

# Quarterly Report

September 30, 2024

WorldCall Telecom Limited





**CONDENSED INTERIM  
FINANCIAL INFORMATION  
(UN-AUDITED)**

**QUARTERLY REPORT 2024**





## VISION

We at Worldcall are committed to achieving dynamic growth and service excellence by being at the cutting edge of technological innovation. We strive to consistently meet and surpass customers', employees' and stake-holders' expectations by offering state-of-the-art telecom solutions with national & international footprints. We feel pride in making efforts to position Worldcall and Pakistan in the forefront of international arena.

## MISSION STATEMENT

In the telecom market of Pakistan, Worldcall to have an overwhelming impact on the basis of following benchmarks:

Create new standards of product offering in basic and value added telephony by being more cost effective, easily accessible and dependable. Thus ensuring real value for money to all segments of market.

Be a leader within indigenous operators in terms of market share, gross revenues and ARPU within five years and maintain the same positioning thereafter.

Achieve utmost customer satisfaction by setting up high standards of technical quality and service delivery.

Ensuring the most profitable and sustainable patterns of ROI (Return on Investment) for the stake-holders.



# Contents

**Page Four**

Company Information

**Page Six**

Directors' Review Report

**Page Nine**

ڈائرکٹرز کا تجزیہ

**Page Ten**

Condensed interim Standalone Financial Statements

**Page Thirty**

Condensed interim Consolidated Financial Statements



## COMPANY INFORMATION

<b>Chairman</b>	Mr. Mehdi Mohamed Jawad Abdullah Al Abduwani
<b>Chief Executive Officer</b>	Mr. Abbas Raza
<b>Board of Directors</b>	Mr. Mehdi Mohamed Jawad Abdullah Al Abduwani (Chairman) Mr. Syed Salman Ali Shah (Director) Mr. Muhammad Shoab (Director) Mr. Babar Ali Syed (Director) Mr. Muhammad Azhar Saeed (Director) Mr. Mubasher Lucman (Director) Mrs. Hina Babar (Director) Mr. Tariq Hasan (Director)
<b>Chief Financial Officer</b>	Mr. Shahzad Saleem
<b>Executive Committee</b>	Mr. Mehdi Mohamed Jawad Abdullah Al Abduwani (Chairman) Mr. Muhammad Shoab (Member) Mr. Babar Ali Syed (Member) Mr. Muhammad Azhar Saeed (Member) Mr. Muhammad Sarfraz Javed (Secretary)
<b>Audit Committee</b>	Mr. Muhammad Shoab (Chairman) Mr. Syed Salman Ali Shah (Member) Mr. Mehdi Mohamed Jawad Abdullah Al Abduwani (Member) Mrs. Hina Babar (Member) Mr. Ansar Iqbal Chauhan (Secretary)
<b>Human Resource &amp; Remuneration Committee</b>	Mr. Mubasher Lucman (Chairman) Mr. Muhammad Azhar Saeed (Member) Mr. Muhammad Shoab (Member) Mr. Muhammad Sarfraz Javed (Secretary)
<b>Chief Internal Auditor</b>	Mr. Ansar Iqbal Chauhan
<b>Company Secretary</b>	Mr. Muhammad Sarfraz Javed
<b>Auditors</b>	Tariq Abdul Ghani & Co. Chartered Accountants
<b>Legal Advisers</b>	M/s Miankot Law Chambers Barristers, Advocates & Corporate Legal Consultant





## Bankers

Allied Bank Limited  
Askari Bank Limited  
Bank Al Habib Limited  
Faysal Bank Limited  
Habib Bank Limited  
Habib Metropolitan Bank Limited  
JS Bank Limited  
BankIslami (Pakistan) Limited  
MCB Bank Limited  
National Bank of Pakistan  
Pak Oman Investment Co. Limited  
Soneri Bank Limited  
Standard Chartered Bank (Pakistan) Limited  
Summit Bank Limited  
Telenor Microfinance Bank Limited  
The Bank of Punjab  
United Bank Limited  
Silkbank Limited  
Meezan Bank Limited  
Mobilink Microfinance Bank Limited

## Registrar and Shares Transfer Office

THK Associates (Pvt.) Limited  
Plot No. 32-C, Jami Commercial Street 2,  
D.H.A., Phase VII,  
Karachi-75500 Pakistan.


 (+92 21) 35310191-6


 (+92 21) 35310190

 [sfc@thk.com.pk](mailto:sfc@thk.com.pk)

## Registered Office/Head Office

Plot No. 112/113, Block S,  
Quaid-e-Azam Industrial Estate,  
Kot Lakhpat,  
**Lahore - Pakistan**

 (+92 42) 35400544, 35400609,

 (+92 42) 35110965

## Webpage

[www.worldcall.com.pk](http://www.worldcall.com.pk)  
[www.worldcall.net.pk](http://www.worldcall.net.pk)



## DIRECTORS' REVIEW REPORT

The Board of Directors of Worldcall Telecom Limited ("Worldcall" or the "Company") is pleased to present its review report along with condensed interim standalone and consolidated financial information for the Nine months and quarter ended September 30, 2024.

### ECONOMIC OVERVIEW

The Telecommunications sector in Pakistan has been a key contributor to the country's economic growth, as highlighted in the Pakistan Economic Survey 2023-24. By September 30, 2024, the sector maintained steady progress despite challenges like inflation, currency devaluation, and energy shortages. According to the survey, telecom revenues increased by 15%, and the sector's contribution to GDP reached 2.7%. The rising demand for mobile broadband services, including 4G and early steps toward 5G, alongside ongoing investment in fiber-optic networks, continues to support digital expansion.

Looking forward, the sector is poised to drive further advancements in digital finance, e-commerce, and IT services, aligning with Pakistan's broader economic objectives. The government's "Digital Pakistan" initiative, alongside the sector's increased FDI inflows, reflects a promising trajectory despite economic headwinds. Telecom companies remain crucial in fostering connectivity and innovation, positioning the sector as a key pillar of the economy's digital transformation.

Pakistan has made strides in macroeconomic stabilization, but challenges remain. The IMF Stand-By Arrangement approved in mid-2023 helped restore exchange rate flexibility and ease import controls, leading to an estimated 2.5% GDP growth in FY24. However, significant risks, including policy uncertainty and external financing needs, persist. Sustained reforms are critical to support continued recovery and long-term economic stability.

### FINANCIAL OVERVIEW

#### Standalone Financial Statements

Summary of financial results for the Nine months and quarter ended September 30, 2024 are as follows:

Particulars	September 30, 2024	September 30, 2023
	Rs. in million	
Revenue-net	3,673	2,077
Direct Cost (excluding depreciation and Amortization)	(3,409)	(1,955)
Operating Costs	(346)	(352)
Other Income - net	170	(159)
EBITDA	87	(389)
Depreciation and Amortization	(621)	(712)
Finance Cost	(514)	(452)
Loss after tax	(1,090)	(1,575)

During the period under review, the Company closed its financial results reporting Rs 1,090 million as loss after tax. Positive movement in revenue was witnessed and corresponding hike in direct costs aligned with the earlier. Depreciation and amortization expense is more or less consistent with the comparative figure. Finance cost witnessing adverse movement on account of increase in KIBOR.

**CONSOLIDATED FINANCIAL STATEMENTS**

Condensed interim consolidated financial statements comprise the financial results of WorldCall Telecom Limited (Parent Company) consolidated with Route 1 Digital (Private) Limited (Subsidiary Company). Route 1 Digital is a private limited Company incorporated in Pakistan.

**EARNINGS PER SHARE**

The loss per share of the Company on a consolidated as well as on standalone basis is Rupees 0.22 per share.

**FUTURE OUTLOOK*****Broadband and Cable TV Operations:***

The Company has started deployment of 200K connection project for low-cost broadband connectivity in underserved areas. The roll-out areas are already covered by Company fiber optic Metro networks and are spread over twenty (20) cities across Pakistan. The roll-out will complement existing Fiber to the Home project for a more efficient utilization of IP bandwidth and holds good potential for growth in this segment of operations. Company plans to augment and expand its core network to handle additional bandwidth requirement and subscriber loads. Access network from the existing fiber optic deployment is also being expanded.

***CADNZ:***

The Company in coordination with other partners has finalized Go To Market (GTM) plans for its CADNZ product. CADNZ is a 360-degree Customer Relationship Management solution with integrated Customer Contact Center, specifically tailored for the banking and financial sector. It provides system automation interface for financial institutions for their digital lending platform needs. All aspects of non-core banking software would be covered by this application. This product has huge potential in United States (USA) with small and mid-sized banks as primary market. The product is modular and in future can be tailored / customized for other possible markets in Europe, UK and Middle East. Client engagement has started and on successful sales the Company stands to gain revenues from technology assets. The Company continues its investments in software for commercial activation.

***Technology Transformation:***

The Company has started client engagement for its technology solutions. The engagement is focused on existing solutions with integration of recently matured technology tracks in AI and Big Data domains. Resources have been aligned for back-office operations out of Pakistan for lower cost of development and product support. The Company plans to mature its client offering over the next three quarters with corresponding escalation in market engagement for sales.

**COMPANY'S STAFF AND CUSTOMERS**

At WorldCall, we highly value the creativity and commitment of our team, whose relentless pursuit of excellence drives our success. From spearheading technological advancements to redefining our engagement with colleagues, management, stakeholders, and shareholders, every individual's contribution is instrumental in shaping our path and achieving our collective objectives.

**For and on behalf of the Board of Directors**

**Abbas Raza**  
Chief Executive Officer

**Lahore, Pakistan**  
October 29, 2024



## فی شیئر آمدنی

کمپنی نے انفرادی اور مجموعی طور پر فی حصص خسارہ 0.22 روپے تخفید قرار دیا ہے۔

## مستقبل کا نقطہ نظر

پاکستان کی ڈیجیٹل تبدیلی اور 5G جیسی ترقی پذیر ٹیکنالوجیاں کی ترقی کے شعبے میں ورلڈ کال کے لیے دلچسپ مواقع پیش کرتی ہیں۔ ہماری 2023 کی پگھلا کر کر دی، R&D اور بنیادی ڈھانچے میں مسلسل سرمایہ کاری، کم قیمت والے کاروباری منصوبوں کی تلاش، اور نئی خدمات کے ذریعے موجودہ انفراسٹرکچر سے زیادہ سے زیادہ آمدنی اخفی اور موثر ترقی کو فروغ دے گی۔ ٹیکنالوجی کے علمبرداروں کے ساتھ سٹریٹجک شراکت داری ہماری پوزیشن کو مزید مضبوط کرے گی کیونکہ ہم پاکستان کے ٹیلی کمیونیکیشن کے منظر نامے کے تحریک مستقبل کی طرف گامزن ہوں گے، جو عالمی اعداد و شمار سے آگے جانے اور طویل مدتی کامیابی کے لیے سٹریٹجک سرمایہ کاری کو ترجیح دینے کے ہمارے عزم کی آئینہ دار ہے۔

ہمارا FTTH اور 5G کوریج اور ڈیٹا سب سے بڑا تکمیل آپریٹرز ہونے کے ناطے لاہور کے دوسرے ڈیجیٹل شہری علاقوں یعنی ڈی ایچ اے کنٹونمنٹ اور اس کے بعد ساتھ میں داخل ہونے کا ارادہ رکھتا ہے۔ اس کے علاوہ، جیسا کہ پچھلے کچھ سالوں میں دکھایا گیا ہے، ہماری بیزنس کمپنی، ورلڈ کال سروسز (پرائیویٹ) لمیٹڈ، ڈیجیٹل ایپلی کیشنز کو مسلسل عمل میں لانے کے اپنے عزم پر قائم رہتے ہوئے، جارحانہ طریقے سے متعدد دنیا بھر میں مقابلات پر عمل پیرا ہے، یعنی پاکستان سے باہر کینیڈا، برازیل اور اس کی فہرست سازی کے لیے NASDAQ کو منتخب کیا گیا ہے۔ ورلڈ کال سروسز (پرائیویٹ) لمیٹڈ نے NASDAQ کی فہرست سازی میں ایک امریکی ادارے Globaltech Corporation (GlobalTech) کے ذریعے ایک اہم سنگ میل حاصل کیا ہے۔ اس مدت کے دوران، گلوبل ٹیک کارپوریشن کے حصص کی تجارت اور دردی کا فوٹو پر متعلقہ ریگولیٹری طرف سے سپلیمنٹس کردہ علامت "GLTK" کے تحت شروع کی گئی ہے، اس پیش رفت نے WTL کی ٹیکنالوجی کی تہذیبی کو فروغ دینے کے لیے بنیادی طور پر چھپا دی آئی ٹی سروسز اور سٹی براڈ بیڈ کے ساتھ سرمایہ اکٹھا کرنے کے مقصد کے لیے گئے اقدامات کو کامیابی کے ساتھ مضبوط کر دیا ہے۔

گلوبل ٹیک کارپوریشن نے پاکستان میں جگ ڈیٹا اور ڈیجیٹل (AD) کے لیے اپنا جدید مرکز قائم کرنے کا منصوبہ بنایا ہے۔ یہ جدید ترین سافٹ ویئر سٹریٹجی جس کے 2025 کی پہلی سہ ماہی تک مکمل ہونے کی امید ہے کمپنی کے موجودہ دفتر کے احاطے میں واقع ہوا ہے۔ سٹرائف ایکس ایس 200 سے زیادہ ورک شیڈوں سے لیس ہے اور ڈیٹا سٹریٹجی کے لیے عالمی رابطہ فراہم کرے گا، جس سے پوری دنیا میں ایسی کسٹمر کے سروس کی فراہمی کو یقینی بنایا جائے گا۔

کمپنی نے کم لاگت والے براڈ بیڈ ٹیکنالوجی کے لیے کم لاگت والے علاقوں میں دو لاکھ کھنڈن پر ڈیجیٹل کی تعمیراتی شروع کر دی ہے۔ رول آؤٹ ایریاز پہلے ہی کمپنی کے فائبر آپٹک میٹریٹ ڈسک ورس میں شامل ہیں اور پاکستان بھر کے 20 شہروں میں پھیلے ہوئے ہیں۔ رول آؤٹ آئی ٹی ہینڈ ڈھکے زیادہ موثر استعمال کے لیے موجودہ فائبر لوڈی ہوم پر ڈیجیٹل کی تکمیل کرے گا اور آپریشن کے اس حصے میں ترقی کی اچھی صلاحیت رکھتا ہے۔ کمپنی اضافی ہینڈ ڈھکے کی ضرورت اور فیصلے کے بوجھ کو سنبھالنے کے لیے اپنے بنیادی نیٹ ورک کو مزید بڑھانے کا ارادہ رکھتی ہے۔ موجودہ فائبر آپٹک کی تعمیراتی سے رسائی کے نیٹ ورک کو بھی بڑھا دیا جا رہا ہے۔

کمپنی نے دیگر شراکت داروں کے ساتھ کراچی CADNZ پر ڈھکے کے لیے گولڈ مارکیٹ (GTM) کے منصوبوں کو توجہ دینی ہے۔ CADNZ مربوط سٹریٹجی کے ساتھ 360 ڈگری کسٹمر ریلیشن شپ مینجمنٹ سلوشن ہے۔ خاص طور پر بینکنگ اور مالیاتی شعبے کے لیے تیار کردہ۔ یہ مالیاتی اداروں کو ان کے ڈیجیٹل ترقی دینے کے بیٹے قیام کی ضروریات کے لیے سٹریٹجی کو پیش نظر رکھ کر تیار کیا گیا ہے۔ ان کو بینکنگ سافٹ ویئر کے تمام پہلوؤں کا اس اپیلی ٹیشن میں احاطہ کیا جائے گا۔ اس پر ڈھکے کی ریاستہائے متحدہ (USA) میں بڑی صلاحیت ہے جس میں چھوٹے اور درمیانے سائز کے بینک بنیادی مارکیٹ کے طور پر ہیں۔ پر ڈھکے ہاؤس پر ہے اور مستقبل میں اسے یورپ، برطانیہ اور مشرق وسطیٰ کی دیگر ممالک منڈیوں کے لیے موزوں (حاضر ضرورت بنایا جا سکتا ہے۔ کلائنٹ کی مصروفیت شروع ہو گئی ہے اور کامیاب فروخت پر کئی ٹیکنالوجی کے کلائنٹوں سے آمدنی حاصل کرنے کے لیے کھڑی ہے۔ کمپنی تجارتی سرگرمی کے لیے سافٹ ویئر میں اپنی سرمایہ کاری جاری رکھے ہوئے ہے۔

## کمپنی کا عملہ اور صارفین

ورلڈ کال میں، ہم اپنی ہم کی تخلیقی صلاحیتوں اور عزم کی بہت زیادہ قدر کرتے ہیں، جس کی عمدگی کی انتھک جستجو ہماری کامیابی کو آگے بڑھاتی ہے۔ تکنیکی ترقی کو آگے بڑھانے سے لے کر کھنڈن، انتظامیہ، ایٹیک ہولڈرز اور ڈیٹا ہولڈرز کے ساتھ جرف ڈھکے تعاون ہمارے راستے کی تشکیل اور ہمارے اجتماعی مقاصد کو حاصل کرنے میں اہم کردار ادا کرتا ہے۔

عکرم پور ڈاؤن ڈاؤن کسٹمز  
عباس رضا  
چیف ایگزیکٹو آفیسر

لاہور

29 اکتوبر 2024ء

(نوٹ: آرڈیننس میں کمی اہم کی صورت میں انگریزی متن کو ترجیح دی جائے۔)



## ڈائریکٹرز کی جائزہ رپورٹ

ورلڈ کال ٹیلی کام لمیٹڈ کے بورڈ آف ڈائریکٹرز ("ورلڈ کال" یا "کمپنی") کو 30 ستمبر 2024 کو ختم ہونے والے نو ماہ اور سہ ماہی معلومات کی جائزہ رپورٹ کے ساتھ ساتھ عبوری اور مستحکم مالی بیانات کی معلومات پیش کرنے پر غور ہے۔

### معاشی جائزہ

پاکستان میں ٹیلی کمیونیکیشن کا شعبہ ملک کی اقتصادی ترقی میں کلیدی شراکت دار رہا ہے، جیسا کہ پاکستان اقتصادی سروے 2023-24 میں نمایاں کیا گیا ہے۔ 30 ستمبر 2024 تک، اس شعبے نے افراط زر، کرنسی کی قدر میں کمی، اور توانائی کی کمی جیسے چیلنجوں کے باوجود مسلسل ترقی کو برقرار رکھا۔ سروے کے مطابق، ٹیلی کام کی آمدنی میں 15 فیصد اضافہ ہوا، اور جی ڈی پی میں اس شعبے کا حصہ 2.7 فیصد تک پہنچ گیا۔ سواہل براڈ بینڈ سروسز کی بڑھتی ہوئی مانگ، بشمول 4G اور 5G کی جانب ابتدائی اقدامات، فائبر آپٹک نیٹ ورکس میں جاری سرمایہ کاری کے ساتھ ساتھ، ڈیجیٹل ٹرانسمیوٹیشن کی حمایت جاری رکھے ہوئے ہے۔

آگے دیکھتے ہوئے، یہ شعبہ ڈیجیٹل ٹرانسمیوٹیشن، ای کامرس، اور آئی ٹی سروسز میں پاکستان کے وسیع تر اقتصادی مقاصد کے ساتھ ہم آہنگی میں مزید پیش رفت کرنے کے لیے تیار ہے۔ حکومت کا "ڈیجیٹل پاکستان" اقدام، اس شعبے کی بڑھتی ہوئی ایف ڈی آئی کی آمد کے ساتھ ساتھ، اقتصادی خرابیوں کے باوجود ایک امید افزا رفتار کی عکاسی کرتا ہے۔ ٹیلی کام کمپنیاں تکنیکی، جی اور استخراج کو فروغ دینے میں اہم ہیں، اس شعبے کو معیشت کی ڈیجیٹل تبدیلی کے کلیدی ستون کے طور پر پوزیشن میں رکھتی ہیں۔

پاکستان نے نیکرو ایکٹا کا استحکام میں ترقی کی ہے لیکن چیلنجز موجود ہیں۔ 2023 کے وسط میں منظور شدہ آئی ایم ایف کے اسٹیٹڈ ہائی آرٹیکل نے شرح مبادلہ کی لچک کو بحال کرنے اور درآمدی کنٹرول کو آسان بنانے میں مدد کی، جس کے نتیجے میں مالی سال 24 میں جی ڈی پی کی شرح نمو 2.5 فیصد تک پہنچ گئی۔ تاہم، اہم مضمرات بشمول پالیسی کی غیر یقینی صورتحال اور بیرونی مالیاتی ضروریات برقرار ہیں۔ مسلسل بحالی اور طویل مدتی اقتصادی استحکام میں مدد کے لیے پائیدار اصلاحات اہم ہیں۔

### مالیاتی جائزہ۔ علیحدہ معاشی بیانات

30 ستمبر 2024 کو ختم ہونے والے نو ماہ اور سہ ماہی مالیاتی نتائج کا خلاصہ حسب ذیل ہے:

Particulars	September 30, 2024	September 30, 2023
	Rs. in million	
Revenue-net	3,673	2,077
Direct Cost (excluding depreciation and Amortization)	(3,409)	(1,955)
Operating Costs	(346)	(352)
Other Income - net	170	(159)
EBITDA	87	(389)
Depreciation and Amortization	(621)	(712)
Finance Cost	(514)	(452)
Loss after tax	(1,090)	(1,575)

زیر جائزہ مدت کے دوران، کمپنی نے 1090 ملین روپے کے بعد ٹیکس کے نقصان کی اطلاع دینے ہوئے اپنے مالیاتی نتائج کو بند کیا۔ ریویو میں مثبت حرکت دیکھی گئی اور اس سے پہلے کے ساتھ منسلک براہ راست اخراجات میں اس طرح اضافہ ہوا۔ پاک روپے کی قدر میں اضافے کی وجہ سے دیگر خالص اخراجات میں کمی آئی ہے۔ فرسودگی اور معامات کے اخراجات تقابلی اعداد و شمار کے ساتھ ہم دیش مطابقت رکھتے ہیں۔ KIBOR میں اضافے کی وجہ سے مالیاتی لاگت میں اضافہ ہوا ہے۔

### مجموعی مالی بیانات

عبوری اور مستحکم مالیاتی بیانات ورلڈ کال ٹیلی کام لمیٹڈ (مرکزی کمپنی) کے مالی نتائج پر مشتمل ہیں۔ جو روٹ 1 ڈیجیٹل (جوائنٹ وینچر) (ڈبلیو کمپنی) کے ساتھ مشترکہ ہیں۔ روٹ 1 ڈیجیٹل ایک پرائیویٹ لمیٹڈ کمپنی ہے جو پاکستان میں قائم کی گئی ہے۔

**CONDENSED INTERIM STATEMENT OF FINANCIAL POSITION  
AS AT SEPTEMBER 30, 2024**

		September 30, 2024	December 31, 2023
		(Un-Audited)	(Audited)
		------(Rupees in '000)-----	
<b>SHARE CAPITAL AND RESERVES</b>			
	Note		
Authorized share capital		29,000,000	29,000,000
Ordinary share capital	5	14,124,134	14,124,134
Preference share capital	6	890,665	890,665
Dividend on preference shares	7	320,329	320,329
Capital reserves		152,398	144,397
Accumulated loss		(18,510,939)	(17,523,888)
Surplus on revaluation of fixed assets		1,563,631	1,666,966
		(1,459,782)	(377,397)
<b>NON-CURRENT LIABILITIES</b>			
Term finance certificates	8	434,025	598,593
Long term financing	9	406,274	375,563
Sponsor's loan	10	2,488,760	2,478,060
License fee payable		45,513	45,513
Post employment benefits		238,131	204,432
Lease liabilities	11	179,913	194,739
		3,792,616	3,896,900
<b>CURRENT LIABILITIES</b>			
Trade and other payables		7,406,074	7,334,997
Accrued mark up		1,495,637	1,083,295
Current and overdue portion of non-current liabilities		1,620,007	1,465,483
Short term borrowings	12	111,705	108,513
Unclaimed dividend		1,807	1,807
Provision for taxation - net		315,141	298,409
		10,950,371	10,292,504
<b>Contingencies and Commitments</b>	13	-	-
<b>TOTAL EQUITY AND LIABILITIES</b>		<b>13,283,205</b>	<b>13,812,007</b>
<b>NON-CURRENT ASSETS</b>			
Property, plant and equipment	14	4,746,793	4,994,941
Right of use assets	15	2,975,405	3,155,830
Intangible assets		90,075	257,410
Investment properties		52,610	52,610
Long term investment	16	-	-
Deferred taxation	17	2,371,063	2,369,178
Long term deposits		9,090	9,513
		10,245,036	10,839,482
<b>CURRENT ASSETS</b>			
Stores and spares		27,945	31,800
Stock-in-trade		210,858	210,858
Trade debts		1,125,531	1,140,060
Loans and advances		577,622	548,579
Deposits and prepayments		746,136	667,845
Short term investments		48,987	40,986
Other receivables		199,673	174,135
Cash and bank balances		101,417	158,262
		3,038,169	2,972,525
<b>TOTAL ASSETS</b>		<b>13,283,205</b>	<b>13,812,007</b>

The annexed notes from 1 to 23 form an integral part of these financial statements.

Chief Executive Officer

Director

Chief Financial Officer



**CONDENSED INTERIM STATEMENT OF PROFIT OR LOSS  
(UN-AUDITED)  
FOR THE QUARTER AND NINE MONTHS ENDED SEPTEMBER 30, 2024**

	Nine Months ended Sep 30		Quarter ended Sep 30	
	2024	2023	2024	2023
	----- (Rupees in '000) -----			
Revenue	3,673,316	2,076,522	1,384,337	751,374
Direct costs excluding depreciation and amortization	(3,409,212)	(1,954,552)	(1,276,439)	(726,886)
Operating costs	(346,853)	(352,656)	(121,243)	(105,598)
Other Income - Net	170,105	(158,783)	55,238	13,986
<b>Profit/(Loss) before Interest, Taxation, Depreciation and Amortization</b>	<b>87,356</b>	<b>(389,469)</b>	<b>41,893</b>	<b>(67,124)</b>
Depreciation and amortization	(621,580)	(712,244)	(206,360)	(183,709)
Finance cost	(513,571)	(451,876)	(162,352)	(153,755)
<b>Loss before Taxation</b>	<b>(1,047,795)</b>	<b>(1,553,589)</b>	<b>(326,819)</b>	<b>(404,588)</b>
Taxation	(42,591)	(21,685)	(15,861)	(9,831)
<b>Net Loss for the period</b>	<b>(1,090,386)</b>	<b>(1,575,274)</b>	<b>(342,680)</b>	<b>(414,419)</b>
<b>Loss per Share - basic (Rupees)</b>	<b>(0.22)</b>	<b>(0.50)</b>	<b>(0.07)</b>	<b>(0.13)</b>
<b>Loss per Share - diluted (Rupees)</b>	<b>(0.22)</b>	<b>(0.50)</b>	<b>(0.07)</b>	<b>(0.13)</b>

The annexed notes from 1 to 23 form an integral part of these financial statements.

Chief Executive Officer

Director

Chief Financial Officer



**CONDENSED INTERIM STATEMENT OF COMPREHENSIVE INCOME  
(UN-AUDITED)  
FOR THE QUARTER AND NINE MONTHS ENDED SEPTEMBER 30, 2024**

	Nine months ended Sep 30		Quarter ended Sep 30	
	2024	2023	2024	2023
	Un-Audited	Un-Audited	Un-Audited	Un-Audited
	----- (Rupees in '000) -----			
Net loss for the period	(1,090,386)	(1,575,274)	(342,680)	(414,419)
<b>Other comprehensive income:</b>				
<i>Items that will not be reclassified to profit or loss:</i>				
- Changes in fair value of financial assets through other comprehensive income - net of tax	8,001	(8,628)	4,943	(6,209)
<i>Item that may be subsequently reclassified to profit or loss:</i>	-	-	-	-
<b>Other Comprehensive Income / (Loss) - net of tax</b>	<b>8,001</b>	<b>(8,628)</b>	<b>4,943</b>	<b>(6,209)</b>
<b>Total Comprehensive loss for the period - net of tax</b>	<b>(1,082,385)</b>	<b>(1,583,902)</b>	<b>(337,737)</b>	<b>(420,628)</b>

The annexed notes from 1 to 23 form an integral part of these financial statements.

Chief Executive Officer

Director

Chief Financial Officer

**CONDENSED INTERIM STATEMENT OF CASH FLOWS (UN-AUDITED)  
FOR THE NINE MONTHS ENDED SEPTEMBER 30, 2024**

		Nine month ended September 30,	
		2024	2023
	Note	------(Rupees in '000)-----	
<b>CASH FLOWS FROM OPERATING ACTIVITIES</b>			
Cash (used in) / generated from operations	18	(42,281)	191,359
<i>Increase / (Decrease) in non-current liabilities:</i>			
- Long term deposit		-	(100,915)
<i>Decrease / (Increase) in non-current assets:</i>			
- Long term deposits		423	(20)
		<u>(41,858)</u>	<u>90,424</u>
Post employment benefits paid		(5,329)	(2,798)
Finance cost paid		(6,322)	(10,887)
Income tax paid		(25,859)	(16,236)
		<u>(79,368)</u>	<u>60,503</u>
<b>Net cash (used in) / generated from Operating Activities</b>			
<b>CASH FLOWS FROM INVESTING ACTIVITIES</b>			
Purchase of property, plant and equipment		(25,764)	(18,986)
Dividend income		1,058	19
Income on deposit and savings accounts		93,282	80,709
		<u>68,576</u>	<u>61,742</u>
<b>Net cash generated from Investing Activities</b>			
<b>CASH FLOWS FROM FINANCING ACTIVITIES</b>			
Repayment of long term financing	9	(49,281)	(48,684)
Sponsor's loan	10	27,647	109,462
Short term borrowings - net	12	4,883	1,862
Repayment of lease liability	11	(29,302)	(26,209)
		<u>(46,053)</u>	<u>36,431</u>
<b>Net Cash (used in) / generated from Financing Activities</b>			
<b>Net (decrease) / Increase in Cash and Cash Equivalents</b>		<b>(56,845)</b>	<b>158,676</b>
Cash and cash equivalents at the beginning of the Period		158,262	9,439
		<u>101,417</u>	<u>168,115</u>
<b>Cash and Cash Equivalents at the End of the Period</b>			

The annexed notes from 1 to 23 form an integral part of these financial statements.

  
Chief Executive Officer

  
Director

  
Chief Financial Officer



**CONDENSED INTERIM STATEMENT OF CHANGES IN EQUITY (UN-AUDITED)  
FOR THE NINE MONTHS ENDED SEPTEMBER 30, 2024**

Particulars	Ordinary Share Capital	Preference Share Capital	Dividend on Preference Shares	Capital Reserves			Revenue Reserve (Accumulated Loss)	Surplus on Revaluation of Fixed Assets	Total
				Fair Value Reserve	Exchange Translation Reserve	Total Capital Reserves			
<b>Balance as at December 31, 2022</b>	13,136,257	1,185,479	425,652	(20,517)	257,414	236,897	(15,167,270)	1,804,747	1,621,762
(Rupees in '000)									
Net loss for the Period	-	-	-	-	-	-	(1,575,274)	-	(1,575,274)
Other comprehensive income for the Period- net of tax	-	-	-	(8,628)	-	(8,628)	-	-	(8,628)
Total comprehensive loss for the Period - net of tax	-	-	-	(8,628)	-	(8,628)	(1,575,274)	-	(1,583,902)
Incremental Depreciation / amortization for the Period on surplus	-	-	-	-	-	-	137,781	(137,781)	-
Exchange translation	-	-	110,922	-	301,672	301,672	(412,594)	-	-
Conversion of preference shares and dividend thereon	12,483,859	(294,814)	(220,857)	(201,873)	(201,873)	(201,873)	-	-	11,776,315
Discount on issuance of ordinary shares	(11,776,315)	-	-	-	-	-	-	-	(11,776,315)
Total transactions with owners, recognized directly in equity	717,544	(294,814)	(220,857)	-	(201,873)	(201,873)	-	-	-
<b>Balance as at September 30, 2023</b>	<b>13,853,801</b>	<b>890,665</b>	<b>315,717</b>	<b>(29,145)</b>	<b>357,213</b>	<b>328,068</b>	<b>(17,017,357)</b>	<b>1,666,966</b>	<b>37,859</b>
<b>Balance as at December 31, 2023</b>	<b>14,124,134</b>	<b>890,665</b>	<b>320,329</b>	<b>(16,827)</b>	<b>161,224</b>	<b>144,397</b>	<b>(17,523,889)</b>	<b>1,666,967</b>	<b>(377,398)</b>
Net loss for the Period	-	-	-	-	-	-	(1,090,386)	-	(1,090,386)
Other comprehensive income for the Period - net of tax	-	-	-	8,001	-	8,001	-	-	8,001
Total comprehensive loss for the Period - net of tax	-	-	-	8,001	-	8,001	(1,090,386)	-	(1,082,385)
Incremental Depreciation / amortization for the Period on surplus on revaluation of fixed assets	-	-	-	-	-	-	103,336	(103,336)	-
<b>Balance as at September 30, 2024</b>	<b>14,124,134</b>	<b>890,665</b>	<b>320,329</b>	<b>(8,826)</b>	<b>161,224</b>	<b>152,398</b>	<b>(18,510,939)</b>	<b>1,563,631</b>	<b>(1,459,793)</b>

The annexed notes from 1 to 23 form an integral part of these financial statements.

Chief Executive Officer

Chief Financial Officer



## NOTES TO THE CONDENSED INTERIM FINANCIAL STATEMENTS (UN-AUDITED) FOR THE NINE MONTHS ENDED SEPTEMBER 30, 2024

### Note 1

#### THE COMPANY AND ITS OPERATIONS

- 1.1 Worldcall Telecom Limited ("the Company") is a public limited Company incorporated in Pakistan on March 15, 2001 under the repealed Companies Ordinance, 1984 (now the Companies Act, 2017). Its shares are quoted on Pakistan Stock Exchange. The Company commenced its operations on December 01, 2004 and is engaged in providing Wireless Local Loop ("WLL") and Long Distance & International ("LDI") services in Pakistan; re-broadcasting international/national satellite/terrestrial wireless and cable television and radio signals; interactive communication and to establish, maintain and operate the licensed telephony services. The Company is domiciled in Pakistan and its registered office cum principal place of business is situated at Plot # 112-113, Block S, Quaid e Azam Industrial Estate Kot Lakhpat Lahore.

Worldcall Services (Pvt.) Limited is the Parent Company. Global Tech Corporation (GTC) owned 100% shares of both M/s Worldcall Services (pvt.) Ltd. & Ferret Consulting FZC and after the consummation of the contemplated transaction GTC has become the ultimate holding Company. The ultimate beneficial ownership remains unchanged. GTC is registered in USA and its principal office is situated at 3550 Barron Way Suite 13a. Reno. NV 89511.

### Note 2

#### BASIS OF PREPARATION

- 2.1 These condensed interim financial statements are the separate condensed financial statements of the Company in which investment in subsidiary is stated at cost. Condensed consolidated interim financial statements are prepared separately.
- 2.2 These condensed interim financial statements have been prepared in accordance with the accounting and reporting standards as applicable in Pakistan for interim financial reporting. The accounting and reporting standards as applicable in Pakistan for interim financial reporting
- International Accounting Standard (IAS) 34, Interim Financial Reporting, issued by the International Accounting Standards Board (IASB) as notified under the Companies Act, 2017; and
  - Provisions of and directives issued under the Companies Act, 2017.
- Where the provisions of and directives issued under the Companies Act, 2017 differ with the requirements of IAS 34, the provisions of and directives issued under the Companies Act, 2017 have been followed.
- 2.3 These condensed interim financial statements are unaudited.
- 2.4 These condensed interim financial statements (un-audited) do not include all of the information required for annual financial statements and should be read in conjunction with the annual financial statements for the year ended December 31, 2023. Selected explanatory notes are included to explain events and transactions that are significant to understanding of the changes in the Company's financial statements since the last financial statements.
- 2.5 These condensed interim financial statements (un-audited) should be read in conjunction with annual audited financial statements for the year ended December 31, 2023. Comparative statement of financial position is extracted from annual audited financial statements for the year ended December 31, 2023 whereas comparative statement of profit or loss, comparative statement of comprehensive income, comparative statement of changes in equity and comparative statement of cash flows are extracted from unaudited condensed interim financial statements for the nine months ended September 30, 2023.
- 2.6 These condensed interim (un-audited) financial statements are presented in Pak Rupees, which is the Company's functional and presentational currency. All the figures have been rounded off to the nearest thousand of rupees, unless otherwise stated.



## 2.7 Going concern assumption

2.7.1 The Company has incurred a loss after taxation of Rs. 1090.386 million during the period ended September 30, 2024 (September 30, 2023: Rs. 1,575 million). As at September 30, 2024, the accumulated loss of the Company stands at Rs. 18,510.939 million (December 31, 2023: Rs. 17,523.888 million) and its current liabilities exceed its current assets by Rs. 7,912.203 million (December 31, 2023: Rs. 7,319.979 million). These conditions, along with the other factors like stagnant real revenue growth and contingencies and commitments as mentioned in note 13, indicate the existence of material uncertainties that cast significant doubt about the Company's ability to continue as a going concern and therefore, it may be unable to realize its assets and discharge its liabilities in the normal course of business.

The Company's management has carried out an assessment of going concern status of the Company and believes that preparation of these financial statements on going concern assumption is appropriate. The management has placed reliance on the following factors:

### 2.7.2 Net Liabilities Position - Risk Mitigation

As mentioned above, there is a net current liability position of approximately Rs. 7.912 billion as on the reporting date, which has the following major components:

Description	Note	Rs in million
Short term Borrowings	2.7.2.1	112
Pakistan Telecommunication Authority (PTA)	2.7.2.2	2,365
Claims of parties challenged	2.7.2.3	556
Continuing business partners	2.7.2.4	71
Contract liabilities	2.7.2.5	892
Provision for taxation	2.7.2.6	315
		<u>4,311</u>

The management believes that certain balances included in the above amounts do not represent immediately payable liabilities as detailed below:

2.7.2.1 This represents funds obtained from related parties to the tune of Rs. 112 Million.

2.7.2.2 Liabilities towards PTA as incorporated in these financial statements stand at approximately Rs. 2.365 billion which are not immediately payable owing to non-fulfillment of certain conditions relating to the demand of such amounts. These conditions relate to the industry circumstances and Court Orders.

2.7.2.3 This amount represents the amounts owed to certain parties whose claims have been challenged by the Company in various judicial forums for the breach and non-performance of their contractual obligations. Based on the merits of Company's position, the management believes that such amounts may not be immediately payable under the circumstances.

2.7.2.4 The amount payable to creditors amounting Rs. 71 million represents routine trade credits extended by regular parties and these balances are of revolving nature. Thus, no immediate net cash outlay would be required.

2.7.2.5 Contract liabilities represents advances received from customers and this will be adjusted against future services. Based on which no cash outflow will occur.

2.7.2.6 The Company does not anticipate cash outlays on account of Provision for Taxation, since it has sufficient brought forward losses.

### 2.7.3 Continued Support from a Majority Shareholder

The Company's majority shareholder, World call Services (Private) Limited (WSL) has given assurance to provide continued cash flow support to the Company through its letter to the Company's Board of Directors.

## Note 3

### SIGNIFICANT ACCOUNTING POLICIES

3.1 The Company's accounting and financial risk management policies and methods of computation adopted in the preparation of these condensed interim (un-audited) financial statements are the same as those applied in the preparation of preceding annual financial statements of the Company for the year ended December 31, 2023.



## Note 4

**SIGNIFICANT ACCOUNTING JUDGEMENTS AND ESTIMATES**

The preparation of these financial statements in conformity with approved accounting and reporting standards requires management to make judgements, estimates and assumptions that affect the application of accounting policies and reported amounts of assets, liabilities, income and expense. The estimates, associated assumptions and judgments are based on historical experience and various other factors that are believed to be reasonable under the circumstances, the result of which forms the basis of making the judgement about carrying value of assets and liabilities that are not readily apparent from other sources. Actual results may differ from these estimates. In preparing these financial statements, the significant judgements made by the management in applying accounting policies and the key source of estimation were the same as those that were applied to the financial statements for the year ended December 31, 2023.

## Note 5

**Ordinary Share Capital**

September 30, 2024	December 31, 2023		September 30, 2024	December 31, 2023
Un-audited	Audited	Note	Un-audited	Audited
No. of Shares			----- (Rupees in '000) -----	
344,000,000	344,000,000	Ordinary shares of Rs. 10 each fully paid in cash	3,440,000	3,440,000
309,965,789	309,965,789	Ordinary shares of Rs. 10 each issued in accordance with the scheme of merger	3,099,658	3,099,658
98,094,868	98,094,868	Ordinary shares of Rs. 10 each issued as fully paid bonus shares	980,949	980,949
108,510,856	108,510,856	Ordinary shares of Rs. 10 each issued against convertible loan	1,085,109	1,085,109
4,121,717,673	4,121,717,673	Ordinary shares of Rs. 10 each issued against convertible preference shares	41,217,173	41,217,173
		Less: Discount on issue of shares	49,822,889 (35,698,755)	49,822,889 (35,698,755)
<b>4,982,289,186</b>	<b>4,982,289,186</b>		<b>14,124,134</b>	<b>14,124,134</b>

- 5.1 During the period, nil (2023: 29,000) convertible preference shares and accumulated preference dividend thereon amounting to Rs. nil (2023: Rs. 105.323 million) were converted into ordinary shares in accordance with the agreed terms.
- 5.2 The terms of agreement between the Company and certain lenders impose certain restrictions on distribution of dividends by the Company.
- 5.3 Worldcall Services (Private) Limited, parent of the Company, holds 854,914,152 shares (2023: 854,914,152 shares) in the Company. Out of these shares, 46.7 million shares are pledged to secure TFC liability which will be released with quarterly scheduled principal repayments proportionately. Refer to note 8.
- 5.4 Ferret Consulting F.Z.C., an associate of the company, holds 264,360,500 shares (2023: 325,460,500 shares) representing 5.31% (2023: 6.53%) shareholding in the company.
- 5.5 Globaltech World (Private) Limited, parent of the company, holds 7,923,889 shares (2023: 287,923,889) in the Company.
- 5.6 Reconciliation of discount on issue of shares is as follows:

	September 30, 2024	December 31, 2023
	Un-audited	Audited
	----- (Rupees in '000) -----	
Opening balance	35,698,755	24,192,778
Add: Discount on issuance of ordinary shares during the period	-	11,505,977
Closing balance	<b>35,698,755</b>	<b>35,698,755</b>

- 5.7 Reconciliation of ordinary share capital is as follows:

Opening balance	49,822,889	37,329,035
Add: Shares issued during the year	-	12,493,854
Closing balance	<b>49,822,889</b>	<b>49,822,889</b>



- 5.8 All ordinary shares rank equally with regard to residual assets of the Company. Ordinary shareholders are entitled to receive all distributions including dividends and other entitlements in the form of bonus and right shares as and when declared by the Company. Voting and other rights are in proportion to the shareholding.
- 5.9 Shareholders of the Company resolved in annual general meeting held on April 30, 2019 that the authorized capital of the Company be increased from Rs. 21 billion to Rs. 29 billion divided into 2.9 billion ordinary shares of Rs. 10 each which may be utilized to issue ordinary shares of Rs. 10 each and / or preference shares of Rs. 10 each of the Company as the Board of Directors of the Company may decide from time to time in accordance with the Companies Act, 2017. Regulatory requirements as to the alteration of Memorandum and Articles of Association and legal formalities have yet to be fulfilled.
- 5.10 During the previous years, due to conversion of preference shares the issued, subscribed and paid up share capital exceeds the authorized capital of the company, for which regulatory filing with SECP and legal formalities are required to be fulfilled and the management is committed to complete the same at earliest.

**Note 6****Preference Share Capital**

	Note	September 30,	December 31,	September 30,	December 31,
		2024	2023	2024	2023
		Un-audited	Audited	Un-audited	Audited
		-----No. of Shares-----		----- (Rupees in '000) -----	
Opening balance		88,200	117,200	890,665	1,185,479
Less: Preference shares converted into ordinary shares during the year	6.3	-	(29,000)	-	(294,814)
		<u>88,200</u>	<u>88,200</u>	<u>890,665</u>	<u>890,665</u>

- 6.1 These preference shares are US Dollars denominated, non-voting, cumulative and convertible preference shares ("CPS", or "preference shares") having a face value of USD 100 each.
- 6.2 The conversion option is exercisable by the holder at any time after 1st anniversary of the issue. Initially, CPS were to be mandatorily converted to ordinary shares upon culmination of 5th anniversary, later mandatory conversion date was extended till December 31, 2024. CPS shall be converted at the conversion ratio defined in the agreement at 10% discount on share price after first anniversary and thereby increased by 10% additional discount for each completed year of anniversary.
- 6.3 In accordance with the terms detailed in Note 6.2 above, certain preference shareholders have exercised conversion option. Thus, their CPS and accrued preference dividend thereon have been converted into ordinary shares as reflected in Note 5.1 and Note 7.2.
- 6.4 CPS holders were entitled to non-cash dividend calculated @ 5.9% per annum on each of the preference shares or the dividend declared by WTL for ordinary shareholders, whichever is higher till 5th anniversary.
- 6.5 Ferret Consulting F.Z.C., an associate of the Company, holds 88,200 preference shares (2023: 88,200) in the Company.
- 6.6 The preference shareholders in an Extraordinary General Meeting held on January 4, 2019 and ordinary shareholders in annual general meeting held on April 30, 2019 have given their assent for the conversion of preference shares at nominal value of Rs. 10 each and for amendments in the Memorandum and Articles of Association of the Company. Resultantly, preference shares along with dividend accrued thereon shall be converted on any date from the mandatory conversion date, at par value of Rs. 10 each. However, the shares for which notices have been received before mandatory conversion date would be converted on the terms prevalent on the date of notice. During the year ended December 31, 2023, preference shares have been converted into ordinary shares at the discounted price of Rs. 0.9115 and Rs. 0.7089 per share as the notice for conversion of such shares was received before the mandatory conversion rate.

**Note 7****Dividend on Preference Shares**

	Note	September 30,	December 31,
		2024	2023
		Un-audited	Audited
		----- (Rupees in '000) -----	
Dividends on preference shares	7.1	<u>320,329</u>	<u>320,329</u>

- 7.1 This represents accumulated dividend on preference shares which is not payable in cash rather it will be converted into ordinary shares as and when the preference shares are converted into ordinary shares.
- 7.2 During the period, cumulative preference dividend amounting to Rs. nil (2023: Rs. 105.323 million) was converted into ordinary shares as a result of conversion option exercised by certain preference shareholders in accordance with the terms and conditions given in note 6.3 above.



**Note 8**

**Term Finance Certificates**

		September 30, 2024	December 31 2023
		Un-audited	Audited
		----- (Rupees in '000) -----	
	Opening balance	1,187,853	1,187,853
	Less: Payments made during the year	-	-
		1,187,853	1,187,853
	Less: Current and overdue portion	(900,741)	(780,745)
		287,112	407,108
	Add: Deferred markup	146,913	191,485
		434,025	598,593

Term finance certificates (TFCs) have a face value of Rs. 5,000 per certificate. These TFCs carry mark up at the rate of six months average KIBOR plus 1.0% per annum (2023: six month average KIBOR plus 1.0% per annum), payable quarterly. The mark up rate charged during the period on the outstanding balance ranged from 22.45% to 24.08% (2023: 17.10% to 24.08%) per annum.

IGI Holding Limited (previously IGI Investment Bank Limited) is the Trustee (herein referred to as the Trustee) under the Trust Deed.

The liability of these TFCs has been rescheduled in December 2012 and then on April 03, 2015. During the year 2018, third rescheduling of these TFCs was successfully executed through signing of the Third Supplemental Trust Deed between the Trustees and the Company.

In accordance with the 3rd Supplemental Trust Deed executed during the year 2018, the outstanding principal is repayable by way of quarterly staggered installments with downward revision in markup of 0.60% i.e. revised markup of six months average KIBOR + 1%. The outstanding markup payable as at the date of restructuring and up to December 20, 2018 is agreed to be deferred and shall be paid from March 20, 2021 in quarterly installments. 50% of the markup accrued for the period between December 20, 2018 to December 20, 2020 shall be paid on regular quarterly basis commencing from March 20, 2019 and the remaining 50% shall be deferred and paid from March 20, 2021. Markup deferred has been measured at present value. Under the revised term sheet, these TFCs are due to mature on September 20, 2026.

The other main terms included appointment of one representative as a nominee director nominated by the Trustee which has been complied with. Further, 175 million sponsor's shares are pledged for investors which will be released with quarterly scheduled principal repayments proportionately starting from June 2019.

The Company has not paid due quarterly installments of June 2019 to Sep 2024 amounting Rs. 725.74 million against principal and Rs. 1,010.65 million against accrued mark up. In case of failure to make due payments by the Company, Trustee can instruct the security agent to enforce the letter of pledge and sell the quantum of the pledged shares to generate the amount required for the settlement of the outstanding redemption amount.

Due to non-payment of due instalments, Trustee enforced the letter of pledge in 2021 and called 128.2 million shares from sponsors account out of which 50.38 million shares (2021: 13.6 million shares) were sold for the amount of Rs. 113.63 million (2021: Rs. 45.9 million) out of which 71.29 million settled against principal and 42.33 million against accrued mark up (2021: Rs. 27.9 million settled against principal and Rs. 17.9 million against accrued mark-up).

These TFCs are secured against first pari passu charge over the Company's present and future fixed assets including equipment, plant and machinery, fixtures excluding land and building with 25% margin in addition to all rights, benefits, claims and interests procured by the Company under:

- a) LDI and WLL license issued by PTA to the Company; and
- b) Assigned frequency spectrum as per deed of assignment.

		September 30, 2024	December 31 2023
		Un-audited	Audited
		----- (Rupees in '000) -----	
<b>8.1</b>	<b>Deferred markup</b>		
	Deferred markup	686,239	686,239
	Adjustment due to impact of IFRS 9	(29,109)	(42,259)
		657,130	643,980
	Payment/Adjustment	-	-
	Less: Current and overdue portion	(510,217)	(452,495)
		146,913	191,485



		September 30, 2024	December 31 2023
		Un-audited	Audited
	Note	(Rupees in '000)	
8.1.1	Reconciliation of deferred markup is as follows:		
	Opening balance	686,239	686,239
	Add: Markup deferred during the period/year	-	-
	Payment/Adjustment	-	-
		<u>686,239</u>	<u>686,239</u>
8.1.2	Reconciliation is as follows:		
	Opening balance	42,259	75,088
	Add: Discounting impact of deferred markup	-	-
		42,259	75,088
	Less: Unwinding impact of discounted deferred markup	(13,150)	(32,829)
		<u>29,109</u>	<u>42,259</u>
<b>Note 9</b>			
<b>Long Term Financing</b>			
<b>From Banking Companies (secured)</b>			
Allied Bank Limited	9.1	37,188	31,080
Bank Islami Pakistan Limited	9.2	68,089	70,905
Askari Bank Limited	9.3	293,093	260,108
Standard Chartered Bank Limited	9.4	7,904	13,470
		<u>406,274</u>	<u>375,563</u>
9.1	<b>Allied Bank Limited</b>		
	Opening balance	32,217	58,314
	Repayments	(10,057)	(26,097)
		22,160	32,217
	Less: Current and overdue portion	(22,160)	(32,217)
		-	-
	Add: Deferred markup	40,053	35,856
	Less: Discounting of deferred markup	(2,865)	(4,776)
		37,188	31,080
		<u>37,188</u>	<u>31,080</u>
9.1.1	Reconciliation of deferred markup is as follows:		
	Opening balance	52,073	42,001
	Add: Markup deferred during the year	4,197	10,072
		56,270	52,073
	Less: Current and overdue portion	(16,217)	(16,217)
		<u>40,053</u>	<u>35,856</u>
9.1.2	Reconciliation is as follows:		
	Opening balance	4,776	4,170
	Add: Discounting impact of deferred markup	156	922
		4,932	5,092
	Less: Unwinding impact of discounted deferred markup	(2,067)	(316)
		<u>2,865</u>	<u>4,776</u>

This represents balance transferred as a result of restructuring of short term running finance (RF) facility to Term Loan Facility and subsequently amended on 8th October 2020 and 30th September 2021. Principal will be repaid in 37 stepped up monthly installments starting from August 2021 till August 2024. Markup will be accrued and will be serviced in 12 equal monthly installments, starting from September 2024. Effective markup rate applicable will be 3 Month KIBOR + 85 bps. The mark up is charged during the period on the outstanding balance at 22.31% to 22.84% (2023: 17.85% to 23.76%) per annum. The facility is secured against 1st joint pari passu charge on present and future current and fixed assets excluding building of the Company for Rs. 534 million and right to set off on collection account. As of reporting date little over 06 monthly installments are pending. The Company is in negotiations with Bank for settling its liability in full.



	Note	September 30,	December 31
		2024	2023
		Un-audited	Audited
------(Rupees in '000)-----			
<b>9.2 Bank Islami Pakistan Limited</b>			
Opening balance		39,182	53,808
Repayments		(6,423)	(14,626)
		32,759	39,182
Less: Current and overdue portion		(20,855)	(18,274)
		11,904	20,908
Add: Deferred markup	9.2.1	67,025	62,572
Less: Discounting of deferred markup	9.2.2	(10,840)	(12,575)
		56,185	49,997
		68,089	70,905
<b>9.2.1 Reconciliation of deferred markup is as follows:</b>			
Opening balance		62,572	54,659
Add: Deferred markup during the year		4,453	7,913
		67,025	62,572
<b>9.2.2 Reconciliation is as follows:</b>			
Opening balance		12,575	8,878
Add: Discounting impact of deferred markup		501	1,555
		13,076	10,433
Less: Unwinding impact of discounted deferred markup		(2,236)	2,142
		10,840	12,575

This represents balance transferred as a result of restructuring of short term running finance (RF) facility to Term Loan Facility as on 12th Feb 2021. Principal repayable in 29 installments started from Feb 2022 till May 2026. Markup to be accrued and will be serviced in 24 monthly installments, starting from June 01, 2024. Effective markup rate applicable will be 6 Month KIBOR (Floor 7.5% and capping 17%). The mark up charged during the period on the outstanding balance at 17% (2023: 15.87% to 17%). The facility is secured against 1st joint pair passu charge on present and future current and fixed assets excluding land & building & licences/receivable of LDI & WLL of the Company for Rs. 880 million with 25% margin, pledge of various listed securities of the Company having carrying value Rs. 39.189 Million and along with Mortgage over the Company's Offices at Ali Tower MM Alam Road Lahore and at The Plaza Shopping Mall Kehkashan Karachi.

'Subsequently in June 2023 Bank approved Company's restructuring request as a result of which overall repayment tenure was extended by 01 year and 06 months i.e. principal repayment will end in November 2025 instead of May 2024 and Markup repayment will end in November 2027 instead of May 2026. As of reporting date 05 monthly installments are pending. The Company is in negotiations with Bank for settling its liability in full.

Last year, period for repayment of principal and deferred markup was extended and according to revised terms both will be repaid till 1st Nov 2027.

	Note	September 30,	December 31
		2024	2023
		Un-audited	Audited
------(Rupees in '000)-----			
<b>9.3 Askari Bank Limited</b>			
Opening balance		256,547	288,547
Repayments		(24,500)	(32,000)
		232,047	256,547
Less: Current and overdue portion		(65,500)	(86,500)
		166,547	170,047
Add: Deferred markup	9.3.1	146,330	110,560
Less: Discounting of deferred markup	9.3.2	(19,784)	(20,499)
		126,546	90,061
		293,093	260,108
<b>9.3.1 Reconciliation of deferred markup is as follows:</b>			
Opening balance		116,569	64,596
Add: Deferred markup during the period/year		35,770	51,973
		152,339	116,569
Less: Current and overdue portion		(6,009)	(6,009)
		146,330	110,560
<b>9.3.2 Reconciliation is as follows:</b>			
Opening balance		20,499	14,998
Add: Discounting impact of deferred markup		3,486	9,140
		23,985	24,138
Less: Unwinding impact of discounted deferred markup		(4,201)	(3,639)
		19,784	20,499



This represents balance transferred as a result of settlement agreement from short term running finance (RF) facility to Term Loan Facility as on November 02, 2022. Principal will be repaid in 48 installments starting from Nov 2022 till Oct 2026. Markup outstanding after effective discounts / waivers as per settlement agreement and markup to be accrued will be serviced in 36 monthly installments, starting from November 2024. Effective markup rate applicable will be 1MK - 2% (Floor 10%). The mark up charged during the period on the outstanding balance ranged from 20.1% to 20.34% (2023: 14.4% to 21.14%). The facility is secured against 1st joint pari passu charge on present and future current and fixed assets (excluding land & building & licences) of the Company with Margin 25%, collection account with AKBL for routing of LDI receivables alongwith additional mortgage on Properties situated in Sindh.

Subsequently in April 2024 Bank approved Company's request for restructuring of installments as a result of which total repayment tenure of the facility remains unchanged. Principal settlement tenure extended by 01 Year till Oct 2027. Further, Mark will be paid in last 2 years (24 installments) starting from Nov 2025 and ending in Oct 2027.

The Company used post tax weighted average borrowing rate for amortization of deferred markups.

		September 30, 2024	December 31 2023
		Un-audited	Audited
		------(Rupees in '000)-----	
<b>9.4</b>	<b>Standard Chartered Bank Limited</b>	Note	
	Opening balance	25,864	-
	Transfer from running finance	-	32,064
	Repayments	<u>(8,301)</u>	<u>(6,200)</u>
		17,563	25,864
	Less: Current and overdue portion	<u>(11,899)</u>	<u>(17,300)</u>
		5,664	8,564
	Add: Deferred markup	3,209	5,644
	Less: Discounting of deferred markup	(969)	(738)
		<u>2,240</u>	<u>4,906</u>
		<u>7,904</u>	<u>13,470</u>
<b>9.4.1</b>	Reconciliation of deferred markup is as follows:		
	Opening balance	5,644	-
	Add: Deferred markup during the period/year	706	5,644
	Less: Current and overdue portion	<u>(3,141)</u>	<u>-</u>
		<u>3,209</u>	<u>5,644</u>
<b>9.4.2</b>	Reconciliation is as follows:		
	Opening balance	738	-
	Add: Discounting impact of deferred markup	<u>505</u>	<u>738</u>
		1,243	738
	Less: Unwinding impact of discounted deferred markup	<u>(274)</u>	<u>-</u>
		<u>969</u>	<u>738</u>

This represents balance transferred from short term borrowings (Note No. 12) as a result of settlement agreement from short term running finance (RF) facility to Term Loan Facility as on August 09, 2023. Principal will be repaid in stepped up 23 installments starting from Aug 2023 till June 2025. Markup outstanding after effective discounts / waivers as per settlement agreement and markup to be accrued will be serviced in 6 monthly installments, starting from Jan 2025. Effective markup rate applicable will be at Cost of Funds (subject to change on yearly basis as advised by state bank of Pakistan). The mark up is charged during the period on the outstanding balance @ 4.25%. The facility is secured against 1st joint pari passu charge on present and future current and fixed assets (excluding land & building & licences) of the Company for Rs. 320 million.

		September 30, 2024	December 31 2023
		Un-audited	Audited
		------(Rupees in '000)-----	
<b>Note10</b>	<b>Sponsor's Loan</b>	Note	
	<b>Sponsor's Loan - unsecured</b>		
	- Interest bearing	10.1	834,150
	- Non-interest bearing	10.2	1,630,860
		<u>2,488,760</u>	<u>2,478,060</u>
<b>10.1</b>	Opening balance	847,200	680,700
	Exchange (gain) / loss	<u>(13,050)</u>	<u>166,500</u>
		<u>834,150</u>	<u>847,200</u>

This represents USD denominated loan obtained from Worldcall Services (Private) Limited, the Parent Company. It carries mark up at 12 months KIBOR plus 1%. The mark up rate charged during the period on the outstanding balance is 22.7% (2023: 18.36%) per annum. The amount is not payable before June 30, 2025.

**10.2** This represents interest free loan obtained from Worldcall Services (Private) Limited, the Parent Company. The amount is not payable before June 30, 2025.

This loan has been carried at amortized cost and the relevant difference is being charged to the statement of profit or loss account.



	September 30,	December 31
	2024	2023
	Un-audited	Audited
	----- (Rupees in '000) -----	
Opening balance	1,848,580	1,692,907
Less: Net receipts during the year	27,647	155,673
Amount of loan	1,876,227	1,848,580
Adjustment due to impact of IFRS 9:		
Discounting	(221,617)	(217,720)
	(221,617)	(217,720)
	<u>1,654,610</u>	<u>1,630,860</u>

**Note 11****Lease Liabilities**

Opening balance	250,465	252,776
Add: Additions during the period	-	-
Add: Interest expense	22,018	30,411
Less: Lease payments	(29,302)	(32,722)
Gross liability	243,181	250,465
Less: Current and overdue portion	(63,268)	(55,726)
Closing balance	<u>179,913</u>	<u>194,739</u>

**11.1 Nature of leasing activities**

The Company's leases comprise cables and certain premises for installation of equipment and used as warehouse, guest house and office operations. Periodic rentals are usually fixed over the lease term. However, in some contracts, it is customary for lease contracts to provide escalation in lease payments after specified period of time. These neither contain any variable lease payments nor any lease incentives. The Company is not committed to any lease not yet commenced at the reporting date.

Remaining lease term of existing lease contracts for which lease liability is booked ranges from 2 to 12 years.

**Note 12****Short Term Borrowings**

		September 30,	December 31
		2024	2023
		Un-audited	Audited
		----- (Rupees in '000) -----	
<b>Banking companies (secured - interest bearing):</b>	Note		
- Running finances	12.1	-	-
<b>Related parties (unsecured - interest free):</b>			
- Ferret Consulting F.Z.C.	12.2	111,705	108,513
		<u>111,705</u>	<u>108,513</u>
<b>12.1 Movement in running finance facilities</b>			
Opening		-	32,064
Payment/Adjustment during the year		-	-
Transferred to long term financing	12.1.1	-	(32,064)
Closing		-	-

12.1.1 During the year 2023, the Company restructured its running finance facility with Standard Chartered Bank Limited amounting to Rs 32,064 million, which is transferred to long term finance facility. For detail refer Note 9.4.

12.2 This represents interest free USD denominated loan received from M/s Ferret Consulting - F.Z.C to meet working capital requirements. The accumulated balance as at reporting date is USD 401,744 (2023: USD 384,252). In the absence of written agreement, the amount is repayable on demand.

**Note 13****Contingencies and Commitments****Contingencies and commitments****Contingencies**

There is no significant change in the status of contingencies from the preceding annual financial statements of the Company for the year ended December 31, 2023.



	September 30, 2024	December 31 2023
	Un-audited	Audited
Note	------(Rupees in '000)-----	
Outstanding guarantees and letter of credit	299,385	303,378
Commitments	21,554	12,360

**Note 14****Property, Plant and Equipment**

Operating fixed assets	14.1	4,729,238	4,977,290
Capital work-in-progress		17,555	17,650
		<u>4,746,793</u>	<u>4,994,940</u>

**14.1 Operating fixed assets**

Opening book value		4,977,290	5,307,479
Additions during the period	14.1.1	25,764	36,567
		5,003,054	5,344,046
Disposals (at book value) for the period	14.1.2	-	(501)
Depreciation charged during the period		(273,816)	(366,255)
Closing book value		<u>4,729,238</u>	<u>4,977,290</u>

**14.1.1 Detail of additions**

Leasehold improvements		1,608	9,679
Plant and equipment		21,813	18,998
Office equipment		394	1,667
Furniture and fixtures		1,492	2,575
Computers		457	3,648
		<u>25,764</u>	<u>36,567</u>

**14.1.2 Book values of assets disposed off**

Plant and equipment		-	501
		<u>-</u>	<u>501</u>

**Note 15****Right of use assets**

Opening balance	3,155,830	3,407,381
Add: Revaluation Surplus during the year	-	-
Less: Depreciation charge for the period / year	(180,425)	(251,551)
<b>Closing balance</b>	<u>2,975,405</u>	<u>3,155,830</u>

Lease Term (Years)	<u>2 to 8</u>	<u>2 to 14</u>
--------------------	---------------	----------------

**15.1** Depreciation on right-of-use assets has been allocated to depreciation and amortization on face of the statement of profit or loss.

**15.2** There are no variable lease payments in the lease contracts. There were no leases with residual value guarantees or leases not yet commenced to which the Company is committed.

**Note 16****Long Term Investment**

	September 30, 2024	December 31 2023
	Un-audited	Audited
	------(Rupees in '000)-----	
<b>Wholly owned subsidiary Company - at cost [unquoted]</b>		
Route 1 Digital (Private) Limited		
30,000 (December 31, 2023: 30,000) ordinary shares of		
Rs. 100 each, equity held 100% (December 31, 2023: 100%)	50,000	50,000
Less: Impairment loss	(50,000)	(50,000)
	<u>-</u>	<u>-</u>

- 16.1** The Company has acquired 100% shares of Route 1 Digital (Private) Limited during 2018. The principal place of business of Route 1 Digital (Private) Limited is situated at 2nd Floor 300-Y Block Phase III Defence Housing Authority Lahore, Pakistan. This investment in subsidiary is stated at cost.

Due to continuous losses the net assets of the subsidiary became negative. Based on negative net assets and subsidiaries inability to implement the business plan the management of the Company fully impaired the investment.

**Note 17****Deferred Taxation**

	September 30, 2024	December 31 2023
	(Un-audited)	(Audited)
	------(Rupees in '000)-----	
<i>Asset for deferred taxation comprising temporary differences related to:</i>		
-Unused tax losses	3,371,664	3,371,664
-Provision for doubtful debts	911,664	911,664
-Post employment benefits	59,351	59,286
-Provision for stores and spares & stock-in-trade	1,173	1,173
-Provision for doubtful advances and other receivables	78,678	78,678
<i>Liability for deferred taxation comprising temporary differences related to:</i>		
-Surplus on revaluation of assets	(2,051,467)	(2,053,287)
	<u>2,371,063</u>	<u>2,369,178</u>

Deferred tax asset on tax losses available for carry forward has been recognized to the extent that the realization of related tax benefit is probable from reversal of existing taxable temporary differences and future taxable profit. Management's assertion of future taxable profit is mainly based on income due to write back of liabilities and business plan to initiate fiber to home services with monetary support from the majority shareholder.



## Note 18

## Cash Used in Operations

Nine months ended September 30,

Note 2024 2023

------(Rupees in '000)-----

## CASH FLOWS FROM OPERATING ACTIVITIES

Loss before taxation	(1,047,795)	(1,553,589)
----------------------	-------------	-------------

Adjustment for non-cash charges and other items:

- Depreciation on property, plant and equipment	14.1	273,816	280,278
- Amortization on intangible assets		167,339	223,382
- Amortization of right of use assets	15	180,425	208,584
- Liabilities written back on settlement with parties		-	(9,398)
- Post employment benefits		39,028	23,568
- Dividend income on short term investments		(1,058)	-
- Adjustment due to impact of IFRS 9		(4,648)	(20,124)
- Income on deposits, advances and savings accounts		(93,282)	(80,709)
- Exchange gain/(loss) on foreign currency loan		(13,050)	186,600
- Exchange (gain)/loss on foreign currency accrued markup		-	53,293
- Exchange (gain)/loss on foreign currency balances - net		(16,511)	53,229
- Imputed interest on lease liability		22,018	22,903
- Unwinding impact of liabilities under IFRS 9		21,928	37,777
- Finance cost		469,625	391,196
		<u>1,045,630</u>	<u>1,370,579</u>

Operating loss before working capital changes	(2,165)	(183,010)
---	---------	-----------

(Increase) / decrease in current assets

- Stores and spares	3,855	5,161
- Trade debts	(10,215)	502,298
- Loans and advances	(29,043)	(105,935)
- Deposits and prepayments	(78,291)	(61,203)
- Other receivables	(25,538)	(39,844)

Increase / (decrease) in current liabilities

- Trade and other payables	99,116	73,892
	<u>(40,116)</u>	<u>374,369</u>

Cash (used in) / generated from operations	<u>(42,281)</u>	<u>191,359</u>
--	-----------------	----------------



**Note 19**

**Transaction with Related Parties**

Related parties comprise the parent Company, associated companies / undertakings, directors of the Company and their close relatives and key management personnel of the Company. The Company in the normal course of business carries out transactions with various related parties. Amounts due from and due to related parties are shown under respective notes to these financial statements.

			September 30, 2024	September 30, 2023
			------(Rupees in '000)-----	
<b>Transactions during the period with local companies</b>				
Related party	Relationship	Nature of transaction		
Worldcall Services (Private) Limited	Parent Company	Funds received by the Company during the period	33,097	92,410
		Funds repaid by the Company during the period	(5,450)	(26,196)
		Settlement with multimedia	-	43,246
		Markup on long term borrowings	214,462	148,611
		Exchange (gain)/loss on markup	(7,229)	53,293
		Exchange (gain)/loss on loan	(13,050)	186,600
Route 1 Digital (Private) Limited	Wholly Owned Subsidiary	Interest charged during the period	2,338	4,242
		Expenses borne on behalf of subsidiary	1,488	2,739
Worldcall Cable (Private) Limited	Associate	Expenses borne on behalf of associate	-	-
		Interest charged during the period	274	190
Worldcall Ride Hail (Private) Limited	Associate	Expenses borne on behalf of associate	2	1
		Interest charged during the period	2	3
Key management personnel	Associated persons	Salaries and employees benefits	91,780	75,499
		Advances against expenses disbursed / (adjusted) - net	278	1,117

**Transactions during the period with foreign companies**

Related party	Relationship	Nature of transaction		
Ferret Consulting - F.Z.C	Associate	Exchange (Gain)/loss	(1,690)	23,172
		Payment/adjustment with third party	-	(2,228)
		Direct Cost - IT Service	7,965	5,775
		Expenses Charged during the period	(3,082)	-

Ferret Consulting is incorporated in United Arab Emirates. Basis for association of the Company with Ferret is common directorship.

			September 30, 2024	December 31 2023
			Un-audited	Audited
			------(Rupees in '000)-----	
<b>Outstanding Balance as at the period/year end</b>				
Worldcall Services (Private) Limited	Sponsor's loan		2,488,760	2,478,060
	Accrued markup		634,391	427,158
Ferret Consulting - F.Z.C	Dividend on CPS		320,329	320,329
	Short term borrowings		111,705	108,513
Route 1 Digital (Private) Limited	Other receivables		30,622	26,796
Worldcall Ride Hail (Private) Limited	Other receivables		28	24
Worldcall Cable (Private) Limited	Other receivables		3,576	3,162
Key management	Payable against expenses, salaries and other employee benefits		167,235	187,310
	Advance against expenses		16,480	16,202

**Note 20****Financial Risk Management****20.1 Financial risk factors**

The Company's activities expose it to a variety of financial risks: market risk (including currency risk, interest rate risk and other price risk), credit risk and liquidity risk.

The condensed interim financial statements (un-audited) do not include all financial risk management information and disclosures required in the annual financial statements, and should be read in conjunction with the Company's annual financial statements as at December 31, 2023.

There have been no changes in any risk management policies since the year end.

**20.2 Fair value estimation**

**20.2.1** Fair value is the amount for which an asset could be exchanged or a liability settled, between knowledgeable willing parties in an arms' length transaction. Consequently difference may arise between carrying value and fair value estimates. The carrying value of all financial assets and liabilities reflected in the financial statements approximate to their fair values. During the period, there were no significant changes in the business or economic circumstances that affect the fair value of these assets and liabilities.

**20.2.2** The table below analyses financial instruments carried at fair value, by valuation method. The different levels have been defined as follows:

- Quoted prices (unadjusted) in active markets for identical assets or liabilities (level 1).
- Inputs other than quoted prices included within level 1 that are observable for the asset or liability, either directly (i.e. as prices) or indirectly (i.e. derived from prices) (level 2).
- Inputs for the asset or liability that are not based on observable market data (i.e. unobservable inputs) (level 3).

The following table presents the Company's assets and liabilities that are measured at fair value at September 30, 2024:

	Level 1	Level 2	Level 3	Total
<b>Assets</b>	<b>Rupees in '000</b>			
Short-term investments	48,987	-	-	48,987

The following table presents the Company's assets and liabilities that are measured at fair value at December 31, 2023:

	Level 1	Level 2	Level 3	Total
<b>Assets</b>	<b>Rupees in '000</b>			
Short-term investments	40,986	-	-	40,986

During the period, there were no significant changes in the business or economic circumstances that affect the fair value of the Company's financial assets and financial liabilities. Furthermore, there were no reclassifications of financial assets and there were no changes in valuation techniques during the period.

**Note 21****Segment Information**

As per IFRS 8, "Operating Segments", operating segments are reported in a manner consistent with the internal reporting used by the chief operating decision maker. The Chief Executive Officer (CEO) of the Company has been identified as the chief operating decision maker, who is responsible for allocating resources and assessing performance of the operating segments.

The CEO is responsible for the Company's entire product portfolio and considers business as a single operating segment. The Company's assets allocation decisions are based on a single integrated investment strategy and the Company's performance is evaluated on an overall basis.

The internal reporting provided to the CEO for the Company's assets, liabilities and performance is prepared on a consistent basis with the measurement and recognition principles of approved accounting and reporting standards as applicable in Pakistan.

The Company is domiciled in Pakistan. All of the Company's assets are located in Pakistan as at the reporting date.

**Note 22****Date of Authorization for Issue**

These condensed interim financial statements (un-audited) were approved and authorized for issue on 29, October 2024 by the Board of Directors of the Company.

**Note 23****Corresponding Figures**

Corresponding figures have been re-arranged / reclassified, wherever necessary, to reflect more appropriate presentation of events and transactions for the purpose of comparison.

**Chief Executive Officer****Director****Chief Financial Officer**



**CONDENSED INTERIM  
CONSOLIDATED FINANCIAL INFORMATION  
(UN-AUDITED)**

**QUARTERLY REPORT 2024**





## CONDENSED INTERIM CONSOLIDATED STATEMENT OF FINANCIAL POSITION AS AT SEPTEMBER 30, 2024

	September 30, 2024	December 31, 2023
	(Un-Audited)	(Audited)
Note	------(Rupees in '000)-----	
<b>SHARE CAPITAL AND RESERVES</b>		
Authorized share capital	29,000,000	29,000,000
Ordinary share capital	5 14,124,134	14,124,134
Preference share capital	6 890,665	890,665
Dividend on preference shares	7 320,329	320,329
Capital reserves	152,398	144,397
Accumulated loss	(18,542,959)	(17,551,856)
Surplus on revaluation of fixed assets	1,563,630	1,666,966
	(1,491,803)	(405,365)
<b>NON-CURRENT LIABILITIES</b>		
Term finance certificates	8 434,025	598,593
Long term financing	9 406,274	375,563
Sponsor's loan	10 2,488,760	2,478,060
License fee payable	45,513	45,513
Post employment benefits	238,131	204,432
Lease liabilities	11 179,913	194,739
	3,792,616	3,896,900
<b>CURRENT LIABILITIES</b>		
Trade and other payables	7,408,495	7,337,421
Accrued mark up	1,495,637	1,083,295
Current and overdue portion of non-current liabilities	1,620,007	1,465,483
Short term borrowings	12 111,705	108,513
Unclaimed dividend	1,807	1,807
Provision for taxation - net	315,109	298,376
	10,952,760	10,294,895
<b>Contingencies and Commitments</b>		
	13 -	-
<b>TOTAL EQUITY AND LIABILITIES</b>		
	13,253,573	13,786,430
<b>NON-CURRENT ASSETS</b>		
Property, plant and equipment	14 4,747,531	4,995,906
Right of use assets	15 2,975,405	3,155,830
Intangible assets	90,075	257,410
Investment properties	52,610	52,610
Deferred taxation	16 2,371,062	2,369,178
Long term deposits	9,090	9,513
	10,245,773	10,840,447
<b>CURRENT ASSETS</b>		
Stores and spares	27,945	31,800
Stock-in-trade	210,858	210,858
Trade debts	1,125,730	1,140,259
Loans and advances	577,659	548,617
Deposits and prepayments	746,136	667,845
Short term investments	48,987	40,986
Other receivables	169,051	147,339
Cash and bank balances	101,434	158,279
	3,007,800	2,945,983
<b>TOTAL ASSETS</b>		
	13,253,573	13,786,430

The annexed notes from 1 to 22 form an integral part of these financial statements.

  
Chief Executive Officer

  
Director

  
Chief Financial Officer

**CONDENSED INTERIM CONSOLIDATED STATEMENT OF PROFIT OR LOSS (UN-AUDITED)  
FOR THE QUARTER AND NINE MONTHS ENDED SEPTEMBER 30, 2024**

	Nine Months ended Sep 30		Quarter ended Sep 30	
	2024	2023	2024	2023
	----- (Rupees in '000) -----			
Revenue	3,673,316	2,076,522	1,384,337	751,374
Direct costs excluding depreciation and amortization	(3,409,212)	(1,954,865)	(1,276,439)	(727,199)
Operating costs	(347,141)	(356,502)	(121,531)	(109,444)
Other Income - Net	166,567	(161,606)	51,700	11,163
<b>Profit / (Loss) before Interest, Taxation, Depreciation and Amortization</b>	<b>83,530</b>	<b>(396,451)</b>	<b>38,067</b>	<b>(74,106)</b>
Depreciation and amortization	(621,807)	(712,670)	(206,587)	(184,135)
Finance cost	(513,571)	(451,876)	(162,352)	(153,755)
<b>Loss before Taxation</b>	<b>(1,051,848)</b>	<b>(1,560,997)</b>	<b>(330,872)</b>	<b>(411,996)</b>
Taxation	(42,591)	(21,685)	(15,861)	(9,831)
<b>Net Loss for the period</b>	<b>(1,094,439)</b>	<b>(1,582,682)</b>	<b>(346,733)</b>	<b>(421,827)</b>
<b>Loss per Share - basic (Rupees)</b>	<b>(0.22)</b>	<b>(0.50)</b>	<b>(0.07)</b>	<b>(0.13)</b>
<b>Loss per Share - diluted (Rupees)</b>	<b>(0.22)</b>	<b>(0.50)</b>	<b>(0.07)</b>	<b>(0.13)</b>

The annexed notes from 1 to 22 form an integral part of these financial statements.

Chief Executive Officer

Director

Chief Financial Officer



**CONDENSED INTERIM CONSOLIDATED STATEMENT OF  
COMPREHENSIVE INCOME (UN-AUDITED)  
FOR THE QUARTER AND NINE MONTHS ENDED SEPTEMBER 30, 2024**

	Nine months ended Sep 30		Quarter ended Sep 30	
	2024	2023	2024	2023
	Un-Audited	Un-Audited	Un-Audited	Un-Audited
	----- (Rupees in '000) -----			
Net loss for the period	(1,094,439)	(1,582,682)	(346,733)	(421,827)
<b>Other comprehensive income:</b>				
<i>Items that will not be reclassified to profit or loss:</i>				
- Changes in fair value of financial assets through other comprehensive income - net of tax	8,001	(8,628)	4,943	(6,209)
<i>Item that may be subsequently reclassified to profit or loss:</i>	-	-	-	-
<b>Other Comprehensive Income / (Loss) - net of tax</b>	<b>8,001</b>	<b>(8,628)</b>	<b>4,943</b>	<b>(6,209)</b>
<b>Total Comprehensive loss for the period - net of tax</b>	<b>(1,086,438)</b>	<b>(1,591,310)</b>	<b>(341,790)</b>	<b>(428,036)</b>

The annexed notes from 1 to 22 form an integral part of these financial statements.

  
Chief Executive Officer

  
Director

  
Chief Financial Officer



**CONDENSED INTERIM CONSOLIDATED STATEMENT OF CHANGES IN EQUITY (UN-AUDITED)  
FOR THE NINE MONTHS ENDED SEPTEMBER 30, 2024**

Particulars	Ordinary Share Capital	Preference Share Capital	Dividend on Preference Shares	Capital Reserves			Revenue Reserve (Accumulated Loss)	Surplus on Revaluation of Fixed Assets	Total
				Fair Value Reserve	Exchange Translation Reserve	Total Capital Reserves			
<b>Balance as at December 31, 2022</b>	13,136,257	1,185,479	425,652	(20,517)	257,414	236,897	(15,189,738)	1,804,747	1,599,294
Net loss for the Period	-	-	-	-	-	-	(1,582,682)	-	(1,582,682)
Other comprehensive income for the Period - net of tax	-	-	-	(8,628)	-	(8,628)	-	-	(8,628)
Total comprehensive loss for the Period - net of tax	-	-	-	(8,628)	-	(8,628)	(1,582,682)	-	(1,591,310)
Incremental depreciation / amortization for the Period on surplus	-	-	-	-	-	-	137,781	(137,781)	-
Exchange translation	-	-	110,922	-	301,672	301,672	(412,594)	-	-
Conversion of preference shares and dividend thereon	12,489,859	(294,814)	(220,857)	(201,873)	(201,873)	(201,873)	-	-	11,776,315
Discount on issuance of ordinary shares	(11,776,315)	-	-	-	-	-	-	-	(11,776,315)
Total transactions with owners, recognized directly in equity	717,544	(294,814)	(220,857)	(201,873)	(201,873)	(201,873)	-	-	-
<b>Balance as at September 30, 2023</b>	<b>13,853,801</b>	<b>890,665</b>	<b>315,717</b>	<b>(29,145)</b>	<b>357,213</b>	<b>325,068</b>	<b>(17,047,233)</b>	<b>1,666,966</b>	<b>7,983</b>
<b>Balance as at December 31, 2023</b>	<b>14,124,134</b>	<b>890,665</b>	<b>320,329</b>	<b>(16,827)</b>	<b>161,224</b>	<b>144,397</b>	<b>(17,551,856)</b>	<b>1,666,966</b>	<b>(405,365)</b>
Net loss for the Period	-	-	-	-	-	-	(1,094,439)	-	(1,094,439)
Other comprehensive income for the Period - net of tax	-	-	-	8,001	-	8,001	-	-	8,001
Total comprehensive loss for the Period - net of tax	-	-	-	8,001	-	8,001	(1,094,439)	-	(1,086,438)
Incremental depreciation / amortization for the Period on surplus on revaluation of fixed assets	-	-	-	-	-	-	103,336	(103,336)	-
<b>Balance as at September 30, 2024</b>	<b>14,124,134</b>	<b>890,665</b>	<b>320,329</b>	<b>(8,826)</b>	<b>161,224</b>	<b>152,398</b>	<b>(18,542,959)</b>	<b>1,563,630</b>	<b>(1,491,803)</b>

The annexed notes from 1 to 22 form an integral part of these financial statements.

**Chief Executive Officer**

**Director**

**Chief Financial Officer**



**CONDENSED INTERIM CONSOLIDATED STATEMENT OF CASH FLOWS  
(UN-AUDITED)  
FOR THE NINE MONTHS ENDED SEPTEMBER 30, 2024**

	Nine month ended September 30,	
	2024	2023
	----- (Rupees in '000) -----	
<b>CASH FLOWS FROM OPERATING ACTIVITIES</b>		
Cash (used in) / generated from operations	17 (42,282)	191,357
<i>Increase / (Decrease) in non-current liabilities:</i>		
- Long term deposit	-	(100,915)
<i>Decrease / (Increase) in non-current assets:</i>		
- Long term deposits	423	(20)
	<u>(41,859)</u>	<u>90,422</u>
Post employment benefits paid	(5,329)	(2,798)
Finance cost paid	(6,322)	(10,887)
Income tax paid	<u>(25,858)</u>	<u>(16,236)</u>
<b>Net cash (used in) / generated from Operating Activities</b>	<b>(79,368)</b>	<b>60,501</b>
<b>CASH FLOWS FROM INVESTING ACTIVITIES</b>		
Purchase of property, plant and equipment	(25,764)	(18,986)
Dividend income	1,058	-
Short term investments	-	19
Income on deposit and savings accounts	<u>93,282</u>	<u>80,709</u>
<b>Net cash generated from Investing Activities</b>	<b>68,576</b>	<b>61,742</b>
<b>CASH FLOWS FROM FINANCING ACTIVITIES</b>		
Repayment of long term financing	9 (49,281)	(48,684)
Sponsor's loan	10 27,647	109,462
Short term borrowings - net	12 4,883	1,862
Repayment of lease liability	11 (29,302)	(26,209)
<b>Net Cash (used in) / generated from Financing Activities</b>	<b>(46,053)</b>	<b>36,431</b>
<b>Net (decrease) / Increase in Cash and Cash Equivalents</b>	<b>(56,845)</b>	<b>158,674</b>
Cash and cash equivalents at the beginning of the Period	158,279	9,456
<b>Cash and Cash Equivalents at the End of the Period</b>	<b><u>101,434</u></b>	<b><u>168,130</u></b>

The annexed notes from 1 to 22 form an integral part of these financial statements.

  
Chief Executive Officer

  
Director

  
Chief Financial Officer



## NOTES TO AND FORMING PART OF THE CONDENSED INTERIM CONSOLIDATED FINANCIAL STATEMENTS (UN-AUDITED) FOR THE NINE MONTHS ENDED SEPTEMBER 30, 2024

### Note 1

#### THE GROUP AND ITS OPERATIONS

- 1.1 Worldcall Telecom Limited ("the group") is a public limited group incorporated in Pakistan on March 15, 2001 under the repealed Companies Ordinance, 1984 (now the Companies Act, 2017). Its shares are quoted on Pakistan Stock Exchange. The group commenced its operations on December 01, 2004 and is engaged in providing Wireless Local Loop ("WLL") and Long Distance & International ("LDI") services in Pakistan; re-broadcasting international/national satellite/terrestrial wireless and cable television and radio signals; interactive communication and to establish, maintain and operate the licensed telephony services. The group is domiciled in Pakistan and its registered office cum principal place of business is situated at Plot # 112-113, Block S, Quaid e Azam Industrial Estate Kot Lakhpat Lahore.

Worldcall Services (Pvt.) Limited is the Parent company. Global Tech Corporation (GTC) owned 100% shares of both M/s Worldcall Services (pvt.) Ltd. & Ferret Consulting FZC and after the consummation of the contemplated transaction GTC has become the ultimate holding company. The ultimate beneficial ownership remains unchanged. GTC is registered in USA and its principal office is situated at 3550 Barron Way Suite 13a. Reno. NV 89511.

### Note 2

#### BASIS OF PREPARATION

- 2.1 These condensed interim consolidated financial statements have been prepared in accordance with the accounting and reporting standards as applicable in Pakistan for interim financial reporting. The accounting and reporting standards as applicable in Pakistan for interim financial reporting comprise of:
- International Accounting Standard (IAS) 34, Interim Financial Reporting, issued by the International Accounting Standards Board (IASB) as notified under the Companies Act, 2017; and
  - Provisions of and directives issued under the Companies Act, 2017.
- Where the provisions of and directives issued under the Companies Act, 2017 differ with the requirements of IAS 34, the provisions of and directives issued under the Companies Act, 2017 have been followed.
- 2.2 These condensed interim consolidated financial statements are unaudited.
- 2.3 These condensed interim consolidated financial statements (un-audited) do not include all of the information required for annual financial statements and should be read in conjunction with the annual financial statements for the year ended December 31, 2023. Selected explanatory notes are included to explain events and transactions that are significant to understanding of the changes in the group's financial statements since the last financial statements.
- 2.4 These condensed interim financial statements (un-audited) should be read in conjunction with annual audited financial statements for the year ended December 31, 2023. Comparative statement of financial position is extracted from annual audited financial statements for the year ended December 31, 2023 whereas comparative statement of profit or loss, comparative statement of comprehensive income, comparative statement of changes in equity and comparative statement of cash flows are extracted from unaudited condensed interim financial statements for the nine months ended September 30, 2023.
- 2.5 These condensed interim (un-audited) financial statements are presented in Pak Rupees, which is the group's functional and presentational currency. All the figures have been rounded off to the nearest thousand of rupees, unless otherwise stated.



## 2.6 Going concern assumption

- 2.6.1 The group has incurred a loss after taxation of Rs. 1094.439 million during the period ended September 30, 2024 (September 30, 2023: Rs. 1,583 million). As at September 30, 2024, the accumulated loss of the group stands at Rs. 18,542.959 million (December 31, 2023: Rs. 17,551.856 million) and its current liabilities exceed its current assets by Rs. 7,944.960 million (December 31, 2023: Rs. 7,348.912 million). These conditions, along with the other factors like stagnant real revenue growth and contingencies and commitments as mentioned in note 13, indicate the existence of material uncertainties that cast significant doubt about the group's ability to continue as a going concern and therefore, it may be unable to realize its assets and discharge its liabilities in the normal course of business.

The group's management has carried out an assessment of going concern status of the group and believes that preparation of these financial statements on going concern assumption is appropriate. The management has placed reliance on the following factors:

### 2.6.2 Net Liabilities Position - Risk Mitigation

As mentioned above, there is a net current liability position of approximately Rs. 7.945 billion as on the reporting date, which has the following major components:

Description	Note	Rs in million
Short term Borrowings	2.6.2.1	112
Pakistan Telecommunication Authority (PTA)	2.6.2.2	2,365
Claims of parties challenged	2.6.2.3	556
Continuing business partners	2.6.2.4	71
Contract liabilities	2.6.2.5	892
Provision for taxation	2.6.2.6	315
		<u>4,311</u>

The management believes that certain balances included in the above amounts do not represent immediately payable liabilities as detailed below:

- 2.6.2.1 This represents funds obtained from related parties to the tune of Rs. 112 Million.
- 2.6.2.2 Liabilities towards PTA as incorporated in these financial statements stand at approximately Rs. 2.365 billion which are not immediately payable owing to non-fulfillment of certain conditions relating to the demand of such amounts. These conditions relate to the industry circumstances and Court Orders.
- 2.6.2.3 This amount represents the amounts owed to certain parties whose claims have been challenged by the group in various judicial forums for the breach and non-performance of their contractual obligations. Based on the merits of group's position, the management believes that such amounts may not be immediately payable under the circumstances.
- 2.6.2.4 The amount payable to creditors amounting Rs. 71 million represents routine trade credits extended by regular parties and these balances are of revolving nature. Thus, no immediate net cash outlay would be required.
- 2.6.2.5 Contract liabilities represents advances received from customers and this will be adjusted against future services. Based on which no cash outflow will occur.
- 2.6.2.6 The group does not anticipate cash outlays on account of Provision for Taxation, since it has sufficient brought forward losses.
- 2.7.3 **Continued Support from a Majority Shareholder**  
The group's majority shareholder, World call Services (Private) Limited (WSL) has given assurance to provide continued cash flow support to the group through its letter to the group's Board of Directors.

## Note 3

### SIGNIFICANT ACCOUNTING POLICIES

- 3.1 The group's accounting and financial risk management policies and methods of computation adopted in the preparation of these condensed interim (un-audited) financial statements are the same as those applied in the preparation of preceding annual financial statements of the group for the year ended December 31, 2023.

**Note 4****SIGNIFICANT ACCOUNTING JUDGEMENTS AND ESTIMATES**

The preparation of these financial statements in conformity with approved accounting and reporting standards requires management to make judgements, estimates and assumptions that affect the application of accounting policies and reported amounts of assets, liabilities, income and expense. The estimates, associated assumptions and judgments are based on historical experience and various other factors that are believed to be reasonable under the circumstances, the result of which forms the basis of making the judgement about carrying value of assets and liabilities that are not readily apparent from other sources. Actual results may differ from these estimates. In preparing these financial statements, the significant judgements made by the management in applying accounting policies and the key source of estimation were the same as those that were applied to the financial statements for the year ended December 31, 2023.

**Note 5****Ordinary Share Capital**

September 30,		December 31,		September 30,		December 31,	
2024		2023		2024		2023	
Un-audited		Audited		Un-audited		Audited	
No. of Shares				No. of Shares		(Rupees in '000)	
344,000,000	344,000,000	Ordinary shares of Rs. 10 each fully paid in cash		3,440,000	3,440,000		
309,965,789	309,965,789	Ordinary shares of Rs. 10 each issued in accordance with the scheme of merger		3,099,658	3,099,658		
98,094,868	98,094,868	Ordinary shares of Rs. 10 each issued as fully paid bonus shares		980,949	980,949		
108,510,856	108,510,856	Ordinary shares of Rs. 10 each issued against convertible loan		1,085,109	1,085,109		
4,121,717,673	4,121,717,673	Ordinary shares of Rs. 10 each issued against convertible preference shares	5.1	41,217,173	41,217,173		
		Less: Discount on issue of shares	5.6	49,822,889	49,822,889	(35,698,755)	(35,698,755)
<b>4,982,289,186</b>	<b>4,982,289,186</b>			<b>14,124,134</b>	<b>14,124,134</b>		

- 5.1 During the period, nil (2023: 29,000) convertible preference shares and accumulated preference dividend thereon amounting to Rs. nil (2023: Rs. 105.323 million) were converted into ordinary shares in accordance with the agreed terms.
- 5.2 The terms of agreement between the group and certain lenders impose certain restrictions on distribution of dividends by the group.
- 5.3 Worldcall Services (Private) Limited, parent of the group, holds 854,914,152 shares (2023: 854,914,152 shares) in the group. Out of these shares, 46.7 million shares are pledged to secure TFC liability which will be released with quarterly scheduled principal repayments proportionately. Refer to note 8.
- 5.4 Ferret Consulting F.Z.C., an associate of the group, holds 264,360,500 shares (2023: 325,460,500 shares) representing 5.31% (2023: 6.53%) shareholding in the group.
- 5.5 Globaltech World (Private) Limited, parent of the group, holds 7,923,889 shares (2023: 287,923,889) in the group.
- 5.6 Reconciliation of discount on issue of shares is as follows:

	September 30,	December 31,
	2024	2023
	Un-audited	Audited
	(Rupees in '000)	
Opening balance	35,698,755	24,192,778
Add: Discount on issuance of ordinary shares during the period	-	11,505,977
Closing balance	<b>35,698,755</b>	<b>35,698,755</b>

- 5.7 Reconciliation of ordinary share capital is as follows:

	September 30,	December 31,
	2024	2023
	Un-audited	Audited
Opening balance	49,822,889	37,329,035
Add: Shares issued during the year	-	12,493,854
Closing balance	<b>49,822,889</b>	<b>49,822,889</b>



- 5.8 All ordinary shares rank equally with regard to residual assets of the group. Ordinary shareholders are entitled to receive all distributions including dividends and other entitlements in the form of bonus and right shares as and when declared by the group. Voting and other rights are in proportion to the shareholding.
- 5.9 Shareholders of the group resolved in annual general meeting held on April 30, 2019 that the authorized capital of the group be increased from Rs. 21 billion to Rs. 29 billion divided into 2.9 billion ordinary shares of Rs. 10 each which may be utilized to issue ordinary shares of Rs. 10 each and / or preference shares of Rs. 10 each of the group as the Board of Directors of the group may decide from time to time in accordance with the Companies Act, 2017. Regulatory requirements as to the alteration of Memorandum and Articles of Association and legal formalities have yet to be fulfilled.
- 5.10 During the previous years, due to conversion of preference shares the issued, subscribed and paid up share capital exceeds the authorized capital of the group, for which regulatory filing with SECP and legal formalities are required to be fulfilled and the management is committed to complete the same at earliest.

Note 6 Preference Share Capital		September 30,	December 31,	September 30,	December 31,
		2024	2023	2024	2023
		Un-audited	Audited	Un-audited	Audited
Note		-----No. of Shares-----		----- (Rupees in '000)-----	
Opening balance		88,200	117,200	890,665	1,185,479
Less: Preference shares converted into ordinary shares during the year	6.3	-	(29,000)	-	(294,814)
		<b>88,200</b>	<b>88,200</b>	<b>890,665</b>	<b>890,665</b>

- 6.1 These preference shares are US Dollars denominated, non-voting, cumulative and convertible preference shares ("CPS", or "preference shares") having a face value of USD 100 each.
- 6.2 The conversion option is exercisable by the holder at any time after 1st anniversary of the issue. Initially, CPS were to be mandatorily converted to ordinary shares upon culmination of 5th anniversary, later mandatory conversion date was extended till December 31, 2024. CPS shall be converted at the conversion ratio defined in the agreement at 10% discount on share price after first anniversary and thereby increased by 10% additional discount for each completed year of anniversary.
- 6.3 In accordance with the terms detailed in Note 6.2 above, certain preference shareholders have exercised conversion option. Thus, their CPS and accrued preference dividend thereon have been converted into ordinary shares as reflected in Note 5.1 and Note 7.2.
- 6.4 CPS holders were entitled to non-cash dividend calculated @ 5.9% per annum on each of the preference shares or the dividend declared by WTL for ordinary shareholders, whichever is higher till 5th anniversary.
- 6.5 Ferret Consulting F.Z.C., an associate of the group, holds 88,200 preference shares (2023: 88,200) in the group.
- 6.6 The preference shareholders in an Extraordinary General Meeting held on January 4, 2019 and ordinary shareholders in annual general meeting held on April 30, 2019 have given their assent for the conversion of preference shares at nominal value of Rs. 10 each and for amendments in the Memorandum and Articles of Association of the group. Resultantly, preference shares along with dividend accrued thereon shall be converted on any date from the mandatory conversion date, at par value of Rs. 10 each. However, the shares for which notices have been received before mandatory conversion date would be converted on the terms prevalent on the date of notice. During the year ended December 31, 2023, preference shares have been converted into ordinary shares at the discounted price of Rs. 0.9115 and Rs. 0.7089 per share as the notice for conversion of such shares was received before the mandatory conversion rate.

Note 7 Dividend on Preference Shares		September 30,	December 31,
		2024	2023
		Un-audited	Audited
Note		----- (Rupees in '000)-----	
Dividends on preference shares	7.1	<b>320,329</b>	<b>320,329</b>

- 7.1 This represents accumulated dividend on preference shares which is not payable in cash rather it will be converted into ordinary shares as and when the preference shares are converted into ordinary shares.
- 7.2 During the period, cumulative preference dividend amounting to Rs. nil (2023: Rs. 105.323 million) was converted into ordinary shares as a result of conversion option exercised by certain preference shareholders in accordance with the terms and conditions given in note 6.3 above.


**Note 8**
**Term Finance Certificates**

		September 30, 2024	December 31 2023
		Un-audited	Audited
		(Rupees in '000)	
	Note		
Opening balance		1,187,853	1,187,853
Less: Payments made during the year		-	-
		1,187,853	1,187,853
Less: Current and overdue portion		(900,741)	(780,745)
		287,112	407,108
Add: Deferred markup	8.1	146,913	191,485
		<b>434,025</b>	<b>598,593</b>

Term finance certificates (TFCs) have a face value of Rs. 5,000 per certificate. These TFCs carry mark up at the rate of six months average KIBOR plus 1.0% per annum (2023: six month average KIBOR plus 1.0% per annum), payable quarterly. The mark up rate charged during the period on the outstanding balance ranged from 22.45% to 24.08% (2023: 17.10% to 24.08%) per annum.

IGI Holding Limited (previously IGI Investment Bank Limited) is the Trustee (herein referred to as the Trustee) under the Trust Deed.

The liability of these TFCs has been rescheduled in December 2012 and then on April 03, 2015. During the year 2018, third rescheduling of these TFCs was successfully executed through signing of the Third Supplemental Trust Deed between the Trustees and the group.

In accordance with the 3rd Supplemental Trust Deed executed during the year 2018, the outstanding principal is repayable by way of quarterly staggered installments with downward revision in markup of 0.60% i.e. revised markup of six months average KIBOR + 1%. The outstanding markup payable as at the date of restructuring and up to December 20, 2018 is agreed to be deferred and shall be paid from March 20, 2021 in quarterly installments. 50% of the markup accrued for the period between December 20, 2018 to December 20, 2020 shall be paid on regular quarterly basis commencing from March 20, 2019 and the remaining 50% shall be deferred and paid from March 20, 2021. Markup deferred has been measured at present value. Under the revised term sheet, these TFCs are due to mature on September 20, 2026.

The other main terms included appointment of one representative as a nominee director nominated by the Trustee which has been complied with. Further, 175 million sponsor's shares are pledged for investors which will be released with quarterly scheduled principal repayments proportionately starting from June 2019.

The group has not paid due quarterly installments of June 2019 to Sep 2024 amounting Rs. 725.74 million against principal and Rs. 1,010.65 million against accrued mark up. In case of failure to make due payments by the group, Trustee can instruct the security agent to enforce the letter of pledge and sell the quantum of the pledged shares to generate the amount required for the settlement of the outstanding redemption amount.

Due to non-payment of due instalments, Trustee enforced the letter of pledge in 2021 and called 128.2 million shares from sponsors account out of which 50.38 million shares (2021: 13.6 million shares) were sold for the amount of Rs. 113.63 million (2021: Rs. 45.9 million) out of which 71.29 million settled against principal and 42.33 million against accrued mark up (2021: Rs. 27.9 million settled against principal and Rs. 17.9 million against accrued mark-up).

These TFCs are secured against first pari passu charge over the group's present and future fixed assets including equipment, plant and machinery, fixtures excluding land and building with 25% margin in addition to all rights, benefits, claims and interests procured by the group under:

- a) LDI and WLL license issued by PTA to the group; and
- b) Assigned frequency spectrum as per deed of assignment.

		September 30, 2024	December 31 2023
		Un-audited	Audited
		(Rupees in '000)	
	Note		
<b>8.1</b>	<b>Deferred markup</b>		
	Deferred markup	686,239	686,239
	Adjustment due to impact of IFRS 9	(29,109)	(42,259)
		657,130	643,980
	Payment/Adjustment	-	-
	Less: Current and overdue portion	(510,217)	(452,495)
		<b>146,913</b>	<b>191,485</b>



		September 30, 2024	December 31 2023	
		Un-audited	Audited	
		------(Rupees in '000)-----		
<b>8.1.1</b>	Reconciliation of deferred markup is as follows:			
	Opening balance	686,239	686,239	
	Add: Markup deferred during the period/year	-	-	
	Payment/Adjustment	-	-	
		<b>686,239</b>	<b>686,239</b>	
<b>8.1.2</b>	Reconciliation is as follows:			
	Opening balance	42,259	75,088	
	Add: Discounting impact of deferred markup	-	-	
		<b>42,259</b>	<b>75,088</b>	
	Less: Unwinding impact of discounted deferred markup	<b>(13,150)</b>	<b>(32,829)</b>	
		<b>29,109</b>	<b>42,259</b>	
<b>Note 9</b>				
<b>Long Term Financing</b>				
<b>From Banking Companies (secured)</b>				
	Allied Bank Limited	9.1	37,188	31,080
	Bank Islami Pakistan Limited	9.2	68,089	70,905
	Askari Bank Limited	9.3	293,093	260,108
	Standard Chartered Bank Limited	9.4	7,904	13,470
			<b>406,274</b>	<b>375,563</b>
<b>9.1</b>	<b>Allied Bank Limited</b>			
	Opening balance		32,217	58,314
	Repayments		(10,057)	(26,097)
			<b>22,160</b>	<b>32,217</b>
	Less: Current and overdue portion		<b>(22,160)</b>	<b>(32,217)</b>
			-	-
	Add: Deferred markup	9.1.1	40,053	35,856
	Less: Discounting of deferred markup	9.1.2	(2,865)	(4,776)
			<b>37,188</b>	<b>31,080</b>
			<b>37,188</b>	<b>31,080</b>
<b>9.1.1</b>	Reconciliation of deferred markup is as follows:			
	Opening balance		52,073	42,001
	Add: Markup deferred during the year		4,197	10,072
			<b>56,270</b>	<b>52,073</b>
	Less: Current and overdue portion		<b>(16,217)</b>	<b>(16,217)</b>
			<b>40,053</b>	<b>35,856</b>
<b>9.1.2</b>	Reconciliation is as follows:			
	Opening balance		4,776	4,170
	Add: Discounting impact of deferred markup		156	922
			<b>4,932</b>	<b>5,092</b>
	Less: Unwinding impact of discounted deferred markup		<b>(2,067)</b>	<b>(316)</b>
			<b>2,865</b>	<b>4,776</b>

This represents balance transferred as a result of restructuring of short term running finance (RF) facility to Term Loan Facility and subsequently amended on 8th October 2020 and 30th September 2021. Principal will be repaid in 37 stepped up monthly installments starting from August 2021 till August 2024. Markup will be accrued and will be serviced in 12 equal monthly installments, starting from September 2024. Effective markup rate applicable will be 3 Month KIBOR + 85 bps. The mark up is charged during the period on the outstanding balance at 22.31% to 22.84% (2023: 17.85% to 23.76%) per annum. The facility is secured against 1st joint pari passu charge on present and future current and fixed assets excluding building of the group for Rs. 534 million and right to set off on collection account. As of reporting date little over 06 monthly installments are pending. The group is in negotiations with Bank for settling its liability in full.



	Note	September 30,	December 31
		2024	2023
		Un-audited	Audited
------(Rupees in '000)-----			
<b>9.2 Bank Islami Pakistan Limited</b>			
Opening balance		39,182	53,808
Repayments		(6,423)	(14,626)
		32,759	39,182
Less: Current and overdue portion		(20,855)	(18,274)
		11,904	20,908
Add: Deferred markup	9.2.1	67,025	62,572
Less: Discounting of deferred markup	9.2.2	(10,840)	(12,575)
		56,185	49,997
		68,089	70,905
<b>9.2.1 Reconciliation of deferred markup is as follows:</b>			
Opening balance		62,572	54,659
Add: Deferred markup during the year		4,453	7,913
		67,025	62,572
<b>9.2.2 Reconciliation is as follows:</b>			
Opening balance		12,575	8,878
Add: Discounting impact of deferred markup		501	1,555
		13,076	10,433
Less: Unwinding impact of discounted deferred markup		(2,236)	2,142
		10,840	12,575

This represents balance transferred as a result of restructuring of short term running finance (RF) facility to Term Loan Facility as on 12th Feb 2021. Principal repayable in 29 installments started from Feb 2022 till May 2026. Markup to be accrued and will be serviced in 24 monthly installments, starting from June 01, 2024. Effective markup rate applicable will be 6 Month KIBOR (Floor 7.5% and capping 17%). The mark up charged during the period on the outstanding balance at 17% (2023: 15.87% to 17%). The facility is secured against 1st joint pair passu charge on present and future current and fixed assets excluding land & building & licences/receivable of LDI & WLL of the group for Rs. 880 million with 25% margin, pledge of various listed securities of the group having carrying value Rs. 39.189 Million and along with Mortgage over the group's Offices at Ali Tower MM Alam Road Lahore and at The Plaza Shopping Mall Kehkashan Karachi.

'Subsequently in June 2023 Bank approved group's restructuring request as a result of which overall repayment tenure was extended by 01 year and 06 months i.e. principal repayment will end in November 2025 instead of May 2024 and Markup repayment will end in November 2027 instead of May 2026. As of reporting date 05 monthly installments are pending. The group is in negotiations with Bank for settling its liability in full.

Last year, period for repayment of principal and deferred markup was extended and according to revised terms both will be repaid till 1st Nov 2027.

	Note	September 30,	December 31
		2024	2023
		Un-audited	Audited
------(Rupees in '000)-----			
<b>9.3 Askari Bank Limited</b>			
Opening balance		256,547	288,547
Repayments		(24,500)	(32,000)
		232,047	256,547
Less: Current and overdue portion		(65,500)	(86,500)
		166,547	170,047
Add: Deferred markup	9.3.1	146,330	110,560
Less: Discounting of deferred markup	9.3.2	(19,784)	(20,499)
		126,546	90,061
		293,093	260,108
<b>9.3.1 Reconciliation of deferred markup is as follows:</b>			
Opening balance		116,569	64,596
Add: Deferred markup during the period/year		35,770	51,973
		152,339	116,569
Less: Current and overdue portion		(6,009)	(6,009)
		146,330	110,560
<b>9.3.2 Reconciliation is as follows:</b>			
Opening balance		20,499	14,998
Add: Discounting impact of deferred markup		3,486	9,140
		23,985	24,138
Less: Unwinding impact of discounted deferred markup		(4,201)	(3,639)
		19,784	20,499



This represents balance transferred as a result of settlement agreement from short term running finance (RF) facility to Term Loan Facility as on November 02, 2022. Principal will be repaid in 48 installments starting from Nov 2022 till Oct 2026. Markup outstanding after effective discounts / waivers as per settlement agreement and markup to be accrued will be serviced in 36 monthly installments, starting from November 2024. Effective markup rate applicable will be 1MK - 2% (Floor 10%). The mark up charged during the period on the outstanding balance ranged from 20.1% to 20.34% (2023: 14.4% to 21.14%). The facility is secured against 1st joint pair passu charge on present and future current and fixed assets (excluding land & building & licences) of the group with Margin 25%, collection account with AKBL for routing of LDI receivables alongwith additional mortgage on Properties situated in Sindh.

Subsequently in April 2024 Bank approved group's request for restructuring of installments as a result of which total repayment tenure of the facility remains unchanged. Principal settlement tenure extended by 01 Year till Oct 2027. Further, Mark will be paid in last 2 years (24 installments) starting from Nov 2025 and ending in Oct 2027.

The group used post tax weighted average borrowing rate for amortization of deferred markups.

		September 30, 2024	December 31 2023
		Un-audited	Audited
		------(Rupees in '000)-----	
<b>9.4</b>	<b>Standard Chartered Bank Limited</b>		
	Note		
	Opening balance	25,864	-
	Transfer from running finance	-	32,064
	Repayments	<u>(8,301)</u>	<u>(6,200)</u>
		17,563	25,864
	Less: Current and overdue portion	<u>(11,899)</u>	<u>(17,300)</u>
		5,664	8,564
	Add: Deferred markup	3,209	5,644
	Less: Discounting of deferred markup	<u>(969)</u>	<u>(738)</u>
		2,240	4,906
		<u>7,904</u>	<u>13,470</u>
<b>9.4.1</b>	Reconciliation of deferred markup is as follows:		
	Opening balance	5,644	-
	Add: Deferred markup during the period/year	706	5,644
	Less: Current and overdue portion	<u>(3,141)</u>	<u>-</u>
		3,209	5,644
<b>9.4.2</b>	Reconciliation is as follows:		
	Opening balance	738	-
	Add: Discounting impact of deferred markup	505	738
		1,243	738
	Less: Unwinding impact of discounted deferred markup	<u>(274)</u>	<u>-</u>
		969	738

This represents balance transferred from short term borrowings (Note No. 12) as a result of settlement agreement from short term running finance (RF) facility to Term Loan Facility as on August 09, 2023. Principal will be repaid in stepped up 23 installments starting from Aug 2023 till June 2025. Markup outstanding after effective discounts / waivers as per settlement agreement and markup to be accrued will be serviced in 6 monthly installments, starting from Jan 2025. Effective markup rate applicable will be at Cost of Funds (subject to change on yearly basis as advised by state bank of Pakistan). The mark up is charged during the period on the outstanding balance @ 4.25%. The facility is secured against 1st joint pari passu charge on present and future current and fixed assets (excluding land & building & licences) of the group for Rs. 320 million.

**Note 10**

**Sponsor's Loan**

		September 30, 2024	December 31 2023
		Un-audited	Audited
		------(Rupees in '000)-----	
<b>Sponsor's Loan - unsecured</b>	<b>Note</b>		
- Interest bearing	10.1	834,150	847,200
- Non-interest bearing	10.2	<u>1,654,610</u>	<u>1,630,860</u>
		2,488,760	2,478,060
<b>10.1</b>	Opening balance	847,200	680,700
	Exchange (gain) / loss	<u>(13,050)</u>	<u>166,500</u>
		834,150	847,200

This represents USD denominated loan obtained from Worldcall Services (Private) Limited, the Parent company. It carries mark up at 12 months KIBOR plus 1%. The mark up rate charged during the period on the outstanding balance is 22.7% (2023: 18.36%) per annum. The amount is not payable before June 30, 2025.

**10.2** This represents interest free loan obtained from Worldcall Services (Private) Limited, the Parent company. The amount is not payable before June 30, 2025.

This loan has been carried at amortized cost and the relevant difference is being charged to the statement of profit or loss account.

		September 30, 2024	December 31 2023
		Un-audited	Audited
		------(Rupees in '000)-----	
Opening balance		1,848,580	1,692,907
Less: Net receipts during the year		27,647	155,673
Amount of loan		1,876,227	1,848,580
Adjustment due to impact of IFRS 9:			
Discounting		<u>(221,617)</u>	<u>(217,720)</u>
		<u>(221,617)</u>	<u>(217,720)</u>
		1,654,610	1,630,860



## Note 11

Lease Liabilities	September 30,	December 31
	2024	2023
	Un-audited	Audited
	------(Rupees in '000)-----	
Opening balance	250,465	252,776
Add: Additions during the period	-	-
Add: Interest expense	22,018	30,411
Less: Lease payments	(29,302)	(32,722)
Gross liability	243,181	250,465
Less: Current and overdue portion	(63,268)	(55,726)
Closing balance	179,913	194,739

## 11.1 Nature of leasing activities

The group's leases comprise cables and certain premises for installation of equipment and used as warehouse, guest house and office operations. Periodic rentals are usually fixed over the lease term. However, in some contracts, it is customary for lease contracts to provide escalation in lease payments after specified period of time. These neither contain any variable lease payments nor any lease incentives. The group is not committed to any lease not yet commenced at the reporting date.

Remaining lease term of existing lease contracts for which lease liability is booked ranges from 2 to 12 years.

## Note 12

Short Term Borrowings	Note	September 30,	December 31
		2024	2023
		Un-audited	Audited
		------(Rupees in '000)-----	
<b>Banking companies (secured - interest bearing):</b>			
- Running finances	12.1	-	-
<b>Related parties (unsecured - interest free):</b>			
- Ferret Consulting F.Z.C.	12.2	111,705	108,513
		111,705	108,513
12.1 Movement in running finance facilities			
Opening		-	32,064
Payment/Adjustment during the year		-	-
Transferred to long term financing	12.1.1	-	(32,064)
Closing		-	-

12.1.1 During the year 2023, the group restructured its running finance facility with Standard Chartered Bank Limited amounting to Rs 32.064 million, which is transferred to long term finance facility. For detail refer Note 9.4.

12.2 This represents interest free USD denominated loan received from M/s Ferret Consulting - F.Z.C to meet working capital requirements. The accumulated balance as at reporting date is USD 401,744 (2023: USD 384,252). In the absence of written agreement, the amount is repayable on demand.

## Note 13

## Contingencies and Commitments

## Contingencies and commitments

## Contingencies

There is no significant change in the status of contingencies from the preceding annual financial statements of the group for the year ended December 31, 2023.

	September 30,	December 31,
	2024	2023
	(Un-audited)	(Audited)
	------(Rupees in '000)-----	
Outstanding guarantees and letter of credit	299,385	303,378
Commitments	21,554	12,360



<b>Note 14</b>		<b>September 30,</b>	<b>December 31</b>
<b>Property, Plant and Equipment</b>		<b>2024</b>	<b>2023</b>
	<b>Note</b>	<b>Un-audited</b>	<b>Audited</b>
------(Rupees in '000)-----			
Operating fixed assets	14.1	<b>4,729,976</b>	4,978,255
Capital work-in-progress		<b>17,555</b>	17,650
		<b>4,747,531</b>	<b>4,995,905</b>
<b>14.1 Operating fixed assets</b>			
Opening book value		<b>4,978,255</b>	5,309,001
Additions during the period	14.1.1	<b>25,764</b>	36,567
		<b>5,004,019</b>	5,345,568
Disposals (at book value) for the period	14.1.2	-	(501)
Depreciation charged during the period		<b>(274,043)</b>	(366,812)
Closing book value		<b>4,729,976</b>	<b>4,978,255</b>
<b>14.1.1 Detail of additions</b>			
Leasehold improvements		<b>1,608</b>	9,679
Plant and equipment		<b>21,813</b>	18,998
Office equipment		<b>394</b>	1,667
Furniture and fixtures		<b>1,492</b>	2,575
Computers		<b>457</b>	3,648
		<b>25,764</b>	<b>36,567</b>
<b>14.1.2 Book values of assets disposed off</b>			
Plant and equipment		-	501
		-	<b>501</b>

**Note 15****Right of use assets**

Opening balance	<b>3,155,830</b>	3,407,381
Add: Revaluation Surplus during the year	-	-
Less: Depreciation charge for the period / year	<b>(180,425)</b>	(251,551)
<b>Closing balance</b>	<b>2,975,405</b>	<b>3,155,830</b>
Lease Term (Years)	<b>2 to 8</b>	<b>2 to 14</b>

15.1 Depreciation on right-of-use assets has been allocated to depreciation and amortization on face of the statement of profit or loss.

15.2 There are no variable lease payments in the lease contracts. There were no leases with residual value guarantees or leases not yet commenced to which the group is committed.

**Note 16****Deferred Taxation**

	<b>September 30,</b>	<b>December 31</b>
	<b>2024</b>	<b>2023</b>
	<b>(Un-audited)</b>	<b>(Audited)</b>
------(Rupees in '000)-----		
<i>Asset for deferred taxation comprising temporary differences related to:</i>		
-Unused tax losses	<b>3,371,664</b>	3,371,664
-Provision for doubtful debts	<b>911,664</b>	911,664
-Post employment benefits	<b>59,351</b>	59,286
-Provision for stores and spares & stock-in-trade	<b>1,173</b>	1,173
-Provision for doubtful advances and other receivables	<b>78,678</b>	78,678
<i>Liability for deferred taxation comprising temporary differences related to:</i>		
-Surplus on revaluation of assets	<b>(2,051,468)</b>	(2,053,287)
	<b>2,371,062</b>	<b>2,369,178</b>

Deferred tax asset on tax losses available for carry forward has been recognized to the extent that the realization of related tax benefit is probable from reversal of existing taxable temporary differences and future taxable profit. Management's assertion of future taxable profit is mainly based on income due to write back of liabilities and business plan to initiate fiber to home services with monetary support from the majority shareholder.



## Note 17

## Cash Used in Operations

Nine months ended September 30,

Note 2024 2023

------(Rupees in '000)-----

**CASH FLOWS FROM OPERATING ACTIVITIES**

Loss before taxation		(1,051,848)	(1,560,997)
Adjustment for non-cash charges and other items:			
- Depreciation on property, plant and equipment	14.1	274,043	280,704
- Amortization on intangible assets		167,339	223,382
- Amortization of right of use assets	15	180,425	208,584
- Liabilities written back on settlement with parties		-	(9,398)
- Post employment benefits		39,028	23,568
- Dividend income on short term investments		(1,058)	-
- Adjustment due to impact of IFRS 9		(4,648)	(20,124)
- Income on deposits, advances and savings accounts		(93,282)	(80,709)
- Exchange gain/(loss) on foreign currency loan		(13,050)	186,600
- Exchange (gain)/loss on foreign currency accrued markup		-	53,293
- Exchange (gain)/loss on foreign currency balances - net		(16,511)	53,229
- Imputed interest on lease liability		22,018	22,903
- Unwinding impact of liabilities under IFRS 9		21,928	37,777
- Finance cost		469,625	391,196
		<u>1,045,857</u>	<u>1,371,005</u>
<b>Operating loss before working capital changes</b>		<b>(5,991)</b>	<b>(189,992)</b>
(Increase) / decrease in current assets			
- Stores and spares		3,855	5,161
- Trade debts		(10,215)	502,100
- Loans and advances		(29,042)	(105,976)
- Deposits and prepayments		(78,291)	(61,203)
- Other receivables		(21,712)	(32,863)
Increase / (decrease) in current liabilities			
- Trade and other payables		99,114	74,130
		<u>(36,291)</u>	<u>381,349</u>
<b>Cash (used in) / generated from operations</b>		<b>(42,282)</b>	<b>191,357</b>



**Note 18**

**Transaction with Related Parties**

Related parties comprise the parent company, associated companies / undertakings, directors of the group and their close relatives and key management personnel of the group. The group in the normal course of business carries out transactions with various related parties. Amounts due from and due to related parties are shown under respective notes to these financial statements.

			September 30,	September 30,
			2024	2023
			----- (Rupees in '000) -----	
<b>Transactions during the period with local companies</b>				
Related party	Relationship	Nature of transaction		
Worldcall Services (Private) Limited	Parent company	Funds received by the group during the period	33,097	92,410
		Funds repaid by the group during the period	(5,450)	(26,196)
		Settlement with multimedia	-	43,246
		Markup on long term borrowings	214,462	148,611
		Exchange (gain)/loss on markup	(7,229)	53,293
		Exchange (gain)/loss on loan	(13,050)	186,600
Worldcall Cable (Private) Limited	Associate	Expenses borne on behalf of associate	-	-
		Interest charged during the period	274	190
Worldcall Ride Hail (Private) Limited	Associate	Expenses borne on behalf of associate	2	1
		Interest charged during the period	2	3
Key management personnel	Associated persons	Salaries and employees benefits	91,780	75,499
		Advances against expenses disbursed / (adjusted) - net	278	1,117

**Transactions during the period with foreign companies**

Related party	Relationship	Nature of transaction		
Ferret Consulting - F.Z.C	Associate	Exchange (Gain)/loss	(1,690)	23,172
		Payment/adjustment with third party	-	(2,228)
		Direct Cost - IT Service	7,965	5,775
		Expenses Charged during the period	(3,082)	-

Ferret Consulting is incorporated in United Arab Emirates. Basis for association of the group with Ferret is common directorship.

			September 30,	December 31
			2024	2023
			Un-audited	Audited
			----- (Rupees in '000) -----	
<b>Outstanding Balance as at the period/year end</b>				
Worldcall Services (Private) Limited	Sponsor's loan	Accrued markup	2,488,760	2,478,060
			634,391	427,158
Ferret Consulting - F.Z.C	Dividend on CPS	Short term borrowings	320,329	320,329
			111,705	108,513
Worldcall Ride Hail (Private) Limited	Other receivables		28	24
Worldcall Cable (Private) Limited	Other receivables		3,576	3,162
Key management	Payable against expenses, salaries and other employee benefits	Advance against expenses	167,235	187,310
			16,480	16,202

**Note 19****Financial Risk Management****19.1 Financial risk factors**

The group's activities expose it to a variety of financial risks: market risk (including currency risk, interest rate risk and other price risk), credit risk and liquidity risk.

The condensed interim financial statements (un-audited) do not include all financial risk management information and disclosures required in the annual financial statements, and should be read in conjunction with the group's annual financial statements as at December 31, 2023.

There have been no changes in any risk management policies since the year end.

**19.2 Fair value estimation**

**19.2.1** Fair value is the amount for which an asset could be exchanged or a liability settled, between knowledgeable willing parties in an arms' length transaction. Consequently difference may arise between carrying value and fair value estimates. The carrying value of all financial assets and liabilities reflected in the financial statements approximate to their fair values. During the period, there were no significant changes in the business or economic circumstances that affect the fair value of these assets and liabilities.

**19.2.2** The table below analyses financial instruments carried at fair value, by valuation method. The different levels have been defined as follows:

- Quoted prices (unadjusted) in active markets for identical assets or liabilities (level 1).
- Inputs other than quoted prices included within level 1 that are observable for the asset or liability, either directly (i.e. as prices) or indirectly (i.e. derived from prices) (level 2).
- Inputs for the asset or liability that are not based on observable market data (i.e. unobservable inputs) (level 3).

The following table presents the group's assets and liabilities that are measured at fair value at September 30, 2024:

	Level 1	Level 2	Level 3	Total
	Rupees in '000			
<b>Assets</b>				
Short-term investments	48,987	-	-	48,987

The following table presents the group's assets and liabilities that are measured at fair value at December 31, 2023:

	Level 1	Level 2	Level 3	Total
	Rupees in '000			
<b>Assets</b>				
Short-term investments	40,986	-	-	40,986

During the period, there were no significant changes in the business or economic circumstances that affect the fair value of the group's financial assets and financial liabilities. Furthermore, there were no reclassifications of financial assets and there were no changes in valuation techniques during the period.

**Note 20****Segment Information**

As per IFRS 8, "Operating Segments", operating segments are reported in a manner consistent with the internal reporting used by the chief operating decision maker. The Chief Executive Officer (CEO) of the group has been identified as the chief operating decision maker, who is responsible for allocating resources and assessing performance of the operating segments.

The CEO is responsible for the group's entire product portfolio and considers business as a single operating segment. The group's assets allocation decisions are based on a single integrated investment strategy and the group's performance is evaluated on an overall basis.

The internal reporting provided to the CEO for the group's assets, liabilities and performance is prepared on a consistent basis with the measurement and recognition principles of approved accounting and reporting standards as applicable in Pakistan.

The group is domiciled in Pakistan. All of the group's assets are located in Pakistan as at the reporting date.



**Note 21**

**Date of Authorization for Issue**

---

These condensed interim financial statements (un-audited) were approved and authorized for issue on 29, October 2024 by the Board of Directors of the group.

**Note 22**

**Corresponding Figures**

---

Corresponding figures have been re-arranged / reclassified, wherever necessary, to reflect more appropriate presentation of events and transactions for the purpose of comparison.

Chief Executive Officer

Director

Chief Financial Officer



WorldCall Head Office: Plot No. 112 - 113, Block S,  
Quaid-e-Azam Industrial Estate, Kot Lakhpat, Lahore.  
Tel: (+92 42) 3540 0544, 3540 0609, 3511 0965  
[www.worldcall.com.pk](http://www.worldcall.com.pk)  
[www.worldcall.net.pk](http://www.worldcall.net.pk)