

**NISHAT MILLS LIMITED**



NML-PSX/ 240

February 28, 2025

The General Manager,  
Pakistan Stock Exchange Limited,  
Stock Exchange Building,  
Stock Exchange Road,  
KARACHI.

SUB: **SUBMISSION OF FINANCIAL STATEMENTS  
FOR THE HALF YEAR ENDED DECEMBER 31, 2024**

Dear Sir,

We have to inform you that the Financial Statements of Nishat Mills Limited for the half year ended December 31, 2024 are being transmitted through PUCARS and is also available on Company's website.

You may please inform the TRE Certificate Holders of the Exchange accordingly.

Thanking you,

Yours truly,

  
**KHALID MAHMOOD CHOCHAN  
COMPANY SECRETARY**


**HEAD OFFICE**

: 7-MAIN GULBERG, LAHORE PAKISTAN.UAN:111 33 22 00 TEL: 92-42-35716351-9 FAX:92-42-35716350 E-MAIL: nishat@nishatmills.com

**REGISTERED OFFICE & SHARES DEPTT** : NISHAT HOUSE, 53-A, LAWRENCE ROAD, LAHORE - PAKISTAN PH : (042) 36367812-15 TLX : 47523 NISHAT PK, FAX : (042) 36367414



**Accelerating  
Focused Growth**



Nishat Mills Limited

Interim Financial  
**Report**  
For the Half Year Ended  
December 31, 2024

# CONTENTS

## Nishat Mills Limited

Company Information.....	02
Directors' Report .....	04
Independent Auditors' Review Report to the Members on Unconsolidated Condensed Interim Financial Statements .....	09
Unconsolidated Condensed Interim Statement of Financial Position.....	12
Unconsolidated Condensed Interim Statement of Profit or Loss .....	14
Unconsolidated Condensed Interim Statement of Comprehensive Income.....	15
Unconsolidated Condensed Interim Statement of Changes in Equity.....	16
Unconsolidated Condensed Interim Statement of Cash Flows .....	17
Selected Notes to the Unconsolidated Condensed Interim Financial Statements .....	18

## Nishat Mills Limited and its Subsidiaries

Consolidated Condensed Interim Statement of Financial Position .....	36
Consolidated Condensed Interim Statement of Profit or Loss .....	38
Consolidated Condensed Interim Statement of Comprehensive Income.....	39
Consolidated Condensed Interim Statement of Changes in Equity.....	40
Consolidated Condensed Interim Statement of Cash Flows .....	41
Selected Notes to the Consolidated Condensed Interim Financial Statements .....	42
Directors' Report in Urdu .....	76

## COMPANY INFORMATION

### Board of Directors

Mian Umer Mansha  
Chief Executive Officer

Mian Hassan Mansha  
Chairman

Mrs. Mehak Adil  
Mrs. Sara Aqeel  
Syed Zahid Hussain  
Mr. Farid Noor Ali Fazal  
Mr. Mahmood Akhtar

### Audit Committee

Mrs. Mehak Adil  
Chairperson / Member

Syed Zahid Hussain  
Member

Mr. Farid Noor Ali Fazal  
Member

### Human Resource & Remuneration (HR & R) Committee

Mrs. Sara Aqeel  
Chairperson / Member

Mian Umer Mansha  
Member

Mr. Mahmood Akhtar  
Member

### Chief Financial Officer

Mr. Mohammad Azam

### Company Secretary

Mr. Khalid Mahmood Chohan

### Auditors

Riaz Ahmad & Company  
Chartered Accountants

### Legal Advisor

Mr. M. Aurangzeb Khan,  
Advocate, Chamber No. 6, District  
Court, Faisalabad.

### Bankers to the Company

Albaraka Bank (Pakistan) Limited  
Allied Bank Limited  
Askari Bank Limited  
Bank Alfalah Limited  
Bank Al Habib Limited  
Bank Islami Pakistan Limited  
Citibank N.A.  
Dubai Islamic Bank Pakistan Limited  
Faysal Bank Limited  
Faysal Bank Limited - Islamic  
Banking  
Habib Bank Limited  
Habib Metropolitan Bank Limited  
Industrial and Commercial Bank  
of China Limited

JS Bank Limited  
Meezan Bank Limited  
MCB Bank Limited  
MCB Islamic Bank Limited  
National Bank of Pakistan  
Pak Brunei Investment  
Company Limited  
Pakistan Kuwait Investment  
Company (Private) Limited  
Samba Bank Limited  
Silk Bank Limited  
Soneri Bank Limited  
Standard Chartered Bank  
(Pakistan) Limited  
The Bank of Khyber - Islamic  
Banking  
The Bank of Punjab  
The Bank of Punjab - Taqwa  
Islamic Banking  
United Bank Limited

## Mills

### Spinning units, Yarn Dyeing & Power plant

Nishatabad, Faisalabad.

### Spinning units & Power plant

20 K.M. Shekhupura Faisalabad Road, Feroze Watwan.

### Spinning units & Power plant

Plot No. 172-180 & 188-197, M-3 Industrial City, Sahianwala, FIEDMC, 2 K.M. Jhumra Chiniot Road, Chak Jhumra, Faisalabad.

### Weaving units, Denim Unit & Power plant

12 K.M. Faisalabad Road, Shekhupura.

### Weaving units, Dyeing & Finishing unit, Processing unit, Stitching units and Power plants

5 K.M. Nishat Avenue Off 22 K.M. Ferozepur Road, Lahore.

### Terry Unit

7 K.M. Nishat Avenue Off 22 K.M. Ferozepur Road, Lahore.

### Apparel Unit

2 K.M. Nishat Avenue Off 22 K.M. Ferozepur Road, Lahore.

### Registered office

Nishat House,  
53 - A, Lawrence Road, Lahore.  
Tel: 042-36360154, 042-111 113 333  
Fax: 042-36367414

### Shares Registrar

THK Associates (Private) Limited

Head Office, Karachi  
Plot No. 32-C Jami Commercial  
Street No. 2, DHA Phase VII,  
Karachi 75500.  
Tel: 021-111 000 322  
Fax: 021-35310191

Branch Office, Lahore

Office No. 309, 3rd Floor,  
North Tower, LSE building,  
19-Sharah-e-Aiwan-e-Iqbal  
Lahore.

Tel: 042-36302044

### Head Office

7, Main Gulberg, Lahore.

Tel: 042-35716351-59, 042-111 332 200

Fax: 042-35716349-50

E-mail: nishat@nishatmills.com

Website: www.nishatmillsLtd.com

### Liaison Office

1st Floor, Karachi Chambers,  
Hasrat Mohani Road, Karachi.

Tel: 021-32414721-23

Fax: 021-32412936



## DIRECTORS' REPORT

Directors of Nishat Mills Limited ("the Company") are pleased to present the Directors' Report for the half year ended 31 December 2024.

### Operating Financial Results

The company's revenue for the half-year ended 31 December 2024 demonstrated strong growth, increasing by Rs. 12.446 billion (16.17%) compared to the corresponding period of the previous year. This upward trajectory in revenue reflects the company's ability to sustain demand and expand its market share despite economic headwinds.

Gross profit also posted a notable increase of 13.35%, rising by Rs. 1.242 billion compared to the same period last year. However, gross profit margin declined slightly from 12.09% to 11.80%, showing increase in costs of sales that exerted pressure on profitability.

Financial Highlights	Half Year Ended 31 December		Increase / (decrease) %
	2024	2023	
Revenue (Rs. '000')	89,416,524	76,970,895	16.17
Gross Profit (Rs. '000')	10,546,988	9,304,971	13.35
Profit after tax (Rs. '000')	4,143,351	5,633,456	(26.45)
Gross Profit (%)	11.80	12.09	
Profit after tax (%)	4.63	7.32	
Earnings per share – (Rs.)	11.78	16.02	

Despite gross profit growth, profit after tax experienced a significant decline of 26.45%, amounting to Rs. 4.143 billion compared to Rs. 5.633 billion in the corresponding period of the previous year. This decline can largely be attributed to a decrease in other income, specifically interest income on loan to subsidiary company and dividend income by Rs. 1.145 billion and Rs. 884.221 million respectively. Consequently, the profit after tax ratio fell from 7.32% to 4.63%, reflecting the combined impact of increased costs and reduced other income.

### General Market Review and Future Prospects

Pakistan's textile industry demonstrated robust performance in the first half of the current financial year, with textile exports rising by approximately 10% compared to the same period in the financial year 2024. The stability of the Pakistani rupee against the US dollar at Rs. 278 per USD over the six-month period, has provided crucial support. Furthermore, the reduction of the State Bank of Pakistan's benchmark policy rate from 20.50% on 01 July 2024 to 13% on 31 December 2024 has played a significant role in lowering fixed costs and enhancing profitability. The sector also benefited from internal conflicts in Bangladesh, prompting many international buyers to redirect their orders to Pakistan, thereby strengthening the country's position in global textile markets.

Despite a sluggish global economy, signs of recovery emerged in the first half of the fiscal year 2024-25, driven by successful efforts to control inflation. Central banks worldwide have begun easing monetary policy by lowering interest rates. In light of these favorable conditions, the outlook for Pakistan's textile sector in the second half of the financial year 2024-2025 remains optimistic, with ample opportunities for sustained growth and expansion.

### Segment Analysis

Following is the brief overview on segmental performance of the Company.

### Spinning

During the first half of fiscal year 2024–25, local raw cotton prices remained high due to a short crop that triggered rushed buying by spinners. Meanwhile, declining international cotton prices created a price imbalance which became a challenge for yarn exporters. The Company began purchasing local cotton as soon as it became available and has planned to meet its annual raw cotton needs through a mix of local and imported cotton, with a larger proportion of imports than last year.

The local market, particularly for open-end yarn, saw consistent demand, allowing spinners to secure favorable prices. In contrast, export cotton yarn prices remained under pressure throughout the half-year, with no substantial increase in demand. The ongoing global economic downturn continued to discourage large yarn purchases by international buyers. Competition from India, Vietnam, and Indonesia posed a significant challenge to the export of our ring-spun and open-end yarn. Despite these unfavorable circumstances, the Division improved its profitability compared to the same period last year, owing to its high-quality products and strong customer base.

Yarn	Half Year Ended 31 December		Increase / (Decrease)	
	2024	2023	Value	% age
Sale – (kgs '000')	30,046	21,312	8,734	40.98
Rate / kg	898.65	857.17	41.48	4.84
Sale – (Rs. '000')	27,000,729	18,268,004	8,732,725	47.80

### Weaving

While export demand for fashion fabrics remained subdued, a significant rise in technical fabric sales drove strong export growth in the first half of the financial year 2024–25. The Division's sales volume and value increased by 11.09% and 17.38% respectively, compared to the same period last year, resulting in remarkable profitability growth.

Grey Cloth	Half Year Ended 31 December		Increase / (Decrease)	
	2024	2023	Value	% age
Sale – (meters '000')	50,993	45,901	5,092	11.09
Rate / meter	356.13	337.04	19.09	5.66
Sale – (Rs. '000')	18,159,994	15,470,597	2,689,397	17.38

To meet the growing demand for filament fabrics, the Division has commissioned a new filament warping machine to fulfill increased customer orders. Additionally, we expanded our weaving capacity with 35 new energy-efficient 210 cm Toyota looms, which will significantly boost productivity.

### Dyeing

Dyeing Division experienced a decline in profitability due to weak global apparel demand amid an ongoing economic slowdown. The decline in demand for non-denim woven apparel in international markets has reduced dyed fabric demand, sparking intense competition and a price war among domestic and regional competitors, all striving for a limited market share.

Pakistan's relatively small local garment manufacturing base further compounds these challenges. Longer transit times and higher freight costs have caused brands and retailers to increasingly source fabrics from the same countries where their garments are produced.

As a result of these factors, the second half of the fiscal year is expected to be even more challenging.

Processed Cloth	Half Year Ended 31 December		Increase / (Decrease)	
	2024	2023	Value	% age
Sale – (meters '000')	22,819	22,599	220	0.97
Rate / meter	694.32	691.85	2.47	0.36
Sale – (Rs. '000')	15,843,644	15,635,069	208,575	1.33

The Division has planned to invest in a new Corduroy fabric project, aimed at expanding our production capabilities and diversifying our product range. The addition of Corduroy fabrics to our portfolio will enable us to optimize production capacity, particularly during the lean months of our business cycle and generate higher contribution margins. Furthermore, this initiative will open opportunities to explore new markets, reducing our reliance on lower-margin local business and strengthening our position in higher-value segments.

### Home Textile and Terry

Home Textile Division recorded a notable increase in sales value in the current half year as compared to the corresponding period of the last financial year, despite prevailing economic difficulties. This growth was achieved through a strategic realignment of the product portfolio, prioritizing higher value-added products to mitigate the impact of escalating labor and utility expenses.

That said, the persistent pressure on profit margins remains a key concern for the second half of the financial year, largely due to elevated energy costs. In response, we are prioritizing the expansion of our premium product line, a strategy we believe will help alleviate profitability pressures. Encouragingly, our order pipeline continues to strengthen, and projections for upcoming orders indicate a more robust year-end performance compared to the previous year, provided there are no significant global disruptions.

Processed Cloth and Made-ups	Half Year Ended 31 December		Increase / (Decrease)	
	2024	2023	Value	% age
Sale – (meters '000')	12,578	13,602	(1,024)	(7.53)
Rate / meter	894.05	794.77	99.28	12.49
Sale – (Rs. '000')	11,245,388	10,810,508	434,880	4.02

The performance of the Terry Unit has also remained stable during the first half of the financial year 2024-25.

Terry	Half Year Ended 31 December		Increase / (Decrease)	
	2024	2023	Value	% age
Sale – (kgs '000')	2,814	2,933	(119)	(4.06)
Rate / kg	1,599.65	1,659.14	(59.49)	(3.59)
Sale – (Rs. '000')	4,501,427	4,866,254	(364,827)	(7.50)

## Garments

The Division's profitability demonstrated a significant improvement during the first half of the financial year 2024-25 compared to the corresponding period of the previous financial year. This achievement is particularly noteworthy given the challenges posed by high energy and operational costs. Sales volume registered a remarkable growth of 26.99%, increasing from 2.953 million garments in the first half of the prior year to 3.750 million garments in the current half-year period.

Garments	Half Year Ended 31 December		Increase / (Decrease)	
	2024	2023	Value	% age
Sale – (garments '000')	3,750	2,953	797	26.99
Rate / garment	2,175.85	2,375.44	(199.59)	(8.40)
Sale – (Rs. '000')	8,159,434	7,014,680	1,144,754	16.32

The recent downward trend in inflation and interest rates has signaled a favorable economic shift, with the potential to alleviate cost pressures and further enhance financial performance in the second half of the financial year.

Looking ahead, there is a strong sense of optimism that these positive economic indicators, combined with the Division's strategic initiatives to drive efficiency and capture new market opportunities, will support enhanced profitability and foster sustainable growth in the future.

## Power Generation

To address the increasing energy costs and contribute to global sustainability efforts, our company, as a prominent export-oriented entity, has made substantial investments in renewable energy to minimize our carbon footprint and lower operational expenses. We have already committed significant resources to solar energy and are progressively transitioning away from traditional energy sources. A key achievement includes the conversion of a 9 MW Combined Heat and Power (CHP) boiler to biomass and arranging for installation of rental boilers operated on Biomass at Terry Division, Lahore and Weaving Division, Bhikki which has led to a notable decrease in steam costs.

The initiative to establish biomass collection centers, managed exclusively by the Company is currently in progress. This project aims to secure a consistent supply of biomass for the company at the lowest possible price, ultimately contributing to a decrease in dependence on coal. This will also help in reduction in smog level in the country as directly buying from farmers enables them not to burn the residuals of the crops.

Our solar energy projects are expanding across various locations. Currently, we are installing the new 15.31 MWp solar plants at different sites, which is anticipated to greatly reduce operating costs. This is the great addition to the existing capacity of 21.21 MWp solar power projects which have been successfully completed at our various sites.

To further enhance our energy efficiency, the company is planning to invest in a highly efficient 1.5 MW gas engine next year. This initiative is designed to further decrease generation costs and improve overall energy efficiency, in line with our long-term sustainability objectives.

## Subsidiary Companies and Consolidated Financial Statements

Nishat Power Limited, Nishat Linen (Private) Limited, Nishat Hospitality (Private) Limited, Nishat Commodities (Private) Limited, Nishat USA Inc., Nishat Linen Trading LLC, Nishat International FZE, China Guangzhou Nishat Global Co., Ltd, Nishat UK (Private) Limited, Wernerfelt A/S and Wernerfelt Sverige AB form portfolio of subsidiary companies of the Company. Therefore, the Company has annexed consolidated condensed interim financial statements in addition to its separate condensed interim financial statements, in accordance with the requirements of International Financial Reporting Standards.

### Composition of the Board

The composition of the Board is as follows:

#### Total number of Directors:

a)	Male	5
b)	Female	2

#### Composition

i)	Independent Directors	2
ii)	Non-executive Directors	4
iii)	Executive Director	1

### Committees of the Board

#### Audit Committee:

Sr. No.	Name of Director	
1	Mrs. Mehak Adil	Chairperson / Member
2	Syed Zahid Hussain	Member
3	Mr. Farid Noor Ali Fazal	Member

#### Human Resource and Remuneration (HR&R) Committee:

Sr. No.	Name of Director	
1	Mian Umer Mansha	Member
2	Mrs. Sara Aqeel	Chairperson / Member
3	Mr. Mahmood Akhtar	Member

### Directors' Remuneration

The Board of Directors has approved the Directors' Remuneration Policy. The main features of the policy are as follows:

- The Company shall not pay remuneration to its non-executive directors, including independent directors, except for the meeting fee for attending meetings of the Board and its Committees.
- The Company will reimburse or incur expenses of travelling and accommodation of Directors in relation to attending meetings of the Board and its Committees.
- The Directors' Remuneration Policy will be reviewed and approved by the Board of Directors from time to time.

### Acknowledgement

The Board is pleased to recognize valuable efforts of the management, staff and workers.

### For and on behalf of the Board of Directors



**Mian Umer Mansha**  
Chief Executive Officer



**Farid Noor Ali Fazal**  
Director

28 February 2025  
Lahore

# INDEPENDENT AUDITOR'S REVIEW REPORT

To the members of Nishat Mills Limited

## Report on review of Unconsolidated Condensed Interim Financial Statements

### Introduction

We have reviewed the accompanying unconsolidated condensed interim statement of financial position of NISHAT MILLS LIMITED as at 31 December 2024 and the related unconsolidated condensed interim statement of profit or loss, unconsolidated condensed interim statement of comprehensive income, unconsolidated condensed interim statement of changes in equity, and unconsolidated condensed interim statement of cash flows, and notes to the unconsolidated condensed interim financial statements for the half year then ended (here-in-after referred to as the "unconsolidated condensed interim financial statements"). Management is responsible for the preparation and presentation of these unconsolidated condensed interim financial statements in accordance with accounting and reporting standards as applicable in Pakistan for interim financial reporting. Our responsibility is to express a conclusion on these unconsolidated condensed interim financial statements based on our review. The figures of the unconsolidated condensed interim statement of profit or loss and unconsolidated condensed interim statement of comprehensive income for the quarters ended 31 December 2024 and 31 December 2023 have not been reviewed and we do not express a conclusion on them as we are required to review only the cumulative figures for the half year ended 31 December 2024.

### Scope of Review

We conducted our review in accordance with International Standard on Review Engagements 2410, "Review of Interim Financial Information Performed by the Independent Auditor of the Entity". A review of unconsolidated condensed interim financial statements consists of making inquiries, primarily of persons responsible for financial and accounting matters, and applying analytical and other review procedures. A review is substantially less in scope than an audit conducted in accordance with International Standards on Auditing and consequently does not enable us to obtain assurance that we would become aware of all significant matters that might be identified in an audit. Accordingly, we do not express an audit opinion.

### Conclusion

Based on our review, nothing has come to our attention that causes us to believe that the accompanying unconsolidated condensed interim financial statements are not prepared, in all material respects, in accordance with the accounting and reporting standards as applicable in Pakistan for interim financial reporting.

The engagement partner on the review resulting in this independent auditor's review report is Syed Mustafa Ali.



**RIAZ AHMAD & COMPANY**

Chartered Accountants

Lahore

28 February 2025

UDIN: RR202410168nRh9dsEmj



Unconsolidated Condensed Interim  
Financial Statements of  
**Nishat Mills Limited**

For the half year ended 31 December 2024



## Unconsolidated Condensed Interim Statement of Financial Position

As at 31 December 2024

	Note	Un-audited 31 December 2024 (Rupees in thousand)	Audited 30 June 2024
<b>EQUITY AND LIABILITIES</b>			
<b>SHARE CAPITAL AND RESERVES</b>			
<b>Authorized share capital</b>			
1,100,000,000 (30 June 2024 : 1,100,000,000) ordinary shares of Rupees 10 each		11,000,000	11,000,000
<b>Issued, subscribed and paid-up share capital</b>			
351,599,848 (30 June 2024: 351,599,848) ordinary shares of Rupees 10 each		3,515,999	3,515,999
<b>Reserves</b>		122,187,125	111,294,014
<b>Total equity</b>		125,703,124	114,810,013
<b>LIABILITIES</b>			
<b>NON-CURRENT LIABILITIES</b>			
Long term financing- secured Deferred liabilities	5	21,999,700 6,737,256 28,736,956	23,672,520 5,262,486 28,935,006
<b>CURRENT LIABILITIES</b>			
Trade and other payables		17,919,223	14,616,264
Accrued mark-up		1,234,764	1,507,965
Short term borrowings		69,812,612	49,789,624
Current portion of non-current liabilities		4,536,781	4,400,172
Unclaimed dividend		120,572	116,289
Provision for taxation and levy - net		2,649,547	2,664,112
		96,273,499	73,094,426
<b>TOTAL LIABILITIES</b>		125,010,455	102,029,432
<b>CONTINGENCIES AND COMMITMENTS</b>	6		
<b>TOTAL EQUITY AND LIABILITIES</b>		250,713,579	216,839,445

The annexed notes form an integral part of these unconsolidated condensed interim financial statements.



CHIEF EXECUTIVE OFFICER

	Note	Un-audited 31 December 2024 (Rupees in thousand)	Audited 30 June 2024
<b>ASSETS</b>			
<b>NON-CURRENT ASSETS</b>			
Property, plant and equipment	7	63,373,217	60,043,195
Investment properties		465,874	467,504
Long term investments		74,708,413	66,811,200
Long term loans		316,847	339,213
Long term deposits		369,338	428,572
		139,233,689	128,089,684
<b>CURRENT ASSETS</b>			
Stores, spare parts and loose tools		6,889,435	6,049,021
Stock-in-trade		56,848,146	37,447,381
Trade debts		26,971,527	22,374,547
Loans and advances		7,237,560	7,819,991
Short term deposits and prepayments		368,937	513,937
Other receivables		8,113,255	11,691,606
Accrued interest		170,793	130,923
Cash and bank balances		3,180,238	2,722,355
		109,779,891	88,749,761
Non-current asset held for sale	8	1,699,999	-
		111,479,890	88,749,761
<b>TOTAL ASSETS</b>		250,713,579	216,839,445

*Said Ijaz*

DIRECTOR



CHIEF FINANCIAL OFFICER

**Unconsolidated Condensed Interim Statement of Profit or Loss**

For the half year ended 31 December 2024 (Un-audited)

	Note	Half year ended		Quarter ended	
		31 December 2024	31 December 2023	31 December 2024	31 December 2023
		(Rupees in thousand)			
REVENUE	9	89,416,524	76,970,895	45,971,649	36,942,911
COST OF SALES	10	(78,869,536)	(67,665,924)	(40,178,356)	(32,596,589)
GROSS PROFIT		10,546,988	9,304,971	5,793,293	4,346,322
DISTRIBUTION COST		(3,959,666)	(2,988,140)	(1,860,535)	(1,522,050)
ADMINISTRATIVE EXPENSES		(1,510,286)	(1,283,907)	(803,944)	(683,308)
OTHER EXPENSES		(102,517)	(128,184)	(101,673)	(28,760)
		(5,572,469)	(4,400,231)	(2,766,152)	(2,234,118)
		4,974,519	4,904,740	3,027,141	2,112,204
OTHER INCOME		6,134,594	8,217,675	3,768,952	2,613,702
PROFIT FROM OPERATIONS		11,109,113	13,122,415	6,796,093	4,725,906
FINANCE COST		(4,571,345)	(5,085,059)	(1,862,551)	(2,705,266)
PROFIT BEFORE TAXATION AND LEVY		6,537,768	8,037,356	4,933,542	2,020,640
LEVY		(995,082)	(1,150,361)	(637,771)	(534,901)
PROFIT BEFORE TAXATION		5,542,686	6,886,995	4,295,771	1,485,739
TAXATION		(1,399,335)	(1,253,539)	(1,096,464)	(400,999)
<b>PROFIT AFTER TAXATION</b>		4,143,351	5,633,456	3,199,307	1,084,740
<b>EARNINGS PER SHARE - BASIC AND DILUTED (RUPEES)</b>	11	11.78	16.02	9.10	3.09

The annexed notes form an integral part of these unconsolidated condensed interim financial statements.



CHIEF EXECUTIVE OFFICER



DIRECTOR



CHIEF FINANCIAL OFFICER

**Unconsolidated Condensed Interim Statement of Comprehensive Income**


For the half year ended 31 December 2024 (Un-audited)

	Half year ended		Quarter ended	
	31 December 2024	31 December 2023	31 December 2024	31 December 2023
	(Rupees in thousand)			
<b>PROFIT AFTER TAXATION</b>	4,143,351	5,633,456	3,199,307	1,084,740
<b>OTHER COMPREHENSIVE INCOME</b>				
Items that will not be reclassified to profit or loss:				
Fair value adjustment arising on remeasurement of investments at fair value through other comprehensive income	9,044,129	10,972,311	11,788,012	11,773,196
Deferred income tax relating to this item	(1,239,569)	(1,237,380)	(1,514,482)	(1,268,183)
	7,804,560	9,734,931	10,273,530	10,505,013
Items that may be reclassified subsequently to profit or loss	-	-	-	-
Other comprehensive income for the period - net of tax	7,804,560	9,734,931	10,273,530	10,505,013
<b>TOTAL COMPREHENSIVE INCOME FOR THE PERIOD</b>	11,947,911	15,368,387	13,472,837	11,589,753

The annexed notes form an integral part of these unconsolidated condensed interim financial statements.



CHIEF EXECUTIVE OFFICER



DIRECTOR



CHIEF FINANCIAL OFFICER



**Unconsolidated Condensed Interim Statement of Cash Flows**

For the half year ended 31 December 2024 (Un-audited)

	Note	Half year ended	
		31 December 2024	31 December 2023
(Rupees in thousand)			
<b>CASH FLOWS FROM OPERATING ACTIVITIES</b>			
<b>Cash used in operations</b>	12	(12,756,328)	(8,461,753)
Finance cost paid		(4,844,546)	(4,429,302)
Income tax paid - net		(2,059,734)	(1,063,127)
Levy paid		(1,582)	(410,924)
Exchange gain on forward exchange contracts received		181,689	144,984
Net decrease / (increase) in long term loans		37,660	(7,646)
Net decrease / (increase) in long term deposits		275,725	(4,501)
<b>Net cash used in operating activities</b>		(19,167,116)	(14,232,269)
<b>CASH FLOWS FROM INVESTING ACTIVITIES</b>			
Capital expenditure on property, plant and equipment		(5,324,973)	(8,226,185)
Proceeds from sale of property, plant and equipment		72,733	62,704
Investments made		(581,583)	(3,576,221)
Proceeds from sale of investment		1,779,499	-
Loan to Nishat Linen (Private) Limited - subsidiary company		(23,148,641)	(25,413,033)
Repayment of loan by Nishat Linen (Private) Limited - subsidiary company		23,878,655	27,303,956
Interest received		465,344	1,668,250
Dividends received		4,574,395	5,458,617
<b>Net cash from / (used in) investing activities</b>		1,715,429	(2,721,912)
<b>CASH FLOWS FROM FINANCING ACTIVITIES</b>			
Proceeds from long term financing		-	9,239,145
Repayment of long term financing		(1,351,822)	(1,440,176)
Short term borrowings - net		20,309,196	10,805,514
Dividend paid		(1,050,517)	(1,749,293)
<b>Net cash from financing activities</b>		17,906,857	16,855,190
<b>Net increase / (decrease) in cash and cash equivalents</b>		455,170	(98,991)
<b>Net foreign exchange difference on translating cash and bank balances</b>		2,713	(32,704)
<b>Cash and cash equivalents at the beginning of the period</b>		2,722,355	2,410,566
<b>Cash and cash equivalents at the end of the period</b>		3,180,238	2,278,871

The annexed notes form an integral part of these unconsolidated condensed interim financial statements.



CHIEF EXECUTIVE OFFICER



DIRECTOR



CHIEF FINANCIAL OFFICER

## Selected Notes to the Unconsolidated Condensed Interim Financial Statements

For the half year ended 31 December 2024 (Un-audited)

### 1 THE COMPANY AND ITS OPERATIONS

Nishat Mills Limited is a public limited Company incorporated in Pakistan under the Companies Act, 1913 (Now Companies Act, 2017) and listed on Pakistan Stock Exchange Limited. Its registered office is situated at 53-A, Lawrence Road, Lahore. The Company is engaged in the business of textile manufacturing and of spinning, combing, weaving, bleaching, dyeing, printing, stitching, apparel, buying, selling and otherwise dealing in yarn, linen, cloth and other goods and fabrics made from raw cotton, synthetic fibre and cloth, and to generate, accumulate, distribute, supply and sell electricity.

### 2 BASIS OF PREPARATION

**2.1** These unconsolidated condensed interim financial statements have been prepared in accordance with the accounting and reporting standards as applicable in Pakistan for interim financial reporting. The accounting and reporting standards as applicable in Pakistan for interim financial reporting comprise of:

- International Accounting Standard (IAS) 34, Interim Financial Reporting, issued by the International Accounting Standards Board (IASB) as notified under the Companies Act, 2017; and
- Provisions of and directives issued under the Companies Act, 2017.

Where the provisions of and directives issued under the Companies Act, 2017 differ with the requirements of IAS 34, the provisions of and directives issued under the Companies Act, 2017 have been followed.

**2.2** These unconsolidated condensed interim financial statements do not include all the information and disclosures required in annual financial statements and should be read in conjunction with the annual audited financial statements of the Company for the year ended 30 June 2024. These unconsolidated condensed interim financial statements are un-audited, however, have been subjected to limited scope review by the auditors and are being submitted to the shareholders as required by the Listed Companies (Code of Corporate Governance) Regulations, 2019 and Section 237 of the Companies Act, 2017.

### 3 MATERIAL ACCOUNTING POLICY INFORMATION

The material accounting policy information and methods of computations adopted for the preparation of these unconsolidated condensed interim financial statements are the same as applied in the preparation of the preceding audited annual published financial statements of the Company for the year ended 30 June 2024.

### 4 CRITICAL ACCOUNTING ESTIMATES AND JUDGEMENTS

The preparation of these unconsolidated condensed interim financial statements in conformity with the approved accounting standards requires the use of certain critical accounting estimates. It also requires the management to exercise its judgment in the process of applying the Company's accounting policies. Estimates and judgments are continually evaluated and are based on historical experience and other factors, including expectations of future events that are believed to be reasonable under the circumstances.

During preparation of these unconsolidated condensed interim financial statements, the significant judgments made by the management in applying the Company's accounting policies and the key sources of estimation and uncertainty were the same as those that applied in the preceding audited annual published financial statements of the Company for the year ended 30 June 2024.

	Un-audited 31 December 2024 (Rupees in thousand)	Audited 30 June 2024
Note		
<b>5 LONG TERM FINANCING - SECURED</b>		
Opening balance	26,550,649	14,784,510
Add: Obtained during the period / year	-	14,640,745
Less: Repaid during the period / year	(1,351,822)	(2,889,270)
Add: Deferred income amortized during the period / year 5.1	6,524	14,664
	25,205,351	26,550,649
Less: Current portion shown under current liabilities	(3,205,651)	(2,878,129)
	21,999,700	23,672,520

**5.1** This represents impact of benefit of loans obtained under the schemes of State Bank of Pakistan at below market rate of interest.

## 6 CONTINGENCIES AND COMMITMENTS

### a) Contingencies

**i)** The Company was contesting various sales tax demands amounting to Rupees 214.158 million and related default surcharge and penalties under the Sales Tax Act, 1990 before Appellate Tribunal Inland Revenue (ATIR) which vide orders dated 30 August 2024 and 22 October 2024 allowed partial relief to the Company and remanded back the remaining matters to assessing officer for consideration afresh. No provision thereagainst has been recognized in these unconsolidated condensed interim financial statements as the Company, based on advice of the tax advisor, is confident of favorable outcome of the appeals.

**ii)** Guarantees of Rupees 5,817.226 million (30 June 2024: Rupees 5,251.537 million) are given by the banks of the Company to Sui Northern Gas Pipelines Limited against gas connections, Shell Pakistan Limited and Pakistan State Oil Limited against purchase of furnace oil, Director Excise and Taxation, Karachi against infrastructure cess, Chairman Punjab Revenue Authority, Lahore against infrastructure cess, Directorate of Cotton Cess Management against cotton cess, Collector of Customs against regulatory duty, Inspector General Frontier Corps KP (South), The President of Islamic Republic of Pakistan through the Controller of Military Accounts (Defence Purchase), Airport Security Force, Provincial Police Officer, Office of Inspector General of Police KPK and Inspector General of Punjab Police against fulfillment of sales orders, High Court of Sindh, Karachi against the matter of importation of LED lights, Faisalabad Electric Supply Company Limited (FESCO) and Lahore Electric Supply Company Limited (LESCO) against installation of grid stations and to the bank of Hyundai Nishat Motor (Private) Limited (associated company) to secure financial assistance to the associated company. Further, the Company has issued cross corporate guarantees of Rupees 735.417 million (30 June 2024:

## Selected Notes to the Unconsolidated Condensed Interim Financial Statements

For the half year ended 31 December 2024 (Un-audited)

Rupees 735.417 million) and Rupees 1,777.500 million (30 June 2024: Rupees 1,777.500 million) on behalf of Nishat Linen (Private) Limited - wholly owned subsidiary company and Nishat Sutas Dairy Limited - associated company respectively to secure the obligations of subsidiary company and associated company towards their lenders.

- iii) Post dated cheques of Rupees 35,000.000 million (30 June 2024: Rupees 27,088.314 million) are issued to customs authorities in respect of duties on imported items availed on the basis of consumption and export plans. If documents of exports are not provided on due dates, cheques issued as security shall be encashable.
- iv) Post dated cheques of Rupees 122.180 million (30 June 2024: Rupees 471.915 million) are issued to Sui Northern Gas Pipeline Limited in pursuance of order of Lahore High Court, Lahore in the case of gas infrastructure development cess and in the case of providing blend of RLNG and Gas tariff to new Co-generation Captive connections instead of charging full RLNG notified tariff, post dated cheques of Rupees 2.140 million (30 June 2024: Rupees 417.625 million) are issued to Lahore Electric Supply Company Limited in pursuance of order of Lahore High Court, Lahore in the case of income tax in electricity bills for the month of July 2021.

### b) Commitments

- i) Contracts for capital expenditure are approximately of Rupees 2,394.231 million (30 June 2024: Rupees 4,020.861 million).
- ii) Letters of credit other than for capital expenditure are of Rupees 13,295.559 million (30 June 2024: Rupees 4,923.949 million).
- iii) Outstanding foreign currency forward contracts of Rupees 1,317.623 million (30 June 2024: Rupees 4,374.159 million).
- iv) Commitment arising from short-term leases recognized on a straight-line basis as expense under the practical expedients applied by the Company with respect to IFRS 16. The amount of future payments under these leases and the period in which these payments will become due are as follows:

		Un-audited 31 December 2024 (Rupees in thousand)	Audited 30 June 2024
	Note		
Not later than one year		134,265	151,610
<b>7</b>	<b>PROPERTY, PLANT AND EQUIPMENT</b>		
Operating fixed assets	7.1	40,630,894	39,615,948
Capital work-in-progress	7.2	22,742,323	20,427,247
		63,373,217	60,043,195

	Note	Un-audited 31 December 2024 (Rupees in thousand)	Audited 30 June 2024
<b>7.1 Operating fixed assets</b>			
Opening book value		39,615,948	38,987,142
Add: Cost of additions during the period / year	7.1.1	3,010,001	4,600,511
		42,625,949	43,587,653
Less: Book value of deletions during the period / year	7.1.2	(35,903)	(132,190)
		42,590,046	43,455,463
Less: Depreciation charged during the period / year		(1,959,152)	(3,839,515)
		40,630,894	39,615,948
<b>7.1.1 Cost of additions</b>			
Freehold land		7,682	189,888
Buildings on freehold land		167,624	768,679
Plant and machinery		2,402,618	2,970,924
Electric installations		68,307	111,999
Factory equipment		49,386	34,585
Furniture, fixtures and office equipment		165,897	114,473
Computer equipment		32,712	40,260
Vehicles		115,775	369,703
		3,010,001	4,600,511
<b>7.1.2 Book value of deletions</b>			
Buildings on freehold land		-	14,627
Plant and machinery		6,741	69,812
Electric installations		525	7,518
Factory equipment		56	55
Furniture, fixtures and office equipment		294	2,805
Computer equipment		810	956
Vehicles		27,477	36,417
		35,903	132,190

## Selected Notes to the Unconsolidated Condensed Interim Financial Statements

For the half year ended 31 December 2024 (Un-audited)

	Un-audited 31 December 2024	Audited 30 June 2024
	(Rupees in thousand)	
<b>7.2 Capital work-in-progress</b>		
Buildings on freehold land	8,347,586	7,557,647
Plant and machinery	12,749,039	11,774,860
Electric installations	753,788	661,412
Unallocated capital expenditures	791,811	356,471
Advances against purchase of freehold land	-	1,635
Advances against furniture, fixtures and office equipment	29,534	37,674
Advances against purchase of vehicles	70,565	37,548
	22,742,323	20,427,247
<b>8 NON-CURRENT ASSET HELD FOR SALE</b>		
<b>Investment in subsidiary company</b>		
Nishat Hospitality (Private) Limited - unquoted 169,999,901(30 June 2024: 169,999,901) fully paid ordinary shares of Rupees 10 each. Equity held 100% (30 June 2024: 100%)	1,699,999	-

- 8.1** The Company has entered into agreement with Nishat Hotels and Properties Limited - associated company for sale of 100% investment in Nishat Hospitality (Private) Limited - subsidiary company against consideration of Rupees 1,750.999 million. The aforesaid sale of investment has been approved by Board of Directors of the Company in its meeting held on 27 September 2024 and has also been approved by shareholders of the Company at their meeting held on 28 October 2024. Hence, as at 31 December 2024, this investment of the Company in Nishat Hospitality (Private) Limited - subsidiary company has been presented as non-current asset held for sale in accordance with the requirements of International Financial Reporting Standard (IFRS) 5 'Non-current Assets Held for Sale and Discontinued Operations'. Subsequent to reporting period, this investments has been disposed off.

## 9 REVENUE

9.1 In the following table, revenue from contracts with customers is disaggregated by primary geographical market, major products and service lines and timing of revenue recognition.

Description	(Rupees in thousand)															
	Spinning			Weaving			Dyeing			Home Textile and Terry						
	Half year ended 31-Dec-24	Quarter ended 31-Dec-24	Quarter ended 31-Dec-23	Half year ended 31-Dec-24	Quarter ended 31-Dec-24	Quarter ended 31-Dec-23	Half year ended 31-Dec-24	Quarter ended 31-Dec-24	Quarter ended 31-Dec-23	Half year ended 31-Dec-24	Quarter ended 31-Dec-24	Quarter ended 31-Dec-23				
<b>Region</b>																
Europe	77,826	241,081	43,619	56,000	9,454,376	7,451,574	4,508,903	3,464,165	107,545	304,942	29,597	135,744	10,806,024	10,305,043	5,040,699	5,204,432
America	342,887	339,820	200,008	202,151	367,100	390,652	151,455	187,908	3,875	3,875	3,875	-	3,555,373	3,238,951	1,668,970	1,650,274
Asia, Africa, Australia	3,477,903	4,482,416	1,916,689	2,067,277	1,978,050	1,874,024	894,664	766,695	9,113,637	9,308,557	4,811,146	4,615,683	1,010,945	1,236,018	419,869	607,280
Pakistan	24,097,626	15,316,079	13,309,012	6,809,978	6,697,258	6,180,075	3,674,844	3,105,173	7,047,640	6,293,527	9,542,675	3,351,527	2,765,581	2,731,960	1,525,489	1,556,237
	27,996,142	20,389,396	15,471,328	9,135,406	18,496,784	15,896,325	9,229,866	7,523,941	16,272,697	15,910,856	8,387,293	8,102,954	18,137,623	17,511,972	8,555,027	8,998,203
<b>Timing of revenue recognition</b>																
Products and services transferred at a point in time	27,996,142	20,389,396	15,471,328	9,135,406	18,496,784	15,896,325	9,229,866	7,523,941	16,272,697	15,910,856	8,387,293	8,102,954	18,137,623	17,511,972	8,555,027	8,998,203
Products and services transferred over time	-	-	-	-	-	-	-	-	-	-	-	-	-	-	-	-
	27,996,142	20,389,396	15,471,328	9,135,406	18,496,784	15,896,325	9,229,866	7,523,941	16,272,697	15,910,856	8,387,293	8,102,954	18,137,623	17,511,972	8,555,027	8,998,203
<b>Major products / service lines</b>																
Yarn	27,996,142	20,389,396	15,471,328	9,135,406	-	-	-	-	-	-	-	-	-	-	-	-
Grey Cloth	-	-	-	-	18,496,784	15,896,325	9,229,866	7,523,941	-	-	-	-	-	-	-	-
Process Cloth	-	-	-	-	-	-	-	-	16,272,697	15,910,856	8,387,293	8,102,954	-	-	-	-
Made Ups	-	-	-	-	-	-	-	-	-	-	-	-	13,146,176	12,195,941	6,711,358	6,565,001
Garments	-	-	-	-	-	-	-	-	-	-	-	-	4,991,447	5,316,031	1,843,669	2,433,202
Towels and Bath Robes	-	-	-	-	-	-	-	-	-	-	-	-	-	-	-	-
Electricity	27,996,142	20,389,396	15,471,328	9,135,406	18,496,784	15,896,325	9,229,866	7,523,941	16,272,697	15,910,856	8,387,293	8,102,954	18,137,623	17,511,972	8,555,027	8,998,203

Continued on next page

## Selected Notes to the Unconsolidated Condensed Interim Financial Statements

For the half year ended 31 December 2024 (Un-audited)

Description	(Rupees in thousand)											
	Garments			Power Generation			Total - Company					
	Half year ended 31-Dec-24	31-Dec-23	Quarter ended 31-Dec-24	31-Dec-23	Quarter ended 31-Dec-24	31-Dec-23	Half year ended 31-Dec-24	31-Dec-23	Quarter ended 31-Dec-24	31-Dec-23	Quarter ended 31-Dec-23	
<b>Region</b>												
Europe	2,097,765	1,061,715	632,503	385,187	-	-	22,543,536	19,364,355	10,255,321	9,245,528		
America	5,947,693	5,906,977	3,514,241	2,669,670	-	-	10,216,928	9,880,230	5,438,549	4,680,003		
Asia, Africa, Australia	30,953	114,290	20,429	41,825	-	-	15,611,188	17,025,395	8,064,797	8,098,740		
Pakistan	344,642	127,306	112,206	67,003	92,225	52,058	41,044,872	30,701,005	22,212,982	14,908,640		
	8,421,053	7,210,288	4,279,379	3,163,685	92,225	52,058	89,416,524	76,970,895	45,971,649	36,942,911		
<b>Timing of revenue recognition</b>												
Products and services transferred at a point in time	8,421,053	7,210,288	4,279,379	3,163,685	92,225	52,058	18,722	89,416,524	76,970,895	45,971,649	36,942,911	
Products and services transferred over time	-	-	-	-	-	-	-	-	-	-	-	-
	8,421,053	7,210,288	4,279,379	3,163,685	92,225	52,058	18,722	89,416,524	76,970,895	45,971,649	36,942,911	
<b>Major products / service lines</b>												
Yarn	-	-	-	-	-	-	27,995,142	20,389,396	15,471,328	9,135,406		
Grey Cloth	-	-	-	-	-	-	18,496,784	15,886,225	9,229,866	7,523,941		
Process Cloth	-	-	-	-	-	-	16,272,697	15,910,856	8,387,293	8,102,954		
Made Ups	-	-	-	-	-	-	13,146,176	12,195,941	6,711,358	6,655,001		
Garments	8,421,053	7,210,288	4,279,379	3,163,685	-	-	8,421,053	7,210,288	4,279,379	3,163,685		
Towels and Bath Robes	-	-	-	-	-	-	4,991,447	5,316,031	1,843,669	2,433,202		
Electricity	-	-	-	-	92,225	52,058	18,722	92,225	52,058	48,756	18,722	
	8,421,053	7,210,288	4,279,379	3,163,685	92,225	52,058	18,722	89,416,524	76,970,895	45,971,649	36,942,911	

**9.2** Revenue is recognised at point in time as per the terms and conditions of underlying contracts with customers.

	Half year ended		Quarter ended	
	31 December 2024	31 December 2023	31 December 2024	31 December 2023
(Rupees in thousand)				
<b>10 COST OF SALES</b>				
Raw materials consumed	50,697,976	41,180,278	26,295,184	20,370,359
Processing charges	315,517	209,640	180,116	119,497
Salaries, wages and other benefits	7,868,135	6,674,801	3,807,457	3,558,235
Stores, spare parts and loose tools consumed	7,141,466	7,343,125	3,687,360	3,872,379
Packing materials consumed	1,722,141	1,824,501	873,517	953,801
Repair and maintenance	437,973	459,820	242,118	222,184
Fuel and power	10,468,144	10,040,487	5,051,007	5,078,250
Insurance	47,803	43,784	25,007	22,584
Other factory overheads	746,594	723,334	370,705	366,304
Depreciation	1,876,966	1,818,546	961,172	917,435
	81,322,715	70,318,316	41,493,643	35,481,028
Work-in-process:				
Opening stock	10,084,078	7,994,358	9,119,366	7,894,000
Closing stock	(9,921,337)	(9,215,615)	(9,921,337)	(9,215,615)
	162,741	(1,221,257)	(801,971)	(1,321,615)
Cost of goods manufactured	81,485,456	69,097,059	40,691,672	34,159,413
Finished goods:				
Opening stock	10,738,990	10,390,983	12,841,594	10,259,294
Closing stock	(13,354,910)	(11,822,118)	(13,354,910)	(11,822,118)
	(2,615,920)	(1,431,135)	(513,316)	(1,562,824)
	78,869,536	67,665,924	40,178,356	32,596,589

		Half year ended	
		31 December 2024	31 December 2023
<b>11 EARNINGS PER SHARE - BASIC AND DILUTED</b>			
There is no dilutive effect on the basic earnings per share which is based on:			
Profit attributable to ordinary shareholders	(Rupees in thousand)	4,143,351	5,633,456
Weighted average number of ordinary shares	(Numbers)	351,599,848	351,599,848
Earnings per share	(Rupees)	11.78	16.02

## Selected Notes to the Unconsolidated Condensed Interim Financial Statements

For the half year ended 31 December 2024 (Un-audited)

	Note	Half year ended	
		31 December 2024	31 December 2023
		(Rupees in thousand)	
<b>12 CASH USED IN OPERATIONS</b>			
<b>Profit before taxation and levy</b>		6,537,768	8,037,356
<b>Adjustments for non-cash charges and other items:</b>			
Depreciation		1,960,678	1,881,622
Gain on sale of property, plant and equipment		(36,830)	(7,871)
Dividend income		(4,574,395)	(5,458,617)
(Reversal of) / allowance for expected credit losses		(6,239)	1,376
Net exchange gain		(528,573)	(557,651)
Reversal of fair value adjustment on margin against bank guarantee		(27,750)	-
Fair value adjustment on payable to Lars Lauridsen Holding ApS		26,768	-
Interest income on loan to Nishat Linen (Private) Limited - subsidiary company		(505,214)	(1,649,969)
Finance cost		4,571,345	5,085,059
Working capital changes	12.1	(20,173,886)	(15,793,058)
		(12,756,328)	(8,461,753)
<b>12.1 Working capital changes</b>			
(Increase) / decrease in current assets:			
- Stores, spare parts and loose tools		(840,414)	(1,332,732)
- Stock in trade		(19,400,765)	(11,921,346)
- Trade debts		(4,549,662)	(4,168,312)
- Loans and advances		(162,877)	863,596
- Short term deposits and prepayments		(42,209)	(71,710)
- Other receivables		3,573,819	558,780
		(21,422,108)	(16,071,724)
Increase in trade and other payables		1,248,222	278,666
		(20,173,886)	(15,793,058)

### 13 SEGMENT INFORMATION

**13.1** The Company has following reportable business segments. The following summary describes the operation in each of the Company's reportable segments:

Spinning:	Producing different qualities of yarn including dyed yarn and sewing thread using natural and artificial fibers.
Weaving:	Producing different qualities of greige fabric using yarn.
Dyeing:	Producing dyed fabric using different qualities of greige fabric.
Home Textile and Terry:	Manufacturing of home textile articles using processed fabric produced from greige fabric and manufacturing of terry and bath products.
Garments:	Manufacturing of garments using processed fabric.
Power Generation:	Generation and distribution of power using gas, oil, steam, coal, solar and biomass.

Transactions among the business segments are recorded at cost. Inter segment sales and purchases have been eliminated from the total.

## Selected Notes to the Unconsolidated Condensed Interim Financial Statements

For the half year ended 31 December 2024 (Un-audited)

13.2

28

Nishat Mills Limited

	Spinning		Weaving		Dyeing		Home Textile and Terry		Garments		Power Generation		Elimination of inter-segment transactions		Total - Company	
	Half year ended 31 Dec 2024	31 Dec 2023	Half year ended 31 Dec 2024	31 Dec 2023	Half year ended 31 Dec 2024	31 Dec 2023	Half year ended 31 Dec 2024	31 Dec 2023	Half year ended 31 Dec 2024	31 Dec 2023	Half year ended 31 Dec 2024	31 Dec 2023	Half year ended 31 Dec 2024	31 Dec 2023	Half year ended 31 Dec 2024	31 Dec 2023
Revenue from contracts with customers																
External	27,995,142	20,360,336	18,466,764	15,896,263	16,272,697	15,910,856	18,137,623	17,511,972	8,421,053	7,210,288	92,225	32,058			88,416,524	76,970,895
Intersegment	7,238,775	8,864,352	13,030,977	14,363,833	2,025,175	1,762,432	254,885	203,013	3,415	1,652	9,899,578	10,366,827	(55,452,359)	(55,952,298)	-	-
Cost of sales	35,234,917	29,253,748	31,527,351	30,260,268	18,297,872	17,673,308	18,392,508	17,714,985	8,424,468	7,211,970	9,991,803	10,408,885	(32,452,359)	(35,952,298)	88,416,524	76,970,895
Gross profit	(3,161,286)	(6,735,959)	(28,984,715)	(27,814,818)	(17,255,531)	(15,246,930)	(16,162,438)	(16,937,219)	(7,350,071)	(6,431,302)	(9,999,890)	(10,939,315)	32,452,359	35,952,299	(78,869,536)	(67,665,924)
Gross profit	3,583,031	2,518,149	2,602,666	2,445,440	1,062,241	2,423,378	2,220,070	1,127,766	1,066,397	760,668	1,913	9,570	-	-	10,546,988	9,304,971
Distribution cost	(677,968)	(988,975)	(790,890)	(924,687)	(796,954)	(599,081)	(1,260,327)	(1,019,208)	(543,617)	(516,188)	-	-	-	-	(3,999,866)	(2,986,140)
Administrative expenses	(476,121)	(545,003)	(294,503)	(259,647)	(269,430)	(174,243)	(197,320)	(290,107)	(205,548)	(183,806)	(67,364)	(51,099)	-	-	(1,510,286)	(1,283,907)
Administrative expenses	(1,054,029)	(713,979)	(1,075,393)	(784,334)	(1,066,384)	(733,324)	(1,457,647)	(1,309,315)	(749,155)	(679,997)	(87,364)	(51,099)	-	-	(6,469,952)	(4,272,047)
Profit / (loss) before taxation and unallocated income and expenses	2,528,802	1,804,171	1,527,273	1,661,106	(4,046)	1,690,054	775,423	(181,549)	317,232	100,671	(65,451)	(41,529)	-	-	5,077,036	5,032,864
Unallocated income and expenses:																
Other expenses																(128,184)
Other income																6,134,594
Finance cost																(4,571,345)
Profit before taxation and levy																6,537,768
Levy																8,037,356
Profit before taxation																(995,082)
Taxation																5,542,686
Profit after taxation																(1,399,330)
																(1,253,539)
																4,143,351
																5,833,456

(Rupees in thousand)

### 13.3 Reconciliation of reportable segment assets and liabilities

	Spinning		Weaving		Dyeing		Home Textile and Terry		Garments		Power Generation		Total - Company	
	Un-audited 30 Jun 2024	Audited 30 Jun 2024	Un-audited 30 Jun 2024	Audited 30 Jun 2024	Un-audited 30 Jun 2024	Audited 30 Jun 2024	Un-audited 30 Jun 2024	Audited 30 Jun 2024	Un-audited 30 Jun 2024	Audited 30 Jun 2024	Un-audited 30 Jun 2024	Audited 30 Jun 2024	Un-audited 30 Jun 2024	Audited 30 Jun 2024
Total assets for reportable segments	46,652,865	26,938,516	21,183,189	18,395,629	40,102,608	34,547,444	25,136,095	25,166,435	9,201,280	8,511,397	13,042,891	12,956,917	155,318,888	125,615,528
Unallocated assets:														
Long term investments														74,708,413
Other receivables														8,113,255
Cash and bank balances														3,180,239
Other corporate assets														9,392,705
Total assets as per unconsolidated condensed interim statement of financial position	4,023,794	2,857,787	3,246,778	2,788,141	1,970,455	2,145,881	1,906,577	2,109,169	1,313,854	960,786	1,740,477	1,933,717	14,201,935	12,776,481
Total liabilities for reportable segments														
Unallocated liabilities:														
Deferred liabilities														6,737,256
Other corporate liabilities														104,071,264
Total liabilities as per unconsolidated condensed interim statement of financial position														126,010,455

(Rupees in thousand)

**14 RECOGNIZED FAIR VALUE MEASUREMENTS - FINANCIAL INSTRUMENTS****i) Fair value hierarchy**

Judgements and estimates are made in determining the fair values of the financial instruments that are recognized and measured at fair value in these unconsolidated condensed interim financial statements. To provide an indication about the reliability of the inputs used in determining fair value, the Company has classified its financial instruments into the following three levels. An explanation of each level follows underneath the table.

**Recurring fair value measurements  
At 31 December 2024 - Un-audited****Level 1****Level 2****Level 3****Total****(Rupees in thousand)**

<b>Financial assets</b>				
Fair value through other comprehensive income	57,415,458	-	10,746,212	68,161,670
Derivative financial assets	-	39,724	-	39,724
<b>Total financial assets</b>	<b>57,415,458</b>	<b>39,724</b>	<b>10,746,212</b>	<b>68,201,394</b>
<b>Financial liabilities</b>				
Derivative financial liabilities	-	2,255	-	2,255
<b>Total financial liabilities</b>	<b>-</b>	<b>2,255</b>	<b>-</b>	<b>2,255</b>

**Recurring fair value measurements  
At 30 June 2024 - Audited****Level 1****Level 2****Level 3****Total****(Rupees in thousand)**

<b>Financial assets</b>				
Fair value through other comprehensive income	48,460,379	-	10,128,247	58,588,626
Derivative financial assets	-	44,256	-	44,256
<b>Total financial assets</b>	<b>48,460,379</b>	<b>44,256</b>	<b>10,128,247</b>	<b>58,632,882</b>
<b>Financial liabilities</b>				
Derivative financial liabilities	-	19,392	-	19,392
<b>Total financial liabilities</b>	<b>-</b>	<b>19,392</b>	<b>-</b>	<b>19,392</b>

The above table does not include fair value information for financial assets and financial liabilities not measured at fair value if the carrying amounts are a reasonable approximation of fair value. Due to short term nature, carrying amounts of certain financial assets and financial liabilities are considered to be the same as their fair value. For the majority of the non-current receivables, the fair values are also not significantly different to their carrying amounts.

There were no transfers between levels 1 and 2 for recurring fair value measurements during the half year ended 31 December 2024. Further there was no transfer out of level 3 measurements.

The Company's policy is to recognize transfers into and transfers out of fair value hierarchy levels as at the end of the reporting period.

**Level 1:** The fair value of financial instruments traded in active markets (such as publicly traded derivatives, and trading and equity securities) is based on quoted market prices at the end of the reporting period. The quoted market price used for financial assets held by the Company is the current bid price. These instruments are included in level 1.

**Level 2:** The fair value of financial instruments that are not traded in an active market (for example, over-the-counter derivatives) is determined using valuation techniques which maximize the use of observable market data and rely as little as possible on entity-specific estimates. If all significant inputs required to fair value an instrument are observable, the instrument is included in level 2.

**Level 3:** If one or more of the significant inputs is not based on observable market data, the instrument is included in level 3. This is the case for unlisted equity securities.

## Selected Notes to the Unconsolidated Condensed Interim Financial Statements

### For the half year ended 31 December 2024 (Un-audited)

#### ii) Valuation techniques used to determine fair values

Specific valuation techniques used to value financial instruments include the use of quoted market prices or dealer quotes for similar instruments and the fair value of the remaining financial instruments is determined using discounted cash flow analysis.

#### iii) Fair value measurements using significant unobservable inputs (level 3)

The following table presents the changes in level 3 items for the year ended 30 June 2024 and for the period ended 31 December 2024:

	Unlisted equity securities (Rupees in thousand)
<b>Balance as on 30 June 2023 - Audited</b>	8,321,102
Add: Investment made during the period	586,900
Less: Fair Value adjustment recognized in other comprehensive income	(229,359)
<b>Balance as on 31 December 2023 - Un-audited</b>	8,678,643
Add: Investment made during the period	528,526
Less: Investment buy back during the period	(30,000)
Add: Fair Value adjustment recognized in other comprehensive income	951,078
<b>Balance as on 30 June 2024 - Audited</b>	10,128,247
Add: Investment made during the period	557,346
Less: Investment buy back during the period	(28,500)
Add: Fair Value adjustment recognized in other comprehensive income	89,119
<b>Balance as on 31 December 2024 - Un-audited</b>	10,746,212

#### iv) Valuation inputs and relationships to fair value

The following table summarizes the quantitative information about the significant unobservable inputs used in level 3 fair value measurements.

Description	Fair value at		Unobservable inputs	Range of inputs (probability-weighted average)	Relationship of unobservable inputs to fair value
	Un-Audited	Audited			
	31 December 2024	30 June 2024		31 December 2024	
(Rupees in thousand)					
Fair value through other comprehensive income					
Nishat Packaging Limited (Formerly: Nishat Paper Products Company Limited)	117,622	117,622	Terminal growth factor	2.00%	Increase / decrease in terminal growth factor by 1% and decrease / increase in discount rate by 1% would increase / decrease fair value by Rupees +26.642 million / -20.709 million.
			Risk adjusted discount rate	17.59%	
Nishat Dairy (Private) Limited	549,081	577,980	Terminal growth factor	2.00%	Increase / decrease in terminal growth factor by 1% and decrease / increase in discount rate by 1% would increase / decrease fair value by Rupees +46.569 million / -38.447 million.
			Risk adjusted discount rate	21.35%	
Security General Insurance Company Limited	355,567	355,567	Terminal growth factor	2.00%	Increase / decrease in terminal growth factor by 1% and decrease / increase in discount rate by 1% would increase / decrease fair value by Rupees +33.440 million / -26.384 million.
			Risk adjusted discount rate	17.78%	
Nishat Hotels and Properties Limited	1,814,301	1,422,720	Terminal growth factor	2.00%	Increase / decrease in terminal growth factor by 1% and decrease / increase in discount rate by 1% would increase / decrease fair value by Rupees +304.974 million / -233.912 million.
			Risk adjusted discount rate	16.36%	
Hyundai Nishat Motor (Private) Limited	4,096,345	4,406,212	Terminal growth factor	2.00%	Increase / decrease in terminal growth factor by 1% and decrease / increase in discount rate by 1% would increase / decrease fair value by Rupees +413.156 million / -328.647 million.
			Risk adjusted discount rate	17.59%	
Nishat Sutas Dairy Limited	3,813,296	3,248,146	Terminal growth factor	2.00%	Increase / decrease in terminal growth factor by 1% and decrease / increase in discount rate by 1% would increase / decrease fair value by Rupees +680.677 million / -541.533 million.
			Risk adjusted discount rate	18.66%	
	<u>10,746,212</u>	<u>10,128,247</u>			

There were no significant inter-relationships between unobservable inputs that materially affect fair values.

### Valuation processes

Independent valuer performs the valuations of non-property items required for financial reporting purposes, including level 3 fair values. The independent valuer reports directly to the Chief Financial Officer. Discussions of valuation processes and results are held between the Chief Financial Officer and the valuation team at least once in every six months.

The main level 3 inputs used by the Company are derived and evaluated as follows:

Discount rates for financial instruments are determined using a capital asset pricing model to calculate a rate that reflects current market assessments of the time value of money and the risk specific to the asset.

Earnings growth factor for unlisted equity securities are estimated based on market information for similar types of companies.

Changes in level 2 and 3 fair values are analyzed at the end of half yearly reporting period during the valuation discussion between the Chief Financial Officer and the independent valuer. As part of this discussion the independent valuer presents a report that explains the reason for the fair value movements.

## 15 TRANSACTIONS WITH RELATED PARTIES

The related parties comprise subsidiary companies, associated undertakings, other related parties, post employment benefit plan and key management personnel. The Company in the normal course of business carries out transactions with various related parties. Detail of transactions with related parties are as follows:

### i) Transactions

	Half year ended		Quarter ended	
	31 December 2024	31 December 2023	31 December 2024	31 December 2023
	(Rupees in thousand)			
<b>Subsidiary companies</b>				
Investment made	24,169	2,989,321	-	-
Dividend income	1,564,431	619,979	1,564,431	619,979
Short term loan given	23,148,641	25,413,033	11,567,880	12,533,520
Repayment of short term loan	23,878,655	27,303,956	10,346,488	12,300,642
Interest income	505,214	1,649,969	234,497	754,990
Rental income	51,383	49,875	24,187	25,157
Sale of goods and services	5,806,104	5,575,112	3,065,513	3,097,582
Purchase of goods and services	963,258	537,319	397,391	322,938
<b>Associated companies</b>				
Investment made	936,302	586,900	629,155	586,900
Buy back of investment	28,500	-	-	-
Purchase of goods and services	1,967,112	12,914	1,954,847	6,664
Sale of goods and services	59,186	8,373	35,086	221
Purchase of operating fixed assets	61,409	39,876	7,480	14,526
Rental income	5,183	4,035	2,297	2,018
Dividend income	2,999,420	4,829,971	1,524,368	791,684
Dividend paid	95,098	154,265	95,098	154,265
Insurance premium paid	219,533	139,305	93,981	82,310
Insurance claims received	94,881	36,383	58,691	17,424
Interest income	6,518	11,732	5,979	5
Finance cost	92,557	47,133	70,878	22,342
<b>Other related parties</b>				
Company's contribution to provident fund trust	308,249	258,810	162,700	147,287
Remuneration paid to Chief Executive Officer and Executives	1,400,139	1,142,213	868,705	707,477
Dividend paid	266,003	443,338	266,003	443,338

## Selected Notes to the Unconsolidated Condensed Interim Financial Statements

For the half year ended 31 December 2024 (Un-audited)

### ii) Period end balances

	As at 31 December 2024			Total
	Subsidiary companies	Associated companies	Other related parties	
(Rupees in thousand)				
Trade and other payables	72,673	1,819,883	-	1,892,556
Accrued markup	-	60,766	-	60,766
Short term borrowings	-	5,319,561	-	5,319,561
Property, plant and equipment	-	7,480	-	7,480
Long term loans	-	-	261,572	261,572
Trade debts	1,186,917	23,785	-	1,210,702
Loans and advances	6,569,959	119,789	87,259	6,777,007
Accrued interest	157,764	5,977	-	163,741
Cash and bank balances	-	1,888,243	14,629	1,902,872

	As at 30 June 2024 (Audited)			Total
	Subsidiary companies	Associated companies	Other related parties	
(Rupees in thousand)				
Trade and other payables	153,087	116,788	-	269,875
Accrued markup	-	8,682	-	8,682
Short term borrowings	-	2,677,786	-	2,677,786
Property, plant and equipment	-	19,672	-	19,672
Long term loans	-	-	281,286	281,286
Trade debts	1,034,299	5,854	-	1,040,153
Loans and advances	7,289,838	-	113,600	7,403,438
Accrued interest	119,640	-	-	119,640
Cash and bank balances	-	784,061	334,289	1,118,350

## 16 FINANCIAL RISK MANAGEMENT

The Company's financial risk management objectives and policies are consistent with those disclosed in the preceding audited annual published financial statements of the Company for the year ended 30 June 2024.

## 17 DATE OF AUTHORIZATION FOR ISSUE

These unconsolidated condensed interim financial statements were approved by the Board of Directors and authorized for issue on 28 February 2025.

**18 CORRESPONDING FIGURES**

In order to comply with the requirements of International Accounting Standard (IAS) 34 "Interim Financial Reporting", the unconsolidated condensed interim financial position and unconsolidated condensed interim statement of changes in equity have been compared with the balances of annual audited financial statements of preceding financial year, whereas, the unconsolidated condensed interim statement of profit or loss, unconsolidated condensed interim statement of comprehensive income and unconsolidated condensed interim statement of cash flows have been compared with the balances of comparable period of immediately preceding financial year.

Corresponding figures have been re-arranged, wherever necessary, for the purpose of comparison. However, no significant re-arrangements have been made.

**19 GENERAL**

Figures have been rounded off to the nearest thousand of Rupees unless otherwise stated.



CHIEF EXECUTIVE OFFICER



DIRECTOR



CHIEF FINANCIAL OFFICER



Consolidated Condensed Interim  
Financial Statements of

# **Nishat Mills Limited and its Subsidiaries**

For the half year ended 31 December 2024



**Consolidated Condensed Interim Statement of Financial Position**

As at 31 December 2024

	Note	Un-audited 31 December 2024 (Rupees in thousand)	Audited 30 June 2024
<b>EQUITY AND LIABILITIES</b>			
<b>SHARE CAPITAL AND RESERVES</b>			
<b>Authorized share capital</b>			
1,100,000,000 (30 June 2024: 1,100,000,000) ordinary shares of Rupees 10 each		11,000,000	11,000,000
<b>Issued, subscribed and paid-up share capital</b>			
351,599,848 (30 June 2024: 351,599,848) ordinary shares of Rupees 10 each		3,515,999	3,515,999
<b>Reserves</b>		142,451,262	138,353,201
<b>Equity attributable to equity holders of the Holding Company</b>		145,967,261	141,869,200
<b>Non-controlling interest</b>		13,411,459	15,978,611
<b>Total equity</b>		159,378,720	157,847,811
<b>LIABILITIES</b>			
<b>NON-CURRENT LIABILITIES</b>			
Long term financing- secured	6	22,007,231	23,682,746
Lease liabilities		1,314,956	1,583,612
Security deposits		326,610	288,360
Retirement benefit obligation		66,543	61,630
Deferred liabilities		8,749,299	6,900,539
		32,464,639	32,516,887
<b>CURRENT LIABILITIES</b>			
Trade and other payables		21,452,088	19,827,841
Accrued mark-up		1,275,146	1,529,600
Short term borrowings		71,963,188	53,676,569
Current portion of non-current liabilities		5,420,197	5,399,404
Unclaimed dividend		150,168	142,551
Provision for taxation and levy - net		2,848,436	2,765,693
		103,109,223	83,341,658
<b>TOTAL LIABILITIES</b>		135,573,862	115,858,545
<b>CONTINGENCIES AND COMMITMENTS</b>			
	7		
<b>TOTAL EQUITY AND LIABILITIES</b>		294,952,582	273,706,356

The annexed notes form an integral part of these consolidated condensed interim financial statements.



CHIEF EXECUTIVE OFFICER

	Note	Un-audited 31 December 2024 (Rupees in thousand)	Audited 30 June 2024
<b>ASSETS</b>			
<b>NON-CURRENT ASSETS</b>			
Property, plant and equipment	8	75,083,658	71,700,074
Intangible Assets		701,816	677,647
Right-of-use assets		1,731,713	2,069,327
Long term investments		76,785,662	70,842,826
Long term loans		504,497	484,723
Long term deposits		576,553	625,535
		155,383,899	146,400,132
<b>CURRENT ASSETS</b>			
Stores, spare parts and loose tools		7,924,861	7,003,908
Stock-in-trade		70,044,436	51,724,654
Trade debts		34,993,128	38,376,196
Loans and advances		1,120,821	816,688
Short term deposits and prepayments		870,350	818,434
Other receivables		9,307,190	13,079,543
Accrued interest		72,888	40,879
Short term investments		9,585,361	4,264,954
Cash and bank balances		5,649,648	11,180,968
		139,568,683	127,306,224
<b>TOTAL ASSETS</b>		294,952,582	273,706,356

*Said Fazal*

DIRECTOR



CHIEF FINANCIAL OFFICER

**Consolidated Condensed Interim Statement of Profit or Loss**


For the half year ended 31 December 2024 (Un-audited)

	Note	Half year ended		Quarter ended	
		31 December	31 December	31 December	31 December
		2024	2023	2024	2023
		(Rupees in thousand)			
REVENUE	9	104,657,238	102,842,669	51,504,590	46,421,526
COST OF SALES	10	(88,025,031)	(86,152,063)	(43,164,733)	(38,666,568)
GROSS PROFIT		16,632,207	16,690,606	8,339,857	7,754,958
DISTRIBUTION COST		(6,728,087)	(5,679,164)	(3,330,755)	(3,063,731)
ADMINISTRATIVE EXPENSES		(2,333,313)	(2,035,512)	(1,221,871)	(1,050,860)
OTHER EXPENSES	11	(4,918,151)	(126,380)	(4,905,059)	(26,061)
		(13,979,551)	(7,841,056)	(9,457,685)	(4,140,652)
		2,652,656	8,849,550	(1,117,828)	3,614,306
OTHER INCOME		3,626,637	2,984,149	1,663,469	1,445,774
PROFIT FROM OPERATIONS		6,279,293	11,833,699	545,641	5,060,080
FINANCE COST		(4,866,864)	(5,347,372)	(2,024,816)	(2,841,969)
		1,412,429	6,486,327	(1,479,175)	2,218,111
SHARE OF NET PROFIT / (LOSS) OF ASSOCIATES ACCOUNTED FOR USING THE EQUITY METHOD		(129,181)	1,669,354	(1,341,273)	614,410
PROFIT / (LOSS) BEFORE TAXATION AND LEVY		1,283,248	8,155,681	(2,820,448)	2,832,521
LEVY		(1,260,792)	(1,739,547)	(741,773)	(1,021,711)
PROFIT / (LOSS) BEFORE TAXATION		22,456	6,416,134	(3,562,221)	1,810,810
TAXATION		(2,164,276)	(458,775)	(1,725,582)	(87,795)
<b>PROFIT / (LOSS) AFTER TAXATION</b>		<b>(2,141,820)</b>	<b>5,957,359</b>	<b>(5,287,803)</b>	<b>1,723,015</b>
SHARE OF PROFIT / (LOSS) ATTRIBUTABLE TO: EQUITY HOLDERS OF HOLDING COMPANY		(788,857)	4,822,480	(3,125,090)	1,302,508
NON-CONTROLLING INTEREST		(1,352,963)	1,134,879	(2,162,713)	420,507
		(2,141,820)	5,957,359	(5,287,803)	1,723,015
<b>EARNINGS / (LOSS) PER SHARE - BASIC AND DILUTED (RUPEES)</b>	12	<b>(2.24)</b>	<b>13.72</b>	<b>(8.89)</b>	<b>3.70</b>

The annexed notes form an integral part of these consolidated condensed interim financial statements.



CHIEF EXECUTIVE OFFICER



DIRECTOR



CHIEF FINANCIAL OFFICER

**Consolidated Condensed Interim Statement of Comprehensive Income**

For the half year ended 31 December 2024 (Un-audited)

	Half year ended		Quarter ended	
	31 December 2024	31 December 2023	31 December 2024	31 December 2023
	(Rupees in thousand)			
<b>PROFIT / (LOSS) AFTER TAXATION</b>	(2,141,820)	5,957,359	(5,287,803)	1,723,015
<b>OTHER COMPREHENSIVE INCOME / (LOSS)</b>				
Items that will not be reclassified to profit or loss:				
Remeasurement of retirement benefits of associates - net of tax	(1,808)	(295)	(1,808)	(295)
Fair value adjustment arising on remeasurement of investments at fair value through other comprehensive income	4,487,203	6,059,025	3,386,337	4,473,248
Share of fair value adjustment on remeasurement of investments at fair value through other comprehensive income of associates - net of tax	2,344,711	2,567,795	1,988,741	1,880,811
Deferred income tax relating to investments at fair value through other comprehensive income	(898,909)	(802,550)	(781,822)	(576,491)
	5,931,197	7,823,975	4,591,448	5,777,273
Items that may be reclassified subsequently to profit or loss:				
Exchange differences on translating foreign operations	10,521	(50,380)	(22,004)	(36,203)
Other comprehensive income for the period - net of tax	5,941,718	7,773,595	4,569,444	5,741,070
<b>TOTAL COMPREHENSIVE INCOME / (LOSS) FOR THE PERIOD</b>	3,799,898	13,730,954	(718,359)	7,464,085
<b>SHARE OF TOTAL COMPREHENSIVE INCOME / (LOSS) ATTRIBUTABLE TO:</b>				
Equity holders of holding company	5,152,861	12,596,075	1,444,354	7,043,578
Non-controlling interest	(1,352,963)	1,134,879	(2,162,713)	420,507
	3,799,898	13,730,954	(718,359)	7,464,085

The annexed notes form an integral part of these consolidated condensed interim financial statements.



CHIEF EXECUTIVE OFFICER



DIRECTOR



CHIEF FINANCIAL OFFICER

## Consolidated Condensed Interim Statement of Changes in Equity

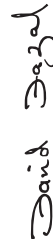
For the half year ended 31 December 2024 (Un-audited)

	Attributable to Equity Holders of the Holding Company											Non-controlling Interest	Total Equity			
	Capital Reserves			Revenue Reserves				Total Reserves		Shareholders' Equity						
	Share Capital	Premium on Issue of Right Shares	Fair Value Reserve (FVOCI) Investments	Exchange Translation Reserve	Statutory Reserve	Capital Redemption Reserve Fund	Maintenance Reserve	Overhauling Reserve	Sub Total	General Reserve				Unappropriated Profit / (Loss)	Sub Total	
	3,515,999	5,499,530	1,306,117	726,591	13,424	111,002	1,344,863	-	9,01,527	97,449,214	11,580,332	109,009,546	118,011,073	121,527,072	14,639,269	136,166,341
<b>Balance as at 30 June 2023 - (Audited)</b>																
Transaction with owners - Dividend relating to year 2023 paid to non-controlling interest																
Transaction with owners - Final dividend for the year ended 30 June 2023 @ Rupees 5.00 per share Transferred to general reserve																
Profit for the period																
Other comprehensive income / (loss) for the period																
Total comprehensive income / (loss) for the period																
Transfer of Maintenance Reserve																
<b>Balance as at 31 December 2023 - (Un-audited)</b>	3,515,999	5,499,530	9,130,387	676,211	13,424	111,002	1,155,707	-	16,586,261	107,251,214	5,011,674	112,262,888	128,849,149	132,365,148	15,253,781	147,618,929
Transfer of maintenance reserve																
Transferred to statutory reserve																
Transaction with owners - Dividend relating to year 2023 paid to non-controlling interest																
Profit for the period																
Other comprehensive income / (loss) for the period																
Total comprehensive income / (loss) for the period																
<b>Balance as at 30 June 2024 - (Audited)</b>	3,515,999	5,499,530	15,590,436	682,364	14,443	111,002	1,078,330	-	22,956,705	107,251,214	8,145,282	115,398,496	139,353,201	141,869,200	13,978,611	157,847,811
Transaction with owners - Final dividend for the year ended 30 June 2024 @ Rupees 3.00 per share Transferred to general reserve																
Transfer of maintenance reserve																
Extinguishment of maintenance reserve for the purpose of creating the overhauling reserve pursuant to the Amendment Agreement																
Transfer to overhauling reserve																
Transaction with owners - Dividend relating to year 2024 and year 2025 paid to non-controlling interest																
Profit / (Loss) for the period																
Other comprehensive income / (Loss) for the period																
Total comprehensive income / (Loss) for the period																
<b>Balance as at 31 December 2024 - (Un-audited)</b>	3,515,999	5,499,530	21,521,633	673,465	14,443	111,002	-	1,732,541	29,552,634	112,608,673	289,995	112,898,628	142,451,282	145,367,261	13,411,459	159,278,720

The annexed notes form an integral part of these consolidated condensed interim financial statements.



CHIEF EXECUTIVE OFFICER



DIRECTOR



CHIEF FINANCIAL OFFICER

**Consolidated Condensed Interim Statement of Cash Flows**

For the half year ended 31 December 2024 (Un-audited)

	Note	Half year ended 31 December 2024	31 December 2023
(Rupees in thousand)			
<b>CASH FLOWS FROM OPERATING ACTIVITIES</b>			
<b>Cash used in operations</b>	13	(5,314,463)	(5,363,921)
Finance cost paid		(5,094,550)	(4,683,293)
Income tax paid		(2,279,133)	(1,629,867)
Long term security deposits - net		38,250	8,350
Exchange gain on forward exchange contracts received		181,689	144,985
Net increase in retirement benefit obligation		4,036	332
Net increase in long term loans		(13,658)	(16,555)
Net decrease / (increase) in long term deposits		265,472	(20,389)
<b>Net cash used in operating activities</b>		(12,212,357)	(11,560,358)
<b>CASH FLOWS FROM INVESTING ACTIVITIES</b>			
Capital expenditure on property, plant and equipment		(5,897,806)	(8,698,262)
Proceeds from sale of property, plant and equipment		74,635	73,119
Dividends received		3,009,964	4,838,637
Loans and advances to associated company		-	(25,280)
Repayment of loan by associated company		8,000	-
Interest received		221,319	365,870
Proceeds from sale of investments		15,120,744	151,507,427
Investments made		(20,293,763)	(157,039,774)
<b>Net cash used in investing activities</b>		(7,756,907)	(8,978,263)
<b>CASH FLOWS FROM FINANCING ACTIVITIES</b>			
Proceeds from long term financing		-	9,239,145
Repayment of long term financing		(1,354,560)	(1,443,423)
Repayment of lease liabilities		(532,185)	(482,846)
Exchange differences on translation of net investments in foreign subsidiaries		10,521	(50,380)
Short term borrowings - net		18,572,827	13,977,467
Dividend paid		(2,261,372)	(2,268,443)
<b>Net cash from financing activities</b>		14,435,231	18,971,520
<b>Net decrease in cash and cash equivalents</b>		(5,534,033)	(1,567,101)
<b>Net foreign exchange difference on translating cash and bank balances</b>		2,713	(32,704)
<b>Cash and cash equivalents at the beginning of the period</b>		11,180,968	9,159,628
<b>Cash and cash equivalents at the end of the period</b>		5,649,648	7,559,823

The annexed notes form an integral part of these consolidated condensed interim financial statements.



CHIEF EXECUTIVE OFFICER



DIRECTOR



CHIEF FINANCIAL OFFICER

## Selected Notes to the Consolidated Condensed Interim Financial Statements

For the half year ended 31 December 2024 (Un-audited)

### 1 THE GROUP AND ITS OPERATIONS

The Group consists of:

#### Holding Company

- Nishat Mills Limited

#### Subsidiary Companies

-Nishat Power Limited  
-Nishat Linen (Private) Limited  
-Nishat Hospitality (Private) Limited  
-Nishat USA, Inc.  
-Nishat Linen Trading LLC  
-Nishat International FZE  
-China Guangzhou Nishat Global Co., Ltd.  
-Nishat UK (Private) Limited  
-Nishat Commodities (Private) Limited  
-Wernerfelt A/S  
-Wernerfelt Sverige AB

#### NISHAT MILLS LIMITED

Nishat Mills Limited is a public limited Company incorporated in Pakistan under the repealed Companies Act, 1913 (Now Companies Act, 2017) and listed on Pakistan Stock Exchange Limited. Its registered office is situated at 53-A, Lawrence Road, Lahore. The Company is engaged in the business of textile manufacturing and of spinning, combing, weaving, bleaching, dyeing, printing, stitching, apparel, buying, selling and otherwise dealing in yarn, linen, cloth and other goods and fabrics made from raw cotton, synthetic fibre and cloth and to generate, accumulate, distribute, supply and sell electricity.

#### NISHAT POWER LIMITED

Nishat Power Limited is a public limited Company incorporated in Pakistan under the Companies Ordinance, 1984 (Now Companies Act, 2017) and listed on Pakistan Stock Exchange Limited. The Company is a subsidiary of Nishat Mills Limited. The principal activity of the Company is to build, own, operate and maintain a fuel fired power station having gross capacity of 200 MW ISO in Jamber Kalan, Tehsil Pattoki, District Kasur, Punjab, Pakistan. Its registered office is situated at 53-A, Lawrence Road, Lahore. Ownership interest held by non-controlling interests in Nishat Power Limited is 48.99% (30 June 2024: 48.99%).

The Subsidiary Company had a Power Purchase Agreement ('PPA') with its sole customer, National Transmission and Despatch Company Limited ('NTDC') for twenty five years which commenced from 09 June 2010. On 12 February 2021, the Subsidiary Company entered into a Novation Agreement to the PPA with NTDC and Central Power Purchasing Agency (Guarantee) Limited ('CPPA-G' and also referred to as the 'Power Purchaser'), whereby, NTDC irrevocably transferred all of its rights, obligations and liabilities under the PPA to CPPA-G and thereafter, NTDC ceased to be a party to the PPA, and CPPA-G became a party to the PPA in place of NTDC. Further, on the same day, the Subsidiary Company entered into the PPA Amendment Agreement, whereby the Agreement Year that

was ending on 08 June 2021 was extended by sixty eight (68) days to 15 August 2021.

During the half year ended 31 December 2024, Prime Minister of Pakistan constituted a Task Force to amend the Power Purchase Agreement, Implementation Agreement and to revise tariff of the Subsidiary Company. After several rounds of discussions with the Task Force, the Subsidiary Company consented to amend the Power Purchase Agreement, Implementation Agreement and to convert the existing tariff to 'Hybrid Take and Pay' model as proposed by the Task Force. On 04 December 2024, Board of Directors of the Subsidiary Company approved the execution of the Amendment Agreement with the Government of Pakistan ('GoP') and the Power Purchaser to implement the proposed amendments with effect from 01 November 2024. As a result, following significant amendments in Power Purchase Agreement and Implementation Agreement have been agreed and taken place:

- Quarterly indexation for local fixed O&M and local variable O&M has been revised which shall be lower of 5% per annum or actual average National Consumer Price Index ('NCPI') for the preceding twelve months. Whereas, existing indexation mechanism for foreign fixed O&M and foreign variable O&M shall continue provided that PKR/USD depreciation will be allowed for up to 70% of the actual annual depreciation. Whereas the benefit of appreciation in PKR/USD, shall be passed on to the Power Purchaser on 100% basis;
- The cost of the working capital component has been rebased and revised working capital components shall be indexed at KIBOR + 1% in future;
- Return on Equity and Return on Equity during construction, tariff component has been revised to be paid in a 'Hybrid Take and Pay' model;
- Insurance component of CPP has been capped at 0.9% of allowed EPC cost as per existing mechanism;
- The Subsidiary Company has agreed to waive off delayed payment mark-up invoices and delayed payment markup accrued with respect to payments that have been made by the Power Purchaser upto 31 October 2024; (Note 11.1)
- Rate of markup on delayed payments by the Power Purchaser has been reduced to 3 months KIBOR + 1%;
- Power Purchaser shall pay Rupees 9,632.682 million payable as on 31 October 2024 to the Subsidiary Company as full and final settlement of all past payables and claims within 90 days from the date of approval by the Cabinet;
- Annual estimated O&M costs for reserve established for all overhauls shall be recognized in the financial statements;
- GoP shall unconditionally and irrevocably withdraw and extinguish all claims against the Subsidiary Company under the Arbitration Submission Agreement as more fully explained in note 7(a)(xxv) to these consolidated condensed interim financial statements;
- LCIA Arbitration clause in PPA has been substituted with the Arbitration under local laws with the venue of Arbitration to be Islamabad;

## **Selected Notes to the Consolidated Condensed Interim Financial Statements**

For the half year ended 31 December 2024 (Un-audited)

- Fuel savings and O&M savings as mutually agreed, shall be shared with the Power Purchaser under the Amendment Agreement.

During the half year ended 31 December 2024, the Parties have started complying with the conditions stipulated in the above-mentioned Amendment Agreement. Subsequent to the reporting period, the Amendment Agreement has formally been executed.

The management of the Subsidiary company has also assessed the accounting implications of the abovementioned developments in relation to the impairment of Cash Generating Unit (“CGU”) comprising of tangible assets under IAS 36 ‘Impairment of Assets’. However, according to the Subsidiary Company management’s assessment, there is no impact on these consolidated condensed interim financial statements.

### **NISHAT LINEN (PRIVATE) LIMITED**

Nishat Linen (Private) Limited, a wholly owned subsidiary of Nishat Mills Limited, is a private limited company incorporated in Pakistan under the repealed Companies Ordinance, 1984 (Now Companies Act, 2017) on 15 March 2011. The registered office of Nishat Linen (Private) Limited is situated at 7- Main, Gulberg Lahore. The principal objects of the Company are to operate retail outlets for sale of textile and other products and to sell the textile products by processing the textile goods in own and outside manufacturing facility.

### **NISHAT HOSPITALITY (PRIVATE) LIMITED**

Nishat Hospitality (Private) Limited, a wholly owned subsidiary of Nishat Mills Limited, is a private limited company incorporated in Pakistan under the repealed Companies Ordinance, 1984 (Now Companies Act, 2017) on 01 July 2011. The registered office of Nishat Hospitality (Private) Limited is situated at 1-B Aziz Avenue, Canal Bank, Gulberg-V, Lahore. The principal business place of the Company is situated at 9-A, Mian Mehmood Ali Kasuri Road, Gulberg-III, Lahore. The principal activity of the Company is to carry on the business of hotels, cafes, restaurants and lodging or apartment houses, bakers and confectioners in Pakistan and outside Pakistan. Nishat Mills Limited - Holding Company has entered into agreement with Nishat Hotels and Properties Limited - Associated Company for sale of 100% investment in Nishat Hospitality (Private) Limited - Subsidiary Company. The aforesaid sale of investment has been approved by Board of Directors of the Holding Company in its meeting held on 27 September 2024 and has also been approved by shareholders of the Holding Company at their meeting held on 28 October 2024.

### **NISHAT USA, INC.**

Nishat USA, Inc. is a foreign subsidiary incorporated under the Business Corporation Laws of the State of New York. The registered office of Nishat USA, Inc. is situated at 230 5th Avenue, Suite 600, New York, NY 10001, U.S.A. The principal business of the Company is to provide marketing services to Nishat Mills Limited - Holding Company and sale of textile and related products in entire USA through USA based E-commerce platform, managing fulfilling center, and retail operations. Nishat Mills Limited acquired 100% shareholding of Nishat USA, Inc. on 01 October 2008.

### **NISHAT LINEN TRADING LLC**

Nishat Linen Trading LLC is a limited liability company formed in pursuance to statutory provisions of the United Arab Emirates (UAE) Federal Law No. (8) of 1984 as amended and registered with the

Department of Economic Development, Government of Dubai. Nishat Linen Trading LLC is a subsidiary of Nishat Mills Limited as Nishat Mills Limited, through the powers given to it under Article 11 of the Memorandum of Association, exercise full control on the management of Nishat Linen Trading LLC. Date of incorporation of the Company was 29 December 2010. The registered office of Nishat Linen Trading LLC is situated at P.O. Box 28189 Dubai, UAE. The principal business of Nishat Linen Trading LLC is to operate retail outlets in UAE for sale of textile and related products. The registered address of Nishat Linen Trading LLC in U.A.E. is located at Shop No. SC 128, Dubai Festival City, P.O. Box 28189 Dubai, United Arab Emirates.

#### **NISHAT INTERNATIONAL FZE**

Nishat International FZE is incorporated as free zone establishment with limited liability in accordance with the Law No. 9 of 1992 and licensed by the Registrar of Jebel Ali Free Zone Authority. Nishat International FZE is a wholly owned subsidiary of Nishat Mills Limited. Date of incorporation of the Company was 07 February 2013. The registered office of Nishat International FZE is situated at P.O. Box 114622, Jebel Ali Free Zone, Dubai. The principal business of the Company is trading in textile and related products.

#### **CHINA GUANGZHOU NISHAT GLOBAL CO., LTD.**

China Guangzhou Nishat Global Co., Ltd. is a Company incorporated in People's Republic of China on 25 November 2013. It is a wholly owned subsidiary of Nishat International FZE which is a wholly owned subsidiary of Nishat Mills Limited. The primary function of China Guangzhou Nishat Global Co., Ltd. is to competitively source products for the retail outlets operated by Group companies in Pakistan and the UAE. The registered office of Nishat Global China Company Limited is situated at N801, No. 371-375 East Huanshi Road, Yuexiu District, Guangzhou City, China.

#### **NISHAT UK (PRIVATE) LIMITED**

Nishat UK (Private) Limited is a private limited company incorporated in England and Wales on 15 October 2024. It is a wholly owned subsidiary of Nishat International FZE which is a wholly owned subsidiary of Nishat Mills Limited. The primary function of Nishat UK (Private) Limited is sale of textile and related products in England and Wales through UK based E-commerce platform, managing fulfilling center, and retail operations. The registered office of Nishat UK (Private) Limited is situated at 19 Pavement Square, Croydon, England, CR0 6TL.

#### **NISHAT COMMODITIES (PRIVATE) LIMITED**

Nishat Commodities (Private) Limited is a private limited Company incorporated in Pakistan on 16 July 2015 under the repealed Companies Ordinance, 1984 (Now Companies Act, 2017). It is a wholly owned subsidiary of Nishat Mills Limited. Its registered office is situated at 53-A, Lawrence Road, Lahore. The principal object of the Company is to carry on the business of trading of commodities including fuels, coals, building material in any form or shape manufactured, semi-manufactured, raw materials and their import and sale in Pakistan.

#### **WERNERFELT A/S**

Wernerfelt A/S is a public limited company incorporated and existing under the laws of Denmark, having its principal place of business at Energivej 10, 8500 Grenaa, Denmark. Authorised as well as issued, subscribed and fully paid-up share capital of Wernerfelt A/S stand at 500,000 DKK (Danish

## Selected Notes to the Consolidated Condensed Interim Financial Statements

For the half year ended 31 December 2024 (Un-audited)

Krone Five Hundred Thousand Only), divided into 50 ordinary shares of face value DKK 10,000 (Danish Krone Ten Thousand) each. Nishat Mills Limited acquired all of the aforementioned 50 ordinary shares of Wernerfelt A/S on 24 June 2024, representing the entire ownership and voting interest in Wernerfelt A/S and 100% of total issued and paid-up share capital of Wernerfelt A/S. Established more than 90 years ago, Wernerfelt A/S has a wealth of experience and knowledge in developing and supplying high quality fabrics for personal protection and workwear.

### WERNERFELT SVERIGE AB

Wernerfelt Sverige AB is a limited company incorporated and existing under the laws of Sweden, having its principal place of business at Box 8000 - 50118 Borås, Skaraborgsvägen 3A, SE-506 30 Borås, Sweden. Wernerfelt Sverige AB is a wholly owned subsidiary of Wernerfelt A/S which is a wholly owned subsidiary of Nishat Mills Limited. Principal business of Wernerfelt Sverige AB is to conduct the sale of textiles and related activities.

## 2 BASIS OF PREPARATION

**2.1** These consolidated condensed interim financial statements have been prepared in accordance with the accounting and reporting standards as applicable in Pakistan for interim financial reporting. The accounting and reporting standards as applicable in Pakistan for interim financial reporting comprise of:

- International Accounting Standard (IAS) 34, Interim Financial Reporting, issued by the International Accounting Standards Board (IASB) as notified under the Companies Act, 2017; and
- Provisions of and directives issued under the Companies Act, 2017.

Where the provisions of and directives issued under the Companies Act, 2017 differ with the requirements of IAS 34, the provisions of and directives issued under the Companies Act, 2017 have been followed.

**2.2** These consolidated condensed interim financial statements are unaudited and do not include all the information and disclosures required in annual financial statements and should be read in conjunction with the annual audited financial statements of the Group for the year ended 30 June 2024.

## 3 MATERIAL ACCOUNTING POLICY INFORMATION

The material accounting policy information and methods of computations adopted for the preparation of these consolidated condensed interim financial statements are the same as applied in the preparation of the preceding audited annual published financial statements of the Group for the year ended 30 June 2024.

## 4 CONSOLIDATION

### a) Subsidiaries

Subsidiaries are all entities over which the Group has control. The Group controls an entity when the Group is exposed to, or has rights to, variable returns from its involvement with the

entity and has the ability to affect those returns through its power to direct the activities of the entity. Subsidiaries are fully consolidated from the date on which control is transferred to the Group. They are deconsolidated from the date that control ceases.

The assets and liabilities of Subsidiary Companies have been consolidated on a line by line basis and carrying value of investments held by the Holding Company is eliminated against Holding Company's share in paid up capital of the Subsidiary Companies.

Intragroup balances and transactions have been eliminated.

Non-controlling interests are that part of net results of the operations and of net assets of Subsidiary Companies attributable to interest which are not owned by the Holding Company. Non-controlling interests are presented as separate item in the consolidated financial statements.

**b) Associates**

Associates are all entities over which the Group has significant influence but not control or joint control. Investments in associates are accounted for using the equity method of accounting, after initially being recognised at cost.

Under the equity method of accounting, the investments are initially recognised at cost and adjusted thereafter to recognise the Group's share of the post-acquisition profits or losses of the investee in profit or loss, and the Group's share of movements in other comprehensive income of the investee in other comprehensive income. Dividends received or receivable from associates are recognised as a reduction in the carrying amount of the investment.

When the Group's share of losses in an equity-accounted investment equals or exceeds its interest in the entity, including any other unsecured long-term receivables, the Group does not recognise further losses, unless it has incurred obligations or made payments on behalf of the other entity.

Unrealised gains on transactions between the Group and its associates are eliminated to the extent of the Group's interest in these entities. Unrealised losses are also eliminated unless the transaction provides evidence of an impairment of the asset transferred. Accounting policies of equity accounted investees have been changed where necessary to ensure consistency with the policies adopted by the Group.

Investments in equity method accounted for associates are tested for impairment in accordance with the provision of IAS 36 'Impairment of Assets'.

**5 CRITICAL ACCOUNTING ESTIMATES AND JUDGEMENTS**

The preparation of these consolidated condensed interim financial statements in conformity with the approved accounting standards requires the use of certain critical accounting estimates. It also requires the management to exercise its judgment in the process of applying the Group's accounting policies. Estimates and judgments are continually evaluated and are based on historical experience and other factors, including expectations of future events that are believed to be reasonable under the circumstances.

## Selected Notes to the Consolidated Condensed Interim Financial Statements

For the half year ended 31 December 2024 (Un-audited)

During preparation of these consolidated condensed interim financial statements, the significant judgments made by the management in applying the Group's accounting policies and the key sources of estimation and uncertainty were the same as those that applied in the preceding audited annual published consolidated financial statements of the Group for the year ended 30 June 2024.

		Un-audited 31 December 2024	Audited 30 June 2024
	Note	(Rupees in thousand)	
<b>6</b>	<b>LONG TERM FINANCING - SECURED</b>		
Opening balance		26,566,394	14,806,282
Add: Obtained during the period / year		-	14,640,745
Less: Repaid during the period / year		(1,354,560)	(2,895,298)
Add: Deferred income amortized during the period / year	6.1	6,524	14,665
		25,218,358	26,566,394
Less: Current portion shown under current liabilities		(3,211,127)	(2,883,648)
		22,007,231	23,682,746

**6.1** This represents net impact of benefit of loans obtained under the schemes of State Bank of Pakistan at below market rate of interest.

## 7 CONTINGENCIES AND COMMITMENTS

### a) Contingencies

- i) Nishat Mills Limited - Holding Company was contesting various sales tax demands amounting to Rupees 214.158 million and related default surcharge and penalties under the Sales Tax Act, 1990 before Appellate Tribunal Inland Revenue (ATIR) which vide orders dated 30 August 2024 and 22 October 2024 allowed partial relief to the Holding Company and remanded back the remaining matters to assessing officer for consideration afresh. No provision thereagainst has been recognized in these consolidated condensed interim financial statements as the Holding Company, based on advice of the tax advisor, is confident of favorable outcome of the appeals.
- ii) Guarantees of Rupees 5,817.226 million (30 June 2024: Rupees 5,251.537 million) are given by the banks of the Holding Company to Sui Northern Gas Pipelines Limited against gas connections, Shell Pakistan Limited and Pakistan State Oil Limited against purchase of furnace oil, Director Excise and Taxation, Karachi against infrastructure cess, Chairman Punjab Revenue Authority, Lahore against infrastructure cess, Directorate of Cotton Cess Management against cotton cess, Collector of Customs against regulatory duty, Inspector General Frontier Corps KP (South), The President of Islamic Republic of Pakistan through the Controller of Military Accounts (Defence Purchase), Airport Security Force, Provincial Police Officer, Office of Inspector General of Police KPK and Inspector General of Punjab Police against fulfilment of sales orders, High Court of Sindh, Karachi against the matter of importation of LED lights, Faisalabad Electric Supply Company

Limited (FESCO) and Lahore Electric Supply Company Limited (LESCO) against installation of grid station and to the bank of Hyundai Nishat Motor (Private) Limited - associated company to secure financial assistance to the associated company. Further, the Holding Company has issued cross corporate guarantees of Rupees 735.417 million (30 June 2024: Rupees 735.417 million) and Rupees 1,777.500 million (30 June 2024: Rupees 1,777.500 million) on behalf of Nishat Linen (Private) Limited - Subsidiary Company and Nishat Sutas Dairy Limited - associated company respectively to secure the obligations of Subsidiary Company and associated company towards their lenders.

- iii) Post dated cheques of Rupees 35,000.000 million (30 June 2024: Rupees 27,088.314 million) are issued by the Holding Company to customs authorities in respect of duties on imported items availed on the basis of consumption and export plans. If documents of exports are not provided on due dates, cheques issued as security shall be encashable.
- iv) Post dated cheques of Rupees 122.180 million (30 June 2024: Rupees 471.915 million) are issued by the Holding Company to Sui Northern Gas Pipelines Limited in pursuance of order of Lahore High Court, Lahore in the case of gas infrastructure development cess and in the case of providing blend of RLNG and Gas tariff to new Co-generation Captive connections instead of charging full RLNG notified tariff, post dated cheques of Rupees 2.140 million (30 June 2024: Rupees 417.625 million) are issued to Lahore Electric Supply Company Limited (LESCO) in pursuance of order of Lahore High Court, Lahore in the case of income tax in electricity bills for the month of July 2021.
- v) Holding Company's share in contingencies of associates accounted for under equity method is Rupees 7,541.776 million (30 June 2024: Rupees 9,423.69 million).
- vi) Bank guarantee of Rupees 1.900 million (30 June 2024: Rupees 1.900 million) is given by the bank of Nishat Commodities (Private) Limited - Subsidiary Company in favour of Director, Excise and Taxation, Karachi to cover the disputed amount of Sindh infrastructure cess.
- vii) Deputy Commissioner Inland Revenue (DCIR) passed order against Nishat Commodities (Private) Limited - Subsidiary Company under sections 161 and 205 under the Income Tax Ordinance, 2001 and raised a demand of Rupees 2.549 million (including default surcharge of Rupees 1.116 million) in respect of non-deduction of withholding tax at source against various payments for the tax year 2017. Being aggrieved, Nishat Commodities (Private) Limited - Subsidiary Company has filed an appeal which is pending for adjudication. Based on the advice of the legal counsel, Nishat Commodities (Private) Limited - Subsidiary Company is hopeful for the favourable outcome of the matter. Hence, no provision has been made in these consolidated condensed interim financial statements.
- viii) Guarantees of Rupees 194.350 million (30 June 2024: Rupees 179.350 million) are given by the Nishat Linen (Private) Limited -Subsidiary Company to Director Excise and Taxation, Karachi against infrastructure cess, Chairman Punjab Revenue Authority, Lahore against infrastructure cess and Collectors of Customs against import consignments.
- ix) Deemed assessment for the tax year 2017 of Nishat Linen (Private) Limited - Subsidiary Company was amended by Deputy Commissioner Inland Revenue (DCIR) through order

## Selected Notes to the Consolidated Condensed Interim Financial Statements

For the half year ended 31 December 2024 (Un-audited)

dated 31 May 2021 issued under sections 122(5) / 214C of the Income Tax Ordinance, 2001, whereby tax demand of Rupees 2,436.967 million was raised on various grounds. Being aggrieved by the order of DCIR, Nishat Linen (Private) Limited - Subsidiary Company filed an appeal before Commissioner Inland Revenue (Appeals) [CIR(A)] who vide order dated 13 September 2021 granted significant relief to Nishat Linen (Private) Limited - Subsidiary Company. Against the order of CIR(A)], both Nishat Linen (Private) Limited - Subsidiary Company and the department have filed cross appeals before Appellate Tribunal Inland Revenue (ATIR) which are pending for adjudication. Based on the advice of the legal counsel, Nishat Linen (Private) Limited - Subsidiary Company is hopeful for the favourable outcome of the matter, hence, no provision has been made in these consolidated condensed interim financial statements.

- x) Tax department passed order dated 24 April 2013 for tax year 2012 under section 122(5A) of the Income Tax Ordinance, 2001 and created demand of Rupees 26.167 million. Being aggrieved, Nishat Linen (Private) Limited - Subsidiary Company filed appeal before Commissioner Inland Revenue (Appeals) [CIR(A)] who vide order dated 03 July 2013 modified the assessment by giving relief to the Subsidiary Company on certain matters. Against the order of CIR(A), the tax department filed appeal before Appellate Tribunal Inland Revenue (ATIR) which vide order dated 17 November 2022 remand back the case to Additional Commissioner Inland Revenue (ACIR). The ACIR vide order dated 26 June 2024, decided the matter and reduced the tax demand to Rupees 5.395 million. Being aggrieved, Nishat Linen (Private) Limited - Subsidiary Company has filed an appeal before CIR(A) which is pending for adjudication. Based on the advice of the legal counsel, the Company is hopeful for the favourable outcome of the matter, hence, no provision has been made in these consolidated condensed interim financial statements.
- xi) Deputy Commissioner Inland Revenue passed order dated 20 February 2024 under section 11 of the Sales Tax Act, 1990 for the tax periods November 2019 to June 2022 and created sales tax demand of Rupees 6.027 million for allegedly issuing fake invoices to customer. Being aggrieved, Nishat Linen (Private) Limited - Subsidiary Company has filed an appeal before Commissioner Inland Revenue (Appeals) [CIR(A)] which is pending for adjudication. Based on the advice of the legal counsel, the Subsidiary Company is hopeful for the favourable outcome of the matter, hence, no provision has been made in these consolidated condensed interim financial statements.
- xii) Proceedings under section 122 of the Income Tax Ordinance, 2001 for the tax year 2014 against Nishat Hospitality (Private) Limited - Subsidiary Company were initiated by Deputy Commissioner Inland Revenue (DCIR), who vide order dated 31 October 2017, raised a demand of Rupees 2.172 million in respect minimum tax under section 113 on account of disallowances in the light of sections 111 and 174 of the Income Tax Ordinance, 2001 and disallowed income tax refund amounting to Rupees 14.141 million under section 148 of the Income Tax Ordinance, 2001. Being aggrieved with the impugned order, Nishat Hospitality (Private) Limited - Subsidiary Company preferred an appeal before the Commissioner Inland Revenue (Appeals) [CIR(A)] who via its order dated 13 February 2020, upheld the imposition of minimum tax and remanded back the remaining points to DCIR for fresh consideration. Consequently, Nishat Hospitality (Private) Limited - Subsidiary Company has preferred an appeal against the order of CIR(A) to the extent of points confirmed by CIR(A) before the Appellate Tribunal Inland Revenue (ATIR) which is pending adjudication.

Simultaneously Nishat Hospitality (Private) Limited - Subsidiary Company also filed a rectification application with the DCIR as a result of which an income tax refund of Rupees 474,557 was created. However, while passing the rectification order dated 13 December 2017, the DCIR disallowed adjustment of income tax collected of Rupees 14.141 million under section 148 of the Income Tax Ordinance, 2001. Nishat Hospitality (Private) Limited - Subsidiary Company feeling aggrieved by the order, filed a rectification application before the CIR(A). The CIR(A) through order dated 28 January 2022 upheld the treatment of the assessing officer of disallowing adjustment of income tax deducted under section 148 of the Income Tax Ordinance, 2001. Nishat Hospitality (Private) Limited - Subsidiary Company has preferred an appeal against the aforementioned appellate order before the ATIR which is pending for adjudication.

In compliance with the remand-back directions of CIR(A), contained in appellate order dated 13 February 2020, the learned DCIR passed an appeal effect order dated 30 May 2023 under section 124 of the Income Tax Ordinance, 2001 and increased the earlier income tax refund of Rupees 474,557 to Rupees 771,633. However, there are certain factual mistakes on the surface of the order against which Nishat Hospitality (Private) Limited - Subsidiary Company re-filed an application under section 221 of the Income Tax Ordinance, 2001 for rectification of the order. Following the Company's application, the DCIR passed a rectification order dated 29 February 2024 under section 221 of the Income Tax Ordinance, 2001 and raised demand of Rupees 8.387 million against which the Company has filed subsequently another rectification application before DCIR, however, no order has been passed till date.

Based on the view of its legal counsel, the management of Nishat Hospitality (Private) Limited - Subsidiary Company is confident of the favourable resolution of this matter.

- xiii)** Proceedings under section 122 of the Income Tax Ordinance, 2001 for the tax year 2015 were initiated by Deputy Commissioner Inland Revenue (DCIR) against Nishat Hospitality (Private) Limited - Subsidiary Company, who vide order dated 27 December 2018, disallowed certain expenses amounting to Rupees 100.117 million under section 174 of the Income Tax Ordinance, 2001 and ordered an addition of Rupees 165.902 million to income from other sources under section 39 of the Income Tax Ordinance, 2001. Being aggrieved with the impugned order, Nishat Hospitality (Private) Limited - Subsidiary Company preferred an appeal before the Commissioner Inland Revenue (Appeals) [CIR(A)]. The CIR(A) vide its order dated 02 December 2021, has confirmed the disallowance under section 174 to the extent of Rupees 60.385 million whereas the issue under section 39 of the Income Tax Ordinance, 2001 has been remanded back to the DCIR for re-examination in the light of evidence provided by Nishat Hospitality (Private) Limited - Subsidiary Company. Nishat Hospitality (Private) Limited - Subsidiary Company further preferred an appeal against the said order before the Appellate Tribunal Inland Revenue which was decided in favour of Nishat Hospitality (Private) Limited - Subsidiary Company. Against the order of Appellate Tribunal Inland Revenue, the department has filed an appeal before Honourable Lahore High Court, Lahore which is pending for adjudication. Based on the view of its legal counsel, the management of Nishat Hospitality (Private) Limited - Subsidiary Company is confident of the favourable resolution of this matter.
- xiv)** The Deputy Commissioner Inland Revenue (DCIR) passed order dated 31 October 2022 under section 161/205 of the Income Tax Ordinance, 2001 for non-deduction of

## Selected Notes to the Consolidated Condensed Interim Financial Statements

For the half year ended 31 December 2024 (Un-audited)

withholding income tax for the tax year 2017 and raised demand of Rupees 13.615 million. Being aggrieved, Nishat Hospitality (Private) Limited - Subsidiary Company filed an appeal before Commissioner Inland Revenue Appeals [CIR(A)]. The CIR(A) vide order dated 16 August 2023 has set-aside the order, thereby, vacating the impugned tax demand, with directions to the assessing officer to re-consider the matter. Based on the view of its legal counsel, the management of Nishat Hospitality (Private) Limited - Subsidiary Company is confident of the favourable resolution of this matter.

- xv)** The Deputy Commissioner Inland Revenue (DCIR) passed order dated 30 March 2021 under section 161/205 of the Income Tax Ordinance, 2001 for the tax year 2019 and raised demand of Rupees 3.459 million (including default surcharge of Rupees 0.284 million). Being aggrieved, Nishat Hospitality (Private) Limited - Subsidiary Company filed an appeal before Commissioner Inland Revenue Appeals [CIR(A)] who vide order dated 10 October 2022 has set-aside the order, thereby, vacating the impugned tax demand, with directions to the assessing officer to re-consider the matter. Nishat Hospitality (Private) Limited - Subsidiary Company has further challenged the order passed by CIR(A) before Appellate Tribunal Inland Revenue (ATIR) on the grounds that the impugned assessment should have been annulled without any directions for re-consideration. The appeal is pending for adjudication. Based on the view of its legal counsel, the management of Nishat Hospitality (Private) Limited - Subsidiary Company is confident of the favourable resolution of this matter.
- xvi)** Guarantee of Rupees 1.270 million (30 June 2024: Rupees 1.270 million) is given by the bank of Nishat Hospitality (Private) Limited - Subsidiary Company in favour of Director, Excise and Taxation, Karachi under direction of Sindh High Court in respect of levy of infrastructure cess.
- xvii)** The Deputy Commissioner Inland Revenue passed order dated 29 May 2024 under section 122 of the Income Tax Ordinance, 2001 for tax year 2021 and raised demand of Rupees 1.214 million on certain matters. Being aggrieved, the Nishat Hospitality (Private) Limited - Subsidiary Company has filed an appeal before Commissioner Inland Revenue (Appeals) [CIR(A)] which is pending for adjudication. Based on the view of its legal counsel, the management of Nishat Hospitality (Private) Limited - Subsidiary Company is confident of the favourable resolution of this matter.
- xviii)** The Deputy Commissioner Inland Revenue passed order dated 27 June 2024 for tax year 2018 and raised demand of Rupees 1.501 million on the matters related to withholding tax in respect of certain expenditures. Nishat Hospitality (Private) Limited - Subsidiary Company is in the process of filing an appeal before CIR(A). Based on the view of its legal counsel, the management of the Nishat Hospitality (Private) Limited - Subsidiary Company is confident of the favourable resolution of this matter.
- xix)** During the year ended 30 June 2023, the Enforcement Officer, Punjab Revenue Authority, Lahore passed an order under section 24 of the Punjab Sales Tax on Services Act, 2012 for the tax periods March 2016 to July 2022 and raised demand of Rupees 2.382 million. Being aggrieved, Nishat Hospitality (Private) Limited - Subsidiary Company has filed an appeal before Commissioner Punjab Revenue Authority (Appeals) which is pending for adjudication.
- xx)** On 19 August 2014, the department raised a demand of Rupees 1,722.811 million against

Nishat Power Limited - Subsidiary Company relating to apportionment of input sales tax under section 8 of the Sales Tax Act, 1990 for tax years 2010 to 2013. The disallowance was primarily made on the grounds that since revenue derived by Nishat Power Limited - Subsidiary Company on account of 'capacity revenue' was not chargeable to sales tax, input sales tax claimed by Nishat Power Limited - Subsidiary Company was required to be apportioned with only the input sales tax attributable to other revenue stream i.e. 'energy revenue' admissible to Nishat Power Limited - Subsidiary Company. Nishat Power Limited - Subsidiary Company assailed the underlying proceedings before Honourable Lahore High Court, Lahore ('LHC') directly and in this respect, vide order dated 31 October 2016, LHC accepted Nishat Power Limited - Subsidiary Company's stance and annulled the proceedings. The department has challenged the decision of LHC before Supreme Court of Pakistan and has also preferred an Intra Court Appeal against such order which are pending adjudication.

- xxi)** In respect of tax periods from July 2016 to June 2017, Nishat Power Limited - Subsidiary Company's case was selected for 'audit' involving input sales tax amounting to Rupees 541.091 million, on the same grounds as explained above and Rupees 49.774 million on other matters. Being aggrieved, Nishat Power Limited - Subsidiary Company filed an appeal before Commissioner Inland Revenue (Appeals) [CIR(A)]. On 25 February 2022, CIR(A) passed an order and provided partial relief to the Nishat Power Limited - Subsidiary Company. Being aggrieved with the order of CIR(A), Nishat Power Limited - Subsidiary Company preferred an appeal before Appellate Tribunal Inland Revenue (ATIR) who vide order dated 15 April 2022 decided the matter in favour of Nishat Power Limited - Subsidiary Company. Against the order of CIR(A), the department has also filed an appeal in ATIR which is pending adjudication.

On 29 May 2024, Deputy Commissioner Inland Revenue (DCIR) passed an assessment order relating to tax periods from July 2018 to June 2019 involving input sales tax on 'capacity purchase price' amounting to Rupees 530.024 million on the same grounds as explained above and disallowance of input sales tax on goods / services amounting to Rupees 6.107 million under various provisions of Sales Tax Act, 1990. Nishat Power Limited - Subsidiary Company paid the impugned sales tax demand of Rupees 6.107 million in protest. However, recovery of input sales tax attributable to 'capacity purchase price' was held in abeyance till the decision of the case by Supreme Court of Pakistan as explained above. The Subsidiary Company preferred appeal before CIR(A) on 24 June 2024 relating to disallowance of input sales tax on goods / services which has not been taken up for adjudication. Based on the tax advisor opinion, there exists reasonable grounds to defend these cases. Therefore, no provision has been made in these consolidated condensed interim financial statements.

- xxii)** On 16 April 2019, the Commissioner Inland Revenue (CIR) through an order raised a demand of Rupees 179.046 million against Nishat Power Limited - Subsidiary Company, mainly on account of input sales tax claimed on inadmissible expenses in sales tax return for the tax periods of July 2014 to June 2017 and sales tax default on account of suppression of sales related to tax period of June 2016. Being aggrieved with the order of CIR, Nishat Power Limited - Subsidiary Company filed an appeal before CIR(A). On 07 May 2020, the CIR(A) declared that the admissible forum of appeal against the order of CIR is ATIR. Nishat Power Limited - Subsidiary Company filed application for grant of stay before the ATIR against recovery of the aforesaid demand that was duly granted on

## Selected Notes to the Consolidated Condensed Interim Financial Statements

For the half year ended 31 December 2024 (Un-audited)

28 January 2021. Further, Nishat Power Limited - Subsidiary Company has filed appeal before ATIR against the order of CIR which is pending adjudication. Management has strong grounds to believe that the case will be decided in Nishat Power Limited - Subsidiary Company's favour. Therefore, no provision has been made in these consolidated condensed interim financial statements.

- xxiii)** On 27 February 2015, Additional Commissioner Inland Revenue (ACIR) created a demand of Rupees 282.377 million for tax year 2013 under section 122(5A) of the Income Tax Ordinance, 2001. Aggrieved with the order of the ACIR, the Company preferred an appeal before CIR(A) who granted partial relief to the Subsidiary Company, while upheld the decision of ACIR in certain matters aggregating to Rupees 31.355 million inter-alia on tax credit claimed by the Nishat Power Limited - Subsidiary Company under section 65B of the Income Tax Ordinance, 2001. Nishat Power Limited - Subsidiary Company and tax department filed appeals before ATIR against the order of CIR(A). On 02 November 2017, ATIR restated the demand to Rupees 14.072 million. Nishat Power Limited - Subsidiary Company filed application before ATIR for rectification of order dated 02 November 2017 on non-adjudication of issue of disallowance of tax loss on disposal of fixed assets. On 30 March 2021, ATIR passed the rectification order with certain legal disputes. On 24 January 2022, the Company filed another application for rectification of order dated 30 March 2021. On 06 May 2024, ATIR rectified the order passed on 30 March 2021 as per the request of Nishat Power Limited - Subsidiary Company. Being aggrieved with the order of ATIR, Nishat Power Limited - Subsidiary Company and tax department have also filed appeals before Honourable Lahore High Court, Lahore which are pending for adjudication. Management has strong grounds to believe that the case will be decided in Nishat Power Limited - Subsidiary Company's favour. Therefore, no provision has been made in these consolidated condensed interim financial statements.
- xxiv)** On 13 February 2019, National Electric Power Regulatory Authority ('NEPRA') issued a show cause notice to Nishat Power Limited - Subsidiary Company along with other Independent Power Producers to provide rationale of abnormal profits earned since commercial operation date (COD) that eventually led to initiation of proceedings against Nishat Power Limited - Subsidiary Company by NEPRA on 18 March 2019. Nishat Power Limited - Subsidiary Company challenged the authority of NEPRA to take suo moto action before the Islamabad High Court (IHC) wherein, on 01 April 2019, IHC provided interim relief by suspending the suo moto proceedings. The case is currently pending adjudication before IHC. Management is confident that based on the facts and law, there will be no adverse implications for Nishat Power Limited - Subsidiary Company. Therefore, no provision has been made in these consolidated condensed interim financial statements.
- xxv)** On 16 March 2020, Government of Pakistan ('GoP') issued a report through which it was alleged that savings were made by the Independent Power Producers ('IPPs'), including Nishat Power Limited - Subsidiary Company, in the tariff components in violation of applicable GoP Policies, tariff determined by National Electric Power Regulatory Authority ('NEPRA') and the relevant Project Agreements. Nishat Power Limited - Subsidiary Company rejected such claims, and discussions were made with the GoP to resolve the dispute. On 12 February 2021, Nishat Power Limited - Subsidiary Company under the 'Master Agreement', agreed that the abovementioned dispute will be resolved through arbitration under the 'Arbitration Submission Agreement' between Nishat Power

Limited - Subsidiary Company and GoP. On 15 June 2022, Nishat Power Limited - Subsidiary Company and the GoP signed the 'Arbitration Submission Agreement'. During the year ended 30 June 2023, Arbitration Tribunal has been constituted under the terms of 'Arbitration Submission Agreement'. On 29 September 2023, mutually agreed Terms of Reference has been formally adapted and proceedings under these terms of Reference have been initiated. During the half year ended 31 December 2024, the Government of Pakistan ('GoP') through Amendment Agreement has unconditionally and irrevocably agreed to withdraw and extinguish all claims against Nishat Power Limited - Subsidiary Company under the 'Arbitration Submission Agreement' after its formal approval from the Cabinet. Subsequent to the reporting period, the Amendment Agreement has formally been executed. After the execution of the Amendment Agreement, the 'Arbitration Submission Agreement' shall be deemed terminated and both parties shall issue a joint communication to the tribunal established under the 'Arbitration Submission Agreement' requesting its termination and the relinquishment of arbitration. Based on the facts stated above, no provision in respect of this matter has been made in these consolidated condensed interim financial statements.

**xxvi)** On 28 April 2022, National Electric Power Regulatory Authority (NEPRA) issued a notice of hearing to all the RFO based IPPs under the 2002 Power Policy regarding application of highest lab tested Calorific Value (CV) for calculation of CV adjustment instead of average CV as per existing mechanism. Nishat Power Limited - Subsidiary Company vide its letter dated 16 May 2022 replied to NEPRA to refrain from re-initiating the subject proceedings which has already been finalized and implemented by NEPRA vide its letter dated 01 September 2021. Contrary to the reply of Nishat Power Limited - Subsidiary Company, NEPRA held its hearing on 17 May 2022 and verbally directed to Nishat Power Limited - Subsidiary Company to provide its comments in 15 days failing which the proceedings would be concluded on ex-parte basis. Against the directions of NEPRA, Nishat Power Limited - Subsidiary Company filed a petition in Honourable Lahore High Court, Lahore (LHC) on 06 June 2022, for restraining NEPRA to take any adverse action in this regard, which is pending adjudication. LHC vide its interim order dated 06 June 2022, suspended the impugned notice of hearing. On 18 November 2022, NEPRA determined that although CV adjustment is computed on the basis of average of two CV results, the said CV adjustment shall be subject to the final outcome of the suit pending before LHC. NEPRA has set out further amendment (change of one of the labs) in methodology for CV adjustment, however Nishat Power Limited - Subsidiary Company, during the reporting period, has replied to NEPRA that aforementioned matter, being similar in nature, is sub-judice before LHC. The management based on the advice of its legal counsel, has strong grounds to believe that the case will be decided in favour of Nishat Power Limited - Subsidiary Company. Further, its financial impact cannot be reasonably estimated at this stage, therefore, no provision has been made in these consolidated condensed interim financial statements.

**xxvii)** On 31 August 2016, Additional Commissioner Inland Revenue (ACIR) passed an amendment order under section 122(5A) of the Income Tax Ordinance, 2001 relating to tax year 2014 whereby tax demand aggregating to Rupees 107.822 million has been raised on various issues. Being aggrieved with the order of ACIR, Nishat Power Limited - Subsidiary Company preferred an appeal before CIR(A) on 23 September 2016. CIR(A) passed an order on 29 November 2016 whereby relief was granted on various issues whereas matter relating to disallowance of tax credit under section 65B of the Income

## Selected Notes to the Consolidated Condensed Interim Financial Statements

For the half year ended 31 December 2024 (Un-audited)

Tax Ordinance, 2001 was decided against Nishat Power Limited - Subsidiary Company. Being aggrieved with the order of CIR(A), both department and Nishat Power Limited - Subsidiary Company preferred appeals before ATIR on 11 December 2016 and 18 January 2017 respectively. On 12 October 2023, ATIR dismissed the department appeal on the issues taken up by the department. Whereas, on 14 September 2023, ATIR passed an order on Nishat Power Limited - Subsidiary Company's appeal and remanded back the case to assessing officer for fresh consideration. However, there were certain apparent factual/legal omissions in the order dated 14 September 2023. Nishat Power Limited - Subsidiary Company filed a rectification application before ATIR. On 08 April 2024, ATIR passed rectification order with the directions to assessing officer to proceed strictly in accordance with the ratio settled by ATIR on the matter in case of another taxpayer as prayed by Nishat Power Limited - Subsidiary Company. No remand back proceedings have been initiated by the department to date. Further, the department filed an appeal before Honourable Lahore High Court, Lahore on 04 April 2024 against the order passed by ATIR dated 12 October 2023. Based on the advice of tax advisor, the management is confident of favourable outcome the matter. Therefore, no provision has been made in these consolidated condensed interim financial statements.

**xxviii)** On 27 November 2024, Additional Commissioner Inland Revenue ('ACIR') passed an order for tax year 2023 under section 122(5A) of the Income Tax Ordinance, 2001 raising a tax demand of Rupees 32.527 million. On 20 December 2024, being aggrieved with the order, Nishat Power Limited - Subsidiary Company has filed an appeal before Appellate Tribunal Inland Revenue ('ATIR') which is pending for adjudication. Based on the advice of tax advisor, the management expects favorable outcome of the matter. Accordingly, no provision has been recognized in these consolidated condensed interim financial statements.

**xxix)** The banks have issued the following on behalf of Nishat Power Limited - Subsidiary Company:

- a) Guarantees of Rupees 11.5 million (30 June 2024: Rupees 11.5 million) and Rupees 27.55 million (30 June 2024: Rupees 27.55 million) are given by the bank of the Nishat Power limited - Subsidiary Company in favour of Director Excise and Taxation, Karachi, under directions of Sindh High Court and Supreme Court of Pakistan respectively, in respect of suit filed for levy of infrastructure cess.
- b) Guarantee of Rupees 1.5 million (30 June 2024: Rupees 1.5 million) is given by the bank of the Nishat Power Limited - Subsidiary Company in favour of Punjab Revenue Authority, Lahore under the direction of Honourable Lahore High Court, Lahore in respect of suit filed for levy of infrastructure cess.

**b) Commitments**

- i) Contracts for capital expenditure of the Group are approximately of Rupees 2,394.231 million (30 June 2024: Rupees 4,036.718 million).
- ii) Letters of credit other than for capital expenditure of the Group are of Rupees 13,336.355 million (30 June 2024: Rupees 4,923.949 million).
- iii) Outstanding foreign currency forward contracts of the Group are Rupees 1,317.623 million (30 June 2024: Rupees 4,374.159 million).

- iv) This represents commitment recognized on a straight-line basis as expense under the practical expedients applied by the Group with respect to IFRS 16. The amount of future payments under this lease and the period in which these payments will become due are as follows:

		<b>Un-audited 31 December 2024 (Rupees in thousand)</b>	<b>Audited 30 June 2024</b>
Not later than one year		134,452	151,797
		<b>Un-audited 31 December 2024 (Rupees in thousand)</b>	<b>Audited 30 June 2024</b>
	<b>Note</b>		
<b>8</b>	<b>PROPERTY, PLANT AND EQUIPMENT</b>		
Operating fixed assets	8.1	52,026,573	50,648,415
Capital work in progress	8.2	22,987,328	20,980,716
Major spare parts and standby equipments		69,757	70,943
		<b>75,083,658</b>	<b>71,700,074</b>
<b>8.1</b>	<b>Operating fixed assets</b>		
Opening book value		50,648,415	49,980,400
Add: Cost of additions during the period / year	8.1.1	3,879,474	5,695,515
Add: Assets transferred upon acquisition of Wernerfelt A/S		-	34,452
		<b>54,527,889</b>	<b>55,710,367</b>
Less: Book value of deletions during the period / year	8.1.2	(37,474)	(167,394)
		<b>54,490,415</b>	<b>55,542,973</b>
Less: Depreciation charged for the period / year		(2,461,170)	(4,890,924)
Less: Currency retranslation		(2,672)	(3,634)
		<b>52,026,573</b>	<b>50,648,415</b>

## Selected Notes to the Consolidated Condensed Interim Financial Statements

For the half year ended 31 December 2024 (Un-audited)

	Un-audited 31 December 2024	Audited 30 June 2024
	(Rupees in thousand)	
<b>8.1.1 Cost of additions</b>		
Freehold land	397,489	189,888
Buildings	365,429	791,140
Plant and machinery	2,451,825	3,680,675
Electric installations	70,125	149,275
Factory equipment	49,386	35,679
Furniture, fixtures and office equipment	202,289	256,112
Computer equipment	63,995	90,322
Vehicles	278,936	501,781
Kitchen equipment and crockery items	-	643
	3,879,474	5,695,515
<b>8.1.2 Book value of deletions</b>		
Buildings	-	14,627
Plant and machinery	6,741	69,812
Electric installations	525	7,558
Factory equipment	56	167
Furniture, fixtures and office equipment	294	3,482
Computer equipment	851	1,383
Vehicles	29,007	70,365
	37,474	167,394
<b>8.2 Capital work-in-progress</b>		
Buildings on freehold land	8,586,120	7,563,166
Plant and machinery	12,749,039	11,769,170
Unallocated capital expenditures	791,810	361,089
Electric installations	753,788	669,569
Advances for purchase of freehold land	-	389,942
Advances for purchase of furniture, fixtures and office equipment	29,534	57,488
Advances for purchase of vehicles	77,037	170,292
	22,987,328	20,980,716

9 REVENUE

9.1 In the following table, revenue from contracts with customers is disaggregated by primary geographical market, major products and service lines and timing of revenue recognition.

Region	Description	Spinning						Weaving			Dyeing			Home Textile and Terry			Garments			
		Half year ended	Quarter ended	Half year ended	Quarter ended	Half year ended	Quarter ended	Half year ended	Quarter ended	Half year ended	Quarter ended	Half year ended	Quarter ended	Half year ended	Quarter ended	Half year ended	Quarter ended	Half year ended	Quarter ended	
		31-Dec-2023	31-Dec-2023	31-Dec-2023	31-Dec-2023	31-Dec-2023	31-Dec-2023	31-Dec-2023	31-Dec-2023	31-Dec-2023	31-Dec-2023	31-Dec-2023	31-Dec-2023	31-Dec-2023	31-Dec-2023	31-Dec-2023	31-Dec-2023	31-Dec-2023	31-Dec-2023	31-Dec-2023
Europe	77,626	241,681	43,619	56,000	9,454,376	7,451,574	4,528,903	3,464,165	824,697	304,942	250,517	135,744	10,806,024	10,395,043	5,040,699	5,204,432	2,097,765	1,061,715	632,533	385,187
America	342,887	339,820	200,008	202,151	387,100	390,652	151,455	197,908	91,877	3,830	54,384	-	3,555,373	3,238,951	1,592,785	1,630,274	4,933,405	5,906,977	2,499,893	2,669,670
Asia, Africa, Australia	3,477,900	4,492,416	1,916,689	2,057,277	1,978,050	1,874,024	684,664	796,095	9,347,465	9,305,557	5,044,974	4,615,683	2,338,056	2,143,415	1,508,697	1,241,959	30,953	114,230	20,429	41,255
Pakistan	26,720,867	22,484,129	13,582,842	10,552,346	5,013,700	4,690,312	2,875,464	2,368,202	7,047,640	6,293,475	3,542,675	3,551,475	11,796,892	9,448,705	5,947,455	4,761,697	344,638	127,306	112,202	67,003
	30,629,483	27,537,446	15,745,158	12,877,774	16,813,226	14,396,562	8,429,496	6,776,970	17,311,679	15,910,804	8,862,470	8,102,902	28,436,345	25,136,114	14,089,636	12,837,962	7,406,761	7,210,288	3,265,087	3,163,685
	30,629,483	27,537,446	15,745,158	12,877,774	16,813,226	14,396,562	8,429,496	6,776,970	17,311,679	15,910,804	8,862,470	8,102,902	28,436,345	25,136,114	14,089,636	12,837,962	7,406,761	7,210,288	3,265,087	3,163,685
	30,629,483	27,537,446	15,745,158	12,877,774	16,813,226	14,396,562	8,429,496	6,776,970	17,311,679	15,910,804	8,862,470	8,102,902	28,436,345	25,136,114	14,089,636	12,837,962	7,406,761	7,210,288	3,265,087	3,163,685
	30,629,483	27,537,446	15,745,158	12,877,774	16,813,226	14,396,562	8,429,496	6,776,970	17,311,679	15,910,804	8,862,470	8,102,902	28,436,345	25,136,114	14,089,636	12,837,962	7,406,761	7,210,288	3,265,087	3,163,685
	30,629,483	27,537,446	15,745,158	12,877,774	16,813,226	14,396,562	8,429,496	6,776,970	17,311,679	15,910,804	8,862,470	8,102,902	28,436,345	25,136,114	14,089,636	12,837,962	7,406,761	7,210,288	3,265,087	3,163,685
	30,629,483	27,537,446	15,745,158	12,877,774	16,813,226	14,396,562	8,429,496	6,776,970	17,311,679	15,910,804	8,862,470	8,102,902	28,436,345	25,136,114	14,089,636	12,837,962	7,406,761	7,210,288	3,265,087	3,163,685
	30,629,483	27,537,446	15,745,158	12,877,774	16,813,226	14,396,562	8,429,496	6,776,970	17,311,679	15,910,804	8,862,470	8,102,902	28,436,345	25,136,114	14,089,636	12,837,962	7,406,761	7,210,288	3,265,087	3,163,685
	30,629,483	27,537,446	15,745,158	12,877,774	16,813,226	14,396,562	8,429,496	6,776,970	17,311,679	15,910,804	8,862,470	8,102,902	28,436,345	25,136,114	14,089,636	12,837,962	7,406,761	7,210,288	3,265,087	3,163,685
	30,629,483	27,537,446	15,745,158	12,877,774	16,813,226	14,396,562	8,429,496	6,776,970	17,311,679	15,910,804	8,862,470	8,102,902	28,436,345	25,136,114	14,089,636	12,837,962	7,406,761	7,210,288	3,265,087	3,163,685
	30,629,483	27,537,446	15,745,158	12,877,774	16,813,226	14,396,562	8,429,496	6,776,970	17,311,679	15,910,804	8,862,470	8,102,902	28,436,345	25,136,114	14,089,636	12,837,962	7,406,761	7,210,288	3,265,087	3,163,685
	30,629,483	27,537,446	15,745,158	12,877,774	16,813,226	14,396,562	8,429,496	6,776,970	17,311,679	15,910,804	8,862,470	8,102,902	28,436,345	25,136,114	14,089,636	12,837,962	7,406,761	7,210,288	3,265,087	3,163,685
	30,629,483	27,537,446	15,745,158	12,877,774	16,813,226	14,396,562	8,429,496	6,776,970	17,311,679	15,910,804	8,862,470	8,102,902	28,436,345	25,136,114	14,089,636	12,837,962	7,406,761	7,210,288	3,265,087	3,163,685
	30,629,483	27,537,446	15,745,158	12,877,774	16,813,226	14,396,562	8,429,496	6,776,970	17,311,679	15,910,804	8,862,470	8,102,902	28,436,345	25,136,114	14,089,636	12,837,962	7,406,761	7,210,288	3,265,087	3,163,685
	30,629,483	27,537,446	15,745,158	12,877,774	16,813,226	14,396,562	8,429,496	6,776,970	17,311,679	15,910,804	8,862,470	8,102,902	28,436,345	25,136,114	14,089,636	12,837,962	7,406,761	7,210,288	3,265,087	3,163,685
	30,629,483	27,537,446	15,745,158	12,877,774	16,813,226	14,396,562	8,429,496	6,776,970	17,311,679	15,910,804	8,862,470	8,102,902	28,436,345	25,136,114	14,089,636	12,837,962	7,406,761	7,210,288	3,265,087	3,163,685
	30,629,483	27,537,446	15,745,158	12,877,774	16,813,226	14,396,562	8,429,496	6,776,970	17,311,679	15,910,804	8,862,470	8,102,902	28,436,345	25,136,114	14,089,636	12,837,962	7,406,761	7,210,288	3,265,087	3,163,685
	30,629,483	27,537,446	15,745,158	12,877,774	16,813,226	14,396,562	8,429,496	6,776,970	17,311,679	15,910,804	8,862,470	8,102,902	28,436,345	25,136,114	14,089,636	12,837,962	7,406,761	7,210,288	3,265,087	3,163,685
	30,629,483	27,537,446	15,745,158	12,877,774	16,813,226	14,396,562	8,429,496	6,776,970	17,311,679	15,910,804	8,862,470	8,102,902	28,436,345	25,136,114	14,089,636	12,837,962	7,406,761	7,210,288	3,265,087	3,163,685
	30,629,483	27,537,446	15,745,158	12,877,774	16,813,226	14,396,562	8,429,496	6,776,970	17,311,679	15,910,804	8,862,470	8,102,902	28,436,345	25,136,114	14,089,636	12,837,962	7,406,761	7,210,288	3,265,087	3,163,685
	30,629,483	27,537,446	15,745,158	12,877,774	16,813,226	14,396,562	8,429,496	6,776,970	17,311,679	15,910,804	8,862,470	8,102,902	28,436,345	25,136,114	14,089,636	12,837,962	7,406,761	7,210,288	3,265,087	3,163,685
	30,629,483	27,537,446	15,745,158	12,877,774	16,813,226	14,396,562	8,429,496	6,776,970	17,311,679	15,910,804	8,862,470	8,102,902	28,436,345	25,136,114	14,089,636	12,837,962	7,406,761	7,210,288	3,265,087	3,163,685
	30,629,483	27,537,446	15,745,158	12,877,774	16,813,226	14,396,562	8,429,496	6,776,970	17,311,679	15,910,804	8,862,470	8,102,902	28,436,345	25,136,114	14,089,636	12,837,962	7,406,761	7,210,288	3,265,087	3,163,685
	30,629,483	27,537,446	15,745,158	12,877,774	16,813,226	14,396,562	8,429,496	6,776,970	17,311,679	15,910,804	8,862,470	8,102,902	28,436,345	25,136,114	14,089,636	12,837,962	7,406,761	7,210,288	3,265,087	3,163,685
	30,629,483	27,537,446	15,745,158	12,877,774	16,813,226	14,396,562	8,429,496	6,776,970	17,311,679	15,910,804	8,862,470	8,102,902	28,436,345	25,136,114	14,089,636	12,837,962	7,406,761	7,210,288	3,265,087	3,163,685
	30,629,483	27,537,446	15,745,158	12,877,774	16,813,226	14,396,562	8,429,496	6,776,970	17,311,679	15,910,804	8,862,470	8,102,902	28,436,345	25,136,114	14,089,636	12,837,962	7,406,761	7,210,288	3,265,087	3,163,685
	30,629,483	27,537,446	15,745,158	12,877,774	16,813,226	14,396,562	8,429,496	6,776,970	17,311,679	15,910,804	8,862,470	8,102,902	28,436,345	25,136,114	14,089,636	12,837,962	7,406,761	7,210,288	3,265,087	3,163,685
	30,629,483	27,537,446	15,745,158	12,877,774	16,813,226	14,396,562	8,429,496	6,776,970	17,311,679	15,910,804	8,862,470	8,102,902	28,436,345	25,136,114	14,089,636	12,837,962	7,406,761	7,210,288	3,265,087	3,163,685
	30,629,483	27,537,446	15,745,158	12,877,774	16,813,226	14,396,562	8,429,496	6,776,970	17,311,679	15,910,804	8,862,470	8,102,902	28,436,345	25,136,114	14,089,636	12,837,962	7,406,761	7,210,288	3,265,087	3,163,685
	30,629,483	27,537,446	15,745,158	12,877,774	16,813,226	14,396,562	8,429,496	6,776,970	17,311,679	15,910,804	8,862,470	8,102,902	28,436,345	25,136,114	14,089,636	12,837,962	7,406,761	7,210,288	3,265,087	3,163,685
	30,629,483	27,537,446	15,745,158	12,877,774	16,813,226	14,396,562	8,429,496	6,776,970	17,311,679	15,910,804	8,862,470	8,102,902	28,436,345	25,136,114	14,089,636	12,837,962	7,406,761	7,210,288	3,265,087	3,163,685
	30,629,483	27,537,446	15,745,158	12,877,774	16,813,226	14,396,562	8,429,496	6,776,970	17,311,679	15,910,804	8,862,470	8,102,902	28,436,345	25,136,114	14,089,636	12,837,962	7,406,761	7,210,288	3,265,087	3,163,685
	30,629,483	27,537,446	15,745,158	12,877,774	16,813,226	14,396,562	8,429,496	6,776,970	17,311,679	15,910,804	8,862,470	8,102,902	28,436,345	25,136,114	14,089,636	12,837,962	7,406,761	7,210,288	3,265,087	3,163,685
	30,629,483	27,537,446	15,745,158	12,877,774	16,813,226	14,396,														

## Selected Notes to the Consolidated Condensed Interim Financial Statements

For the half year ended 31 December 2024 (Un-audited)

Description	(Rupees in thousand)																				
	Power Generation		Room Rental Services		Other Hotel Ancillary Services		Total - Group														
	Half year ended	Quarter ended	Half year ended	Quarter ended	Half year ended	Quarter ended	Half year ended	Quarter ended	Half year ended	Quarter ended	Half year ended	Quarter ended									
31-Dec-2024	31-Dec-2023	31-Dec-2024	31-Dec-2023	31-Dec-2024	31-Dec-2023	31-Dec-2024	31-Dec-2023	31-Dec-2024	31-Dec-2023	31-Dec-2024	31-Dec-2023	31-Dec-2024	31-Dec-2023								
<b>Region</b>																					
Europe	-	-	-	-	-	-	-	-	-	-	-	-	23,260,688	19,364,355	10,476,541	9,245,528					
America	-	-	-	-	-	-	-	-	-	-	-	-	-	9,290,642	9,880,230	4,488,935	4,680,003				
Asia, Africa, Australia	-	-	-	-	-	-	-	-	-	-	-	-	-	17,172,427	17,932,702	9,387,453	8,733,049				
Pakistan	3,611,707	12,273,405	836,940	2,452,150	372,520	307,238	207,286	170,569	75,517	70,812	39,527	39,527	39,514	54,933,461	55,665,382	27,142,391	23,752,946				
	3,611,707	12,273,405	836,940	2,452,150	372,520	307,238	207,286	170,569	75,517	70,812	39,527	39,527	39,514	104,657,238	102,842,669	51,504,990	46,421,526				
<b>Timing of revenue recognition</b>																					
Products and services transferred at a point in time	1,817,088	10,407,485	119,072	1,601,853	372,520	307,238	207,286	170,569	75,517	70,812	39,527	39,527	39,514	102,866,829	100,976,690	50,786,722	45,571,229				
Products and services transferred over time	1,794,609	1,865,919	717,868	850,297	-	-	-	-	-	-	-	-	-	1,794,609	1,865,979	717,868	850,297				
	3,611,707	12,273,405	836,940	2,452,150	372,520	307,238	207,286	170,569	75,517	70,812	39,527	39,527	39,514	104,657,238	102,842,669	51,504,990	46,421,526				
<b>Major products / service lines</b>																					
Yarn	-	-	-	-	-	-	-	-	-	-	-	-	-	-	-	-	-	30,629,463	27,537,446	15,745,158	12,877,774
Grey Cloth	-	-	-	-	-	-	-	-	-	-	-	-	-	-	-	-	-	16,813,226	4,396,562	8,428,486	6,776,970
Process Cloth	-	-	-	-	-	-	-	-	-	-	-	-	-	-	-	-	-	24,416,036	21,225,762	12,663,320	10,711,600
Cosmetics	-	-	-	-	-	-	-	-	-	-	-	-	-	-	-	-	-	62,315	51,720	36,999	26,606
Waste	-	-	-	-	-	-	-	-	-	-	-	-	-	-	-	-	-	131,545	82,247	55,374	82,831
Others	-	-	-	-	-	-	-	-	-	-	-	-	-	-	-	-	-	130,982	130,682	42,225	66,404
Made Ups	-	-	-	-	-	-	-	-	-	-	-	-	-	-	-	-	-	16,022,353	14,235,110	8,344,601	7,622,965
Garments	-	-	-	-	-	-	-	-	-	-	-	-	-	-	-	-	-	7,406,761	7,210,288	3,265,087	3,163,685
Towels and Bath Robes	-	-	-	-	-	-	-	-	-	-	-	-	-	-	-	-	-	4,984,653	5,311,267	1,839,467	2,428,458
Electricity	3,611,707	12,273,405	836,940	2,452,150	-	-	-	-	-	-	-	-	-	-	-	-	-	3,611,707	12,273,405	836,940	2,452,150
Room Rental Services	-	-	-	-	372,520	307,238	207,286	170,569	-	-	-	-	-	-	-	-	-	372,520	307,238	207,286	170,569
Other Hotel Ancillary Services	-	-	-	-	-	-	-	-	75,517	70,812	39,527	39,527	39,514	-	-	-	-	75,517	70,812	39,527	39,514
	3,611,707	12,273,405	836,940	2,452,150	372,520	307,238	207,286	170,569	75,517	70,812	39,527	39,527	39,514	104,657,238	102,842,669	51,504,990	46,421,526				

9.2 Revenue is mainly recognised at point in time as per the terms and conditions of underlying contracts with customers.

	Note	Half year ended		Quarter ended	
		31 December 2024	31 December 2023	31 December 2024	31 December 2023
(Rupees in thousand)					
<b>10 COST OF SALES</b>					
Raw materials consumed		61,058,571	59,527,242	28,887,704	25,726,266
Processing charges		953,619	651,568	452,220	337,859
Salaries, wages and other benefits		9,020,944	7,680,224	4,395,234	4,108,676
Stores, spare parts and loose tools consumed		7,202,173	7,905,505	3,715,571	4,066,826
Packing materials consumed		1,991,363	1,970,917	1,032,975	1,021,505
Repair and maintenance		529,956	563,520	286,056	279,522
Fuel and power		10,593,766	10,142,982	5,104,986	5,129,320
Insurance		285,218	277,203	143,652	139,324
Depreciation on operating fixed assets		2,244,266	2,260,904	1,141,683	1,116,204
Depreciation on right-of-use assets		15,512	16,980	7,756	8,490
Other factory overheads		1,009,486	962,200	485,989	504,628
		94,904,874	91,959,245	45,653,826	42,438,620
Work-in-process					
Opening stock		10,817,097	8,640,997	10,221,391	8,541,392
Closing stock		(11,444,198)	(10,012,218)	(11,444,198)	(10,012,218)
		(627,101)	(1,371,221)	(1,222,807)	(1,470,826)
Cost of goods manufactured		94,277,773	90,588,024	44,431,019	40,967,794
Finished goods					
Opening stock		15,780,455	15,015,877	20,766,911	17,150,612
Closing stock		(22,033,197)	(19,451,838)	(22,033,197)	(19,451,838)
		(6,252,742)	(4,435,961)	(1,266,286)	(2,301,226)
		88,025,031	86,152,063	43,164,733	38,666,568
<b>11 OTHER EXPENSES</b>					
Adjustments to balance payable by CPPA-G	11.1	4,793,674	-	4,793,674	-
Others		124,477	126,380	111,385	26,061
		4,918,151	126,380	4,905,059	26,061

**11.1** Pursuant to the amendments in PPA through Amendment Agreement as more fully explained in note 1 to these consolidated condensed interim financial statements, Nishat Power Limited - Subsidiary Company has agreed to waive off delayed payment mark-up invoices and delayed payment mark-up accrued with respect to payments that have been made by the Power Purchaser upto 31 October 2024. Further, Nishat Power Limited - Subsidiary Company has also agreed on sharing of prior years' earnings relating to fuel and O&M upto 30 June 2023, with the power purchaser.

## Selected Notes to the Consolidated Condensed Interim Financial Statements

For the half year ended 31 December 2024 (Un-audited)

		Half year ended	
		31 December 2024	31 December 2023
<b>12</b>	<b>EARNINGS / (LOSS) PER SHARE - BASIC AND DILUTED</b>		
There is no dilutive effect on the basic earnings per share which is based on:			
Profit / (Loss) attributable to ordinary shareholders of Holding Company (Rupees in thousand)		(788,857)	4,822,480
Weighted average number of ordinary shares of Holding Company (Numbers)		351,599,848	351,599,848
Earnings / (Loss) per share (Rupees)		(2.24)	13.72

		Half year ended	
		31 December 2024	31 December 2023
		(Rupees in thousand)	
	Note		
<b>13</b>	<b>CASH USED IN OPERATIONS</b>		
<b>Profit before taxation and levy</b>		1,283,248	8,155,681
<b>Adjustments for non-cash charges and other items:</b>			
Depreciation on operating fixed assets		2,461,066	2,420,194
Depreciation on right-of-use assets		476,883	477,890
Gain on sale of property, plant and equipment		(37,161)	(11,420)
Dividend income		(1,722,961)	(1,435,705)
(Reversal of) / allowance for expected credit losses		(6,240)	1,376
Profit on deposits with banks		(253,328)	(319,872)
Interest income on advance to associated company		-	(31,220)
Gain on disposal of short term investments		(676,302)	(219,375)
Delayed payment interest written off		1,804,097	-
Sharing of prior years earning (fuel and O&M)		2,989,577	-
Share of (profit) / loss from associates		129,181	(1,669,354)
Net exchange gain		(532,274)	(566,077)
Reversal of fair value adjustment on margin against bank guarantee		(27,750)	-
Finance cost		4,866,864	5,347,372
Working capital changes		(16,069,363)	(17,513,411)
		(5,314,463)	(5,363,921)

	Half year ended	
	31 December 2024	31 December 2023
	(Rupees in thousand)	
<b>13.1 Working capital changes</b>		
(Increase) / decrease in current assets:		
- Stores, spare parts and loose tools	(920,953)	(1,272,862)
- Stock in trade	(18,319,782)	(13,609,931)
- Trade debts	(1,359,586)	(4,509,259)
- Loans and advances	(318,249)	1,012,981
- Short term deposits and prepayments	(239,125)	(53,177)
- Other receivables	3,767,821	771,043
	(17,389,874)	(17,661,205)
Increase in trade and other payables	1,320,511	147,794
	(16,069,363)	(17,513,411)

## 14 SEGMENT INFORMATION

**14.1** The Group has following reportable business segments. The following summary describes the operation in each of the Group's reportable segments:

Spinning:	Producing different qualities of yarn including dyed yarn and sewing thread using natural and artificial fibers.
Weaving:	Producing different qualities of greige fabric using yarn.
Dyeing:	Producing dyed fabric using different qualities of greige fabric.
Home Textile and Terry:	Manufacturing of home textile articles using processed fabric produced from greige fabric and manufacturing of terry and bath products.
Garments :	Manufacturing of garments using processed fabric.
Power Generation:	Generation, transmission and distribution of power using gas, oil, steam, coal, solar and biomass.
Hotel:	Carrying on the business of hotel and allied services.

Transactions among the business segments are recorded at cost. Inter segment sales and purchases have been eliminated from the total.

## Selected Notes to the Consolidated Condensed Interim Financial Statements

For the half year ended 31 December 2024 (Un-audited)

	Spinning		Weaving		Dyeing		Home Textile and Terry		Garments		Power Generation		Hotel		Elimination of inter-segment Transactions		Total - Group	
	Half year ended 31-Dec-24	31-Dec-23	Half year ended 31-Dec-24	31-Dec-23	Half year ended 31-Dec-24	31-Dec-23	Half year ended 31-Dec-24	31-Dec-23	Half year ended 31-Dec-24	31-Dec-23	Half year ended 31-Dec-24	31-Dec-23	31-Dec-24	Half year ended 31-Dec-24	31-Dec-23	Half year ended 31-Dec-24	31-Dec-23	
Revenue from contracts with customers	30,629,483	27,537,446	16,813,226	14,386,562	17,311,679	15,910,894	28,436,345	25,136,114	7,400,761	7,210,288	3,611,707	12,273,405	448,037	378,050	-	104,657,238	102,842,689	
Other expenses	7,254,154	6,874,726	14,774,125	15,863,696	2,064,754	1,762,594	327,671	205,342	1,017,707	1,682	9,869,578	10,356,827	-	-	-	(4,918,151)	(126,380)	
Inter-segment	37,883,637	36,412,172	31,527,351	30,260,256	19,376,433	17,673,308	28,764,276	25,341,456	8,424,466	7,211,970	13,511,285	22,630,232	448,037	378,050	(55,278,189)	37,064,777	2,984,149	
Cost of sales	63,901,667	(32,646,333)	(28,924,715)	(27,814,818)	(18,133,325)	(15,249,930)	(22,679,528)	(20,435,390)	(7,239,071)	(6,431,302)	(11,840,776)	(20,407,788)	(284,838)	(232,219)	35,276,189	104,657,238	102,842,689	
Gross profit	3,891,670	3,766,779	2,602,636	2,445,440	1,243,108	2,423,376	5,684,688	4,906,066	1,066,397	760,668	1,670,929	2,222,444	183,199	145,831	-	(86,152,063)	(86,152,063)	
Distribution cost	(679,946)	(500,639)	(790,869)	(624,687)	(953,760)	(632,167)	(6,675,664)	(3,905,677)	(643,677)	(616,024)	-	-	(32,893)	(41,081)	-	(6,728,087)	(5,679,164)	
Administrative expenses	(477,489)	(345,303)	(294,503)	(259,647)	(697,337)	(174,243)	(697,982)	(784,459)	(205,548)	(163,808)	(317,081)	(266,890)	(32,893)	(41,081)	-	(2,333,313)	(2,035,512)	
Profit before taxation and levy and unallocated income and expenses	(1,051,415)	(845,942)	(1,074,369)	(784,334)	(1,241,517)	(706,410)	(4,574,866)	(4,380,127)	(749,165)	(679,832)	(617,081)	(666,890)	(32,893)	(41,081)	-	(3,061,400)	(7,714,676)	
Profit before taxation	2,830,255	2,920,987	1,527,273	1,661,106	1,591	1,716,968	1,310,822	515,939	317,232	100,836	1,353,428	1,955,464	130,206	104,750	-	7,570,897	8,975,930	
Taxation	-	-	-	-	-	-	-	-	-	-	-	-	-	-	-	-	-	
Profit / (Loss) after taxation	-	-	-	-	-	-	-	-	-	-	-	-	-	-	-	-	-	
Unallocated income and expenses:	-	-	-	-	-	-	-	-	-	-	-	-	-	-	-	-	-	
Other expenses	-	-	-	-	-	-	-	-	-	-	-	-	-	-	-	-	-	
Finance cost	-	-	-	-	-	-	-	-	-	-	-	-	-	-	-	-	-	
Share of net profit / (loss) of associates accounted for using the equity method	-	-	-	-	-	-	-	-	-	-	-	-	-	-	-	-	-	
Profit before levy and taxation	-	-	-	-	-	-	-	-	-	-	-	-	-	-	-	-	-	
Levy	-	-	-	-	-	-	-	-	-	-	-	-	-	-	-	-	-	
Profit before taxation	-	-	-	-	-	-	-	-	-	-	-	-	-	-	-	-	-	
Taxation	-	-	-	-	-	-	-	-	-	-	-	-	-	-	-	-	-	
Profit / (Loss) after taxation	-	-	-	-	-	-	-	-	-	-	-	-	-	-	-	-	-	
Unallocated income and expenses:	-	-	-	-	-	-	-	-	-	-	-	-	-	-	-	-	-	
Other expenses	-	-	-	-	-	-	-	-	-	-	-	-	-	-	-	-	-	
Finance cost	-	-	-	-	-	-	-	-	-	-	-	-	-	-	-	-	-	
Share of net profit / (loss) of associates accounted for using the equity method	-	-	-	-	-	-	-	-	-	-	-	-	-	-	-	-	-	
Profit before levy and taxation	-	-	-	-	-	-	-	-	-	-	-	-	-	-	-	-	-	
Levy	-	-	-	-	-	-	-	-	-	-	-	-	-	-	-	-	-	
Profit before taxation	-	-	-	-	-	-	-	-	-	-	-	-	-	-	-	-	-	
Taxation	-	-	-	-	-	-	-	-	-	-	-	-	-	-	-	-	-	
Profit / (Loss) after taxation	-	-	-	-	-	-	-	-	-	-	-	-	-	-	-	-	-	

### 14.3 Reconciliation of reportable segment assets and liabilities

	Spinning		Weaving		Dyeing		Home Textile and Terry		Garments		Power Generation		Hotel		Total - Group	
	Un-audited 31-Dec-24	Audited 30-Jun-24	Un-audited 31-Dec-24	Audited 30-Jun-24	Un-audited 31-Dec-24	Audited 30-Jun-24	Un-audited 31-Dec-24	Audited 30-Jun-24	Un-audited 31-Dec-24	Audited 30-Jun-24	Un-audited 31-Dec-24	Audited 30-Jun-24	Un-audited 31-Dec-24	Audited 30-Jun-24	Un-audited 31-Dec-24	Audited 30-Jun-24
Total assets for reportable segments	46,860,443	29,809,056	20,863,659	18,395,629	41,455,793	35,756,170	40,684,959	29,840,664	8,975,130	8,511,587	31,832,006	42,861,914	1,072,073	1,323,814	191,743,963	166,598,834
Unallocated as sets:	-	-	-	-	-	-	-	-	-	-	-	-	-	-	-	-
Long term investments	-	-	-	-	-	-	-	-	-	-	-	-	-	-	76,786,682	70,842,828
Short term investments	-	-	-	-	-	-	-	-	-	-	-	-	-	-	9,586,361	4,264,954
Other receivables	-	-	-	-	-	-	-	-	-	-	-	-	-	-	9,307,190	13,079,543
Cash and bank balances	-	-	-	-	-	-	-	-	-	-	-	-	-	-	5,616,648	11,180,968
Other corporate assets	-	-	-	-	-	-	-	-	-	-	-	-	-	-	1,880,788	7,739,231
Total assets as per consolidated condensed interim statement of financial position	46,860,443	29,809,056	20,863,659	18,395,629	41,455,793	35,756,170	40,684,959	29,840,664	8,975,130	8,511,587	31,832,006	42,861,914	1,072,073	1,323,814	191,743,963	166,598,834
Total liabilities for reportable segments	4,394,750	1,054,730	3,246,778	340,646	2,746,680	3,394,434	4,931,641	4,650,003	1,313,654	960,786	3,906,785	4,788,054	87,613	161,842	20,627,961	15,353,605
Unallocated liabilities:	-	-	-	-	-	-	-	-	-	-	-	-	-	-	-	-
Deferred liabilities	-	-	-	-	-	-	-	-	-	-	-	-	-	-	6,749,299	6,900,539
Other corporate liabilities	-	-	-	-	-	-	-	-	-	-	-	-	-	-	100,196,582	93,694,401
Total liabilities as per consolidated condensed interim statement of financial position	4,394,750	1,054,730	3,246,778	340,646	2,746,680	3,394,434	4,931,641	4,650,003	1,313,654	960,786	3,906,785	4,788,054	87,613	161,842	20,627,961	15,353,605

## 15 FAIR VALUE MEASUREMENTS - FINANCIAL INSTRUMENTS

## i) Fair value hierarchy

Judgments and estimates are made in determining the fair values of the financial instruments that are recognised and measured at fair value in these consolidated condensed interim financial statements. To provide an indication about the reliability of the inputs used in determining fair value, the Group has classified its financial instruments into the following three levels. An explanation of each level follows underneath the table.

**Recurring fair value measurements  
At 31 December 2024 - Un-audited**

Level 1

Level 2

Level 3

Total

(Rupees in thousand)

	Level 1	Level 2	Level 3	Total
<b>Financial assets</b>				
Fair value through other comprehensive income	27,048,500	-	-	27,048,500
Derivative financial assets	-	39,724	-	39,724
<b>Total financial assets</b>	<b>27,048,500</b>	<b>39,724</b>	<b>-</b>	<b>27,088,224</b>
<b>Financial liabilities</b>				
Derivative financial liabilities	-	2,255	-	2,255
<b>Total financial liabilities</b>	<b>-</b>	<b>2,255</b>	<b>-</b>	<b>2,255</b>

**Recurring fair value measurements  
At 30 June 2024 - Audited**

Level 1

Level 2

Level 3

Total

(Rupees in thousand)

	Level 1	Level 2	Level 3	Total
<b>Financial assets</b>				
Fair value through other comprehensive income	23,400,372	-	-	23,400,372
Derivative financial assets	-	44,256	-	44,256
<b>Total financial assets</b>	<b>23,400,372</b>	<b>44,256</b>	<b>-</b>	<b>23,444,628</b>
<b>Financial liabilities</b>				
Derivative financial liabilities	-	19,392	-	19,392
<b>Total financial liabilities</b>	<b>-</b>	<b>19,392</b>	<b>-</b>	<b>19,392</b>

The above table does not include fair value information for financial assets and financial liabilities not measured at fair value if the carrying amounts are a reasonable approximation of fair value. Due to short term nature, carrying amounts of certain financial assets and financial liabilities are considered to be the same as their fair value. For the majority of the non-current receivables, the fair values are also not significantly different to their carrying amounts.

There were no transfers between levels 1 and 2 for recurring fair value measurements during the half year ended 31 December 2024. Further there was no transfer out of level 3 measurements.

The Group's policy is to recognise transfers into and transfers out of fair value hierarchy levels as at the end of the reporting period.

## Selected Notes to the Consolidated Condensed Interim Financial Statements

For the half year ended 31 December 2024 (Un-audited)

**Level 1:** The fair value of financial instruments traded in active markets (such as publicly traded derivatives, and equity securities) is based on quoted market prices at the end of the reporting period. The quoted market price used for financial assets held by the Group is the current bid price. These instruments are included in level 1.

**Level 2:** The fair value of financial instruments that are not traded in an active market (for example, over-the-counter derivatives) is determined using valuation techniques which maximise the use of observable market data and rely as little as possible on entity-specific estimates. If all significant inputs required to fair value an instrument are observable, the instrument is included in level 2.

**Level 3:** If one or more of the significant inputs is not based on observable market data, the instrument is included in level 3. This is the case for unlisted equity securities.

**ii) Valuation techniques used to determine fair values**

Specific valuation techniques used to value financial instruments include the use of quoted market prices or dealer quotes for similar instruments.

**16 TRANSACTIONS WITH RELATED PARTIES**

The related parties comprise associated undertakings, other related companies, post employment benefit plan and key management personnel. The Group in the normal course of business carries out transactions with various related parties. Detail of transactions with related parties is as follows:

**i) Transactions**

	Half year ended		Quarter ended	
	31 December 2024	31 December 2023	31 December 2024	31 December 2023
	(Rupees in thousand)			
<b>Associated companies</b>				
Investment made	936,302	586,900	629,155	586,900
Buy back of investment	28,500	-	-	-
Short term loans made	-	25,280	-	-
Short term loans received	8,000	-	-	-
Purchase of goods and services	2,121,521	150,965	2,026,327	76,674
Sharing of expenses	1,807	1,054	889	554
Sale of goods and services	98,108	17,891	41,711	4,807
Purchase of operating fixed assets	61,409	55,912	7,480	30,562
Rental income	5,183	4,035	2,297	2,018
Rent paid	55,122	50,080	27,561	25,040
Dividend income	1,712,416	1,427,039	856,131	761,005
Dividend paid	95,098	154,265	95,098	154,265
Insurance premium paid	492,318	403,015	226,531	214,321
Insurance claims received	113,824	43,339	66,443	18,346
Interest income	80,158	126,563	33,275	73,324
Finance cost	145,455	84,098	100,746	43,158
<b>Other related parties</b>				
Sale of goods and services	1,054	317	776	68
Interest income	23,214	87,434	76	31,756
Finance cost	405	456	365	361
Group's contribution to provident fund trust	384,851	324,099	203,164	183,892
Remuneration paid to Chief Executive Officer and Executives of the Holding Company	1,400,139	1,142,213	868,705	707,477
Dividend paid	266,003	443,338	266,003	443,338

**ii) Period end balances**

	As at 31 December 2024		
	Associated companies	Other related parties	Total
	(Rupees in thousand)		
Trade and other payables	1,859,472	-	1,859,472
Accrued markup	60,766	-	60,766
Short term borrowings	5,319,561	-	5,319,561
Property, plant and equipment	7,480	-	7,480
Long term loans	-	340,869	340,869
Trade debts	24,697	116	24,813
Loans and advances	538,293	98,910	637,203
Other receivables	4,494	-	4,494
Accrued interest	65,069	41	65,110
Cash and bank balances	3,339,633	29,715	3,369,348

## Selected Notes to the Consolidated Condensed Interim Financial Statements

For the half year ended 31 December 2024 (Un-audited)

	As at 30 June 2024 (Audited)		
	Associated companies	Other related parties	Total
	(Rupees in thousand)		
Trade and other payables	156,388	-	156,388
Accrued markup	8,682	-	8,682
Short term borrowings	2,677,786	-	2,677,786
Property, plant and equipment	19,672	-	19,672
Long term loans	-	332,242	332,242
Trade debts	5,730	-	5,730
Loans and advances	191	126,207	126,398
Accrued interest	6,434	-	6,434
Cash and bank balances	7,256,809	1,497,334	8,754,143

### 17 FINANCIAL RISK MANAGEMENT

The Group's financial risk management objectives and policies are consistent with those disclosed in the preceding audited annual published consolidated financial statements of the Group for the year ended 30 June 2024.

### 18 DATE OF AUTHORIZATION FOR ISSUE

These consolidated condensed interim financial statements were approved by the Board of Directors and authorized for issue on 28 February 2025.

### 19 CORRESPONDING FIGURES

In order to comply with the requirements of International Accounting Standard (IAS) 34 "Interim Financial Reporting", the consolidated condensed interim statement of financial position and consolidated condensed interim statement of changes in equity have been compared with the balances of annual audited consolidated financial statements of preceding financial year, whereas, the consolidated condensed interim statement of profit or loss, consolidated condensed interim statement of comprehensive income and consolidated condensed interim statement of cash flows have been compared with the balances of comparable period of immediately preceding financial year.


Corresponding figures have been re-arranged, wherever necessary, for the purpose of comparison. However, no significant re-arrangement have been made.

### 20 GENERAL

Figures have been rounded off to the nearest thousand of Rupees unless otherwise stated.



CHIEF EXECUTIVE OFFICER



DIRECTOR



CHIEF FINANCIAL OFFICER

☆ بورڈ آف ڈائریکٹرز وقتاً فوقتاً، ڈائریکٹرز معاوضہ پالیسی کا جائزہ اور اس کی منظوری دے گا۔

**انٹہا تشکر**

بورڈ انتظامیہ، عملہ اور کارکنوں کی گراں قدر کوششوں کو سراہتا ہے۔

**منجانب بورڈ آف ڈائریکٹرز**

David Iqbal

**فرید نور علی فضل**

ڈائریکٹر

Umamsha

**میاں عمر شفا**

چیف ایگزیکٹو آفیسر

28 فروری 2025ء

لاہور

## تفہیل

2	(i) آزاد ڈائریکٹرز
4	(ii) نان ایگزیکٹو ڈائریکٹرز
1	(iii) ایگزیکٹو ڈائریکٹر

## بورڈ کی کمیٹیاں

### آڈٹ کمیٹی

نمبر شمار	نام ڈائریکٹر
1	مسز مہک عادل (چیئر پرسن ارکن)
2	سید زاہد حسین (رکن)
3	جناب فرید نور علی فضل (رکن)

### ہیومن ریسورس اور معاوضہ (HR&R) کمیٹی

نمبر شمار	نام ڈائریکٹر
1	میاں عمر منشا (رکن)
2	مسز سارہ عقیل (چیئر پرسن ارکن)
3	جناب محمود اختر (رکن)

### ڈائریکٹرز کا مشاہرہ

بورڈ آف ڈائریکٹرز نے ڈائریکٹرز کے معاوضہ کی پالیسی کی منظوری دی ہے۔ پالیسی کی بنیادی خصوصیات مندرجہ ذیل ہیں:

☆ کمپنی بورڈ اور اس کی کمیٹیوں کے اجلاسوں میں شرکت کی فیس کے سوائے آزاد ڈائریکٹرز سمیت اپنے نان ایگزیکٹو ڈائریکٹرز کو معاوضہ ادا نہیں کرے گی۔

☆ کمپنی بورڈ اور اس کی کمیٹیوں کے اجلاسوں میں شرکت کے سلسلے میں ڈائریکٹرز کے سفر اور رہائش کے اخراجات ادا کرے گی۔

ڈویژن میں بائیو ماس پر چلنے والے کرائے کے بوائے لگائے گئے ہیں، جس سے بھاپ کی لاگت میں نمایاں کمی آئی ہے۔

کمپنی کی جانب سے بائیو ماس جمع کرنے کے مراکز قائم کرنے کا سلسلہ فی الحال جاری ہے، جو مکمل طور پر کمپنی کے زیر انتظام ہوں گے۔ اس منصوبے کا مقصد کمپنی کو بائیو ماس کی مستقل فراہمی کو کم سے کم قیمت پر یقینی بنانا ہے، جس سے کونکے پر انحصار کم ہوگا۔ یہ اقدام ملک میں دھوئیں کی سطح کو کم کرنے میں بھی مددگار ہوگا، کیونکہ کسانوں سے براہ راست خریداری کرنے سے وہ فصلوں کی باقیات کو جلانے سے اجتناب کریں گے۔

ہم سٹشی توانائی کے منصوبے کمپنی کے مختلف مقامات پر لگا چکے ہیں۔ فی الحال، ہم مختلف سائٹس پر 15.31 میگا واٹ کے نئے سٹشی پلانٹس لگا رہے ہیں، جس سے آپریٹنگ لاگت میں بہت زیادہ کمی متوقع ہے۔ یہ ہمارے موجودہ 21.21 میگا واٹ کے سٹشی توانائی کے منصوبوں کے علاوہ ہے، جو ہماری مختلف سائٹس پر کامیابی سے مکمل ہو چکے ہیں۔

توانائی کی کارکردگی کو مزید بہتر بنانے کے لیے، کمپنی اگلے مالی سال ایک انتہائی موثر 1.5 میگا واٹ کے گیس انجن میں سرمایہ کاری کرنے کا منصوبہ بنا رہی ہے۔ یہ اقدام پیداواری لاگت کو مزید کم کرنے اور مجموعی توانائی کی کارکردگی کو بہتر بنانے کے لیے ہے، جو ہمارے طویل مدتی پائیداری کے مقاصد کے مطابق ہے۔

### ذیلی کمپنیاں اور کنسولیڈیٹڈ مالیاتی گوشوارے

نشاط پاور لمیٹڈ، نشاط لینن (پرائیویٹ) لمیٹڈ، نشاط ہاسٹیلٹیٹی (پرائیویٹ) لمیٹڈ، نشاط کموڈٹیز (پرائیویٹ) لمیٹڈ، نشاط یو ایس اے انکار پورہیڈ، نشاط لینن ٹریڈنگ ایل ایل سی، نشاط انٹرنیشنل ایف زیڈ ای، چائنا گوانگ ڈونشاط گلوبل کمپنی لمیٹڈ، نشاط یو کے (پرائیویٹ) لمیٹڈ، ورنر فیلٹ اے/ ایس اور ورنر فیلٹ سویرتج اے بی، کمپنی کی پورٹ فولیو میں ذیلی کمپنیاں ہیں۔ اس لیے کمپنی نے انٹرنیشنل فائنیشنل رپورٹنگ سٹینڈرڈز کے مطابق علیحدہ جامع فائنیشنل اسٹیٹمنٹس کے ساتھ، یکجا جامع فائنیشنل اسٹیٹمنٹس کو بھی منسلک کیا ہے۔

### بورڈ کی ساخت

بورڈ کی ساخت درج ذیل ہے:

### ڈائریکٹرز کی کل تعداد

5	(ا) مرد
2	(ب) خواتین

مالی سال 2024-25 کی پہلی ششماہی کے دوران ٹیری پونٹ کی کارکردگی بھی مستحکم رہی ہے۔

اضافہ / (کمی)		31 دسمبر کو اختتام شدہ ششماہی		ٹیری
فیصد	قدر	2023	2024	
(4.06)	(119)	2,933	2,814	فروخت - (کلوگرام '000)
(3.59)	(59.49)	1,659.14	1,599.65	قیمت فی کلوگرام
(7.50)	(364,827)	4,866,254	4,501,427	فروخت - (1000 روپے)

### گارمنٹس

ڈویژن کے منافع میں مالی سال 2024-25 کی پہلی ششماہی کے دوران گزشتہ مالی سال کے اسی عرصے کے مقابلے میں نمایاں بہتری آئی ہے۔ یہ کامیابی خاص طور پر قابل ذکر ہے کیونکہ توانائی اور آپریشنل لاگت کی بلند قیمتوں کے باوجود حاصل کی گئی۔ فروخت کی مقدار میں 26.99% کا قابل ذکر اضافہ ہوا، جو گزشتہ سال کی پہلی ششماہی میں 2.953 ملین گارمنٹس سے بڑھ کر موجودہ ششماہی میں 3.750 ملین گارمنٹس تک پہنچ گئی۔

اضافہ / (کمی)		31 دسمبر کو اختتام شدہ ششماہی		گارمنٹس
فیصد	قدر	2023	2024	
26.99	797	2,953	3,750	فروخت - (گارمنٹس '000)
(8.40)	(199.59)	2,375.44	2,175.85	قیمت فی گارمنٹ
16.32	1,144,754	7,014,680	8,159,434	فروخت - (1000 روپے)

حالیہ مہینوں میں افراط زر اور سود کی شرح میں کمی نے ایک سازگار اقتصادی تبدیلی کی طرف اشارہ کیا ہے، جس سے لاگت پر دو باؤ کو کم کرنے اور مالی سال کی دوسری ششماہی میں مالی کارکردگی کو مزید بہتر بنانے کی توقع ہے۔

مستقبل قریب میں، ایک قوی امید ہے کہ یہ مثبت اقتصادی اشارے، اور ڈویژن کے اسٹریٹجک اقدامات جو کہ کارکردگی کو بہتر بنانے اور مارکیٹ میں نئے مواقع کو حاصل کرنے کے لیے ہیں، منافع میں مزید اضافے اور مستقبل میں پائیدار ترقی کو فروغ دیں گے۔

### پاور جنریشن

توانائی کی بڑھتی ہوئی لاگت کو کم کرنے اور عالمی پائیداری کے مقاصد میں حصہ ڈالنے کے لیے، ہماری کیمپنی، جو ایک اہم برآمداتی ادارہ ہے، نے قابل تجدید توانائی میں بڑے پیمانے پر سرمایہ کاری کی ہے تاکہ ہمارے کاربن فٹ پرنٹ (Carbon Foot Print) اور آپریشنل اخراجات کو کم کیا جاسکے۔ ہم نے پہلے ہی شمسی توانائی میں کافی وسائل لگائے ہیں اور روایتی توانائی کے ذرائع سے آہستہ آہستہ دور ہو رہے ہیں۔ اس میں ایک اہم کامیابی 9 میگا واٹ کے کبائسنڈ ہیٹ اینڈ پاور (CHP) بوائلر کو بائیو ماس میں تبدیل کرنا شامل ہے مزید برآں لاہور کے ٹیری ڈویژن اور بھیکلی کے ویونگ

اضافہ/(کمی)		31 دسمبر کو اختتام شدہ ششماہی		پروسیسڈ کلا تھ
فیصد	قدر	2023	2024	
0.97	220	22,599	22,819	فروخت - (میٹرز 1000)
0.36	2.47	691.85	694.32	قیمت فی میٹر
1.33	208,575	15,635,069	15,843,644	فروخت - (1000 روپے)

ڈویژن نے نئے کارڈورائے فیبرک پروجیکٹ میں سرمایہ کاری کرنے کا منصوبہ بنایا ہے، جس کا مقصد ہماری پیداوار کی صلاحیتوں کو بڑھانا اور ہمارے مصنوعات کی رینج کو متنوع بنانا ہے۔ کارڈورائے فیبرک کو ہمارے پورٹ فولیو میں شامل کرنے سے ہمیں پیداوار کی صلاحیت کو بہتر بنانے کا موقع ملے گا، خاص طور پر کاروباری سائیکل (Business Cycle) کے کم طلب والے مہینوں میں اور زیادہ کنٹری بیوشن مارجن حاصل ہوں گے۔ مزید برآں، یہ اقدام نئی مارکیٹس کو دریافت کرنے کے مواقع فراہم کرے گا، جس سے کم مارجن والے مقامی کاروبار پر پراٹھار کم ہوگا اور زیادہ ویلیو والے سیکٹس میں ہماری پوزیشن کو مستحکم کرے گا۔

### گھریلو ٹیکسٹائل اور ٹیری (Home Textile and Terry)

ہوم ٹیکسٹائل ڈویژن نے موجودہ ششماہی میں گزشتہ مالی سال کے اسی عرصے کے مقابلے میں نمایاں اضافہ ریکارڈ کیا، حالانکہ اقتصادی مشکلات کا سامنا تھا۔ یہ ترقی مصنوعات کے پورٹ فولیو کی اسٹریٹیجک ری الائنمنٹ کے ذریعے حاصل کی گئی، جس میں بڑھتی ہوئی اجرت اور یوٹیلیٹی اخراجات کے اثرات کو کم کرنے کے لیے زیادہ ویلیو ایڈڈ مصنوعات کو ترجیح دی گئی۔

یہ بات درست ہے کہ مالی سال کی دوسری ششماہی میں منافع پر دباؤ کا مسئلہ ایک اہم تشویش ہے، جس کی بڑی وجہ توانائی کی بڑھتی ہوئی قیمتیں ہیں۔ اس کے جواب میں، ہم اپنی اعلیٰ قدر والی مصنوعات کی لائن کو بڑھانے پر توجہ دے رہے ہیں، اور ہمارا خیال ہے کہ یہ حکمت عملی منافع کو مستحکم کرنے میں مددگار ثابت ہوگی۔ خوش آئند بات یہ ہے کہ ہمارے آرڈرز کی فہرست مسلسل بڑھ رہی ہے، اور آنے والے آرڈرز کی پیش گوئیوں سے ظاہر ہوتا ہے کہ اگر کوئی بڑی عالمی رکاوٹ نہ آئے تو گزشتہ سال کے مقابلے میں سال کے آخر میں کارکردگی زیادہ بہتر ہوگی۔

اضافہ/(کمی)		31 دسمبر کو اختتام شدہ ششماہی		پروسیسڈ کلا تھ اینڈ میڈ ایبلز
فیصد	قدر	2023	2024	
(7.53)	(1,024)	13,602	12,578	فروخت - (میٹرز 1000)
12.49	99.28	794.77	894.05	قیمت فی میٹر
4.02	434,880	10,810,508	11,245,388	فروخت - (1000 روپے)

اضافہ/(کمی)		31 دسمبر کو اختتام شدہ ششماہی		یاد دہانی
فیصد	قدر	2023	2024	
40.98	8,734	21,312	30,046	فروخت - (کلوگرام 1000)
4.84	41.48	857.17	898.65	قیمت فی کلوگرام
47.80	8,732,725	18,268,004	27,000,729	فروخت - (1000 روپے)

### بائی (Weaving)

جبکہ فیشن فیبر کس کی برآمدی طلب کم رہی، تکنیکی فیبر کس کی فروخت میں نمایاں اضافہ نے مالی سال 2024-25 کی پہلی ششماہی میں زبردست برآمدی ترقی کو فروغ دیا۔ ڈویژن کی فروخت کی مقدار اور قیمت میں بالترتیب %11.09 اور %17.38 کا اضافہ ہوا، جو پچھلے سال کے اسی عرصے کے مقابلے میں منافع میں قابل ذکر اضافے کا سبب بنا۔

اضافہ/(کمی)		31 دسمبر کو اختتام شدہ ششماہی		گرے کلاتھ
فیصد	قدر	2023	2024	
11.09	5,092	45,901	50,993	فروخت - (میٹرز 1000)
5.66	19.09	337.04	356.13	قیمت فی میٹر
17.38	2,689,397	15,470,597	18,159,994	فروخت - (1000 روپے)

فلامنٹ فیبر کس کی بڑھتی ہوئی مانگ کو پورا کرنے کے لیے، ڈویژن نے نئی فلامنٹ وارپنگ مشین کی تنصیب کی ہے تاکہ بڑھتے ہوئے کسٹمر آرڈرز کو پورا کیا جاسکے۔ مزید برآں، ہم نے اپنی بنائی کی صلاحیت کو بڑھاتے ہوئے 35 نئی توانائی بچانے والے 210 سینٹی میٹر ٹیوٹا لومز نصب کی ہیں، جو پیداوار میں نمایاں اضافہ کریں گی۔

### رنگائی (Dyeing)

رنگائی ڈویژن کو عالمی سطح پر ملبوسات کی کمزور مانگ کی وجہ سے منافع میں کمی کا سامنا کرنا پڑا، جو کہ اقتصادی سست روی کی وجہ سے تھا۔ عالمی مارکیٹس میں ٹائم ڈینم وون ملبوسات کی طلب میں کمی نے ڈائیزنگ فیبرک کی مانگ کو کم کر دیا، جس کے نتیجے میں مقامی اور علاقائی حربیوں کے درمیان شدید مقابلہ اور قیمتوں میں مسابقت شروع ہوئی، جہاں سب ہی محدود مارکیٹ شیئر کے لیے جدوجہد کر رہے تھے۔

پاکستان کا نسبتاً چھوٹا مقامی گارمنٹ مینوفیکچرنگ بیس ان چیلنجز کو مزید بڑھا دیتا ہے۔ طویل ترسیل کے اوقات اور زیادہ مال برداری لاگت کی وجہ سے برانڈز اور ریٹیلرز نے اپنے ملبوسات بنانے والے ممالک سے ہی فیبرک کی خریداری کرنا شروع کر دی ہے۔ ان عوامل کے نتیجے میں، مالی سال کی دوسری ششماہی کا دورانیہ مزید مشکل ہونے کی توقع ہے۔

ٹیکسٹائل برآمدات میں مالی سال 2024 کے اسی عرصے کے مقابلے میں تقریباً 10% کا اضافہ ہوا۔ پاکستانی روپے کا امریکی ڈالر کے مقابلے میں استحکام، جو کہ چھ ماہ کے عرصے میں 278 روپے فی امریکی ڈالر رہا، نے کلیدی کردار ادا کیا۔ مزید برآں، اسٹیٹ بینک آف پاکستان کے پالیسی ریٹ میں کمی، جو 01 جولائی 2024 کو 20.50% سے کم ہو کر 31 دسمبر 2024 کو 13% تک ہو گئی، کی وجہ سے خاص طور پر فکسڈ لاگت میں کمی اور کاروباری منافع میں اضافہ ہوا۔ اس شعبے کو بنگلہ دیش میں داخلی تنازعات سے بھی فائدہ پہنچا، جس کے نتیجے میں کئی بین الاقوامی خریداروں نے اپنے آرڈرز پاکستان کی طرف منتقل کر دیے، جس سے ملک کی عالمی ٹیکسٹائل منڈیوں میں پوزیشن مضبوط ہوئی۔

عالمی معیشت میں سست روی کے باوجود، مالی سال 2024-25 کی پہلی ششماہی میں بحالی کے آثار ظاہر ہوئے، جو افراط زر پر قابو پانے کی کامیاب کوششوں کے باعث ہیں۔ دنیا بھر کے مرکزی بینکوں نے سود کی شرح میں کمی کر کے مانیٹری پالیسی میں نرمی شروع کر دی ہے۔ ان سازگار حالات کے پیش نظر، پاکستان کے ٹیکسٹائل شعبے کا 2024-25 کے مالی سال کی دوسری ششماہی کے لیے منظر نامہ مثبت نظر آ رہا ہے، جس میں مسلسل ترقی اور توسیع کے بھرپور مواقع موجود ہیں۔

## سیکٹ تجزیہ

کمپنی کی طبقاتی کارکردگی کا مختصر جائزہ درج ذیل ہے:

### کٹائی (Spinning)

مالی سال 2024-25 کی پہلی ششماہی میں مقامی خام کپاس کی قیمتیں بلند رہیں کیونکہ فصل میں کمی آئی تھی جس کی وجہ سے اسپنرز کی جانب سے خریداری میں تیزی آئی۔ اس دوران، عالمی سطح پر کپاس کی قیمتوں میں کمی نے قیمتوں میں عدم توازن پیدا کیا جس کی وجہ سے دھاگہ برآمد کرنے والوں کے لیے چیلنجز پیدا ہوئے۔ جیسے ہی مقامی کپاس دستیاب ہوئی، کمپنی نے خریداری شروع کر دی اور اپنے سالانہ خام کپاس کی ضروریات کو مقامی اور درآمد شدہ کپاس کے مرکب کے ذریعے پورا کرنے کا منصوبہ بنایا، جس میں گزشتہ سال کی نسبت زیادہ درآمدات شامل ہوں گی۔

مقامی مارکیٹ میں، خاص طور پر اوپن اینڈ یارن (Open-end yarn) کے لیے، مسلسل طلب دیکھی گئی، جس سے اسپنرز کو فائدہ مند قیمتیں حاصل کرنے کا موقع ملا۔ اس کے برعکس، برآمدی کٹن یارن کی قیمتیں پوری ششماہی کے دوران دباؤ میں رہیں اور مانگ میں کوئی خاص اضافہ نہیں ہوا۔ عالمی اقتصادی کساد بازاری نے بین الاقوامی خریداروں کی جانب سے بڑی مقدار میں یارن خریداری کو روک رکھا تھا۔ بھارت، ویتنام، اور انڈونیشیا سے مقابلہ ہمارے رنگ اسپن (Ring spun) اور اوپن اینڈ یارن (Open-end yarn) کی برآمد کے لیے ایک بڑا چیلنج بن گیا۔ ان غیر مناسب حالات کے باوجود، ڈویژن نے گزشتہ سال کے اسی عرصے کے مقابلے میں اپنے منافع کو بہتر بنایا، جو اس کی اعلیٰ معیار کی مصنوعات اور مضبوط کسٹمر بیس کی بدولت ممکن ہوا۔

## ڈائریکٹرز کی رپورٹ

نشاط ملز لمیٹڈ ("کمپنی") کے ڈائریکٹرز 31 دسمبر 2024 کو اختتام شدہ ششماہی کے لیے ڈائریکٹرز کی رپورٹ پیش کرتے ہوئے خوشی محسوس کر رہے ہیں۔

## آپریٹنگ مالی نتائج

31 دسمبر 2024 کو ختم ہونے والی ششماہی کے دوران یہ میں کمپنی نے آمدنی میں زبردست اضافے کا مظاہرہ کیا، جو پچھلے سال کے اسی عرصے کے مقابلے میں (16.17%) 12.446 ارب روپے بڑھ گئی۔ آمدنی میں یہ اضافہ کمپنی کی طلب کو برقرار رکھنے اور اقتصادی مشکلات کے باوجود اپنے مارکیٹ شیئر کو بڑھانے کی صلاحیت کو ظاہر کرتا ہے۔

مجموعی منافع میں بھی 13.35% کا نمایاں اضافہ ہوا، جو پچھلے سال کے اسی عرصے کے مقابلے میں 1.242 ارب روپے بڑھا۔ تاہم، مجموعی منافع کا مارجن معمولی کمی سے کم ہو کر 12.09% سے 11.80% ہو گیا، جو فروخت کی لاگت میں اضافے کی وجہ سے منافع پر دباؤ کو ظاہر کرتا ہے۔

اضافہ / (کمی) فیصد	31 دسمبر کو اختتام شدہ ششماہی		مالی جھلکیاں
	2023	2024	
16.17	76,970,895	89,416,524	آمدنی (روپے '000)
13.35	9,304,971	10,546,988	مجموعی منافع (روپے '000)
(26.45)	5,633,456	4,143,351	بعد از ٹیکس منافع (روپے '000)
	12.09	11.80	مجموعی منافع (فیصد)
	7.32	4.63	بعد از ٹیکس منافع (فیصد)
	16.02	11.78	منافع فی حصص - (روپے)

مجموعی منافع میں اضافے کے باوجود، بعد از ٹیکس منافع میں 26.45% کی نمایاں کمی آئی، جو پچھلے سال کے اسی عرصے کے مقابلے میں 5.633 ارب روپے سے 4.143 ارب روپے تک پہنچ گیا۔ یہ کمی بڑی حد تک دیگر آمدنی میں کمی کی وجہ سے ہے، خاص طور پر ذیلی کمپنی کو دیے گئے قرض پر سود کی آمدن اور ڈیویڈنڈ آمدن میں بالترتیب 1.145 ارب روپے اور 884.221 ملین روپے کی کمی آئی۔ نتیجتاً، بعد از ٹیکس منافع کا مارجن 7.32% سے کم ہو کر 4.63% تک آ گیا، جو لاگت میں اضافے اور دیگر آمدنی میں کمی کے مجموعی اثرات کو ظاہر کرتا ہے۔

## مارکیٹ کا عمومی جائزہ اور مستقبل کے امکانات

پاکستان کی ٹیکسٹائل انڈسٹری نے موجودہ مالی سال کی پہلی ششماہی میں زبردست کارکردگی کا مظاہرہ کیا، مالی سال 2025 کی پہلی ششماہی میں



**REGISTERED OFFICE:**

Nishat House, 53-A, Lawrence Road, Lahore

Tel: 042-36360154, 042-111 113 333

[nishat@nishatmills.com](mailto:nishat@nishatmills.com)

[www.nishatmillsltd.com](http://www.nishatmillsltd.com)