

**QUARTERLY REPORT
FOR THE FIRST QUARTER ENDED
30TH SEPTEMBER 2015
(UN-AUDITED)**

Haji Mohammad Ismail Mills Limited

Registered Office:
409-Commerce Centre, Hasrat Mohani Road, Karachi.

HAJI MOHAMMAD ISMAIL MILLS LIMITED

COMPANY INFORMATION

Board of Directors	Mr. Najeeb Mushtaq Vohra – Chief Executive Mr. Mohammad Sarfraz - Executive Director Mr. Gulzar Siddiq - Independent Mr. Mohammad Sadiq- Non Executive Mr. Mohammad Irfan – Non Executive Mr. Farrukh Shafiq - Non Executive Mr. Amer Zaheer - Non Executive
Audit Committee	Mr. Gulzar Siddiq - Chairman Mr. Mohammad Irfan Mr. Farrukh Shafiq
Human Resource & Remuneration Committee.	Mr. Muhammad Sarfraz Mr. Muhammad Sadiq Mr. Farrukh Shafiq
Chief Financial Officer	Mr. Suhail Ahmed
Company Secretary	Mr. Muhammad Sarfraz
Auditors	Naveed Zafar Ashfaq Jaffery & Co Chartered Accountants 1 st floor, Modern House Beamount Road Karachi.
Legal Advisor	Farooq Rashid & Co., Advocates & Corporate Consultants, 403-Commerce Centre, Hasrat Mohani Road, Karachi-74200
Bankers	Habib Bank Limited Askari Bank Limited National Bank of Pakistan
Share Registrar and Transfer Office	Najeeb Consultants (Pvt) Ltd 408-Commerce Centre, Hasrat Mohani Road. Karachi-74200
Registered office	409-Commerce Centre, Hasrat Mohani Road, Karachi-74200
Phone No.:	92-21-32638521-3
Fax No.:	92-21-32639843
E-mail:	info@hmiml.com
Website	www.hmiml.com
Business:	Cotton yarn manufacturer and Electric Power Generation.
Status of Company	Public listed company (SSC)
Company Registration No.	K-0007483
National Tax No.	0231147-0
Contact person:	Mr. Muhammad Sarfraz Phone: 92-21-32638521-3 E-mail: sarfrazinfo@hotmail.com

HAJI MOHAMMAD ISMAIL MILLS LIMITED

DIRECTORS' REPORT TO THE MEMBERS OF THE COMPANY

The directors are pleased to present the un-audited financial statement for the 1st quarter ended 30th September, 2015.

1. Sales

Since the sale of entire fixed assets there is no manufacturing activity, therefore, there is no purchase/sale during the period as compared to the corresponding period sale of Rs.Nil

2. Gross profit

The company has no gross profit/(loss) for the period.

3. Pre-Tax profit

Company's pretax profit for the reported period is Rs. 1.018 million.

4. Earnings per share

The earning per share for the period is Rs. 0.07

5. Financial position

There is no financial burden on the company. Due to small trading activity, financial position of the company is improving slightly

6. Current and future summary and prospects

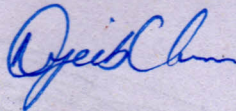
Management is looking forward to set up a small power unit in the area where basic industrial facilities are available. Management is negotiating with the banks and financial institutions to finance the proposed project. Available funds in hand and securities offered for finance are very meager for setting up a small unit. All future business plans depends on the financial assistance by banks for which management is trying hard. Management is also looking other business opportunities in the best interest of the company and its shareholders.

7. Code of Corporate Governance

The company has taken necessary steps to comply with the provision of Code of Corporate Governance as incorporated in the regulations of the Karachi Stock Exchange.

We appreciate the hard work of all the company's staff and the support of its bankers.

For and on behalf of the Board of Directors



Chief Executive

Karachi: October 30, 2015

HAJI MOHAMMAD ISMAIL MILLS LIMITED
BALANCE SHEET
AS AT SEPTEMBER 30, 2015

	Note	UN-Audited SEPTEMBER 2015 Rupees	Audited JUNE 2015 Rupees
ASSETS			
NON-CURRENT ASSETS			
Long term deposits		50,000	50,000
Deffered tax		30,170	30,170
CURRENT ASSETS			
Investment-available for sale	5	42,668,571	41,046,200
Advance tax - net of provision		1,549,924	1,549,239
Trade deposits and short term prepayments		200,000	200,000
Other receivables		4,382,852	8,311,968
Cash and bank balances		1,405,592	705,993
		50,206,939	51,813,400
TOTAL ASSETS		50,287,109	51,893,570
EQUITY AND LIABILITIES			
SHARE CAPITAL AND RESERVES			
Authorised Capital			
12,000,000 (2014: 12,000,000) ordinary shares of Rs. 10 each		120,000,000	120,000,000
Issued, subscribed and paid up capital	6	119,750,400	119,750,400
Reserves		(71,813,747)	(69,408,001)
		47,936,653	50,342,399
CURRENT LIABILITIES			
Trade and other payables		2,350,456	1,551,171
TOTAL EQUITY AND LIABILITIES		50,287,109	51,893,570
CONTINGENCIES AND COMMITMENTS	7		

The annexed notes form an integral part of these financial statements.



CHIEF EXECUTIVE

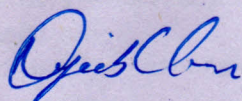


DIRECTOR

HAJI MOHAMMAD ISMAIL MILLS LIMITED
PROFIT AND LOSS ACCOUNT
FOR THE QUARTER ENDED SEPTEMBER 30, 2015

	Note	2015 Rupees	2014 Rupees
Operating expenses			
Administrative expenses		<u>(476,587)</u>	<u>(464,736)</u>
Operating loss		<u>(476,587)</u>	<u>(464,736)</u>
Other income		<u>1,497,118</u>	<u>1,246,248</u>
		<u>1,020,531</u>	<u>781,512</u>
Finance cost		<u>(1,580)</u>	<u>(232)</u>
Profit before taxation		<u>1,018,951</u>	<u>781,280</u>
Taxation	8	<u>(221,752)</u>	<u>(124,625)</u>
Profit after taxation		<u><u>797,199</u></u>	<u><u>656,655</u></u>
Earnings per share - basic and diluted	9	<u><u>0.07</u></u>	<u><u>0.05</u></u>

The annexed notes form an integral part of these financial statements.



CHIEF EXECUTIVE



DIRECTOR

**HAJI MOHAMMAD ISMAIL MILLS LIMITED
STATEMENT OF COMPREHENSIVE INCOME
FOR THE QUARTER ENDED SEPTEMBER 30, 2015**

	Note	2015 Rupees	2014 Rupees
Profit after taxation		797,199	656,655
Items that may be reclassified subsequently to profit and loss			
(Loss) / gain on re-measurement on investments available for sale at fair value		(3,202,945)	132,793
Total comprehensive income/(loss) for the year		<u>(2,405,746)</u>	<u>789,448</u>

The annexed notes form an integral part of these financial statements.

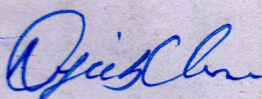
CHIEF EXECUTIVE

DIRECTOR

HAJI MOHAMMAD ISMAIL MILLS LIMITED
CASH FLOW STATEMENT
FOR THE QUARTER ENDED SEPTEMBER 30, 2015

Note	2015 Rupees	2014 Rupees
CASH FLOWS FROM OPERATING ACTIVITIES		
Profit before taxation	1,018,951	781,280
Adjustments for:		
Finance cost	1,580	232
Fair value adjustment of investment	(3,202,945)	132,793
	(3,201,365)	133,025
Profit/(Loss) before working capital changes	<u>(2,182,414)</u>	<u>914,305</u>
(Increase)/decrease in current assets:		
Short term investment - net	(1,622,371)	6,057,223
Other receivables	3,929,116	(1,007,747)
	<u>2,306,745</u>	<u>5,049,476</u>
Increase / (decrease) in current liabilities:		
Trade creditors, accrued and other liabilities	799,286	(177,311)
Cash generated from / (used in) operations	<u>923,617</u>	<u>5,786,470</u>
Payments for:		
Taxes paid	(222,438)	(124,625)
Finance cost paid	(1,580)	(232)
	<u>(224,018)</u>	<u>(124,857)</u>
Net cash generated from / (used in) operating activities	<u>699,599</u>	<u>5,661,613</u>
CASH FLOWS FROM FINANCING ACTIVITIES:		
Short term loan	-	(5,678,165)
Net cash (used in) financing activities	<u>-</u>	<u>(5,678,165)</u>
Net increase / (decrease) in cash and cash equivalents	<u>699,599</u>	<u>(16,552)</u>
Cash and cash equivalents at beginning of the period	705,993	634,962
Cash and cash equivalents at end of the period	<u>1,405,592</u>	<u>618,410</u>

The annexed notes form an integral part of these financial statements.

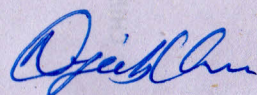

CHIEF EXECUTIVE


DIRECTOR

Haji Mohammad Ismail Mills Limited
Statement of Changes in Equity
For the Quarter Ended September 30, 2015

	Issued, subscribed and paid-up capital	Reserves			Total	
		Capital		Revenue		
		Share premium	Fair value reserve	Accumulated loss		Sub total
Balance as at July 01, 2014	119,750,400	6,912,000	826,406	(81,152,336)	(73,413,930)	46,336,470
Profit for the period	-	-	-	656,655	656,655	656,655
Other comprehensive income for the period	-	-	132,793	-	132,793	132,793
Total Comprehensive income for the period	-	-	-	-	-	789,448
Balance as at September 30, 2014	<u>119,750,400</u>	<u>6,912,000</u>	<u>959,199</u>	<u>(80,495,681)</u>	<u>(72,624,482)</u>	<u>47,125,918</u>
Balance as at July 01, 2015	119,750,400	6,912,000	(211,186)	(76,108,815)	(69,408,001)	50,342,399
Profit for the period	-	-	-	797,199	797,199	797,199
Other comprehensive loss for the period	-	-	(3,202,945)	-	(3,202,945)	(3,202,945)
Total Comprehensive loss for the period	-	-	(3,202,945)	797,199	(2,405,746)	(2,405,746)
Balance as at September 30, 2015	<u>119,750,400</u>	<u>6,912,000</u>	<u>(3,414,131)</u>	<u>(75,311,616)</u>	<u>(71,813,747)</u>	<u>47,936,653</u>

The annexed notes form an integral part of these financial statements.



CHIEF EXECUTIVE



DIRECTOR

HAJI MOHAMMAD ISMAIL MILLS LIMITED

NOTES TO THE CONDENSED FINANCIAL INFORMATION (UN-AUDITED)
FOR THE QUARTER ENDED SEPTEMBER 30, 2015

1 STATUS AND NATURE OF BUSINESS

The company was incorporated in Pakistan as a Private Limited Company on February 5, 1980 and subsequently converted to a Public Limited Company on October 15, 1987. Shares of the company were subsequently listed on the Karachi Stock Exchange on November 29, 1994. Principal business of the Company is to manufacture and sale of yarn and power generation.

- 1.2 The company has settled the liabilities of the banks and creditors amicably. Since the sales of entire fixed assets, the management is looking to set up a small spinning unit or power plant. Due to inadequate security for finance, banks are reluctant for further financial assistance. Management is facing difficulties to implement its future business plan. Management is, therefore, looking for other business opportunities with available funds in hand.

2 BASIS OF PREPARATION

2.1 Statement of compliance

This condensed interim financial information of the Company for the quarter ended September 30, 2015 is unaudited and has been prepared in accordance with the requirements of the International Financial Reporting Standard (IFRS) IAS 34 "Interim Financial Reporting" and provisions of and directives issued by the Securities and Exchange Commission of Pakistan under the Companies Ordinance, 1984 (the Ordinance). This condensed interim financial information does not include all of the information and disclosures required for annual financial statements, and should be read in conjunction with the financial statements of the company as at and for the year ended June 30, 2015.

This interim financial information is being submitted to the shareholders as required by the Listing regulations of Karachi Stock Exchange and section 245 of the Companies Ordinance, 1984.

2.2 Functional and presentation currency

These financial information are presented in Pakistani Rupees which is also the Company's functional currency. All financial information presented in Pakistani Rupees has been rounded off to the nearest rupee.

3 SIGNIFICANT ACCOUNTING POLICIES

The accounting policies and methods of computation which have been used in the preparation of this condensed interim financial information are the same as those applied in preparation of the financial statements for the preceding year ended June 30, 2015.

Amendments to certain existing standards and new interpretations on approved accounting standards effective during the period either were not relevant to the company's operations or did not have any impact on the accounting policies of the company.

4 ACCOUNTING ESTIMATES, JUDGMENTS AND FINANCIAL RISK MANAGEMENT

The preparation of this condensed interim financial information in conformity with approved accounting standards requires management to make estimates, assumptions and use judgments that affect the application of policies and reported amounts of assets and liabilities and income and expenses. Estimates, assumptions and judgments are continually evaluated and are based on historical experience and other factors, including reasonable expectations of future events. Revisions to accounting estimates are recognized prospectively commencing from the period of revision.

Judgments and estimates made by management in the preparation of this condensed interim financial information are the same as those that were applied to the financial statements as at and for the year ended June 30, 2015.

The Company's financial risk management objectives and policies are consistent with those disclosed in the financial statements as at and for the year ended June 30, 2015.

		(Unaudited)		(Audited)	
		September 30, 2015		June 30, 2015	
		Rupees		Rupees	
5 INVESTMENT-AVAILABLE FOR SALE		42,668,571		41,046,200	
September-15	June-15	September-15	June-15	September-15	June-15
No of shares / certificates		Market value		Cost	
Name of the investee company		Rupees	Rupees		
30,000		Crescent Steel and Allied Products Limited -	2,535,000		2,140,740
7,500		Crescent Steel and Allied Products Limited -LoR			
46,400	46,400	Pakistan petroleum limited	5,702,096	7,621,664	7,177,409
43,000		First UDL Modarba	1,227,220		1,158,893
25,000		Ghank Global Glass Limited	435,500		504,675
10,000	10,000	Century paper and board mills limited	565,700	589,200	581,100
309,000	309,000	Faisal bank limited	4,774,050	4,857,480	4,208,346
20,000	20,000	Oil and gas development company limited	2,576,200	3,584,800	3,100,356
6,100		The General Tyre and Rubber Co of Pak Ltd	934,215		1,083,671
11,000		IGI Insurance Limited	2,414,500		2,569,127
216,500		Japan Power Generation Ltd.	1,188,585		1,245,741
17,500		Mandivwalla Mauser Plastic Industries Ltd.	63,000		88,568
10,000		Pioneer Cement Limited	882,300		930,630
50,000		Power Cement Limited	483,500		577,000
35,000		Pakistan Refinery Limited	1,460,900		1,978,620
1,100,000		Silkbank Limited	1,859,000		1,909,006
	6,000	Engro fertilizers limited		532,140	526,140
51,500		Sui Southern Gas Company Limited	1,925,070		2,729,346
	11,500	Allied Bank Ltd.		1,149,310	1,158,395
500	500	Engro power qadirpur limited	17,480	19,540	19,655
9,000	9,000	Glaxosmithkline Pakistan limited\	1,957,860	1,759,860	1,743,408
	50,000	Hum network limited		804,500	819,000
125,000	25,000	K. Electric Ltd	903,750	210,500	1,070,625
100,000	100,000	Avanceon Limited	3,293,000	3,343,000	3,437,000
	100,000	Descon Chemical		555,000	577,000
	23,200	Nishat (Chunian) Limited-R		174,928	174,232
	20,000	Fuji Fertilizer Bun Qasim Limited		1,106,400	1,125,200
10,000	5,000	Fuji Fertilizer Company Limited	1,282,100	747,100	1,422,010
20,000	20,000	Pakgen Power	558,600	600,200	601,280
	3,900	Millat Tractor		2,674,698	2,699,697
10,000	10,000	National Bank of Pakistan	520,900	531,900	537,000
100,000	116,000	Nishat (Chunian) Limited	3,814,000	4,260,680	3,527,000
54,500	54,500	PICIC Growth Fund	1,269,850	1,496,025	1,504,200
	101,000	Sui Northern Gas Pipelines Limited		2,690,640	2,762,350
500	500	Synthetic Products Enterprises Limited	24,195	27,435	26,110
	10,000	United Bank Limited		1,709,200	1,694,000
2,418,000	1,051,500		42,668,571	41,046,200	45,871,516
		Add /(Less)-Adjustment arising from re-measurement to Fair value			(3,202,945)
2,418,000	1,051,500		42,668,571	41,046,200	42,668,571

	(Unaudited) September 30,2015	(Audited) June 30,2015
6 ISSUED, SUBSCRIBED AND PAID UP CAPITAL		
9,576,240 (June 30,2015: 9,576,240) Ordinary shares of Rs.10 each fully paid in cash	95,762,400	95,762,400
2,398,800 (June 30,2015 : 2,398,800) Ordinary shares of Rs.10 each issued as fully paid bonus share	23,988,000	23,988,000
	<u>119,750,400</u>	<u>119,750,400</u>

7 CONTINGENCIES AND COMMITMENTS

There is no major changes in contingencies and commitments as have been disclosed in the audited financial statements for the year ended June 30, 2015.

	(Unaudited) September 30,2015	(Unaudited) September 30,2014
8 TAXATION		
Current	(221,752)	(268,579)
	<u>(221,752)</u>	<u>(268,579)</u>

9 EARNINGS PER SHARE-basic and diluted

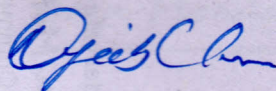
	(Unaudited) September 30,2015	(Unaudited) September 30,2014
Profit for the period in rupees	797,199	656,655
Weighted average number of ordinary shares	11,975,040	11,975,040
Earning per share in rupees	<u>0.07</u>	<u>0.05</u>

10 DATE OF AUTHORISATION FOR ISSUE


These financial information have been authorised for issue on October 30, 2015 by the Board of Directors of the Company

11 GENERAL

Figures have been rounded off to the nearest rupee.



CHIEF EXECUTIVE



DIRECTOR