

QUARTERLY REPORT

March 31, 2015



**Fateh
Sports Wear
Limited**

Mirpurkhas Road, Hyderabad, Pakistan

Fateh Sports Wear Limited

442, Mirpurkhas Road, Hyderabad


BOARD'S REVIEW TO THE SHAREHOLDERS

The Directors of your Company present before you the Quarterly Accounts (3rd Quarter) Un-Audited Balance Sheet and Profit & Loss Account alongwith the Cash Flow Statement for the period ended March 31, 2015.

The Company has achieved sales of Rs. 23.402 million whereas incurred Gross Profit of Rs.1.456 million during nine months of the financial year under review. After Administration and Selling expenses, Company incurred Operating Loss of Rs.0.325 million. After exchange gain of Rs.0.144 million and financial expenses of Rs. 6.369 million, Loss before taxation is Rs. 6.513 million during the period under review. The accumulated losses are stand at Rs. 322.768 million. Loss per share is Rs.3.26.

The Management of the Company had applied for de-listing from the Karachi Stock Exchange (KSE) in November 2013. Since the matter was unresolved at their end, Company has withdrawn the application of delisting from KSE.

for and on behalf of the Board



RAUF ALAM
Chief Executive

Hyderabad: April 27, 2015

BALANCE SHEET

As at March 31, 2015
(Un-Audited)

	<u>31-Mar-15</u> <u>RUPEES</u>	<u>30-Jun-14</u> <u>RUPEES</u>
<u>Capital & Liabilities</u>		
Authorized Capital		
5,000,000 ordinary shares of Rs. 10/- each	50,000,000	50,000,000
Shareholders' Equity		
Issued, subscribed and paid up share capital	20,000,000	20,000,000
General reserve	53,500,000	53,500,000
Unappropriated loss	(322,768,603)	(316,255,270)
	(249,268,603)	(242,755,270)
Current Liabilities		
Trade and others payable	17,992,961	17,646,924
Markup accrued on loan	138,697,442	132,380,182
Short term running finance	141,486,831	141,486,831
Provision for taxation	113,391	113,391
	298,290,625	291,627,328
Total	49,022,022	48,872,058
<u>Property & Assets</u>		
Operating Fixed Assets	15,370,542	16,003,031
Current Assets		
Stores, spare parts and loose tools	0	0
Stock-in-trade	6,134,236	11,814,210
Trade debts	7,041,358	1,961,754
Advances, deposits and prepayments	3,145,570	1,735,781
Other receivables	17,121,375	17,121,375
Cash and bank balances	208,941	235,907
	33,651,480	32,869,027
Total	49,022,022	48,872,058



RAUF ALAM
Chief Executive



AFTAB ALAM
Director

Hyderabad: April 27, 2015

PROFIT AND LOSS ACCOUNT


For the 3rd Quarter ended March 31, 2015

(Un-Audited)

	JAN-MAR 2015 RUPEES	JUL-MAR 2015 RUPEES	JAN-MAR 2014 RUPEES	JUL-MAR 2014 RUPEES
Sales	1,181,873	23,402,540	5,702,015	30,916,733
Cost of sales	297,183	21,946,223	6,254,635	31,427,832
Gross Profit/(Loss)	884,690	1,456,317	(552,620)	(511,099)
Administration expenses	292,911	953,674	984,528	3,117,460
Selling expenses	37,475	827,753	129,537	626,782
	330,386	1,781,427	1,114,065	3,744,242
Operating Profit/(Loss)	554,304	(325,110)	(1,666,685)	(4,255,341)
Other income	0	36,924	39,250	39,250
Exchange gain	27,922	144,098	194,590	412,208
	27,922	181,022	233,840	451,458
Financial expenses	1,873,030	6,369,245	3,898,077	11,731,358
	(1,290,804)	(6,513,333)	(5,330,922)	(15,535,241)
Less: Reversal of provision against doubtful debts	0	0	15,448,518	63,403,411
(Loss)/Profit before Taxation	(1,290,804)	(6,513,333)	10,117,596	47,868,170
Provision for taxation	0	0	0	0
(Loss)/Profit after Taxation	(1,290,804)	(6,513,333)	10,117,596	47,868,170
Other comprehensive income	0	0	0	0
Total comprehensive (Loss)/ Income for the Period	(1,290,804)	(6,513,333)	10,117,596	47,868,170
(Loss)/Earning per share	(0.65)	(3.26)	5.06	23.93

Notes:

1. Fateh Sports Wear Limited is incorporated in Pakistan as a public limited company and is listed on the Karachi Stock Exchange. The Company is engaged mainly in the manufacturing and export of ready-made garments.
2. These accounts are un-audited and are being submitted to the shareholders as required under section 245 of the Companies Ordinance, 1984 and have been prepared in accordance with the requirements of International Accounting Standard (I.A.S-34) as applicable in Pakistan.
3. The accounting policies and methods of computation adopted by the Company for preparation of these accounts are the same as those applied for the annual accounts.
4. No provision for taxation is made in the accounts since the company is in loss. However, the final tax liability will be calculated at the end of the year after consideration of assessment completed and the available tax credits.
5. Figures in these accounts have been rounded off to the nearest rupee.
6. These accounts are authorized by the Board for issue on 27th April, 2015.



RAUF ALAM
Chief Executive



AFTAB ALAM
Director

Hyderabad: April 27, 2015

CASH FLOW STATEMENT

For the 3rd Quarter ended March 31, 2015

	31-Mar-15	31-Mar-14
	RUPEES	RUPEES
A. CASH FROM OPERATING ACTIVITIES		
Net Profit before taxation	(6,513,333)	47,868,170
Adjustment for :		
Depreciation	632,490	701,967
Financial charges	6,369,245	11,731,358
Exchange gain	(144,098)	(412,208)
	6,857,637	12,021,117
	344,304	59,889,287
Changes in Working Capital (Increase) / decrease in current assets		
Stores spares	0	0
Stock-in-trade	5,679,974	2,488,021
Trade debts	(5,079,604)	(2,065,975)
Advances, deposits & prepayments	(1,409,789)	(820,369)
Other receivables	0	0
Increase / (decrease) in current liabilities		
Trade and other payables	346,037	(32,260,872)
	(463,382)	(32,659,195)
Cash generated from operations	(119,078)	27,230,092
Financial charges paid	(51,986)	(181,679)
Exchange gain	144,098	412,208
	(26,966)	27,460,621
B. CASH FROM INVESTING ACTIVITIES		
Fixed capital expenditure	0	(74,300)
C. CASH FROM FINANCING ACTIVITIES		
Short term loans obtained	0	(25,803,201)
Repayment of short term loans	0	0
	0	(25,803,201)
Net (decrease) / increase in Cash & Cash equivalent (A+B+C).	(26,966)	1,583,120
Cash & Cash equivalent at the beginning	235,907	241,158
Increase / (Decrease) in cash and cash equivalent during the period	(26,966)	1,583,120
Cash & cash equivalent at the end	208,941	1,824,278



RAUF ALAM
Chief Executive




AFTAB ALAM
Director

Hyderabad: April 27, 2015

Statement of Changes in Equity

For the 3rd Quarter ended March 31, 2015

	<u>Amount in Rupees</u>			
	<u>Share Capital</u>	<u>General Reserve</u>	<u>Accumulated (Loss)</u>	<u>Total</u>
Balance as on July 1, 2013	20,000,000	53,500,000	(469,032,687)	(395,532,687)
Profit upto March 31, 2014	0	0	47,868,170	47,868,170
Balance as on March 31, 2014	20,000,000	53,500,000	(421,164,517)	(347,664,517)
Balance as on July 1, 2014	20,000,000	53,500,000	(316,255,270)	(242,755,270)
Loss upto March 31, 2015	0	0	(6,513,333)	(6,513,333)
Balance as on March 31, 2015	20,000,000	53,500,000	(322,768,603)	(249,268,603)



RAUF ALAM
Chief Executive



AFTAB ALAM
Director

Hyderabad: April 27, 2015