



CONTENTS

Company Information	2
The Vision Statement	3
Mission Statement	4
Notice of Annual General Meeting	5
Chairman's Review	7
Directors' Report	8
Financial Highlights	13
Statement of Compliance with Listed Companies (Code of Corporate Governance) Regulation, 2019	14
Independent Auditor's Review Report To the Members of Dewan Sugar Mills Limited	16
Independent Auditor's Report to the Member of Dewan Sugar Mills Limited	17
Statement of Financial Position	20
Statement of Profit or Loss	21
Statement of Comprehensive Income	22
Statement of Cash Flows	23
Statement of Changes in Equity	24
Notes to the Financial Statements	25
Pattern of Share Holding	56
ڈائریکٹرز رپورٹ	64
نوٹس برائے سالانہ عمومی میٹنگ	68
Form of Proxy	

COMPANY INFORMATION

EXECUTIVE DIRECTORS

Ishtiaq Ahmad - Chief Executive Officer
Ghazanfar Baber Siddiqi

NON-EXECUTIVE DIRECTORS

Abdul Basit - Chairman Board of Directors
Syed Maqbool Ali
Nida Jamil
Mehmood-ul-Hassan Asghar

INDEPENDENT DIRECTOR

Aziz-ul-Haque

COMPANY SECRETARY

Muhammad Hanif German

CHIEF FINANCIAL OFFICER

Muhammad Ilyas Abdul Sattar

AUDITORS

Feroze Sharif Tariq & Co. - Chartered Accountants

COST AUDITORS

UHY Hassan Naeem & Co.

TAX ADVISOR

Sharif & Company - Advocates

LEGAL ADVISOR

A.K. Brohi & Company Advocates

AUDIT COMMITTEE

Aziz-ul-Haque	Chairman
Syed Maqbool Ali	Member
Abdul Basit	Member

HUMAN RESOURCE & REMUNERATION COMMITTEE

Aziz-ul-Haque	Chairman
Ghazanfar Baber Siddiqi	Member
Abdul Basit	Member

BANKERS

National Bank of Pakistan	MCB Bank Limited
Summit Bank Limited	Meezan Bank Limited
Habib Bank Limited	The Bank of Punjab
Standard Chartered Bank Pakistan Limited	Dubai Islamic Bank Pakistan Limited
The Bank of Khyber Limited	Bank Islami Pakistan Limited

REGISTERED OFFICE:

Dewan Centre, 3-A Lalazar, Beach Hotel
Road, Karachi-74000, Pakistan.

CORPORATE OFFICE

Block-A, 2nd Floor
Finance & Trade Centre
Shahrah-e-Faisal, Karachi, Pakistan.

SHARE REGISTRAR / TRANSFER AGENT

BMF Consultants Pakistan (Pvt.) Limited
Annum Estate Building, Room No. 310 & 311,
3rd Floor, 49, Darul Aman Society,
Main Shahrah-e-Faisal, Adjacent Baloch Colony,
Karachi, Pakistan.

FACTORY

Jillaniabad, Budho Talpur,
Taluka: Mirpur Bathoro
District: Sujawal Sindh, Pakistan.

WEBSITE

www.yousufdewan.com



The Vision Statement

"The vision of Dewan Sugar Mills Limited is to become leading market player in the Sugar Sector".

Mission Statement

The Mission of Dewan Sugar Mills Limited is to be the finest Organization, and to conduct business responsibly and in a straight forward way.

Our basic aim is to benefit the customers, employees and shareholders and to fulfill our commitments to the society. Our hallmark is honesty, innovation, teamwork of our people and our ability to respond effectively to change in all aspects of life including technology, culture and environment.

We will create a work environment, which motivates, recognizes and rewards achievements at all levels of the Organization because

In Allah We Believe & In People We Trust

We will always conduct ourselves with integrity and strive to be the best.



NOTICE OF ANNUAL GENERAL MEETING

Notice is hereby given that 43rd Annual General Meeting of **Dewan Sugar Mills Limited** will be held at Dewan Cement Limited Factory Site, at Deh Dhand, Dhabeji, District Malir, Karachi, Pakistan on **Monday, January 27, 2025 at 12:00 noon**. to transact the following businesses;

1. To confirm the minutes of the preceding Annual General Meeting of the Company held on Saturday, January 27, 2024;
2. To receive, consider, approve and adopt the annual audited financial statements of the Company for the year ended September 30, 2024, together with the Directors' and Auditors' Reports thereon;
3. To confirm the appointment of the Statutory Auditors of the Company for the year ended September 30, 2025, and to fix their remuneration;
4. To consider any other business with the permission of the Chair.

By order of the Board

Muhammad Hanif German
Company Secretary

Karachi: January 02, 2025

NOTES:

- a. The share transfer books of the company will remain closed from January 20, 2025 to January 27, 2025 (both days inclusive). Transfers received in order at the share registrar office M/s. BMF Consultants Pakistan (Private) Limited, Located at Anum Estate Building, Room No.310 & 311, 3rd Floor, 49, Darul Aman Society, Main Shahrah-e-Faisal, adjacent to Baloch Colony Bridge, Karachi, Pakistan.
- b. A member entitled to attend and vote at this meeting may appoint another member as his/her proxy to attend the meeting and vote for his/her behalf. proxies in order to be effective must be received at the Shares Registrar Office duly stamped and signed not less than 48 hours (Working days only) before the time of holding of the meeting.
CDC Account Holder will further have to follow the guidelines as laid down in Circular 1 dated January 26, 2000 issued by Securities and Exchange commission of Pakistan for attending the meeting and appointment of proxies.
- c. members are requested to promptly communicate the change in their addresses, if any, to the Company's share registrar.
- d. **Electronic Transmission of Financial Statements Etc.:**
SECP through its notification No. SRO 787(1)/2014 dated September 8, 2014 has allowed companies to circulate Annual Audited Financial Statements along with Notice of Annual General Meeting through email instead of sending the same through post, to those members who desires to avail this facility. The members who desire to opt to receive aforesaid statements and notice of AGM through e-mail are requested to provide their written consent on the Standard Request Form available on the Company's website: <http://www.yousufdewan.com/Dsml/index.html>

e. Video Conference Facility:

Pursuant to the provisions of the Companies Act, 2017, member can avail video conference facility to participate in this Annual General Meeting provided that the company receives consent from the members holding in aggregate 10% or more shareholding, residing in a city, at least seven (7) days prior to the date of meeting. Subject to the fulfillment of the above conditions, members shall be informed of the venue along with complete information necessary to access the facility. Format of request form has been placed on the Company's website.

f. Attendance through Zoom:

The members may attend the AGM online through ZOOM, by following the below guidelines:

- (i) The member shall get himself/herself registered by sending his/her request to the Company at e-mail ID dsml.corp@yousufdewan.com as per Standard Request Form available on the Company's website (<http://www.yousufdewan.com/DSML/index.html>) or can send his/her request to the Company Secretary at Dewan Centre, 3-A Lalazar Beach Hotel Road Karachi along with a legible copy of CNIC not later than January 25, 2025.
- (ii) Zoom link shall be sent by the Company only on email ID or Mobile/WhatsApp Number mentioned in Standard request Form.

g. Deposit of physical Shares into CDC Account;

As per section 72 of the Companies Act, 2017 every existing company shall be required to replace its physical shares with book-entry form in a manner as may be specified and from the date notified by the commission, within a period not exceeding four years from the commencement of the Act i.e May 30, 2017.

The physical Shareholders having physical shareholding are encouraged to open CDC Investor Account with CDC or CDC Sub-Account with any of the brokers to place their physical shares into Script less form.

h. E-Voting Procedure

- (a) Details of the e-voting facility will be shared through an email with those members of the Company who have their valid CNIC numbers, cell numbers, and email addresses available in the register of members of the Company within due course.
- (b) The web address, login details, will be communicated to members via email.
- (c) Identity of the members indenting to cast vote through E-voting shall be authenticated through authenticated login.
- (d) E-Voting lines will start from January 20, 2025 at 10 a.m. and shall close on January 26, 2025 at 5 p.m. Members can cast their votes any time in the period.

i) Postal Ballot

For voting through Postal Ballot members may exercise their right to vote as per provisions of the Companies (Postal Ballot) Regulations, 2018 subject to the requirement of Section 143 and 144 of the Companies Act, 2017. Further details in this regard will be communicated to the shareholders within the legal time frame as stipulated under these said Regulations, if required.

The members shall ensure that duly filed and signed ballot paper along with copy of CNIC should reach the Chairman of the meeting through post on the Company's Registered office or email at dsml.corp@yousufdewan.com one day before the Annual General Meeting i.e. January 26, 2025 during the working hours. The signature on the ballot paper shall match with the signature on CNIC or Company records.

j) Particulars of Physical Shareholders:

According to section 119 of the Companies Act, 2017 and Regulation 19 of the Companies (General Provisions and Forms) Regulations, 2018, all physical Shareholders are advised to provide their mandatory information such as CNIC number, address, email address, contact mobile/telephone number, International Bank Account Number (IBAN), etc. to Company's Share Registrar at their address M/s. BMF Consultants Pakistan (Private) Limited, Located at Anum Estate Building, Room No. 310 & 311, 3rd Floor, 49, Darul Aman Society, Main Shahrah-e-Faisal, adjacent to Baloch Colony Bridge, Karachi, email (bmfconsultantspakistan@gmail.com) immediately to avoid any non-compliance of law or any inconvenience in future.



CHAIRMAN'S REVIEW

I am pleased to present a report on the overall performance of the Board of Directors and efficiency of the role played by the board in achieving the Company's objectives.

The Board of Directors is accountable for managing the Company's affairs, which formulate all significant policies and strategies. The Board is governed by appropriate laws & guidelines and its obligation, rights, responsibilities and duties as are defined and set therein.

The Board of Directors comprises individuals with diversified knowledge who endeavor to contribute towards the goal of the Company with the best of their abilities.

An annual evaluation of the Board of Directors of the Company is carried out. The purpose of the assessment is to ensure that the Board's overall performance and effectiveness is measured and benchmarked against expectations in the context of objectives set for the Company.

During financial year ended September 30, 2024 four board meetings were held. The Board of Directors of the Company received agendas and supporting material in advance prior to the Board and its committee meetings. The non-executive and independent directors are equally involved in key decisions.

The Board's overall performance and effectiveness for the year under review was satisfactory and I wish the company successful years ahead.

Abdul Basit
Chairman Board of Director

Date: December 30, 2024

Place: Karachi

DIRECTORS' REPORT 2024

IN THE NAME OF ALLAH; THE MOST GRACIOUS AND MERCIFUL
IF YE GIVE THANKS, I WILL GIVE YOU MORE (HOLY QURAN)

Dear Shareholders

On behalf of the Board of Directors, it is my privilege to present the annual audited financial statements of your company for the year ended 30th September 2024. Financial performance of your company is summarized below:

FINANCIAL RESULTS

	2024	2023
	Amount in Rs.	
Net Sales	2,483,411,983	6,206,791,490
Gross (Loss)	(453,609,395)	(84,778,413)
(Net Loss) after tax	(608,932,260)	(863,655,157)

Key performance indicators		
- Gross (Loss) % to sales	(18.27%)	(1.37%)
- (Net Loss)/Profit % to sales	(24.52%)	(13.91%)
- (Loss) per share	(6.65)	(9.44)

PLANT PERFORMANCE REVIEW

Sugar Operations:

During 2023-24 our Sugar plant could not be operated due to technical problems and operational difficulties. The decision was reached after a thoughtful review considering technical issues and time constraints. In the meanwhile, the management of your Company has undergone the required maintenance and over hauling of the sugar plant before resuming its crushing operation for upcoming season and will inshallah succeed to bring the plant in operations again.

Distillery Operations

The plant produced 8,902 MT of industrial alcohol, as compared to 19,511 MT of last year. Factor contributing low ethanol production was its global pricing, economic recession, Government policies and prices of gasoline those made ethanol a less competitive alternative fuel. This can lead to reduced blending of ethanol with gasoline, thereby decreased the ethanol production.

The period under review operating loss of distillery unit is Rs.184.612 million as against the operating loss of Rs.33.454 million in comparable previous year. Major suffering came due to lower production 45% than that of the last year and increased feed stock cost which negatively impacted results of this unit. Advance from customers in USD created a positive impact by recording exchange gain of Rs.68.673 million as compared to loss of Rs.460.540 million last year, due to stable rupee value. Being the export business, the prospects are bright in this unit for the days to come.

Board & Panel Operations

Chip Board plant has produced 33,630 sheets during the year under review as compared to 67,970 sheets last year. However, because of prevailing unfavorable economic situation we could not avail better results. Management is focused on producing high quality sheets to compete in the market. With increasing economic and construction activities, the management is confident that in coming future this segment will yield positive results.



Polypropylene Operations

Due to unviable situation this plant is not operating at the moment.

Auditors' Observations

The auditors have expressed adverse opinion in their report on going concern assumption, default in repayment of installments of restructured liabilities and related non-provisioning of mark-up as highlighted in their annexed audit report.

The company is facing financial crunch, because of non-availability of working capital from banks. Consequent to default in repayment of restructured liabilities as per compromise agreement, the lenders filed for execution of consent decrees. The Company filed suits in Honorable High Court of Sindh at Karachi wherein it has been strongly contested that filing of executions is unjust and against the law. Management expects favorable outcome therefrom.

Owing to the required maintenance & technical issues, the Sugar Plant was non-operative for the season 2023-24. As of now, the management of your Company has completed the required maintenance and over hauling of the plant and set to go in operations for the season 2024-25. By the grace of Almighty, the company will resume its production activities very soon.

The financial statements have been prepared on going concern assumption as the Company approached its lenders for further restructuring of its liabilities which is in process. Company is hopeful that such restructuring will be effective soon and will streamline the funding requirements of the Company which will ultimately help the management to operate with optimum utilization of production capacity. Therefore, the preparation of financial statements using going concern assumption is justified, as explained in note, 1.2 to the financial statements.

FUTURE OUTLOOK OF SUGAR INDUSTRY FOR 2024-2025

The sugar industry in Pakistan for the 2024-25 season faces a cautiously optimistic outlook with challenges and potential growth areas. According to forecasts, Pakistan's sugar production is expected to increase slightly to about 6.8 million tons, supported by minor expansions in sugarcane cultivation and improved sucrose recovery rates. This increase aligns with growing domestic demand, especially from the food processing sector. However, the government is likely to maintain price and supply regulations to alleviate the inflationary impact of exports on local prices.

Pakistan's sugar industry has shown potential for exports due to surplus production. The Pakistan Sugar Mills Association (PSMA) estimates a 1.5 million tons surplus in 2024-25, which it aims to export, adding \$1.2 billion in foreign exchange. Nonetheless, export opportunities are hindered by high domestic prices and regulatory constraints. For example, past price surges led the government to curb exports to stabilize the local market. Still, recent government initiatives against smuggling and the proposed track-and-trace system aim to improve transparency and protect the market.

CORPORATE SOCIAL RESPONSIBILITIES

We are also committed to Corporate Social Responsibility (CSR) and integrating sound social practices in our day-to-day business activities. CSR is an important part of who we are and how we operate. We measure our success not only in terms of financial criteria but also in building customer satisfaction and supporting the communities we serve.

HEALTH, SAFETY AND ENVIRONMENT

Environmental protection issues are always considered on higher priority. Your Company produces all its products from renewable crops and raw materials and does not believe in making profit at the cost of damage to our environment. Energy conservation and aiming for 'zero' wastes are our key environment friendly policies. Company is regularly maintaining the existing greenery and improving environment at the plants and we believe that natural environment supports all human activity. Effluent water is treated before its disposal and at work safety equipment is provided to the employees to prevent any un-warranted incident and first aid equipment and ambulance is also in place to meet such situations.

CORPORATE AND FINANCIAL REPORTING FRAMEWORK:

- The financial statements for the year ended September 30, 2024, prepared by the management of the company, present fairly its state of affairs, the results of its operations, cash flow and changes in equity;
- Proper books of accounts of the company have been maintained;
- Appropriate accounting policies have been consistently applied in preparation of financial statements for the year ended September 30, 2024 and accounting estimates are based on reasonable and prudent judgment.
- International Financial Reporting Standards (IFRS) as applicable in Pakistan, have been followed in preparation of financial statements and departure there from, if any, has been adequately disclosed in the financial statements.
- The system of internal control is sound in design and has been effectively implemented and monitored;
- The Management has explained their views in detail regarding the going concern ability of the company in note 1.2 and non-provisioning of mark up in note 17.1 and note 32.1 of the annexed financial statements.
- There has been no material departure from the best practice of the corporate governance, as detailed in the listing regulations of the stock exchange of Pakistan;
- Summarized key operating and financial data of last six years is enclosed with the report;
- All taxes have been paid except as disclosed in note 26 of the annexed audited financial statement;
- The fair value of the Provident Fund's Investment as at June 30, 2024 was Rs.82.470 million (2023: Rs.71.610 million).

BOARD

The Board of Directors comprises individuals with diversified knowledge with endeavor to contribute towards the aim of the Company with the best of their abilities. The Board of Directors as of September 30, 2024 consisted of the following:

Directors		Numbers
a)	Male	6
b)	Female	1
Composition		Numbers
a)	Independent Director	1
b)	Other Non-executive Directors	4
c)	Executive Directors	2



During the year four meetings of the Board were held. The attendance of directors was as follows:

Members of the Board of Directors	Number of meetings attended
Mr. Abdul Basit	4
Mr. Ghazanfar Babar Siddiqi	4
Mr. Syed Maqbool Ali	4
Mr. Mehmood-ul-Hassan Asghar	2
Mr. Ishtiaq Ahmad	3
Mrs. Nida Jamil	4

AUDIT COMMITTEE MEETING

During the year four meeting of the audit committee were held with the chair of Mr. Aziz-ul-Haque.

Members' attendance in these meetings is as under:

Members of the Committee	Number of meetings/Eligibility to attended Meetings
Mr. Aziz-ul Haque	4
Mr. Syed Maqbool Ali	4
Mr. Abdul Basit	4

HUMAN RESOURCE AND REMUNERATION COMMITTEE MEETING

Human Resource and Remuneration Committee was established by the Board to assist the Directors in discharging their responsibilities with regard to devising and periodic reviews of human resource policies. It also assists Board in selection, evaluation, compensation and succession planning of key management personnel.

During the year one meeting of the human resource committee with the chair of Mr. Aziz-ul Haque was held.

Members of the Committee	Number of meetings/Eligibility to attended Meetings
Mr. Aziz-ul Haque	1
Mr. Ghazanfar Babar Siddiqi	1
Mr. Abdul Basit	1

AUDITORS:

The present auditors, M/s. Feroze Sharif Tariq & Co, Chartered Accountants, would retire at the conclusion of the current Annual General meeting and have offered themselves for re-appointment.

CONTRIBUTION TO NATIONAL EXCHEQUER

During the year, your Company has made contribution to the national exchequer of Rs.59 million under the head of Sales Tax, Custom Duty, and Income Tax and other statutory duties & levies.

DIVIDEND

Due to accumulated losses and the circumstances explained above, your management is not in a position to propose any payout.

EARNING PER SHARE (EPS)

The loss per share is Rs (6.65), (2023 Rs. (9.44).

PATTERN OF SHAREHOLDING

The prescribed Pattern of shareholdings of the Company is attached at the end of this report.

VOTE OF THANKS

The Board places on record its gratitude to its valued shareholders, Federal and Provincial Government functionaries, banks, financial institutions, suppliers and farmers for their continued co-operation, support and patronage.


The Board would also like to thank company's executives, staff members and workers for standing shoulder to shoulder with the management in these difficult times. We wish and pray that with this team's hard work and dedication, your Company will be out of this difficult situation very soon.

CONCLUSION

In conclusion, we bow beg and pray to Almighty Allah, Rahman-o-Rahim, in the name of our beloved Prophet, Mohammad, may Allah peace be upon him, for continued showering of His Blessings, Guidance, Strength, Health and Prosperity on our Company, Country and Nation; and also pray to Almighty Allah to bestow peace, harmony, brotherhood and unity in true Islamic spirit to the whole of Muslim Ummah, Ameen Summa-Ameen.

LO-MY LORD IS INDEED HEARER OF PRAYER (AL-QURAN)

For and on behalf of the Board of Directors



Ishtiaq Ahmad
CEO & Director



Abdul Basit
Chairman Board of Director

Date: December 30, 2024

Place: Karachi



FINANCIAL HIGHLIGHTS

(Rupees in Thousand)

	2024	2023	2022	2021	2020	2019
TURNOVER	2,526,018	6,526,540	9,158,241	6,380,749	4,117,144	6,113,146
LESS GOVT. LEVY & COMMISSION	42,606	319,749	703,464	422,053	292,359	405,157
SALES (NET)	2,483,412	6,206,791	8,454,777	5,958,696	3,824,785	5,707,989
GROSS (LOSS)	(453,609)	(84,778)	(139,844)	(538,515)	(640,976)	(52,846)
(LOSS) BEFORE TAX	(674,515)	(899,389)	(822,102)	(802,335)	(921,010)	(560,457)
(LOSS) AFTER TAX	(608,932)	(863,655)	(758,822)	(795,113)	(886,326)	(546,914)
GROSS ASSETS EMPLOYED	9,010,629	8,579,774	8,558,167	8,783,671	6,792,920	6,179,329
CURRENT ASSETS	1,579,833	2,567,698	2,255,976	1,917,539	2,007,517	1,058,695
SHAREHOLDERS EQUITY	(661,441)	(1,297,995)	(557,941)	200,881	(737,471)	534,264
LONG TERM DEBTS & DEFERRED LIABILITIES	2,146,276	1,723,011	1,839,023	1,929,459	1,277,490	1,222,216
CURRENT LIABILITIES	7,525,794	8,154,758	7,277,086	6,653,331	6,252,901	4,422,849
GROSS (LOSS)(%)	(18.27)	(1.37)	(1.65)	(9.04)	(16.76)	(0.01)
DEBT/EQUITY RATIO (Times)						
CURRENT RATIO	0.21	0.31	0.31	0.29	0.32	0.24
NUMBER OF SHARES ISSUED	91,511,992	91,511,992	91,511,992	91,511,992	91,511,992	91,511,992
EARNINGS PER SHARE	(6.65)	(9.44)	(8.29)	(8.69)	(9.69)	(5.98)

PRODUCTION

SUGAR -	VOLUME IN (TONS)	-	20,568	50,790	33,936	24,375	35,485
POLYPROPYLENE-	VOLUME IN (TONS)	-	-	-	-	-	-
BOARD & PANEL-	NO.OF SHEETS	33,630	67,970	104,310	183,210	122,895	72,410
ETHANOL-	VOLUME IN (TONS)	8,902	19,511	32,236	26,061	18,807	30,630

STATEMENT OF COMPLIANCE WITH LISTED COMPANIES (CODE OF CORPORATE GOVERNANCE) REGULATION, 2019 FOR THE YEAR ENDED SEPTEMBER 30, 2024

The company has complied with the requirements of the Regulations in the following manner:

1. The total number of directors are seven as per the following:
 - a) Male : 6
 - b) Female: 1
2. The composition of board is as follows:
 - a) Independent Director : Mr. Aziz-ul-Haque
 - b) Other Non-executive Directors : Mr. Abdul Basit
Mr. Syed Maqbool Ali
Mr. Mehmood-ul-Hasan Asghar
Mrs. Nida Jamil
 - c) Executive Director : Mr. Ishtiaq Ahmad
Mr. Ghazanfar Baber Siddiqi
3. Six Directors have confirmed that they are not serving as Director in more than seven listed Companies including this Company, however, one Director is serving as Director in more than seven listed Yousuf Dewan Companies.
4. The company has prepared a Code of Conduct and has ensured that appropriate steps have been taken to disseminate it throughout the company along with its supporting policies and procedures.
5. The board has developed a vision/mission statement, overall corporate strategy and significant policies of the company. A complete record of particulars of significant policies along with the dates on which they were approved or amended has been maintained.
6. All the powers of the board have been duly exercised and decision on relevant matters have been taken by board/ shareholders as empowered by the relevant provisions of the Act and these Regulations.
7. The meetings of the board were presided over by the Chairman and, in his absence, by a director elected by the board for this purpose. The board has complied with requirements of Act and the regulations with respect to frequency, recording and circulating minutes of meeting of board.
8. The board of directors have a formal policy and transparent procedures for remuneration of directors in accordance with the Act and these Regulations.
9. Four Directors are qualified under the directors training program. During the year the board did not arrange training program. However, we will arrange the same in the next coming session.
10. The board has approved appointment of CFO, Company Secretary and Head of Internal Audit, including their remuneration and terms and conditions of employment and complied with relevant requirements of the Regulations.
11. CFO and CEO duly endorsed the financial statements before approval of the board.



12. The board has formed committees comprising of members given below:

- | | | | |
|----------------------------------|---|---|------------------------------|
| a) Audit Committee | : | Mr. Aziz-ul-Haque
Syed Maqbool Ali
Mr. Abul Basit | Chairman
Member
Member |
| b) HR and Remuneration Committee | : | Mr. Aziz-ul-Haque
Mr. Ghazanfar Baber Siddiqi
Mr. Abdul Basit | Chairman
Member
Member |

13. The terms of reference of the aforesaid committees have been formed, documented and advised to the committee for compliance.

14. The frequency of meetings (quarterly/half yearly/ yearly) of the committee were as per following:

- | | | |
|----------------------------------|---|--|
| a) Audit Committee | : | 4 meetings during the financial year ended September 30, 2024 |
| b) HR and Remuneration Committee | : | 1 annual meeting held during the financial year ended September 30, 2024 |

15. The board has set up an effective internal audit function. The staffs are considered suitably qualified and experienced for the purpose and are conversant with the policies and procedures of the company.

16. The statutory auditors of the company have confirmed that they have been given a satisfactory rating under the quality control review program of the ICAP and registered with Audit Oversight Board of Pakistan, that they or any of the partners of the firm, their spouses and minor children do not hold shares of the company and that the firm and all its partners are in compliance with International Federation of Accountants (IFAC) guidelines on code of ethics as adopted by the ICAP.

17. The statutory auditors or the persons associated with them have not been appointed to provide other services except in accordance with the Act, these regulations or any other regulatory requirement and the auditors have confirmed that they have observed IFAC guidelines in this regard.

18. We confirm that all other requirements of the Regulations 3, 6, 7, 8, 27,32, 33 and 36 of the Regulations have been complied with; and

19. Explanation for non-compliance with requirements, other than regulations 3, 6, 7, 8, 27, 32, 33 and 36 are below:

S.No.	Non-Mandatory Requirement	Reg No.	Explanation
1	Directors' Training.-	19	
	It is encouraged that by June 30, 2022 all the directors on their Boards have acquired the prescribed certification under any director training program offered by institutions, local or foreign, that meet the criteria specified by the Commission and approved by it.		Currently, four Directors are qualified under the directors training program. The Company is encouraging and planning to arrange DTP certification for the remaining Directors.

Abdul Basit
Chairman Board of Director

Ishtiaq Ahmad
CEO & Director

Date : December 30, 2024

Place : Karachi

FEROZE SHARIF TARIQ & CO.

FEROZE SHARIF TARIQ & CO.
Chartered Accountants
4-N/4, BLOCK 6, P.E.C.H.S.,
KARACHI 75400

Voice: (+9221) 34540891
(+9221) 34522734
Facimile: (+9221) 34540891
Email : fstc.ca@gmail.com

INDEPENDENT AUDITOR'S REVIEW REPORT TO THE MEMBERS OF DEWAN SUGAR MILLS LIMITED

Review Report on the Statement of Compliance contained in Listed Companies (Code of Corporate Governance) Regulations, 2019

We have reviewed the enclosed Statement of Compliance with the Listed Companies (Code of Corporate Governance) Regulations, 2019 (the Regulations) prepared by the Board of Directors of Dewan Sugar Mills Limited (the Company) for the year ended September 30, 2024 in accordance with the requirements of regulation 36 of the Regulations.

The responsibility for compliance with the Regulations is that of the Board of Directors of the Company. Our responsibility is to review whether the Statement of Compliance reflects the status of the Company's compliance with the provisions of the Regulations and report if it does not and to highlight any non-compliance with the requirements of the Regulations. A review is limited primarily to inquiries of the Company's personnel and review of various documents prepared by the Company to comply with the Regulations.

As a part of our audit of the financial statements we are required to obtain an understanding of the accounting and internal control systems sufficient to plan the audit and develop an effective audit approach. We are not required to consider whether the Board of Directors' statement on internal control covers all risks and controls or to form an opinion on the effectiveness of such internal controls, the Company's corporate governance procedures and risks.

The Regulations require the Company to place before the Audit Committee, and upon recommendation of the Audit Committee, place before the Board of Directors for their review and approval, its related party transactions. We are only required and have ensured compliance of this requirement to the extent of the approval of the related party transactions by the Board of Directors upon recommendation of the Audit Committee.

Following instances of Non-compliances with the requirements of the Code were observed which are not stated in the Statement of Compliance.

- a) It is mandatory that each listed company shall have at least two or one third members of the Board, whichever is higher, as independent directors; but, there is only one independent director, Mr. Aziz ul Haque serving as independent director on the board of the Company. Further, Mr. Aziz ul Haque in our view not meet the criteria of independence on account of his cross directorship in associated companies; accordingly, due to the foregoing reasons, the requirements of Chairman of Audit and Human Resource and Remuneration Committee to be an independent director has not been Complied with by the Company

Based on our review, except for the above instances of non-compliance, nothing has come to our attention which causes us to believe that the Statement of Compliance does not appropriately reflect the Company's compliance, in all material respects, with the requirements contained in the Regulations as applicable to the Company for the year ended September 30, 2024.

Further, we highlight the following instances of non-compliances with the requirements of the codes as reflected in the paragraph reference where these are stated in the statement of compliance;

- a) One of the directors of the Company is serving as a director in more than seven listed companies as disclosed in the Paragraph 3 of the Statement of Compliance; and
- b) The board of Directors includes only one independent director, which is below the limit of one third of the board, as required by regulations as disclosed in Paragraph 2 to the Statement of Compliance.
- c) As disclosed in Paragraph 9 and 19 of the Statement of Compliance four directors are qualified under the directors' training program which is less than the prescribed criteria of the directors' training program as by September 30, 2024 all the directors are required to acquire prescribed certification.

UDIN: CR202410161Z1VJcjbwe
Audit Engaging Partner: Mohammad Ghalib
Dated: January 03, 2025
Place: Karachi



CHARTERED ACCOUNTANTS

**FEROZE SHARIF TARIQ & CO.**FEROZE SHARIF TARIQ & CO.
Chartered Accountants
4-N/4, BLOCK 6, P.E.C.H.S.,
KARACHI 75400Voice: (+9221) 34540891
(+9221) 34522734

Facimile: (+9221) 34540891

Email : fstc.ca@gmail.com**INDEPENDENT AUDITOR'S REPORT TO THE
MEMBERS OF DEWAN SUGAR MILLS LIMITED**

Report on the Audit of the Financial Statements

Adverse Opinion

We have audited the annexed financial statements of Dewan Sugar Mills Limited (the Company), which comprise the statement of financial position as at September 30, 2024, and the statement of profit or loss, Statement of comprehensive income, the statement of changes in equity, the statement of cash flows for the year then ended, and notes to the financial statements, including a summary of significant accounting policies and other explanatory information, and we state that we have obtained all the information and explanations which, to the best of our knowledge and belief, were necessary for the purposes of the audit.

In our opinion and to the best of our information and according to the explanations given to us, because of the significance of the matters described in Basis for Adverse opinion Paragraph, the statement of financial position, the statement of profit or loss, Statement of comprehensive income, the statement of changes in equity and the statement of cash flows together with the notes forming part thereof do not conform with the accounting and reporting standards as applicable in Pakistan and do not give the information required by the Companies Act, 2017 (XIX of 2017), in the manner so required and respectively do not give a true and fair view of the state of the Company's affairs as at September 30, 2024 and of the loss and other comprehensive Income, the changes in equity and its cash flows for the year then ended.

Basis for Adverse Opinion

We conducted our audit in accordance with International Standards on Auditing (ISAs) as applicable in Pakistan. Our responsibilities under those standards are further described in the Auditor's Responsibilities for the Audit of the Financial Statements section of our report. We are independent of the company in accordance with the International Ethics Standards Board for Accountants Code of Ethics for Professional Accountants as adopted by the Institute of Chartered Accountants of Pakistan (the Code) and we have fulfilled our other ethical responsibilities in accordance with the Code. We believe that the audit evidence we have obtained is sufficient and appropriate to provide a basis for our adverse opinion.

- a) The financial Statements which indicates in note 1.2 to the financial statements that as of Septembers 30, 2024 the company incurred a loss after taxation of Rs. 608.932 (2023: Rs. 863.655) million and as of that date it has negative revenue reserves amounting to Rs. by Rs. 5.895 (2023: Rs. 5.459) billion which resulted in negative equity of Rs. 661.441 million (2023: 1.298 billion) and its current liabilities exceeded its current assets by Rs. 5.946 (2023: Rs. 5.587) billion without provided markup of Restructured and other liabilities and as refer in below para (b) and (c). The Company has defaulted in repayments of installments of earlier restructured long term liabilities as disclosed in para (b) below and short term finance facilities had expired and not renewed by the banks amounting to Rs. 192.196 million, and therefore the company not utilizing its full capacity and during the year the sugar unit also not in operation due to working capital constraints and also the Company Closed down the production facility of Polypropylene unit since long. Further, the financial institution filled suit for execution of decree as disclosed in note 26.1 to the financial Statements. Accordingly, the financial institutions have not been provided bank confirmations as at reporting date this shows restructuring proposal of the company had not been accepted by the lenders till the reporting date. These conditions lead us to believe that the going concern assumption used in preparation of these financial statements is inappropriate; consequently the assets and liabilities should have been stated at their realizable and settlement amounts respectively.
- b) The company defaulted in repayment of installments of restructured liabilities, hence as per clause 10.2 of the Compromise Agreement of the company, the entire outstanding restructured liabilities of Rs. 2.633 billion (note 17.1 to the financial Statements) along with markup of (2023:Rs. 896.875) million (Rs. 471.824 million eligible for waiver mark up and Rs. 425.051 million outstanding mark up note 17.1 to the financial Statements) become immediately payable, therefore provision for markup should be made in these financial statements.
- c) In addition to above , since the proposal, has not been accepted so far and the lenders, instead of accepting the restructuring proposal, have preferred to filed suit against the company, therefore the company should made the provision of mark up in the financial statements. Further during the year the company not made

FEROZE SHARIF TARIQ & CO.

FEROZE SHARIF TARIQ & CO.
Chartered Accountants
4-N/4, BLOCK 6, P.E.C.H.S.,
KARACHI 75400

Voice: (+9221) 34540891
(+9221) 34522734
Facimile: (+9221) 34540891
Email : fstc.ca@gmail.com

Provision for the restructured long term and short term liabilities amounting to Rs. 410.777 (2023: Rs. 566.873) million in the financial Statements as disclosed in note 32.1 to the financial Statements. Had the provisions for the mark up, as discussed in preceding paragraph (b), been made in these financial statements, the loss after taxation would have been higher by Rs. 2.187 billion and markup payable would have been higher and shareholders' equity would have been lower by Rs. 2.187 billion.

Key Audit Matters

Key audit matters are those matters that, in our professional judgment, were of most significance in our audit of the financial statements of the current year. These matters were addressed in the context of our audit of the financial statements as a whole, and in forming our opinion thereon, and we do not provide a separate opinion on these matters.

We have determined that there are no key audit matters to communicate in our report other than the matters described in the basis for adverse opinion section.

Information Other than the Financial Statements and Auditor's Report Thereon

Management is responsible for the other information. The other information comprises the information in the annual report including, in particulars, the chairman's review, directors report, financial and business highlights, but does not include the financial statements and our auditor's reports thereon.

Our opinion on the financial statements does not cover the other information and we do not express any form of assurance conclusion thereon.

In connection with our audit of the financial statements, our responsibility is to read the other information and, in doing so, consider whether the other information is materially inconsistent with the financial statements or our knowledge obtained in the audit or otherwise appears to be materially misstated. If, based on the work we have performed, we conclude that there is a material misstatement of this other information; we are required to report that fact. We have concluded that the other information is materially misstated for the same reason with respect to the matters described in the basis for adverse opinion section.

Responsibilities of Management and Board of Directors for the Financial Statements

Management is responsible for the preparation and fair presentation of the financial statements in accordance with Accounting and Reporting Standards as applicable in Pakistan and requirements of companies Act 2017 (XIX of 2017, and for such internal control as management determines is necessary to enable the preparation of financial statements that are free from material misstatement, whether due to fraud or error.

In preparing the financial statements, management is responsible for assessing the company's ability to continue as a going concern, disclosing, as applicable, matters related to going concern and using the going concern basis of accounting unless management either intends to liquidate the Company or to cease operations, or has no realistic alternative but to do so.

Board of Directors are responsible for overseeing the company's financial reporting process.

Auditor's Responsibilities for the Audit of the Financial Statements

Our objectives are to obtain reasonable assurance about whether the financial statements as a whole are free from material misstatement, whether due to fraud or error, and to issue an auditor's report that includes our opinion. Reasonable assurance is a high level of assurance, but is not a guarantee that an audit conducted in accordance with ISAs as applicable in Pakistan will always detect a material misstatement when it exists.

Misstatements can arise from fraud or error and are considered material if, individually or in the aggregate, they could reasonably be expected to influence the economic decisions of users taken on the basis of these financial statements.

As part of an audit in accordance with ISAs as applicable in Pakistan, we exercise professional judgment and maintain professional skepticism throughout the audit. We also:

- Identify and assess the risks of material misstatement of the financial statements, whether due to fraud or error, design and perform audit procedures responsive to those risks, and obtain audit evidence that is sufficient and appropriate to provide a basis for our opinion. The risk of not detecting a material misstatement resulting from fraud is higher than for one resulting from error, as fraud may involve collusion, forgery, intentional omissions, misrepresentations, or the override of internal control.



FEROZE SHARIF TARIQ & CO.

FEROZE SHARIF TARIQ & CO.
Chartered Accountants
4-N/4, BLOCK 6, P.E.C.H.S.,
KARACHI 75400

Voice: (+9221) 34540891
(+9221) 34522734
Facimile: (+9221) 34540891
Email : fstc.ca@gmail.com

- Obtain an understanding of internal control relevant to the audit in order to design audit procedures that are appropriate in the circumstances, but not for the purpose of expressing an opinion on the effectiveness of the company's internal control.
- Evaluate the appropriateness of accounting policies used and the reasonableness of accounting estimates and related disclosures made by management.
- Conclude on the appropriateness of management's use of the going concern basis of accounting and, based on the audit evidence obtained, whether a material uncertainty exists related to events or conditions that may cast significant doubt on the company's ability to continue as a going concern. If we conclude that a material uncertainty exists, we are required to draw attention in our auditor's report to the related disclosures in the financial statements or, if such disclosures are inadequate, to modify our opinion. Our conclusions are based on the audit evidence obtained up to the date of our auditor's report. However, future events or conditions may cause the Company to cease to continue as a going concern.
- Evaluate the overall presentation, structure and content of the financial statements, including the disclosures, and whether the financial statements represent the underlying transactions and events in a manner that achieves fair presentation.

We communicate with the Board of Directors regarding, among other matters, the planned scope and timing of the audit and significant audit findings, including any significant deficiencies in internal control that we identify during our audit.

We also provide the Board of Directors with a statement that we have complied with relevant ethical requirements regarding independence, and to communicate with them all relationships and other matters that may reasonably be thought to bear on our independence, and where applicable, related safeguards.

From the matters communicated the Board of Directors, we determine those matters that were of most significance in the audit of the financial statements of the current period and are therefore the key audit matters. We describe these matters in our auditor's report unless law or regulation precludes public disclosure about the matter or when, in extremely rare circumstances, we determine that a matter should not be communicated in our report because the adverse consequences of doing so would reasonably be expected to outweigh the public interest benefits of such communication.

Report on Other Legal and Regulatory Requirements

Based on our audit except for the matter discussed in basis for adverse opinion section, we further report that in our opinion:

- (a) Proper books of account have been kept by the Company as required by the Companies Act, 2017 (XIX of 2017);
- (b) because of the matters described in Basis for Adverse Opinion section, the statement of financial position, the statement of profit or loss, Statement of comprehensive income, the statement of changes in equity and the statement of cash flows together with the notes thereon have not been drawn up in conformity with the Companies Act, 2017 (XIX of 2017) however, the same are in agreement with the books of account and returns;
- (c) Investments made, expenditure incurred and guarantees extended during the year were for the purpose of the Company's business; and
- (d) No Zakat was deductible at source under the Zakat and Ushr Ordinance, 1980 (XVIII of 1980).
The engagement partner on the audit resulting in this independent auditor's report is Mohammad Ghalib.

UDIN: AR202410161gMvGITIAx
Dated: January 03, 2025
Place: Karachi


CHARTERED ACCOUNTANTS

STATEMENT OF FINANCIAL POSITION

AS AT SEPTEMBER 30, 2024

		2024	2023
	Notes	------(Rupees)-----	
ASSETS			
NON-CURRENT ASSETS			
Property, Plant and Equipment	4	7,430,796,330	6,012,075,894
CURRENT ASSETS			
Stores, Spares and Loose Tools	5	139,965,049	158,065,995
Stock-in-Trade	6	709,818,109	1,532,142,678
Trade Debts - Unsecured, Considered Good	7	42,562,034	26,233,634
Loans, Advances and Other Receivable - Unsecured, Considered Good	8	489,478,252	677,360,285
Trade Deposits, Short-Term Prepayments and Current Balances with Statutory Authorities	9	11,943,415	10,711,443
Income Tax Refunds and Advances		157,938,211	129,258,663
Short Term Investment - Related Party	10	-	-
Cash and Bank Balances	11	28,127,543	33,925,579
		<u>1,579,832,613</u>	<u>2,567,698,277</u>
TOTAL ASSETS		<u>9,010,628,943</u>	<u>8,579,774,171</u>
EQUITY AND LIABILITIES			
SHARE CAPITAL AND RESERVES			
Authorized Capital			
130,000,000 (2023: 130,000,000) Ordinary Shares of Rs. 10/- each		<u>1,300,000,000</u>	<u>1,300,000,000</u>
Issued, Subscribed and Paid-up Capital	12	915,119,920	915,119,920
Reserves and Surplus	13	(5,895,008,738)	(5,459,464,949)
Surplus on Revaluation of Property, Plant & Equipment (Net)	14	<u>4,318,447,864</u>	<u>3,246,350,327</u>
		<u>(661,440,954)</u>	<u>(1,297,994,702)</u>
NON-CURRENT LIABILITIES			
Sponsors Loan - Unsecured	15	461,075,498	449,535,837
Long Term Finance	16	-	-
Long Term Interest Payable	17	-	-
Deferred Liabilities	18	1,685,200,496	1,273,475,025
CURRENT LIABILITIES			
Trade and Other Payables - Unsecured	19	4,503,287,733	5,150,853,647
Interest, Profit, Mark-up Accrued on Loans and Other payables	20	12,009,624	12,009,624
Short Term Finances - Secured	21	192,195,875	192,195,875
Unclaimed Dividend	22	769,544	769,544
Current Portion of Non-Current Liabilities	23	2,632,929,321	2,632,929,321
Provision for Taxation	24	184,601,806	166,000,000
		<u>7,525,793,903</u>	<u>8,154,758,011</u>
CONTINGENCIES & COMMITMENTS			
	26	-	-
TOTAL EQUITY AND LIABILITIES		<u>9,010,628,943</u>	<u>8,579,774,171</u>

The annexed notes form an integral part of these financial statements



Ishtiaq Ahmad
CEO & Director



Muhammad Ilyas Abdul Sattar
Chief Financial Officer



Abdul Basit
Chairman Board of Director



STATEMENT OF PROFIT OR LOSS
FOR THE YEAR ENDED SEPTEMBER 30, 2024

	Notes	2024 (Rupees)	2023
Sales - Net	27	2,483,411,983	6,206,791,490
Cost of Sales	28	(2,937,021,378)	(6,291,569,903)
Gross (Loss)		(453,609,395)	(84,778,413)
Administrative and General Expenses	29	(88,644,101)	(111,933,056)
Distribution and Selling Costs	30	(109,800,404)	(190,376,215)
Other Operating Income/(Loss)	31	69,839,327	(459,938,524)
(Loss) from Operations		(582,214,573)	(847,026,208)
Finance Cost	32	(66,819,719)	(47,177,451)
		(649,034,292)	(894,203,659)
Impairment of Plant & machinery-polypropylene unit		(14,756,426)	-
Provision for obsolescence and slow moving stocks and stores	5	(10,724,260)	(5,185,215)
(Loss) Before Income Tax & Levies		(674,514,978)	(899,388,874)
Levies	33	(18,601,806)	(71,000,000)
		(693,116,784)	(970,388,874)
Taxation	34	84,184,524	106,733,717
(Loss) after Tax		(608,932,260)	(863,655,157)
(Loss) Per Share - Basic	35	(6.65)	(9.44)

The annexed notes form an integral part of these financial statements

Ishtiaq Ahmad
CEO & Director

Muhammad Ilyas Abdul Sattar
Chief Financial Officer


Abdul Basit
Chairman Board of Director

STATEMENT OF COMPREHENSIVE INCOME

FOR THE YEAR ENDED SEPTEMBER 30, 2024

	2024	2023
	(Rupees)	
(Loss) for the year	(608,932,260)	(863,655,157)
Items that will not reclassify to profit or loss		
Other Comprehensive Income		
Amortization interest income / (Reversal)	(32,718,461)	123,601,804
	(641,650,721)	(740,053,353)
Surplus on revaluation of Property, Plant & Equipment	1,774,114,463	-
Related Deferred tax	(495,909,994)	-
	1,278,204,469	-
Total Comprehensive (loss)/ income for the year	<u>636,553,748</u>	<u>(740,053,353)</u>

The annexed notes form an integral part of these financial statements



Ishtiaq Ahmad
CEO & Director



Muhammad Ilyas Abdul Sattar
Chief Financial Officer



Abdul Basit
Chairman Board of Director



STATEMENT OF CASH FLOWS FOR THE YEAR ENDED SEPTEMBER 30, 2024

	2024	2023
	(Rupees)	
Cash Flow from Operating Activities		
(Loss) Before Taxation	(674,514,978)	(899,388,874)
Adjustment for non-cash and other items:		
Depreciation	361,832,702	463,414,357
Financial Charges	66,819,719	47,177,451
Provision for obsolescence and slow moving stocks and stores	10,724,260	5,185,215
Impairment of Plant & Machinery	14,756,426	-
	<u>454,133,107</u>	<u>515,777,023</u>
	(220,381,871)	(383,611,851)
Changes in Operating Assets and Liabilities		
(Increase) / Decrease in Current Assets		
Stores and Spares	7,376,687	(5,003,995)
Stock in Trade	822,324,568	(282,194,323)
Trade Debts	(16,328,400)	(1,734,702)
Loans and Advances	187,882,033	(25,079,877)
Trade Deposits, Prepayments & Other Balances	(1,231,972)	794,922
Increase / (Decrease) in Current Liabilities		
Trade and Other Payables	(647,565,915)	854,374,727
Short Term Finances	-	(22,107,540)
	<u>352,457,001</u>	<u>519,049,212</u>
Taxes Paid	(28,679,546)	(78,759,511)
Financial Charges Paid	(184,970)	(209,737)
Gratuity Paid	-	(200,000)
	<u>(28,864,516)</u>	<u>(79,169,248)</u>
Net Cash Flows from Operating Activities	<u>103,210,614</u>	<u>56,268,113</u>
Cash Flow from Investing Activities		
Fixed Capital Expenditure	(21,195,101)	(173,299,520)
Net Cash Out Flows from Investing Activities	<u>(21,195,101)</u>	<u>(173,299,520)</u>
Cash Flow from Financing Activities		
Sponsor Loan	(87,813,549)	67,556,000
Net cash flows from financing activities	<u>(87,813,549)</u>	<u>67,556,000</u>
Net Decrease in Cash and Cash equivalent	(5,798,036)	(49,475,407)
Cash and Bank Balances at Beginning of the year	33,925,579	83,400,986
Cash and Cash equivalent at the end of the year	<u>28,127,543</u>	<u>33,925,579</u>

The annexed notes form an integral part of these financial statements.

Ishtiaq Ahmad
CEO & Director

Muhammad Ilyas Abdul Sattar
Chief Financial Officer


Abdul Basit
Chairman Board of Director

STATEMENT OF CHANGES IN EQUITY

FOR THE YEAR ENDED SEPTEMBER 30, 2024

	Issued, Subscribed & Paid-up Capital	General Reserve	Accumulated Profit/(Loss)	Revaluation Surplus on Property, Plant & Equipment	Total
	------(Rupees)-----				
Balance as on October 1, 2022	915,119,920	190,000,000	(5,170,725,173)	3,507,663,904	(557,941,349)
(Loss) for the Year	-	-	(740,053,353)	-	(740,053,353)
Incremental Depreciation transferred from Surplus on Revaluation of Property, Plant & Equipment - Net of tax	-	-	261,313,577	(261,313,577)	-
Balance as on September 30, 2023	<u>915,119,920</u>	<u>190,000,000</u>	<u>(5,649,464,949)</u>	<u>3,246,350,327</u>	<u>(1,297,994,702)</u>
Balance as on October 1, 2023	915,119,920	190,000,000	(5,649,464,949)	3,246,350,327	(1,297,994,702)
(Loss) for the period	-	-	(641,650,721)		(641,650,721)
Revaluation during the year Net of tax				1,278,204,469	1,278,204,469
Incremental Depreciation transferred from Surplus on Revaluation of Property, Plant & Equipment - Net of tax	-	-	206,106,932	(206,106,932)	-
Balance as on September 30, 2024	<u>915,119,920</u>	<u>190,000,000</u>	<u>(6,085,008,738)</u>	<u>4,318,447,864</u>	<u>(661,440,954)</u>

The annexed notes form an integral part of these financial statements



Ishtiaq Ahmad
CEO & Director



Muhammad Ilyas Abdul Sattar
Chief Financial Officer



Abdul Basit
Chairman Board of Director



NOTES TO THE FINANCIAL STATEMENTS FOR THE YEAR ENDED SEPTEMBER 30, 2024

1. CORPORATE INFORMATION

Dewan Sugar Mills Limited (the Company) was incorporated in Pakistan, as a Public Limited company on June 27, 1982, under the Companies Act, 1913 (Now the Companies Act 2017 and its shares are listed in Pakistan Stock Exchange Guarantee Limited.(formerly Karachi and Lahore Stock Exchanges in Pakistan). The Principal activity of the Company is production and sale of white crystalline refined sugar, processing and trading of by-products, and other related activities and allied products. Further, one unit of the Company namely Poly propylene unit is non operative since 2016 and also during the year the company not operated the sugar unit due to technical issues of the plant.

The geographical Location and address of the company's business units, including mill/plant are as under:

The registered office of the company is situated at Dewan Centre, 3-A Lalazar, Beach Hotel Road, Karachi-74000, Pakistan;

The manufacturing facilities are located at Jillaniabad, Budho Talpur, Taluka: Mirpur Bathoro, District: Thatta, Sindh, Pakistan.

The Company consist of four units all are located at Jillaniabad, Budho Talpur namely:

1. Sugar Unit. 2. Distillery Unit, 3. Board and Panel Unit and 4. Poly propylene Unit.

1.1 SIGNIFICANT TRANSACTIONS AND EVENTS AFFECTING THE COMPANY'S FINANCIAL POSITION AND PERFORMANCE

All significant transactions and events that have affected the Company's statement of financial position and performance during the year have been adequately disclosed either in the notes to these financial statements or in the Directors' report.

1.2 GOING CONCERN ASSUMPTION

The financial statements of the company for the year ended September 30, 2024 reflect net loss after taxation of Rs 608.932 million (2023: Rs.863.655 million) and Accumulated negative reserves Rs.5.895 (2023:5.459) billion its current liabilities exceeded its current assets by Rs. 5.945 (2023 Rs.5.587) billion. The Company defaulted in repayment of its restructured long term liabilities due to liquidity crunch faced by the Company and the entire restructured liabilities along with markup eligible for waiver (as disclosed in note 16, 17 and 21, 26.1 to the financial statements) have become immediately repayable, short term loan has not been renewed by the Banks. These conditions indicate the existence of material uncertainty which may cast significant doubt about the company's ability to continue as a going concern, therefore the company may not be able to realize its assets and discharge its liabilities during the normal course of business.

The financial statements has been prepared on going concern assumption as the Company approached its lenders for further restructuring of its liabilities which is in process. Company is hopeful that such restructuring will be effective soon and will further streamline the funding requirements of the Company which will ultimately help the management to run the operations smoothly with optimum utilization of production capacity. The management of your Company has also completed the required maintenance and over hauling of the sugar plant and set to go in operations. By the grace of Almighty, sugar unit of the Company its production activities for the season 2024-25 will resume very soon. As the conditions mentioned in the foregoing paragraph are temporary and would reverse therefore the preparation of financial statements using going concern assumption is justified.

2 BASIS OF PREPARATION

2.1 Statement Of Compliance

These financial statements have been prepared in accordance with the accounting and reporting standards as applicable in Pakistan with the exception of departure of IFRS as mentioned in note 32.1 to the financial statements, for which the management concludes that provisioning of mark-up would conflict with the objectives of the financial statements. The accounting and reporting standards applicable in Pakistan comprise of:

- a) International Financial Reporting Standard (IFRS) issued by the International Accounting Standards Board (IASB) as notified under the Companies Act, 2017;
- b) Islamic Financial Reporting Standard issued by the Institute of Chartered accountants of Pakistan as are notified under the Companies Act, 2017; and
- c) Provisions of and directives issued under the Companies Act, 2017, Where provisions of and directives issued under the Companies Act, 2017 differ from the IFRS, the provisions of and directives issued under the Companies Act, 2017 have been followed.

2.2 Basis of Measurement

The financial statements have primarily been prepared under the historical cost convention without any adjustments for the effect of inflation or current values, except Land, Building and Plant & Machinery which are on revalued amount in note 04 to the financial statements, financial assets and liabilities which are carried at their fair values. Further, accrual basis of accounting is followed except for cash flow information.

2.3 APPLICATION OF NEW STANDARDS, AMENDMENTS AND INTERPRETATIONS TO PUBLISHED APPROVED ACCOUNTING AND REPORTING STANDARDS

New accounting standards, amendments and IFRS interpretations that are effective for the year ended September 30, 2024

The following standards, amendments and interpretations are effective for the year ended September 30 2024. These standards, amendments and interpretations are either not relevant to the Company's operations or did not have significant impact on the financial statements other than certain additional disclosures.

	Effective date (annual periods beginning on or after)
Amendments to IAS 1 'Presentation of Financial Statements' and IFRS Practice	January 01, 2023
Amendments to IAS 8 'Accounting Policies, Changes in Accounting Estimates and Errors' - Definition of Accounting Estimates	January 01, 2023
Amendments to IAS 12 'Income Taxes' - Deferred Tax related to Assets and Liabilities arising from a single transaction	January 01, 2023
Amendments to IAS 12 'Income Taxes' - Temporary exception to the requirements regarding deferred tax assets and liabilities related to pillar of income taxes	January 01, 2023

The Company adopted the narrow-scope amendments to the International Accounting Standard (IAS) 1, Presentation of Financial Statements which have been effective for annual reporting periods beginning on or after 1 January 2023. Although the amendments did not result in any changes to accounting policy themselves, they impacted the accounting policy information disclosed in the financial statements.

The amendments require the disclosure of 'material' rather than 'significant' accounting policies. The amendments also provide guidance on the application of materiality to disclosure of accounting policies, assisting the Company to provide useful entity-specific accounting policy information that users need to understand other information in the financial statements.

Management reviewed the accounting policies and updates to the information disclosed in Note 4 Material accounting policies (2023: Significant accounting policies) in certain instances in line with the amendments and concluded that all its accounting policies are material for disclosure.

2.3.1. New accounting standards, amendments and interpretations that are not yet effective

The following standards, amendments and interpretations are only effective for accounting periods, beginning on or after the date mentioned against each of them. These standards, amendments and interpretations are either not relevant to the Company's operations or are not expected to have significant impact on the Company's financial statements other than certain additional disclosures.

	Effective date (annual periods beginning on or after)
Amendments to IFRS 7 'Financial Instruments: Disclosures' - Supplier finance arrangements	January 01, 2024
Amendments to IFRS 7 'Financial Instruments: Disclosures' - Amendments regarding the classification and measurement of financial instruments	January 01, 2026
Amendments to IFRS 9 'Financial Instruments' - Amendments regarding the classification and measurement of financial instruments	January 01, 2026
Amendments to IFRS 16 'Leases' - Amendments to clarify how a seller-lessee subsequently measures sale and leaseback transactions	January 01, 2024
Amendments to IAS 1 'Presentation of Financial Statements' - Classification of liabilities as current or non-current	January 01, 2024
Amendments to IAS 1 'Presentation of Financial Statements' - Non-current liabilities with covenants	January 01, 2024
Amendments to IAS 7 'Statement of Cash Flows' - Supplier finance arrangements	January 01, 2024
Amendments to IAS 21 'The Effects of Changes in Foreign Exchange Rates' - Lack of Exchangeability	January 01, 2025
IFRS 17 Insurance Contracts	January 01, 2026

IFRS 1 'First-time Adoption of International Financial Reporting Standards' has been issued by IASB effective from July 01, 2009. However, it has not been adopted yet locally by Securities and Exchange Commission of Pakistan (SECP).

IFRS 18 'Presentation and Disclosures in Financial Statements' has been issued by IASB effective from January 01, 2027. However, it has not been adopted yet locally by SECP.

IFRS 19 'Subsidiaries without Public Accountability: Disclosures' has been issued by IASB effective from January 01, 2027. However, it has not been adopted yet locally by SECP.

IFRS 17 - 'Insurance contracts' has been notified by the IASB to be effective for annual periods beginning on or after January 1, 2023. However SECP has notified the timeframe for the adoption of IFRS - 17 which will be adopted by January 01, 2026.

2.4 Significant Accounting Judgments, Estimates and Assumption

The preparation of financial statements in conformity with approved accounting standards requires the use of certain critical accounting estimates. It also requires management to exercise its judgment in the process of applying the Company's accounting policies. Estimates and judgments are continually evaluated and are based on historic experience and other factors, including expectations of future events that are believed to be reasonable under the circumstances. Revisions to accounting estimates are recognized in the period in which the estimate is revised and in any future periods affected.

In the process of applying the Company's accounting policies, management has made the following estimates and judgments which are significant to the financial statements:

2.4.1 Property, Plant and Equipment

Estimates with respect to residual values and depreciable lives and pattern of flow of economic benefits are based on the recommendation of technical team of the Company. Further, the Company reviews the value of the assets for possible impairment on an annual basis. Any change in the estimates in future years might affect the carrying amounts of the respective items of tangible fixed assets with a corresponding affect on the depreciation charge and impairment.

2.4.2 Taxation

In making the estimates for income taxes payable by the Company, the management considers applicable tax laws and the decisions of appellate authorities on certain cases issued in past.

2.4.3 Stock-in-trade, Stores, Spare Parts and Loose Tools

The Company reviews the Net Realizable Value (NRV) of stock-in-trade to assess any diminution in the respective carrying values.

2.5.4 Provision for Expected Credit Loss

A provision for impairment of trade and other receivables is established when there is objective evidence that the company will not be able to collect all amounts due according to the original terms of receivables. These estimates and underlying assumptions are reviewed on an ongoing basis.

2.5.5 Provision for Impairment

The company reviews carrying amount of assets annually to determine whether there is any indication of impairment. If any such indication exists, the assets recoverable amount is estimated and impairment losses are recognized in the statement of Profit or Loss.

3 MATERIAL ACCOUNTING POLICIES

The accounting policies adopted in the preparation of these financial statements are consistent with those of the previous financial year and set out below.

3.1 Post Employment Benefits - Defined Benefit Plan

The Company operated an unfunded gratuity scheme for its staff till 31 March 2007 and changed its policy for Staff retirement benefit from Gratuity to Provident Fund Scheme from April 1, 2007.

The company operated an approved defined contribution provident fund for its eligible permanent employees who opted for the benefits. Equal monthly contributions are made, both by the company and the employees at the rate of 8.33% of the basic salary.

3.2 Trade and Other Payables

Liabilities for trade and other payables, are carried at cost which is the fair value of the consideration to be paid in the future in respect of the goods and services received.

3.3 **Taxation** **Current Year**

Provision in respect of current year's taxation is based on the method of taxation prescribed under the Income Tax Ordinance, 2001, whereby taxable income is determined, and tax charged at the current rates of taxation after taking into account tax credits, rebates available, if any, and the income falling under the presumptive tax regime, or the minimum tax liability is determined on a whichever is higher basis, and in the event of a current or accumulated carried forward tax loss.

Deferred

Deferred tax is provided, using the balance sheet liability method, on all temporary differences at the balance sheet date between the tax bases of assets and liabilities and their carrying amount for financial statement reporting purposes. Deferred tax assets are recognized for all deductible temporary differences to the extent that it is probable that taxable profits will be available against which the deductible temporary differences, tax credits and unused tax losses can be utilized. Deferred tax liabilities are generally recognized for all temporary taxable differences.

Levy

The tax charged under Income Tax Ordinance, 2001 which is not based on taxable profit or any amount paid/ payable in excess of the calculation based on taxable income is classified as levy in the statement of profit or loss as these levies fall under the scope of IFRIC 12/ IAS 37.

3.4 **Property, Plant and Equipment**

Property, Plant and Equipment are stated at cost less accumulated depreciation and impairment losses, if any or revalued amounts; except for Free hold land which is stated at cost, and capital works in progress which are stated at cost accumulated up to the financial statement date.

- **Depreciation**

Depreciation is charged on monthly basis using the reducing balance method whereby the cost of an asset is written off over its estimated useful life. Previously the same was charged at an annual basis. Further, the rates applied are in no case less than the rates prescribed by the Federal Board of Revenue. The depreciation method and useful lives of the items of property, plant and equipment are reviewed periodically and altered if circumstances or expectations have changed significantly. Any change is accounted for as a change in accounting estimate by changing the depreciation charge for the current and future periods. Depreciation is charged for the full month in the period of acquisition and is not charged for the month in which it is disposed .

However Depreciation on Plant and Machinery of Board & Panel Unit, Poly Propylene Unit & Distillery Unit on unit of production method. In accordance with the IAS-16 every Company should select the method for charging depreciation that most closely reflects the expected pattern of consumption of the future economic benefits embodied in the asset. The Method is applied consistently from period to period unless there is a change in the expected pattern of consumption of those future economic benefits. The IAS further requires that such pattern of flow of economic benefits should be periodically reviewed and reassessed. Poly propylene Plant has stopped its Production since June 2016 therefore no depreciation has been charged on Plant & Machinery as per company policy.

- **Repairs, Renewals and Maintenance**

Major repairs and renewals are capitalized. Normal repairs and maintenance are charged as expense when incurred.

- **Disposal / Retirement of Assets**

Gains or losses on disposal or retirement of assets are determined as the difference between the sale proceeds and the carrying amounts of these assets, and are included in the income currently. When revalued assets are sold, the relevant undepreciated surplus is transferred directly to accumulated profit / loss through statement of changes of equity.

- **Capital Works-in-Progress**

All expenditures connected with specific assets and incurred during development, installation and construction period are carried as capital work-in-progress. These are transferred to the specific assets as and when these assets are available for commercial or intended use.

- **Surplus on Revaluation**

Any revaluation increase arising on the revaluation of buildings and plant and machinery is recognized in other comprehensive income and presented as a separate component of equity except to the extent that it reverses a revaluation decrease for the same asset previously recognized in profit or loss, in which case the increase is credited to profit or loss to the extent of the decrease previously charged. Any decrease in carrying amount arising on the revaluation of land, buildings and plant & machinery is charged to profit or loss to the extent that it exceeds the balance, if any, held in the surplus on revaluation relating to a previous revaluation of that asset. The surplus on revaluation to the extent of incremental depreciation charged is transferred to unappropriated profit. The surplus realized on disposal of revalued fixed assets is credited directly to retained earnings.

- **Impairment**

Assets are reviewed for impairment whenever events or changes in circumstances indicate that the carrying amount of these assets may not be recoverable. Whenever the carrying amount of these assets exceed their recoverable amount, an impairment loss is recognized in the profit or loss.

3.4.1 Right-of-use assets

The Company recognizes right-of-use assets at the commencement date of the lease (i.e., the date the underlying asset is available for use). Right-of-use assets are measured at cost, less any accumulated depreciation and impairment losses, and adjusted for any remeasurement of lease liabilities. The cost of right-of-use assets includes the amount of lease liabilities recognized, initial direct costs incurred, and lease payments made at or before the commencement date less any lease incentives received as applicable. Unless the Company is reasonably certain to obtain ownership of the leased asset at the end of the lease term, The right-of-use asset is depreciated using the method of the own assets over the shorter of the lease term and the asset's useful life The estimated useful lives of assets are determined on the same basis as that for owned assets. In addition, the right-of-use asset is periodically reduced by impairment losses, if any.

3.5 Lease Liability

The Company assesses at contract inception whether a contract is, or contains, a lease, i.e. if the contract conveys the right to control the use of an identified asset for a period of time in exchange for consideration.

The Company applies a single recognition and measurement approach for all leases, except for short-term leases. The Company recognizes lease liabilities to make lease payments and right-of-use assets representing the right to use the underlying assets.

At the commencement date of the lease, the Company recognizes lease liabilities measured at the present value of lease payments to be made over the lease term. The lease payments include fixed payments (including in-substance fixed payments) less any lease incentives receivable, variable lease payments that depend on an index or a rate, and amounts expected to be paid under residual value guarantees. The lease payments also include the exercise price of a purchase option reasonably certain to be exercised by the Company and payments of penalties for terminating a lease, if the lease term reflects the Company exercising the option to terminate. The variable lease payments that do not depend on an index or a rate are recognized as expense in the period on which the event or condition that triggers the payment occurs.

In calculating the present value of lease payments, the Company uses the incremental borrowing rate at the commencement date of the lease if the interest rate implicit in the lease is not readily determinable. After the commencement date, the amount of lease liabilities is increased to reflect the accretion of interest and reduced for the lease payments made. In addition, the carrying amount of lease liabilities is remeasured if there is a modification, a change in the lease term, a change in the in-substance fixed lease payments or a change in the assessment to purchase the underlying asset.

3.6 Investment in Associated Company- Equity method

Associates are entities over which the Company exercises significant influence. Investment in associates is accounted for using equity basis of accounting, under which the investment in associate is initially recognized at cost and the carrying amount is increased or decreased to recognize the Company's share of profit or loss of the associate after the date of acquisition. The Company's share of profit or loss of the associate is recognized in the Company's profit and loss account. Distributions received from associate reduce the carrying amount of the investment. Adjustments to the carrying amount are also made for changes in the Company's proportionate interest in the associate arising from changes in the associates' other comprehensive income that have not been recognized in the associate's profit or loss. The Company's share of those changes is recognized in other comprehensive income of the Company. The carrying amount of the investment is tested for impairment, by comparing its recoverable amount (higher of value in use and the fair value less costs to sell) with its carrying amount and loss, if any, is recognized in profit or loss. If the Company's share of losses of an associate equals or exceeds its interest in the associate, the Company discontinues recognizing its share of further losses.

3.7 Stores, Spares and Loose Tools

These are stated at the lower of cost and net realizable value. The cost of inventory is based on the weighted average cost measurement. Items in transit are stated at cost accumulated up to the date of the Statement of Financial Position.

Provision is made for any slow moving and obsolete items is determined based on the managements assessment regarding the future use ability.

Net Realizable Value signifies the estimated selling price in the ordinary course of business less costs necessarily to be incurred in order to make the sale.

3.8 Stock-in-Trade

These are valued as follows :

Raw Material	:	At lower of weighted average cost and net realizable value. Cost of raw material and components represents invoice value plus other charges paid thereon.
Finished Goods	:	Cost or net realizable value which ever is lower. Cost of finished goods comprises of prime cost and an appropriate portion of production overheads.
Work-in-Process	:	At lower of weighted average cost and net realizable value. Weighted average cost comprises of the cost of raw materials only. Conversion costs are not included as these are insignificant.
Stock in Transit	:	At cost plus direct expenses accumulated up to the balance sheet date.
Molasses	:	Cost in relation to Stock of molasses held by distillery acquired from out side sugar mills is valued at lower of weighted average cost and net realizable value where as the molasses transferred by the mill to distillery are valued on the basis mentioned in note 3.9

Packing Material : At lower of weighted average cost and net realizable value.

Net Realizable Value signifies the estimated selling price in the ordinary course of business less costs necessarily to be incurred in order to make the sale.

3.9 Inter Segment Transfer

Transfer between business segment are recorded at net realizable value.

3.10 Trade Debts and Other Receivables

Trade and other receivables are recognized initially at their transaction price and subsequently measured at amortized cost less loss allowances. These assets are written off when there is no reasonable expectation of recovery. The Company applies IFRS-9 simplified approach for measuring expected credit loss(ECL) on trade receivables at an amount equal to life time credit loss. The ECL on trade receivables are calculated based on actual credit loss experience over the last year on the total balance of non-credit impaired trade receivables.

3.11 Foreign Currency Translation and Hedging

Transactions in foreign currencies are initially recorded using the rates of exchange ruling at the date of transaction. Monetary assets and liabilities in foreign currencies are translated into Rupees at the exchange rates prevailing on the balance sheet date. In order to hedge its exposure to foreign exchange risks, the company, at times, enters into forward exchange contracts. Such transactions are translated at contracted rates. Exchange differences on translating of foreign currency are charged to the current period Profit or Loss.

3.12 Revenue Recognition

Revenue from sale of goods is recognized at the point of time when the performance obligations arising from contract with customer is satisfied and the amount of revenue that it expects to be entitled to can be determined and when the customer obtains control of the goods being when the delivery order is issued to the customer provided that the goods have been identified separately as belonging to the customer, the goods are ready for physical transfer to the customer and the Company does not have the ability to use the goods or direct it to another customer.

Revenue is measured based on the consideration specified in a contract with a customer and excludes amounts collected on behalf of third parties, Revenue is disclosed net of returns, discounts and other allowances. Revenue comprise the fair value of the consideration received or receivable on the following basis:

Sales recognized as revenue when goods are delivered and invoiced.

Dividend income is recognized on the basis of declaration by the investee company.

Export sales are recorded when shipped.

Rebate on export sales is recognized in the period in which the related export sales revenue is recognized unless there exist any specific facts and circumstances which indicate that receipt of the rebate amount from the government is uncertain. In that case, the rebate income is recognized when it is realized.

Return on bank deposits is recognized on a time proportion basis on the principal amount outstanding and at the rate applicable.

Unrealized gains / loss arising on re-measurement of investments classified as "financial assets at fair value through "profit or loss" are included in the profit and loss account in the period in which these arise.

Realized capital gains / loss on sale of investments are recognized in the profit or loss account at the time of sale.

3.13 Borrowing Cost

Borrowing cost directly attributable to the acquisition, construction or production of qualifying assets, which are assets that necessarily take a substantial period of time to get ready for their intended use, are added to the cost of those assets until such time the assets are ready for their intended use. All other borrowing costs are charged to income in the period in which they are incurred.

3.14 Provisions

A provision is recognized in the balance sheet when the company has a legal or constructive obligation, and, as a result of past event, it is probable that an outflow of resources embodying economic benefits will be required to settle the obligation, and that a reliable estimate can be made for the amount of this obligation. Provisions are reviewed at each balance sheet date and adjusted to reflect the current best estimate.

3.15 Cash and Cash Equivalents

For the purpose of the cash flow statement, cash and cash equivalents comprise cash and bank balances.

3.16 Impairment of Assets

The carrying amounts of the assets are reviewed for impairment whenever events or changes in circumstances indicate that the carrying amount may not be recoverable. An impairment loss is recognized whenever the carrying amount of an asset exceeds its recoverable amount, whereby the asset is written down to the recoverable amount and the impairment loss is recognized in the profit and loss account. The recoverable amount of property, plant and equipment is the greater of the net selling price and its value in use.

3.17 Related Party Transactions and Transfer Pricing

All transactions with related parties are carried out by the company at arm's length prices, and the transfer price is determined in accordance with the methods prescribed under the Companies Act 2017, and as approved by the board of directors of the company.

3.18 Loans, Advances and Other Receivables

Loans, advances and other receivables are recognized initially at cost, subsequently, stated at cost less estimates made for any doubtful full receivables based on a review of all outstanding amounts at the reporting date. Balances considered bad and irrecoverable are written off when identified.

3.19 Short Term and Long Term Loans

Short Term and Long Term Loans are recognized initially at cost, and subsequently at their amortized/ residual cost.

3.20 Business Segments

Business segments are distinguishable components of the company that are engaged in providing an individual product or a group of related products and that is subject to risk and returns that are different from those of other business segments. The business segments of the company are located in the same geographical location.

The assets of a segment include all operating assets used by a segment and consists principally of receivables, inventories and property, plant and equipment, net of allowances and provisions, if any. Segment liabilities include all operating liabilities consisting principally of deferred liabilities, other payables and accrued liabilities. The carrying amount of identifiable assets and liabilities are directly attributed to respective segments. The carrying amount of jointly used assets and liabilities of sugar and allied segments are classified as unallocated assets and liabilities. Inter-segment transfers are effected at cost to the transferring department. All identifiable expenses are directly attributed to the respective segments.

3.21 Intangible Assets

Intangible assets having definite useful lives are stated at cost less accumulated amortization and accumulated impairment losses if any. They are amortized on straight line method over the estimated lives of intangible assets.

3.22 Financial Instruments
a Initial Recognition

All financial assets and liabilities are initially measured at cost which is the fair value of the consideration given or received. These are subsequently measured at fair value, amortized cost or cost as the case may be.

b i) Classification of Financial Assets

The Company classifies its financial instruments in the following categories:

- at fair value through profit and loss ("FVTPL"),
- at fair value through other comprehensive income ("FVTOCI"), or

- at amortized cost.

The Company determines the classification of financial assets at initial recognition. The classification of instruments (other than equity instruments) is driven by the Company's business model for managing the financial assets and their contractual cash flow characteristics.

Financial assets that meet the following conditions are subsequently measured at amortized cost:

- the financial asset is held within a business model whose objective is to hold financial assets in order to collect contractual cash flows; and
- the contractual terms of the financial asset give rise on specified dates to cash flows that are solely payments of principal and interest on the principal amount outstanding.

Financial assets that meet the following conditions are subsequently measured at FVTOCI:

- the financial asset is held within a business model whose objective is achieved by both collecting contractual cash flows and selling the financial assets; and
- the contractual terms of the financial asset give rise on specified dates to cash flows that are solely payments of principal and interest on the principal amount outstanding.

By default, all other financial assets are subsequently measured at FVTPL.

ii) Classification of Financial Liabilities

The Company classifies its financial liabilities in the following categories:

- at fair value through profit and loss ("FVTPL"), or
- at amortized cost.

Financial liabilities are measured at amortized cost, unless they are required to be measured at FVTPL (such as 'instruments held for trading or derivatives) or the Company has opted to measure them at FVTPL.

c) Subsequent Measurement

i) Financial Assets at FVTOCI

Elected investments in equity instruments at FVTOCI are initially recognized at fair value plus transaction costs. Subsequently, they are measured at fair value, with gains or losses arising from changes in fair value recognized in other comprehensive income (loss).

ii) Financial Assets and Liabilities at Amortized Cost

Financial assets and liabilities at amortized cost are initially recognized at fair value, and subsequently carried at amortized cost, and in the case of financial assets, less any impairment.

iii) Financial Assets and Liabilities at FVTPL

Financial assets and liabilities carried at FVTPL are initially recorded at fair value and transaction costs are expensed in the statement of profit or loss and other comprehensive income. Realized and unrealized gains and losses arising from changes in the fair value of the financial assets and liabilities held at FVTPL are included in the statement of profit or loss and other comprehensive income in the period in which they arise. Where management has opted to recognize a financial liability at FVTPL, any changes associated with the Company's own credit risk will be recognized in other comprehensive income / (loss). Currently, there are no financial liabilities designated at FVTPL.

d) Impairment of Financial Assets at Amortized Cost

The Company recognizes a loss allowance for expected credit losses on financial assets that are measured at amortized cost.

e) Derecognition**i) Financial Assets**

The Company derecognizes financial assets only when the contractual rights to cash flows from the financial assets expire or when it transfers the financial assets and substantially all the associated risks and rewards of ownership to another entity. On derecognition of a financial asset measured at amortized cost, the difference between the asset's carrying value and the sum of the consideration received and receivable is recognized in profit or loss. In addition, on derecognition of an investment in a debt instrument classified as at FVTOCI, the cumulative gain or loss previously accumulated in the investments revaluation reserve is reclassified to profit or loss. In contrast, on derecognition of an investment in equity instrument which the Company has elected on initial recognition to measure at FVTOCI, the cumulative gain or loss previously accumulated in the investments revaluation reserve is not reclassified to profit or loss, but is transferred to statement of changes in equity.

ii) Financial Liabilities

The Company derecognizes financial liabilities only when its obligations under the financial liabilities are discharged, cancelled or expired. The difference between the carrying amount of the financial liability derecognized and the consideration paid and payable, including any non-cash assets transferred or liabilities assumed, is recognized in the statement of profit or loss and other comprehensive income.

3.23 Offsetting of Financial Assets and Financial Liabilities

Financial assets and liabilities are off-set and the net amount is reported in the statement of financial position if the Company has a legal right to set off the transaction and also intends either to settle on a net basis or to realize the asset and settle the liability simultaneously.

3.24 Proposed Dividends And Transfer Between Reserves

Dividend declared and transfers between reserves made subsequent to the reporting date are considered as non-adjusting events and are recognized in the financial statements in the period in which such dividends are declared or transfers are made.

3.25 Expenses

All expenses are recognized in the Statement of Profit or loss and other Comprehensive income on accrual Basis.

3.26 Change in accounting policy

During the year the Institute of Chartered Accountant of Pakistan (ICAP) has issued the guidance for accounting of minimum and final taxes through circular No. 7/2024 dated May 15, 2024 and defined following two approaches:

Approach 1: Designate the amount calculated as tax on gross amount of revenue or other basis as a levy within the scope of IFRIC 21/IAS 37 and recognize it as an operating expense. Any excess over the amount designated as a levy is then recognized as current income tax expense falling under the scope of IAS 12.

Approach 2: Designate the amount of tax calculated on taxable income using the notified tax rate as an income tax within the scope of IAS 12 'Income Taxes' and recognize it as current income tax expense. Any excess over the amount designated as income tax, is then recognized as a levy falling under the scope of IFRIC 21/IAS 37.

During the year ended September 30, 2024, the Company has revised its accounting policy. The corresponding figures have been reclassified and rearranged where necessary to facilitate comparison, however there has been no significant reclassification except for the following:

The effect of restatement are as follows:

	For the year September 30, 2024			For the year September 30, 2023		
	Had there been no change in Accounting Policy	Impact of change in Accounting Policy	After Incorporating effects of change in Accounting Policy	Had there been no change in Accounting Policy	Impact of change in Accounting Policy	After Incorporating effects of change in Accounting Policy
Levies	-	(18,601,806)	(18,601,806)	-	(71,000,000)	(71,000,000)
Profit before income tax	(674,514,978)	(18,601,806)	(693,116,784)	(899,388,874)	(71,000,000)	(970,388,874)
Income tax expense	(627,534,066)	18,601,806	(608,932,260)	(934,655,157)	71,000,000	(863,655,157)
Profit for the year	(608,932,260)	-	(608,932,260)	(863,655,157)	-	(863,655,157)

The changes do not have any impact to the statement of financial position and statement, statement of comprehensive income, the statement of changes in equity and the statement of cashflows. Therefore, only statement of profit or loss has been restated.

		2024	2023
		(Rupees)	
4	PROPERTY, PLANT & EQUIPMENT		
	Operating Fixed Assets	4.1	7,321,668,035
	Capital work -in-progress	4.2	109,128,295
			5,855,860,922
		7,430,796,330	6,012,075,894

4.1 Operating Fixed Assets

PARTICULARS	COST / REVALUATION				Rate %	DEPRECIATION			Written Down Value as at September 30, 2023
	As at October 01, 2023	Additions/Transfer (Disposals) / (Impairment)	SURPLUS ON REVALUATI	As at September 30, 2024		As at October 01, 2023	For the year / (Adjustment)	As at September 30, 2024	
Free Hold Land	192,240,000	--	64,080,000	256,320,000	--	--	--	--	256,320,000
Factory Building on Free Hold Land	1,540,563,618	--	243,090,235	1,783,653,853	10	911,541,474	60,097,800	971,639,274	812,014,579
Labor Quarters on Free Hold Land	550,961,017	--	130,924,328	681,885,345	25	483,760,642	15,002,701	498,763,343	183,122,002
Plant and Machinery	9,784,824,594	55,706,125 (14,756,426)	1,336,019,900	11,161,794,193	10	4,888,618,792	277,255,402	5,165,874,194	5,995,919,999
Furniture and Fixtures	59,669,534	--	--	59,669,534	10	47,452,615	1,167,227	48,619,842	11,049,692
Office Equipment	105,120,081	7,274,652	--	112,394,733	10	59,359,829	4,928,284	64,288,113	48,106,620
Vehicles	179,678,633	5,301,000	--	184,979,633	20	166,463,203	3,381,287	169,844,490	15,135,143
2024	12,413,057,477	68,281,777 (14,756,426)	1,774,114,463	14,240,697,291		6,557,196,555	361,832,702	6,919,029,256	7,321,668,035

PARTICULARS	COST / REVALUATION				Rate %	DEPRECIATION			Written Down Value as at September 30, 2023
	As at October 01, 2022	Additions/Transfer (Disposals) / (Impairment)	SURPLUS ON REVALUATI	As at September 30, 2023		As at October 01, 2022	For the year / (Adjustment)	As at September 30, 2023	
Free Hold Land	192,240,000	--	--	192,240,000	--	--	--	--	192,240,000
Factory Building on Free Hold Land	1,540,018,618	545,000	--	1,540,563,618	10	845,118,587	66,422,887	911,541,474	629,022,144
Labour Quarters on Free Hold Land	550,961,017	--	--	550,961,017	25	464,445,851	19,314,791	483,760,642	67,200,375
Plant and Machinery	9,784,824,594	--	--	9,784,824,594	10	4,518,947,618	369,671,174	4,888,618,792	4,896,205,802
Furniture and Fixtures	59,565,234	104,300	--	59,669,534	10	46,171,194	1,281,421	47,452,615	12,216,919
Office Equipment	88,794,829	16,325,252	--	105,120,081	10	55,566,569	3,793,260	59,359,829	45,760,252
Vehicles	179,568,633	110,000	--	179,678,633	20	163,532,379	2,930,824	166,463,203	13,215,430
2023	12,395,972,925	17,084,552	--	12,413,057,477		6,093,782,198	463,414,357	6,557,196,555	5,855,860,922

4.1a The segment and category wise allocation of depreciation is as follows:

	2024	2023
	(Rupees)	
Cost of Sales		
Sugar Unit	268,678,631	299,830,004
Polypropylene Unit	-	-
Board and Panel Unit	6,586,908	8,462,422
Distillery Unit	76,280,476	144,569,554
Administrative and General Expenses		
Sugar Unit	1,470,320	1,668,097
Polypropylene Unit	5,217,430	5,770,160
Board and Panel Unit	107,485	119,078
Distillery Unit	3,491,453	2,995,042
	361,832,703	463,414,357

4.1b The Company revalued its Free hold land, Factory Building and Plant and Machinery which arises surplus over last revalued/cost amounts amounting to Rs.1.774 Billion on 30th September 2024 with a independent valuer M/s. Anderson Consulting Pvt., Ltd., 103, 1st Floor 16-C Rahat Commercial DHA Phase VI, Karachi. Valuation made on basis of Direct Method i-e. Physical inspection and allocating approximate fair value as per the inquiries conducted by the valuer from different sources and experience of such assignments. Forced sale value of these revalued assets as per report is 5.086 billion. Had there been no such revaluation made by the Company, the written down values of these assets would have been as under:

Free Hold Land	50,612,532	50,612,532
Factory building on freehold land	111,527,685	123,308,199
Labour quarters on freehold land	423,044	542,479
Plant and Machinery	1,086,513,749	1,095,728,550
	1,249,077,010	1,270,191,760

4.1c Freehold land represents 320 Acres and 16 ghuntas situated at jilaniabad, Budhu Talpur, District Sujawal. The Revalued value of Freehold land is Rs.256.320 million(2023 Rs.192.240 million).

4.2 Capital Work-in-Progress

Opening Balance	156,214,972	156,214,972
Addition during period	3,573,323	-
	159,788,295	156,214,972
Transferred	50,660,000	-
	109,128,295	156,214,972

The remaining work in progress, which is not yet complete related to electrical work in power house.

5 STORES, SPARES & LOOSE TOOLS

Stores	242,788,392	248,689,741
Spares	60,697,098	62,172,435
	303,485,490	310,862,176
Less Provision for obsolescence and slow moving items	(163,520,441)	(152,796,181)
	139,965,049	158,065,995

		2024	2023
		(Rupees)	
5.1	Movemnet in Provision for Obsolence and Slow Moving items		
	Opening Balance	152,796,181	152,796,181
	Provision during the year	10,724,260	-
		163,520,441	152,796,181
6	STOCK-IN-TRADE		
	Raw Materials		
	- Board and Panel Unit	5,229,213	10,534,549
	- Molasses (Distillery) Unit	222,696,723	698,564,032
	- Polypropylene Unit	1,028,066	1,028,066
	Less Provision for obsolescence and slow moving items	(1,028,066)	(1,028,066)
		227,925,936	709,098,581
	Work-in-Process		
	- Sugar Unit	311,061	311,061
	- Board and Panel Unit	-	-
	- Distillery Unit	604,947	1,403,299
		916,008	1,714,360
	Finished Goods		
	- Boards-at cost	31,489,159	30,801,202
	Less value written down to net realizable value	(3,141,770)	-
	Net realizable value	28,347,389	30,801,202
	- Industrial Alcohol -at cost	467,075,425	790,528,535
	Less valued written down to net realizable value	(14,446,649)	-
		452,628,776	790,528,535
		709,818,109	1,532,142,678
7	TRADE DEBTS - UNSECURED, CONSIDERED GOOD		
	Board and Panel Unit	12,049,639	-
	Distillery Unit	30,512,395	26,233,634
		42,562,034	26,233,634
7.1	It includes Rs. 16.893 (2023: 10.613) million balance receivable from related Party.		
	Up to one month	19,152,915	11,805,135
	1 to 6 months	23,409,119	14,428,499
		42,562,034	26,233,634

Based on past experience the management believes that no impairment allowance is necessary in respect of trade debts due to major amount of trade debts have been recovered subsequent to the balance sheet date and for the rest of the trade debts management believes that the same will be recovered in short course of time. The credit quality of the company's receivable can be measured with their past performance of no default therefore the management of the company feels no ECL required to provide.

8	LOANS, ADVANCES AND OTHER RECEIVABLES UNSECURED, CONSIDER GOOD	Notes	2024	2023
			(Rupees)	
	Against Imports		-	-
	To Contractors		9,444,641	16,618,076
	To Growers		6,837,581	6,837,581
	To Staff	8.1 & 8.2	2,177,225	3,055,666
	Against Stores and Expenses	8.3	25,022,878	26,527,101
	Advances against Supplier		338,500,860	482,638,564
	Others and Sales tax adjustable and Refundable.		107,495,067	141,683,296
			489,478,252	677,360,285

8.1 These advances and other receivables are interest free.

8.2 Advance to Staff includes Rs0.889.Nil (2023: Rs. 0.889) million due from the executives of the company. The maximum amount due from these executives at any month of end was Rs0.889(2023: Rs.0.255) million.

8.3 It includes advance Rs. 7.586 (2023: 11.642) million to related Party.

**9 TRADE DEPOSITS, SHORT-TERM PREPAYMENTS
& CURRENT BALANCES WITH
STATUTORY AUTHORITIES**

Security Deposits	6,110,053	6,755,053
Prepayments	5,833,362	3,956,390
	11,943,415	10,711,443

**10 SHORT TERM INVESTMENT IN ASSOCIATED COMPANY-
AVAILABLE FOR SALE**

Equity Method

No. of Ordinary Shares of Rs. 10/- each

2024	2023		2024	2023
			(Rupees)	
13,000,000	13,000,000	Invested in Cash		
650,000	650,000	Received as fully		
13,650,000	13,650,000		-	-
Market Value as at September 30 (Rupees per share)			46.82	16.26
Percentage of Equity held			9.84%	9.84%

10.1 Associate is an entity over which the Company has significant influence but no control. Company's investee Company is considered to be its associate by virtue of common directorship, member of Yousuf Dewan Companies and its ownership interest of 9.84 % investee Company.

10.2 Investment in Dewan Farooque Motors Limited

Number shares held	13,650,000	13,650,000
Cost of investment (Rupees)	130,000,000	130,000,000
Fair value of investment (Rupees)	639,093,000	221,949,000
Ownership interest	9.84%	9.84%

10.3 Summarized financial information of associated Company

	2024	2023
	(Rupees)	
Total assets	<u>3,962,624,404</u>	<u>2,879,313,102</u>
Total Liabilities	<u>7,662,511,145</u>	<u>6,121,353,004</u>
Net assets	<u>(3,699,886,741)</u>	<u>(3,242,039,902)</u>
Company's share of net assets	<u>(364,068,855)</u>	<u>(319,016,726)</u>
Revenue	<u>11,980,227</u>	<u>212,012</u>
Loss for the period	<u>(457,847,178)</u>	<u>(230,805,078)</u>

11 CASH AND BANK BALANCES

Cash in Hand	922,928	587,316
Cash at Banks		
Current Accounts	27,204,615	33,338,263
	<u>28,127,543</u>	<u>33,925,579</u>

Bank balances in deposits and saving accounts are placed under interest / mark-up arrangements. The Company has conventional banking relationships with all the banks.

12 ISSUED, SUBSCRIBED AND PAID-UP CAPITAL

No. of Ordinary Shares of Rs. 10/- each

2024	2023		2024	2023
11,430,000	11,430,000	Fully Paid in cash	114,300,000	114,300,000
18,255,996	18,255,996	100% Right Issue of the Ordinary Share Capital at par in Cash	182,559,960	182,559,960
55,000,000	55,000,000	Right Issue	550,000,000	550,000,000
84,685,996	84,685,996		846,859,960	846,859,960
6,825,996	6,825,996	Issued as fully paid bonus shares	68,259,960	68,259,960
<u>91,511,992</u>	<u>91,511,992</u>		<u>915,119,920</u>	<u>915,119,920</u>

The above includes holding of associated companies of 5,788,938 (2023: 5,788,938) ordinary shares

12.1 The shareholders are entitled to receive dividends as declared from time to time, and are entitled to one vote per share at the meetings of the company. All shares rank equally in respect to the company's residual assets.

12.2 The pattern of shareholding, as required under the Code of Corporate Governance issued by the Securities and Exchange Commission of Pakistan, is attached at the end of this report.

13 RESERVES AND SURPLUS

	2024	2023
	(Rupees)	
General Reserve	190,000,000	190,000,000
Accumulated Loss	<u>(6,085,008,738)</u>	<u>(5,649,464,949)</u>
	<u>(5,895,008,738)</u>	<u>(5,459,464,949)</u>

14	SURPLUS ON REVALUATION OF PROPERTY, PLANT AND EQUIPMENT (Net)	2024	2023
		(Rupees)	
	Balance at beginning	3,246,350,327	3,507,663,904
	Surplus arising on revaluation of Property, Plant & Equipment during the year 14.1	1,774,114,463	-
	Related deferred tax on arising surplus (excluding freehold land)	(495,909,994)	-
	Surplus relating to incremental depreciation - net of deferred tax	(206,106,932)	(261,313,577)
		<u>4,318,447,864</u>	<u>3,246,350,327</u>

14.1 Land, Factory Building, Labour quarter & plant & machinery of the Company were revalued on September 30, 2024. The revaluation was carried out by independent valuer M/s. Anderson Consulting Pvt., Ltd. B16, 103 1st Floor 16-C Rahat Commercial DHA Phase VI, Karachi. Bases of revaluation are as follows:

Land

Revalued amount of Land determined from Market value trend of sales and purchases of properties and have collected information of current matured transactions in recent past also considered and analyzed through detailed market survey, the properties that have recently been sold or purchased or offered in the same vicinity to determine the best estimates of the present value of the land. Further gathered information and data of immediate neighborhood and surroundings area, and settle the reasonable value of the land

Factory Building & Labor Quarters on free hold land

Revalued amount of building had been determined by reference to present depreciated replacement values after taking into consideration covered area and type of construction, age of civil and ancillary structures, physical conditions and level of preventive maintenance carried out by the Company.

Plant and Machinery

Revalued amount of plant and machinery had been determined by reference to present depreciated replacement values after taking into consideration the existence, level of maintenance and assessment of value of the machinery on the basis of its present conditions. Since the plant was not operational therefore assessment is carefully made to establish if the machinery can be put into operation after routine maintenance. Assessed value was determined through a computation of the remaining useful life of the assets with the present market value.

The revaluation has resulted in increase in surplus and corresponding carrying amounts of property, plant and equipment by Rs.1.774 Billion.

Particulars	W.D.V. of assets before revaluation	Revalued amount	Revaluation Surplus
	----- (Rupees) -----		
Free hold Land	192,240,000	256,320,000	64,080,000
Plant and Machinery net of impairment in Polyproylene plant	4,659,900,101	5,995,919,999	1,336,019,898
Factory Building on free hold land	568,924,346	812,014,579	243,090,233
Labour Quarter on free hold land	52,197,670	183,122,002	130,924,332
	<u>5,473,262,117</u>	<u>7,247,376,580</u>	<u>1,774,114,463</u>

		2024	2023
		Rupees	
15	SPONSOR LOAN-UNSECURED		
	Sponsors Loan	15.1 422,608,060	380,111,585
	Sponsors Loan	15.2 38,467,438	69,424,252
		461,075,498	449,535,837
15.1	Sponsor Loan (I)		
	Loan amount	580,788,200	513,232,200
	Additional Loan	-	67,556,000
		580,788,200	580,788,200
	Less Present value adjustment : Opening	(200,676,615)	(211,111,455)
	Additional Amortization Income	-	(23,342,260)
	Amortization Discount Charged to P & L	42,496,475	33,777,100
		(158,180,140)	(200,676,615)
	Present Value of Sponsors Loan	422,608,060	380,111,585

The Sponsors loan had been measured at amortized cost in accordance with IFRS-9 previously International Accounting Standard 39, Financial Instruments: Recognition and Measurement, and have been discounted using the weighted average interest rate of 11.18% per annum. This interest free loan is payable in lum sum on September 30, 2027.

15.2	Sponsor Loan (II)		
	Original Loan	159,647,920	159,647,920
	Repayment	87,813,549	-
		71,834,371	159,647,920
	Less Present value adjustment : Opening	(90,223,668)	(3,154,738)
	Revised Amortized Interest Income	32,718,461	(100,259,544)
	Amortization Discount Charged to P & L	24,138,274	13,190,614
		(33,366,933)	(90,223,668)
		38,467,438	69,424,252

This represents unsecured interest free loan payable to sponsor director. This liability had arisen on account of settlement of liabilities of the bank, which were settled by sponsor. The amount of loan had been measured at amortized cost in accordance with IFRS-9 previously International Accounting Standard 39, Financial instruments: Recognition and Measurement, and discounted using the weighted average interest rate of 21% per annum. This interest free loan was payable in Lum sum on September 30, 2027.

		2024	2023
		(Rupees)	
16	LONG TERM FINANCE - SECURED		
	Syndicated Term Finance	16.1	
		-	-
16.1	Syndicated Term Finance	2,348,128,218	2,348,128,218
	Less: Repayment during the year	-	-
		2,348,128,218	2,348,128,218
	Classified as current portion		
	Current Maturity	-	-
	Overdue installments	2,348,128,218	2,348,128,218
	Less : Current Maturity of Non Current Liabilities	2,348,128,218	2,348,128,218
		-	-

16.1 The Company had made settlement with all the lenders of the Company through compromising decree dated February 18, 2011 granted by Honorable High Court of Sindh at Karachi. In the compromise decree the terms had been finalized as all the loans of the Company had been rescheduled by the lenders. The loan amount Rs.3,447.004 million after repayment of sale proceeds of Khoski by Rs. 450 million in proportions of lenders outstanding loan. The repayment was made out of the sale proceeds of Khoski assets of Rs.500 million and the remaining Rs. 50 million paid to the buyer against outstanding liabilities of the sugarcane suppliers of Khoski unit.

Further more, it was agreed that the said loan will be repayable in ten years with one year grace period with no markup through out the repayment period, the principal amount will be paid in 32 (1 to 32) un-equal quarterly installments from Rs.57.099 million to Rs. 152.395 million. The tenure of repayments had been started from March 30, 2012 and last payment was due on December 30, 2020.

Moreover banks / financial institutions had allowed further working capital limit to the Company as fully explained in note 21.1 and 26.1 to these financial statements. However, in case of default by the company the entire outstanding mark up as disclosed in the agreement will remain outstanding liability of the company and all amounts in respect of its liabilities shall become payable with immediate effect as per term of the Compromise Agreement.

The Company had defaulted in repayments of restructured liabilities. However, the Company approached its lenders for further restructuring of its liabilities. Management is hopeful that such revision will be finalized soon. Accordingly the Banks' liability had been classified as non-current.

17	LONG TERM MARK UP PAYABLE		
	Syndicated Term Finance Markup Payable	17.1	
		-	-
	Markup Payable	284,801,103	284,801,103
	Less :Over due Current Maturity	(284,801,103)	(284,801,103)
		-	-

17.1 This amount represents mark up of Rs. 425.051 million payable to Syndicated (Summit Bank & Others) in 4 equal quarterly installments. Company had provided Rs.284.80 million till September, 2018 and stopped providing further markup of Rs 140.251 million in the financial statements. Furthermore the Company approached to lenders for waiver due to unfavourable economic conditions of the Company. The management of the Company is hopeful, the request will be accepted in near future.

		2024	2023
		(Rupees)	
18 DEFERRED LIABILITIES			
Staff Gratuity	18.1	5,348,794	5,548,794
Deferred Tax Liability	18.2	1,679,851,702	1,268,126,231
		<u>1,685,200,496</u>	<u>1,273,475,025</u>
18.1 Staff Gratuity			
Opening Balance		5,548,794	5,548,794
Less: Payments made during the year		-	200,000
		<u>5,348,794</u>	<u>5,348,794</u>

The Company discontinued and replaced its policy for staff retirement benefits plan of gratuity with Provident fund on 31-3-2007 and provision for its outstanding liabilities had been made till 31 March, 2007.

18.2 Deferred Tax Liability			
Deferred tax liability arising on Surplus on Revaluation of Property, Plant and Equipment		1,679,851,702	1,268,126,239
Deferred tax liability arising due to accelerated tax depreciation		36,574,123	63,357,372
Deferred tax asset arising on carry forward losses		(1,405,234,406)	(1,849,639,812)
Deferred tax assets arising on Staff Gratuity and Other Provisions		(1,551,150)	(1,551,150)
		<u>309,640,268</u>	<u>(519,707,352)</u>
Deferred tax asset not recognized		1,370,211,433	1,787,833,582
		<u>1,679,851,702</u>	<u>1,268,126,231</u>
19 TRADE AND OTHER PAYABLES			
Creditors for Goods	19.1	1,699,414,305	1,467,622,546
Advance from Customers		2,130,443,264	2,974,587,884
Accrued Expenses			
Sales Tax		514,101,506	565,618,091
Sales Commission		19,015,203	21,908,479
Salaries and Wages		65,180,056	45,578,262
Others		38,511,794	39,776,532
		<u>636,808,559</u>	<u>672,881,364</u>
Other Liabilities			
Staff Income tax		43,626	-
Others		36,577,980	35,761,853
		<u>36,621,606</u>	<u>35,761,853</u>
		<u>4,503,287,733</u>	<u>5,150,853,647</u>

19.1 It includes Rs. 2.458 million balance payable to related Party.

20	INTEREST, PROFIT, MARK-UP ACCRUED ON LOAN & OTHER PAYABLES	2024	2023
		(Rupees)	
	On Short Term Finances	12,009,624	12,009,624
21	SHORT TERM FINANCE - SECURED		
	Short Term Running Finance Facilities - Secured 21.1	192,195,875	192,195,875
		192,195,875	192,195,875

21.1 This running finance facility of Rs.192.196 (2023: 192.196) million sanctioned by the lenders as per Court order/compromising decree. The facility is secured by the way of first charge over current assets of the Company with 20% margin. The markup of this facility is 3 month KIBOR plus 0.75% per annum payable on quarterly basis. The financing agreement has been Expired and not renewed by the Banks.

22	UNCLAI ME DIVIDEND		
	Opening balance	769,543	769,543
	Paid during the year	-	-
		769,543	769,543

As per the provision of Section-242 of the Companies Act, 2017 and directives of the Securities and Exchange Commission of Pakistan vide circular No. 18 dated 01 August, 2017, cash dividend will only be paid through electronic mode directly in the bank accounts of shareholders accordingly this unpaid dividend pertains to those shareholders who did not provide their valid bank account details.

23	CURRENT PORTION OF NON-CURRENT LIABILITIES		
	Long Term Finance Facilities 16	2,348,128,218	2,348,128,218
	Long Term Mark-up Payable 17	284,801,103	284,801,103
		2,632,929,321	2,632,929,321
24	PROVISION FOR TAXATION		
	Balance at the beginning	166,000,000	120,594,805
	Add: Provision for the year	18,601,806	71,000,000
		184,601,806	191,594,805
	Payment /adjustment during the period	--	25,594,805
		184,601,806	166,000,000

24.1 Income tax returns of the Company have been filed and adjustment have been made till tax year 2022 which are deemed to be assessed u/s 120 of the Income Tax Ordinance 2001. The provision made in these financial statement is sufficient to cover the tax obligation.

24.2 The company has not adjusted the tax for assessment year 2023 & 2024 and will be adjusted in next financial year.

	2024	2023
	(Rupees)	
25 Relationship Between Income Tax Expense and Accounting Profit.		
Accounting (loss) as per profit and loss account	(674,514,978)	(899,388,874)
Under FTR	(98,941,481)	(33,605,166)
	<u>(575,573,497)</u>	<u>(865,783,708)</u>
Applicable tax rate	<u>29%</u>	<u>29%</u>
Tax on accounting (loss)	(166,916,314)	(251,077,275)
Tax effect of timing difference on depreciation	77,512,035	81,639,891
Tax effect of expenses/provision that are not deductible in determining taxable loss charged to profit & loss account	4,279,363	(58,000)
Effect of Loss brought forward & Rate Difference	85,124,916	169,495,385
	-	-
	-	-
Minimum tax payable under Income Tax Ordinance, 2001	<u>18,601,806</u>	<u>71,000,000</u>

26 CONTINGENCIES AND COMMITMENTS

Contingencies

- 26.1 a** In respect of liabilities towards banks / financial institutions disclosed in note 16-17 to the financial statements, During the year 2012, certain lenders had entered into a compromise agreement with the Company for outstanding debt sought by lenders in the suits filed by them and it was agreed that the Company would settle all the liabilities at principal amount of Rs. 3.451 billion and markup thereon of Rs.471.824 million (eligible for waiver if the Company repays the entire outstanding principal as per terms of agreement), consequent to which consent decrees were granted by the Honorable High Court of Sindh, Karachi. Owing to default in repayment of restructured liabilities as per compromise agreement, the lenders filed executions of consent decrees amounting to Rs.3.451 billion. The Company also filed suits in Honorable High Court of Sindh at Karachi wherein it had been strongly contested that filing of executions is unjust and against the law. Management of the Company expects favorable outcome therefrom.
- b** As per the terms of the restructuring the waiver markup allowed by the lender amounting to Rs. 471.824 million, which would be liable to be paid in the event of default of the term of agreement. The company had defaulted in repayments of liability, how ever the company approached to the lenders for further restructuring as detailed in note 17.1 to the financial statements. since the restructuring is in advance stage therefore management is confident that this amount will remain eligible for waiver, hence no provision of the same has been made in these financial statements.
- 26.2** The Department issued show cause against the recovery of the sales tax amounting to Rs. 138.9 million the Company filled appeal against the demand to Appellate tribunal IR and the Tribunal passed order in favor of the Company and set-aside and revert back to the department to adjust the refunds and ascertain exact claim after adjustment of refunds pending with the department.
- 26.3** Guarantees given by the commercial banks on behalf of the Company amounted to Rs.2.84 million (2023:Rs. 2.84) million.



27 SALES

	Sugar Segment		Polypropylene Segment		Board and Panel Segment		Distillery Segment		Total	
	2024	2023	2024	2023	2024	2023	2024	2023	2024	2023
	(Rupees)									
Gross Sales										
Local	-	1,659,385,458	-	-	59,406,773	70,616,827	169,957,661	274,468,705	229,364,434	2,004,470,990
Exports	-	-	-	-	-	-	2,296,653,113	4,522,069,165	2,296,653,113	4,522,069,165
	-	1,659,385,458	-	-	59,406,773	70,616,827	2,466,610,774	4,796,537,870	2,526,017,547	6,526,540,155
Sales Commission	-	-	-	-	-	-	12,109,116	24,217,602	12,109,116	24,217,602
Sales Tax/Special Excise Duty	-	252,993,113	-	-	10,183,398	12,174,903	20,313,050	30,363,047	30,496,448	295,531,063
	-	252,993,113	-	-	10,183,398	12,174,903	32,422,166	54,580,649	42,605,564	319,748,665
Net Sales	-	1,406,392,345	-	-	49,223,375	58,441,924	2,434,188,608	4,741,957,221	2,483,411,983	6,206,791,490

28 COST OF SALES

Note	Sugar Segment		Polypropylene Segment		Board and Panel Segment		Distillery Segment		Total	
	2024	2023	2024	2023	2024	2023	2024	2023	2024	2023
	(Rupees)									
Raw material - opening stock	-	-	1,028,066	1,028,066	10,534,550	32,093,182	698,564,032	252,183,445	710,126,648	285,304,693
Purchases	-	1,816,706,467	-	-	22,688,099	29,707,600	1,281,313,976	3,760,151,240	1,304,002,075	5,606,565,307
Raw material - closing stock/written off	-	-	(1,028,066)	(1,028,066)	(5,229,213)	(10,534,549)	(222,696,723)	(698,564,032)	(228,954,001)	(710,126,647)
Raw material consumed	-	1,816,706,467	-	-	27,993,436	51,266,233	1,757,181,285	3,313,770,653	1,785,174,721	5,181,743,353
Road Cess	-	1,308,983	-	-	-	-	-	-	-	1,308,983
Salaries, Wages and Other Benefits	28.2	57,270,400	148,373,338	-	-	10,094,212	11,264,074	128,043,271	124,269,492	195,407,883
Water, Fuel and Power		25,481,409	22,161,057	-	-	8,610,869	9,308,016	148,079,815	162,833,801	182,172,093
Stores and Spares consumed		2,098,742	100,273,342	-	-	946,503	1,740,606	36,433,970	121,296,578	39,479,215
Insurance		-	-	-	-	242,629	-	3,643,843	4,210,669	3,886,472
Depreciation	28.1	268,678,631	299,830,004	-	-	6,586,908	8,462,422	76,280,475	144,569,553	351,546,014
Repairs and Maintenance		-	5,616,697	-	-	256,661	105,860	14,928,100	18,889,470	15,184,761
Other Overheads		1,663,954	7,218,400	-	-	520,781	474,272	20,319,871	25,962,975	22,504,606
Vehicle Running Expenses		1,484,740	4,774,001	-	-	137,778	131,530	1,891,172	3,023,778	3,513,690
		356,677,876	2,406,262,289	-	-	55,389,777	82,753,013	2,186,801,801	3,918,826,968	2,598,869,455
Work in process - beginning		311,061	8,418,627	-	-	-	-	1,403,299	1,080,929	1,714,360
Work in process - ending		(311,061)	(311,061)	-	-	-	-	(604,947)	(1,403,299)	(916,008)
Cost of Goods Manufactured		356,677,876	2,414,369,855	-	-	55,389,777	82,753,013	2,187,600,153	3,918,504,598	2,599,667,807
Finished goods - opening stock		-	-	-	-	30,801,202	14,521,480	790,528,534	941,650,692	821,329,736
Transfer to Other Segments		-	(258,900,000)	-	-	-	-	-	-	(258,900,000)
Finished goods - closing stock		-	-	-	-	(28,347,389)	(30,801,202)	(452,628,776)	(790,528,534)	(480,976,166)
Insurance Claim		-	-	-	-	-	-	(3,000,000)	-	(3,000,000)
		356,677,876	2,155,469,855	-	-	57,843,590	66,473,291	2,522,499,911	4,069,626,756	2,937,021,378

28.1 a)No production activity in polypropylene Unit during the year, therefore the depreciation on Plant & Machinery has not been charged as per the Company policy as disclosed in No.3.4 to the Financial Statements.

28.2 Salaries, Allowances & Other Benefits include Rs.2.89 (2023:3.29) million in respect of Staff Retirement Benefits.

29 ADMINISTRATIVE AND GENERAL EXPENSES

Note	Sugar Segment		Polypropylene Segment		Board and Panel Segment		Distillery Segment		Total	
	2024	2023	2024	2023	2024	2023	2024	2023	2024	2023
	(Rupees)									
Salaries, Allowance & Other Benefits	29.1	15,136,294	13,979,459	1,259,535	1,474,355	-	-	29,051,545	25,439,645	45,447,374
Office and Other Expenses		56,973	-	-	-	-	-	195,250	426,939	252,223
Entertainment		650	2,325	-	-	-	-	111,097	93,360	111,747
Communication		67,309	95,363	-	-	-	-	3,868,815	3,262,138	3,936,124
Depreciation		1,470,320	1,668,097	5,217,430	5,770,160	107,485	119,078	3,491,453	2,995,042	10,286,688
Vehicle Running Expenses		1,239,531	1,380,991	-	-	-	-	7,591,827	7,537,537	8,831,358
Legal and Professional Charges		5,553,456	8,144,448	-	-	-	-	2,302,000	3,453,000	7,855,456
Printing and Stationery		256,700	277,676	-	-	-	-	326,493	392,632	583,193
Rent, Rates and Taxes		200,000	19,354,366	-	-	-	-	5,000	29,791	205,000
Traveling and Conveyance		568,300	291,644	-	-	-	-	2,141,505	6,462,066	2,709,805
Auditors' Remuneration	29.2	1,057,800	945,000	-	-	-	-	-	-	1,057,800
Fees and Subscription		777,659	2,338,545	-	-	-	-	5,153,854	5,753,388	5,931,513
Miscellaneous		250,000	-	-	-	-	-	1,185,820	246,010	1,435,820
		26,634,992	48,477,914	6,476,965	7,244,515	107,485	119,078	55,424,659	56,091,548	88,644,101

29.1 Salaries, Allowances & Other Benefits include Rs.1.29(2023:1.03) million in respect of Staff Retirement Benefits.

	2024	2023
	(Rupees)	
29.2 Auditors Remuneration		
Audit Fee	760,000	657,500
Half Yearly Review	142,000	137,500
Cost Audit fees	155,800	150,000
	<u>1,057,800</u>	<u>945,000</u>

30 DISTRIBUTION AND SELLING COSTS

	Sugar Segment		Polypropylene Segment		Board and Panel Segment		Distillery Segment		Total	
	2024	2023	2024	2023	2024	2023	2024	2023	2024	2023
	(Rupees)									
Sugar Bags Handling	-	991,871	-	-	-	-	-	-	-	991,871
Export Expenses	-	-	-	-	-	-	109,800,404	189,384,344	109,800,404	189,384,344
	-	991,871	-	-	-	-	109,800,404	189,384,344	109,800,404	190,376,215

31 OTHER OPERATING INCOME

Profit on Deposit Account	31.1	1,166,351	601,769
Exchange Gain / (Loss)		68,672,976	(460,540,293)
		<u>69,839,327</u>	<u>(459,938,524)</u>

31.1 Represents markup on bank accounts under conventional banking relationship.

32 FINANCIAL COST

Bank Charges	184,970	209,737
Unwinding of discount	66,634,749	46,967,714
	<u>66,819,719</u>	<u>47,177,451</u>

32.1 The company is not providing markup on long term and short term borrowings from banks since September 30, 2018 due to default in repayment of the loans to financial institutions as fully disclosed in note 16, 17, and 26.1 to the financial statements. For the year Rs.410.824 million (upto September 30, 2023: Rs.1.776 Billion) have not been booked by the Company due to on going restructuring process taken up with the banks. The Management of the Company is quite hopeful that banks will accept restructuring proposal in near future. Had the provision been made the loss for the period would have been higher by Rs. 2.187 billion and accrued mark-up would have been higher and shareholders' equity would have been lower by Rs.2.187 billion. The said non provisioning is departure from the requirement of IAS 23- 'Borrowing Costs'.

33 LEVIES	<u>18,601,806</u>	<u>71,000,000</u>
34 TAXATION		
Current Income Tax charge	-	-
Deferred Income Tax	(84,184,524)	(106,733,717)
	<u>(84,184,524)</u>	<u>(106,733,717)</u>

In view of the carry forward tax losses of the company; current year taxation charge, except for income covered under the presumptive tax regime, has been determined as the minimum tax under Section 113 of the Income Tax Ordinance, 2001. Following course, gross turnover from all sources up to September 30, 2024 have been taxed @1.25% and advance tax deducted under the presumptive tax regime have been determined as the current tax liability of the company for the year and that preceding.

	2024	2023
35 LOSS PER SHARE - BASIC	(Rupees)	
Loss for the Year	(608,932,260)	(863,655,157)
Weighted average number of shares in issue	91,511,992	91,511,992
Loss per Share - Basic	(6.65)	(9.44)

35.1 There is no dilution of the basic earning per share of the company, as it has not issued any instrument having an option to convert into the issued ordinary share capital of the company.

36 REMUNERATION OF CHIEF EXECUTIVE, DIRECTORS AND EXECUTIVES

The aggregate amount charged in the financial statements for the year, in respect of remuneration, including certain benefits to the Directors and Executives of the company, is as follows:

Description	2024 (Rupees)			2023 (Rupees)		
	Director	Executives	Total	Director	Executives	Total
Managerial Remuneration	5,094,839	20,598,101	25,692,940	7,739,613	17,951,969	25,691,582
House Rent Allowance	2,292,677	9,269,145	11,561,822	3,482,826	8,078,386	11,561,212
Utilities	509,484	2,059,810	2,569,294	773,961	1,795,197	2,569,158
Others	3,000	28,800	31,800	3,600	28,800	32,400
Total	7,900,000	31,955,856	39,855,856	12,000,000	27,854,352	39,854,352
Number of Persons	1	8	9	1	8	9

Directors and Certain executives of the company are provided with free use of company maintained cars.

37 PLANT CAPACITY AND PRODUCTION

	2024	2023
Sugar Unit		
Rated crushing capacity per day (MT)	8,000	8,000
Cane crushed by the company (MT)	-	209,436
Sugar produced by the company (MT)	-	20,568
Days worked (Nos.)	-	55
Sugar Recovery (%)	-	9.821%
Polypropylene Unit		
Annual Capacity in Tons	4,455	4,455
Capacity Utilization	-	-
Board and Panel Unit		
Per Day Capacity (Number of Sheets)	1,000	1,000
Capacity Utilization	9.21%	18.62%
Distillery Unit		
Annual Capacity on the basis of 300 days (Tons)	30,000	30,000
Capacity Utilization	29.67%	65.04%

37.1 Reasons for shortfall in capacity utilization

- a) **Sugar**
No operations of sugar unit during the year due to technical issues of plant & working capital constraints. However, the company is geared up to resume its sugar operation in the coming season.
- b) **Ethanol**
Lesser capacity utilization was due to the depressed global prices of ethanol as against higher cost of raw material.
- c) **Poly Propylene unit**
Production facility was suspended since 2016
- d) **Board and Penal**
Lesser availability of raw material and working capital constraints.
The management of the company taking steps to run full capacity for the production and obtained maximum production.

38 FINANCIAL INSTRUMENTS AND RELATED DISCLOSURES**38.1 Financial Risk Management**

The Company's activities expose it to a variety of financial risks: credit risk, liquidity risk and market risk (interest/mark-up rate risk). The Company's overall risk management program focuses on the unpredictability of markets and seeks to minimize potential adverse effects on the financial performance. The Company consistently manages its exposure to financial risk without any material change from previous periods in the manner described in notes below.

The Board of Directors has overall responsibility for the establishment and oversight of Company's risk management framework. All treasury related transactions are carried out within the parameters of these policies.

a) Credit Risk

Credit risk is the risk that one party to a financial instrument will fail to discharge an obligation and cause the other party to incur a financial loss, without taking into account the fair value of any collateral. Concentration of credit risk arises when a number of counter parties are engaged in similar business activities or have similar economic features that would cause their ability to meet contractual obligations to be similarly affected by changes in economic, political or other conditions. Concentrations of credit risk indicate the relative sensitivity of the Company's performance to developments affecting a particular industry.

Exposure to Credit Risk

Credit risk of the Company arises from long term loans, long term deposits, trade debts, short term loans, trade deposits, other receivables and bank balances. The management continuously monitors the credit exposure towards the clients and makes provision against those balances considered doubtful of recovery.

The Company's management, as part of risk management policies and guidelines, reviews clients' financial position, considers past experience. Further, credit risk on liquid funds is limited because the counter parties are banks with reasonably high credit ratings.

The carrying amounts of financial assets represent the maximum credit exposure. The maximum exposure to credit risk at the reporting date is:

	2024	2023
	Rupees	
Short term Investment	-	-
Trade Debts	42,562,034	26,233,634
Loans and Advances	489,478,252	677,360,284
Trade Deposits and Prepayments	11,943,415	10,711,443
Cash and Bank Balances	28,127,543	33,925,580
	<u>572,111,245</u>	<u>748,230,941</u>

The company manages credit risk of receivables through the monitoring of credit exposures and continuous assessment of credit worthiness of its customers. The company believes that it is not exposed to any major concentration of credit risk as its customers are credit worthy and dealing banks possess good credit ratings.

38.1.1 Liquidity Risk

Liquidity risk is the risk that the Company will not be able to meet its financial obligations as they fall due. Prudent liquidity risk management implies maintaining sufficient cash and marketable securities, the availability of adequate funds through committed credit facilities and the ability to close out market positions due to dynamic nature of the business. The Company finances its operations through equity, borrowings and working capital with a view to maintaining an appropriate mix between various sources of finance to minimize risk. The management aims to maintain flexibility in funding by keeping regular committed credit lines.

The following are the contractual maturities of financial liabilities:

	Carrying Amounts	Contractual Cash flows	Six months or less	Six to twelve months (Rupees)	One to two years	Two to five years	Five years & onward
Financial Liabilities - Recognized							
Sponsor Loan	652,622,571	652,622,571	--	--	--	652,622,571	--
Term Finance Rescheduled	2,348,128,218	2,632,929,321	2,632,929,321	--	--	--	--
Short Term Finances	192,195,875	192,195,875	192,195,875	--	--	--	--
Trade & Other Payables	2,372,844,469	2,372,844,469	2,372,844,469	--	--	--	--
Mark up payable	12,009,624	12,009,624	12,009,624	--	--	--	--
Total 2024	<u>5,577,800,758</u>	<u>5,862,601,861</u>	<u>5,209,979,290</u>	<u>--</u>	<u>--</u>	<u>652,622,571</u>	<u>--</u>
Financial liabilities - Recognized							
Sponsor Loan	740,436,120	449,535,837	--	--	--	449,535,837	--
Term Finance Rescheduled	2,348,128,218	2,632,929,321	2,632,929,321	--	--	--	--
Short Term Finances	192,195,875	192,195,875	192,195,875	--	--	--	--
Trade & Other Payables	2,176,265,764	2,176,265,764	2,176,265,764	--	--	--	--
Mark up payable	12,009,624	12,009,624	12,009,624	--	--	--	--
Total 2023	<u>5,469,035,601</u>	<u>5,462,936,421</u>	<u>5,013,400,584</u>	<u>--</u>	<u>--</u>	<u>449,535,837</u>	<u>--</u>

All the financial liabilities of the company are non derivative financial liabilities. The contractual cash flows relating to the above financial liabilities have been determined on the basis of mark-up rates effective as at September 30.

38.2 Market Risk

Market risk means that the future cash flows of a financial instrument will fluctuate because of changes in market prices such as foreign exchange rates and interest rates. The objective is to manage and control market risk exposures within acceptable parameters, while optimizing the return. The Company's market risk comprises of three types of risks: foreign currency risk, interest rate risk and other price risk. The market risks associated with the Company's business activities are discussed as under:

38.2.1 Currency Risk

Foreign currency risk arises mainly where receivables and payables exist due to transaction in foreign currency. Currently, the Company is not exposed to currency risk as there are no foreign currency denominated receivables / payables as of the reporting date.

38.2.2 Interest Rate Risk

Interest / mark-up rate risk is the risk that value of a financial instrument or future cash flows of a financial instrument will fluctuate due to changes in the market interest/mark-up rates. Sensitivity to interest / mark up rate risk arises from mismatches of financial assets and liabilities that mature or re-price in a given period. The Company manages these mismatches through risk management strategies where significant changes in gap position can be adjusted. The short term borrowing arrangements has variable rate pricing that is dependent on the Karachi Inter Bank Offered Rate (KIBOR) as indicated in respective notes.

At the reporting date, the interest rate profile of the Company's significant interest bearing financial instruments was as follows:

	2024	2023
	Rupees	
Financial Assets		
Balance with banks	<u>28,127,543</u>	<u>33,925,579</u>
Variable rate instruments at carrying amounts:		
Financial liabilities		
Short term borrowings	<u>192,195,875</u>	<u>192,195,875</u>
	<u>192,195,875</u>	<u>192,195,175</u>

Fair Value Sensitivity Analysis for Fixed Rate Instruments:

The company does not account for any fixed rate financial assets at fair value through profit or loss, therefore a change in interest rates at the reporting date would not affect profit or loss.

Cash Flow Sensitivity Analysis for Variable Rate Instruments:

The Company does not account for any fixed rate financial assets and liabilities at fair value through profit or loss. Therefore, a change in interest rate will not affect fair value of any financial instrument. For cash flow sensitivity analysis of variable rate instruments it is observed that interest /mark-up rate in terms of KIBOR has increased by 605 bps during the year.

The following information summarizes the estimated effects of 1% hypothetical increases and decreases in interest rates on cash flows from financial assets and financial liabilities that are subject to interest rate risk. It is assumed that the changes occur immediately and uniformly to each category of instrument containing interest rate risk. The hypothetical changes in market rates do not reflect what could be deemed best or worst case scenarios. Variations in market interest rates could produce significant changes at the time of early repayments. For these reasons, actual results might differ from those reflected in the details specified below. The analysis assumes that all other variables remain constant.

Effect on loss / profit due to change of 100 BPs

Increase	<u>1,921,959</u>	<u>1,921,959</u>
Decrease	<u>1,921,959</u>	<u>1,921,959</u>

The effective interest / mark up rates for the monetary financial assets and liabilities are mentioned in respective notes to the financial statements.

38.3 Capital Risk Management

The Company's objectives when managing capital are to safeguard the Company's ability to continue as a going concern in order to provide returns for shareholders and benefits for other stakeholders and to maintain an optimal capital structure.

In order to maintain or adjust the capital structure, the Company may adjust the amount of dividends paid to shareholders, return capital to shareholders or issue new shares or sell assets to reduce debt.

Consistent with others in the industry, the Company manages its capital risk by monitoring its debt levels and liquid assets and keeping in view future investment requirements and expectation of the shareholders. Debt is calculated as total borrowings ('long term loan' and 'short term borrowings' as shown in the balance sheet). Following is the quantitative analysis of capital managed by the Company.

38.4 Fair Value of Financial Instruments

Fair value is the amount for which an asset could be exchanged, or a liability settled, between knowledgeable willing parties in an arms length transaction. The carrying values of financial instruments reflected in these financial statements approximate their fair values.

39 RELATED PARTY TRANSACTIONS

The related parties and associated undertakings, comprise associated companies, staff retirement funds, directors and key management personnel. Transaction with related parties and associated undertakings, other than remuneration and benefits to key management personnel disclosed in the respective notes, are as follows:

		2024	2023
		Rupees	
Sales Commission	Dewan Mushtaq Trade Ltd.	12,109,116	24,217,602
Purchase	Dewan Mushtaq Trade Ltd.	8,121,114	24,109,162
Sales	Dewan Mushtaq Trade Ltd.	10,059,963	9,688,719
Provident fund Contribution	Common Management	4,187,281	4,284,940
Sponsor Loan (Paid) / Received		(87,813,549)	67,556,000

All transactions were carried out on commercial terms and conditions and valued at arm's length price. Reimbursement of expenses were on actual basis. Remuneration and benefits to key management personnel under the terms of their employment are given in Note 35 above.

The receivable/payable balances with related parties as at September 30, 2024 are disclosed in the respective notes to the financial statements.

40 ADDITIONAL BUSINESS SEGMENT INFORMATION

	Sugar Segment		Polypropylene Segment		Board & Panel Segment		Distillery Segment		Total	
	2024	2023	2024	2023	2024	2023	2024	2023	2024	2023
	(Rupees)									
Net Sales (Note 27)	-	1,406,392,345	-	-	49,223,375	58,441,924	2,434,188,608	4,741,957,221	2,483,411,983	6,206,791,490
Cost of Sales (Note 28)	356,677,876	2,155,469,855	-	-	57,843,590	66,473,291	2,522,499,911	4,069,626,756	2,937,021,377	6,291,569,902
Gross Profit(Loss)	(356,677,876)	(749,077,510)	-	-	(8,620,215)	(8,031,367)	(88,311,303)	672,330,465	(453,609,394)	(84,778,412)
Administrative Expenses (Note 29)	26,634,992	48,477,914	6,476,965	7,244,515	107,485	119,078	55,424,659	56,091,548	88,644,101	111,933,055
Selling & Distribution costs (Note30)	-	991,871	-	-	-	-	109,800,404	189,384,344	109,800,404	190,376,215
Other Operating (Income)/Loss(Note31)	(914,511)	(369,659)	-	-	-	-	(68,924,816)	460,308,183	(69,839,327)	459,938,524
	25,720,481	49,100,126	6,476,965	7,244,515	107,485	119,078	96,300,248	705,784,075	128,605,179	762,247,794
Segment Results	(382,398,357)	(798,177,636)	(6,476,965)	(7,244,515)	(8,727,700)	(8,150,445)	(184,611,551)	(33,453,610)	(582,214,573)	(847,026,206)
Segments Assets	3,971,263,046	3,203,356,950	120,217,743	192,814,031	339,162,359	308,049,334	4,579,985,794	4,875,553,856	9,010,628,942	8,579,774,171
Segments Liabilities	615,220,583	671,857,286	(15,891,085)	(9,105,565)	44,081,764	49,081,828	2,363,569,321	3,348,115,271	3,006,980,583	4,059,948,820
Property Plant & Equipment's(WDV)	3,739,529,421	2,926,367,325	120,084,511	192,672,698	282,014,299	248,157,013	3,180,039,803	2,471,579,335	7,321,668,034	5,838,776,372
Capital Expenditure - Excluding revaluation	-	-	-	-	-	-	21,195,101	173,299,524	21,195,101	173,299,524
Depreciation	270,148,950	301,498,101	5,217,430	5,770,161	6,694,393	8,581,499	79,771,928	147,564,596	361,832,701	463,414,358

- 40.1 As at September 30, 2024 all non current assets of the company are located in Pakistan.
- 40.2 The Company Exporting its Product to numerous Countries.
- 40.3 Revenue reported in note 27 is generated from external customers. The inter transfer of molasses and bagasse from sugar segment to ethanol & board segment is accounted for as a reduction of cost of production of sugar segment in note 28.
- 40.4 The accounting policies of the reportable segments are the same as the Companys' accounting policies described in note number 3 to these financial statements.
- 40.5 The break up of Companys' revenue from external customers for major products is given in note 27 to these financial statements.

41 NUMBER OF EMPLOYEES

	2024	2023
Number of Head Office employees as at 30 September	21	23
Number of factory employees as at 30 September	101	149
Average number of Head Office employees during the year	21	23
Average number of factory employees during the year	95	246

**42 APPROVAL OF FINANCIAL STATEMENTS**

These financial statements were resolved as approved by the Board of Directors and authorized for issue on December 30, 2024.

43 GENERAL**i Functional and Presentation Currency**

These financial statements are presented in Rupees, which is the Company's functional currency. All financial information presented in Pak Rupee and rounded off to nearest Rupee.

ii Corresponding Figures

Comparative figures have been rearranged and reclassified wherever necessary for the purpose of better presentation and comparison. No major reclassification to report.

Ishtiaq Ahmad
CEO & Director

Muhammad Ilyas Abdul Sattar
Chief Financial Officer

Abdul Basit
Chairman Board of Director

**PATTERN OF SHAREHOLDING UNDER REGULATION 37 (XX) (I) OF
THE CODE OF CORPORATE GOVERNANCE
AS ON SEPTEMBER 30, 2024**

Categories	Number of Shareholders	Number of Shares held	Percentage of Shareholding
Directors, CEO, their Spouses & Minor Children			
MR. ABDUL BASIT	1	1,000	0.00%
MR. GHAZANFAR BABAR SIDDIQI	1	500	0.00%
MR. AZIZ-UL-HAQUE	1	500	0.00%
SYED MAQBOOL ALI	1	500	0.00%
MRS. NIDA JAMIL	1	500	0.00%
MR. ISHTIAQ AHMED	1	500	0.00%
MR. MEHMOOD-UL-HASSAN ASGHAR	1	500	0.00%
Associated Companies			
DEWAN MOTORS (PVT) LIMITED	1	2,894,469	3.16%
DEWAN MUSHTAQ MOTORS COMPANY (PVT) LTD.	1	2,894,469	3.16%
NIT and ICP	6	1,641,284	1.79%
Executives	-	-	0.00%
Banks, Development Financial Institutions, Non-Banking Finance Companies	-	-	0.00%
Insurance Companies	-	-	0.00%
Modarabas and Mutual Funds	-	-	0.00%
General Public			
a. Local	1,878	83,975,451	91.76%
b. Foreign	-	-	0.00%
Others (Joint Stock Companies, Brokrage Houses, Employees Funds & Trustees)	12	102,319	0.11%
TOTAL	1,905	91,511,992	100.00%

SHAREHOLDERS HOLDING FIVE PERCENT OT MORE VOTING RIGHTS

NAME OF SHAREHOLDER	Number of Shareholders	Number of Shares held	Percentage of Shareholding
Dewan Muhammad Yousuf Farooqi	2	61,302,772	66.99%

DETAILS OF TRADING IN THE SHARES OF THE COMPANY BY DIRECTORS, CEO, CFO, COMPANY SECRETARY, THEIR SPOUSES AND MINOR CHILDREN

During the year under review, none of the CEO, CFO, Directors, Company Secretary, their spouses and minor children have traded in the shares of the Company.



THE COMPANIES ORDINANCE, 1984

FORM 34

(Section 236(1) and 464)

PATTERN OF SHAREHOLDING

1. Incorporation Number 0009535
2. Name of the Company DEWAN SUGAR MILLS LIMITED
3. Pattern of holding of the shares held by the Shareholders as at 3 0 0 9 2 0 2 4

Number of Shareholders	Shareholding Slab		Total Shares Held	Percentage
	From	To		
576	1	100	14,608	0.02%
516	101	500	135,833	0.15%
169	501	1,000	149,800	0.16%
335	1,001	5,000	940,072	1.03%
115	5,001	10,000	921,015	1.01%
33	10,001	15,000	441,646	0.48%
28	15,001	20,000	520,227	0.57%
23	20,001	25,000	537,477	0.59%
13	25,001	30,000	373,595	0.41%
9	30,001	35,000	301,436	0.33%
4	35,001	40,000	153,000	0.17%
2	40,001	45,000	86,818	0.09%
14	45,001	50,000	689,560	0.75%
3	50,001	55,000	159,557	0.17%
2	55,001	60,000	117,257	0.13%
1	60,001	65,000	63,000	0.07%
2	65,001	70,000	136,000	0.15%
3	70,001	75,000	221,000	0.24%
3	75,001	80,000	235,860	0.26%
4	80,001	90,000	355,527	0.39%
3	90,001	95,000	275,119	0.30%
6	95,001	100,000	596,038	0.65%
4	100,001	110,000	426,018	0.47%
5	110,001	120,000	581,200	0.64%
1	120,001	130,000	129,459	0.14%
1	130,001	140,000	133,000	0.15%
4	140,001	150,000	593,500	0.65%
2	150,001	200,000	329,990	0.36%
2	200,001	225,000	432,959	0.47%
4	225,001	250,000	970,383	1.06%
2	250,001	300,000	536,821	0.59%
1	300,001	350,000	346,500	0.38%
2	350,001	500,000	981,866	1.07%
1	500,001	600,000	502,500	0.55%
1	600,001	800,000	738,720	0.81%
1	800,001	1,000,000	1,000,000	1.09%
1	1,000,001	1,100,000	1,047,215	1.14%
1	1,100,001	1,200,000	1,135,773	1.24%
1	1,200,001	1,400,000	1,366,432	1.49%
1	1,400,001	1,500,000	1,431,665	1.56%
1	1,500,001	1,900,000	1,864,382	2.04%
1	1,900,001	2,500,000	2,447,454	2.67%
2	2,500,001	2,900,000	5,788,938	6.33%
1	2,900,001	7,000,000	6,157,361	6.73%
1	7,000,001	56,000,000	55,145,411	60.26%
1905	TOTAL		91,511,992	100.00%

فی حصص آمدن:

اس سال کا خسارہ فی حصص (6.65) روپے (9.44:2023) روپے ہے۔

شیئر ہولڈنگ کا نمونہ:

کمپنی کی شیئر ہولڈنگ کا نمونہ اس رپورٹ کے ساتھ منسلک ہے۔

اظہار تشکر:

بورڈ ممبران کمپنی کے حصص یافتگان، وفاقی اور صوبائی حکومتوں، بینکوں، مالیاتی اداروں اور کسانوں کے اعتماد پر تہہ دل سے شکر گزار ہیں۔ آپ کے اس غیر متزلزل اعتماد کی بدولت کمپنی چل رہی ہے۔

بورڈ ادارے کی اپنی ٹیم، ایگزیکٹو اراکین، اسٹاف اور ورکرز کا بھی بھرپور شکریہ ادا کرتا ہے جو کمپنی کی ترقی میں اپنا بھرپور کردار ادا کر رہے ہیں۔ ہم آپ کی محنت اور کاوشوں کو قدر کی نگاہ سے دیکھتے ہیں۔

اختتامی بیان:

اختتام پر اللہ پاک رحمن و رحیم کے حضور سجدہ ریز ہو کر دعا مانگتے ہیں ہمارے نبی سرکارِ دو عالم ﷺ کے وسیلے سے اے اللہ ہماری رہنمائی کرتا رہے اور کمپنی قوم اور وطن عزیز کو اپنے حفظ و امان میں رکھے اور بھرپور ترقی کرنے کی توفیق عطا فرمائیں۔ ساتھ ہی اللہ پاک سے دعا مانگتا ہوں کہ امت مسلمہ میں امن، چین اور بھائی چارہ پیدا کرے آمین۔

میرا پروردگار یقیناً ہماری دعاؤں کو سنتا ہے۔ (قرآن کریم)

بورڈ آف ڈائریکٹرز کی جانب سے

بورڈ کے ڈائریکٹران کی جانب سے




عبدالباسط

چیئر مین بورڈ آف ڈائریکٹرز

کراچی

مورخہ 30 دسمبر 2024ء



اشتقاق احمد

چیف ایگزیکٹو آفیسر اینڈ ڈائریکٹر



آڈٹ کمیٹی کے اراکین	ملاقاتوں میں حاضری
جناب عزیز الحق	4
جناب سید مقبول علی	4
عبدالباسط	4

انسانی وسائل اور خدمات کی کمیٹی میٹنگ:

بورڈ کی جانب سے انسانی وسائل اور خدمات کی کمیٹی قائم کی گئی تھی تاکہ ڈائریکٹرز کو انسانی وسائل کی پالیسیوں کے وقتاً فوقتاً جائزوں کے سلسلے میں اپنی ذمہ داریوں کو نبھانے میں مدد دی جاسکے۔ یہ بورڈ کو اہم انتظامی شخص کے انتخاب، تشخیص، معاوضے اور جانشینی کی منصوبہ بندی میں بھی مدد کرتا ہے۔

دوران سال انسانی وسائل اور خدمات کی کمیٹی نے ایک میٹنگ کی جس کی سربراہی جناب عزیز الحق صاحب نے کی۔

اراکین برائے انسانی وسائل اور خدمات کی کمیٹی	ملاقاتوں میں حاضری
جناب عزیز الحق	1
جناب غضنفر بابر صدیقی	1
عبدالباسط	1

آڈیٹرز:

موجودہ آڈیٹرز ایم ایس فیروز شریف طارق اینڈ کمپنی، چارٹرڈ اکاؤنٹنٹس اس سالانہ عمومی اجلاس کے بعد ریٹائر ہو جائیں گے تاہم اہلیت کی بنیاد پر خود کو بعد از ریٹائرمنٹ دوبارہ نامزدگی کے لئے پیش کرتے ہیں۔

قومی خزانے میں شراکت داری:

سال کے دوران آپ کی کمپنی نے سیلز ٹیکس، کسٹم ڈیوٹی، انکم ٹیکس اور دیگر لاگو محصولات کی مد میں حکومتی خزانے میں 59 ملین روپے جمع کروائے ہیں۔

ڈیوڈنڈ:

جمع شدہ نقصانات اور بیان کردہ حالات کی وجہ سے ڈائریکٹرز نے اس سال کیلئے ڈیوڈنڈ کی سفارش نہیں کی ہے۔

بورڈ:

بورڈ کے ڈائریکٹران قابل اور کئی علوم کے ماہرین پر مشتمل ہیں جو کمپنی کو منافع بخش بنانے میں اپنا بھرپور کردار ادا کر رہے ہیں۔ 30 ستمبر 2024ء کے بورڈ آف ڈائریکٹرز درج ذیل پر مشتمل ہیں:

تعداد	ڈائریکٹرز
6	مرد
1	خواتین
تعداد	بشمول
1	آزاد ڈائریکٹر
4	دیگر غیر ایگزیکٹو ڈائریکٹرز
2	ایگزیکٹو ڈائریکٹرز

دوران سال بورڈ کی چار میٹنگز منعقد ہوئیں۔ ڈائریکٹرز کی حاضری درج ذیل ہے:

بورڈ آف ڈائریکٹرز کے نام: میٹنگ میں حاضری کی تعداد

4	جناب عبدالباسط
4	جناب غضنفر بابر صدیقی
4	جناب سید مقبول علی
2	جناب محمود الحسن اصغر
3	جناب اشتیاق احمد
4	محترمہ ندا جمیل

آڈٹ کمیٹی کی میٹنگ:

دوران سال آڈٹ کمیٹی کے اراکین نے چار میٹنگ کیں جس کی صدارت جناب عزیز الحق نے کی۔

میٹنگ میں حاضر ہونے والے اراکین درج ذیل ہیں:



صحت، حفاظت اور ماحول:

ماحولیات سے جڑے معاملات کو اولین نوبت حاصل ہے۔ آپ کی کمپنی نے اپنی تمام مصنوعات ریנוبل فصل اور خام مال سے تیار کی ہیں۔ ہم کسی ایسے منافع کے حصول میں سرگرداں نہیں جس سے ماحولیات کو کسی قسم کے خطرات کا سامنا کرنا پڑے۔ توانائی میں کفایت اور صفر فضلہ پیدا کرنا ہماری ماحول دوست پالیسیوں کا تسلسل ہیں۔ کمپنی اپنے پلانٹ میں اور اطراف ہریالی کو یقینی بنانے کے اقدامات بھی لیتی ہے تاکہ پلانٹ میں ماحول دوستی پروان چڑھ سکے۔ ہمارا ماننا ہے کہ قدرتی ماحول انسان کی تمام سرگرمیوں کا ضامن ہے۔ استعمال شدہ پانی کو پہلے فلٹر کیا جاتا ہے اور پھر اخراج کیا جاتا ہے۔ اس کے علاوہ ملازمین کے لئے بھی صحت مند ماحول قائم کیا ہوا ہے تاکہ کسی ناخوشگوار واقعہ سے بچا جاسکے۔ پھر بھی کسی غیر یقینی صورتحال سے نمٹنے کے لئے ایسویٹس اور ابتدائی طبی امداد کی سہولت پلانٹ میں دستیاب ہیں۔

کارپوریٹ اور مالیاتی رپورٹنگ کا فریم ورک:

- ۱۔ 30 ستمبر 2024ء کو اختتام پذیر مالی سال میں انتظامیہ کی جانب سے تیار کئے گئے کمپنی کے مالیاتی گوشوارے کمپنی کے حالات، کاروباری نتائج، کیش فلوز اور ایکویٹی میں تبدیلی کی شفاف عکاسی کرتے ہیں۔
- ۲۔ کمپنی کے کھاتوں کی کتابیں مناسب انداز میں رکھی گئی ہیں۔
- ۳۔ 30 ستمبر 2024ء کو اختتام پذیر مالی سال کے مالیاتی گوشوارے تیار کرتے وقت مناسب اکاؤنٹنگ پالیسیاں مسلسل اختیار کی جاتی رہی ہیں اور تمام مالیاتی گوشوارے میں اندازے سمجھداری سے بہتر فیصلوں پر مرتب کئے گئے ہیں۔
- ۴۔ انٹرنیشنل فنانشل رپورٹنگ اسٹینڈرڈز (IFRS) جیسے پاکستان میں نافذ العمل ہیں انہیں ویسے ہی مالیاتی گوشواروں کی تیاری میں نافذ کیا گیا۔
- ۵۔ کمپنی میں اندرونی کنٹرول سسٹم کا ڈیزائن موزوں ہے اور بہت موثر انداز میں لاگو ہے اور اس کی عمرگی سے مانیٹرنگ کی جاتی رہی ہے۔
- ۶۔ انتظامیہ نے کمپنی کے آگے بڑھنے کی صلاحیت کے بارے میں نوٹ 1.2 اور مارک اپ کی عدم فراہمی کے بارے میں نوٹ 17.1 اور نوٹ 32.1 میں اپنے خیالات کی وضاحت کی ہے۔
- ۷۔ کارپوریٹ گورننس کی تمام اعلیٰ پریکٹس جیسا کہ اسٹاک ایکس چینج آف پاکستان کی لسٹنگ ریگولیشن میں سے بھی کوئی اہم انحراف نہیں ہوا۔
- ۸۔ گذشتہ چھ سالوں کے کلیدی آپریٹنگ اور فنانشل معلومات مختصر آس رپورٹ میں شامل ہیں۔
- ۹۔ تمام ٹیکسز کی ادائیگی کر دی گئی ہے، سوائے اس کے کہ جو منسلک آڈٹ شدہ مالی حسابات کے نوٹ 26 میں درج ہے۔
- ۱۰۔ 30 جون 2024ء کو اختتام پذیر مالی سال کے پروویڈنٹ فنڈ انویسٹمنٹ کی فیئر ویلیو 82.470 ملین روپے (71.610:2023) ملین روپے) رہی ہے۔

ضروری مرمت اور تکنیکی مسائل کے باعث شوگر پلانٹ سیزن 2023-24 کے دوران غیر فعال رہا۔ تاہم، آپ کی کمپنی کی انتظامیہ نے پلانٹ کی ضروری مرمت اور اوور ہالنگ مکمل کر لی ہے اور اب سیزن 2024-25 کے لیے آپریشن شروع کرنے کے لیے تیار ہے۔ اللہ کے فضل و کرم سے، کمپنی بہت جلد اپنی پیداواری سرگرمیاں دوبارہ شروع کر دے گی۔

مالیاتی گوشوارے "گوئنگ کنسرن" کے تصور پر تیار کیے گئے ہیں کیونکہ کمپنی نے اپنے قرض دہندگان سے واجبات کی ادائیگی کیلئے دوبارہ سے تشکیل نو کے لیے رابطہ کیا ہے۔ کمپنی پر امید ہے کہ یہ تشکیل نو جلد موثر ہوگی اور کمپنی کی مالی ضروریات کو منظم کرے گی، جو بالآخر انتظامیہ کو پیداواری صلاحیت کے بہترین استعمال کے ساتھ آپریشن کرنے میں مدد دے گی۔ لہذا، مالیاتی گوشوارے "گوئنگ کنسرن" کے تصور پر تیار کرنا جائز ہے، جیسا کہ مالیاتی گوشواروں کے نوٹ 1.2 میں وضاحت کی گئی ہے۔

شکر انڈسٹری کے مستقبل کا منظر نامہ برائے سال 2024-2025:

پاکستان میں شکر کی صنعت 2024-25 کے سیزن کے لیے محتاط طور پر پُر امید ہے، جس میں مختلف چیلنجز ہیں۔ پیش گوئیوں کے مطابق، پاکستان کی شکر کی پیداوار میں تھوڑا اضافہ کی توقع ہے جو تقریباً 6.8 ملین ٹن تک پہنچ جائے گی، جو گنے کی کاشت میں معمولی توسیع اور ساکروزی ریکوری شرح میں بہتری کے ساتھ وابستہ ہے۔ یہ اضافہ مقامی طلب میں اضافے کے ساتھ ہم آہنگ ہے، خاص طور پر خوراک کی پروسیسنگ کے شعبے سے۔ تاہم، حکومت ممکنہ طور پر مقامی قیمتوں پر برآمدات کے افراط زر کے اثرات کو کم کرنے کے لیے قیمتوں اور سپلائی کے سخت ضوابط کو برقرار رکھے گی۔

پاکستان کی شکر کی صنعت میں برآمدات کے لیے صلاحیت موجود ہے۔ پاکستان شوگر ملز ایسوسی ایشن (PSMA) سال 2024-25 کے دوران 1.5 ملین ٹن اضافی پیداواری توقع کرتی ہے، جسے وہ برآمد کرنے کا ارادہ رکھتی ہے، جس سے غیر ملکی زرمبادلہ میں 1.2 ارب ڈالر کا اضافہ متوقع ہے۔ تاہم، برآمدی مواقع کو داخلی قیمتوں اور ضوابطی رکاوٹوں کی وجہ سے مشکلات کا سامنا ہے۔ مثال کے طور پر، ماضی میں قیمتوں میں اضافے کے باعث حکومت نے مقامی مارکیٹ کو مستحکم کرنے کے لیے برآمدات پر پابندیاں لگائیں۔ پھر بھی، حالیہ حکومتی اقدامات جیسے اسمگلنگ کے خلاف اقدامات اور تجویز کردہ ٹریک اینڈ ٹریس سسٹم کے ذریعے مارکیٹ میں شفافیت کو بہتر بنانے اور تحفظ فراہم کرنے کی کوششیں کی جا رہی ہیں۔

کارپوریٹ گورننس کے ضابطہ کی تعمیل:

ہم کارپوریٹ سماجی ذمہ داری (CSR) اور اپنی روزمرہ کاروباری سرگرمیوں میں اچھے سماجی طریقوں کو شامل کرنے کی کوشش کرتے ہیں۔ CSR اس بات کا اہم حصہ ہے کہ ہم کون ہیں اور کیسے کام کرتے ہیں۔ ہم اپنی کامیابی کی پیشکش نہ صرف مالی معیار کے لحاظ سے کرتے ہیں بلکہ صارفین کو مطمئن کرنے کی بھی کوشش کرتے ہیں اور ان کی ونیٹیور کی مدد بھی کرتے ہیں۔



ڈسٹری آپریشنز:

زیر جائزہ مدت کے دوران پلانٹ نے 8,902 میٹرک ٹن صنعتی الکل تیار کی، جبکہ گذشتہ سال 19,511 میٹرک ٹن پیداوار ہوئی تھی۔ اسے ایتھانول کی کم پیداوار میں کمی کی وجوہات اس کی عالمی قیمتیں، معاشی بحران، حکومتی پالیسیاں، اور پٹرول کی قیمتیں تھیں، جنہوں نے ایتھانول کو ایک کم مسابقتی متبادل ایندھن بنا دیا۔ اس کے نتیجے میں ایتھانول کے پٹرول کے ساتھ کم مکنگ کی گئی، جس کی وجہ سے ایتھانول کی پیداوار میں کمی واقع ہوئی۔

زیر جائزہ مدت کے دوران ڈسٹری یونٹ کو 184.612 ملین روپے کا آپریٹنگ خسارہ ہوا، جبکہ گذشتہ سال اسی مدت میں آپریٹنگ خسارہ 33.454 ملین روپے تھا۔ بڑے خسارہ کی وجہ گذشتہ سال کے مقابلے میں 45 فیصد کم پیداوار اور فیڈ اسٹاک کی بڑھتی ہوئی لاگت تھی، جس نے اس یونٹ کے نتائج پر منفی اثر ڈالا۔ تاہم، گاہکوں سے ایڈوانس کی رقم (USD) نے مثبت اثر ڈالا، جس کے نتیجے میں 68.673 ملین روپے کا ایکسچینج گین ریکارڈ کیا گیا، جبکہ گذشتہ سال 460.540 ملین روپے کا خسارہ ہوا تھا، جو روپے کی مستحکم قدر کے باعث ممکن ہوا۔ چونکہ یہ ایک برآمدی کاروبار ہے، اس یونٹ کے لیے آئندہ دنوں میں روشن امکانات موجود ہیں۔

بورڈ اور پینل آپریشنز:

دوران جائزہ مدت چپ بورڈ پلانٹ نے 33,630 شیئیں تیار کیں، جبکہ گذشتہ سال 67,970 شیئیں تیار کی گئی تھیں۔ تاہم، موجودہ غیر موافق معاشی حالات کی وجہ سے، ہنر نتائج حاصل نہیں کیے جاسکے۔ انتظامیہ اعلیٰ معیاری شیئیں تیار کرنے پر توجہ دے رہی ہے تاکہ مارکیٹ میں مقابلہ کیا جاسکے۔ بڑھتی ہوئی معاشی اور تعمیراتی سرگرمیوں کے ساتھ، انتظامیہ ہر اعتماد ہے کہ مستقبل میں یہ شعبہ مثبت نتائج دے گا۔

پولی پروپیلین آپریشنز:

ناگزیر صورتحال کے باعث یہ پلانٹ اس وقت غیر فعال ہے۔

آڈیٹرز کی رائے:

آڈیٹرز نے اپنے رپورٹ میں کمپنی کے آگے بڑھنے کی صلاحیت، واجبات کی اقساط کی عدم ادائیگی اور مارک اپ کو حسابات میں شامل نہ کرنے کے حوالے سے منفی رائے کا اظہار کیا ہے، جیسا کہ ان کی منسلک آڈٹ رپورٹ میں واضح کیا گیا ہے۔

کمپنی مالی بحران کا شکار ہے کیونکہ بینکوں سے ورکنگ کیپٹل دستیاب نہیں ہو رہا۔ معاہدہ تصفیہ کے تحت دوبارہ ترتیب دی گئی واجبات کی اقساط کی عدم ادائیگی کے نتیجے میں قرض دہندگان نے رضامندی کے ڈکریز کی عمل درآمد کے لیے درخواستیں دائر کیں۔ کمپنی نے سندھ ہائی کورٹ، کراچی میں مقدمات دائر کیے ہیں، جہاں مؤقف اختیار کیا گیا ہے کہ عمل درآمد کی درخواستیں غیر منصفانہ اور قانون کے خلاف ہیں۔ انتظامیہ کو توقع ہے کہ اس کا نتیجہ ان کے حق میں آئے گا۔

ڈائریکٹرز رپورٹ

شروع کرتا ہوں اللہ تعالیٰ کے نام سے جو بڑا مہربان اور نہایت رحم والا ہے
اگر تم ہنکارا کرو گے تو میں تم پر (نعمتوں میں) ضرور اضافہ کروں گا (القرآن)

بورڈ کے ڈائریکٹران کی جانب سے آپ کو 30 ستمبر 2024ء کو اختتام پر بری مالی سال کے سالانہ آڈٹ شدہ مالیاتی گوشوارے پیش کرنا میرے لئے
عزاز کی بات ہے۔ کمپنی کی مالی کارکردگی کا خلاصہ درج ذیل ہے:

مالیاتی نتائج

2023	2024	
روپے	روپے	
6,206,791,490	2,483,411,983	خالص فروخت
(84,778,413)	(453,609,395)	مجموعی خام (خسارہ)
(863,655,157)	(608,932,260)	(خالص خسارہ) بعد از ٹیکس

کارکردگی کے کلیدی اعداد و شمار:

(1.37%)	(18.27%)	- فروخت کیلئے خام منافع / (خسارہ) فیصد
(13.91%)	(24.52%)	- فروخت کیلئے (خالص خسارہ) / منافع فیصد
(9.44)	(6.65)	- (خسارہ) فی شیئر

پلانٹ کی کارکردگی:

چینی کے آپریشنز:

سال 2023-24 کے دوران ہمارا شوگر پلانٹ تکنیکی مسائل اور عملی مشکلات کے باعث نہیں چلایا جاسکا۔ یہ فیصلہ مکمل غور و خوض اور تکنیکی مسائل اور
وقت کی کمی کو مد نظر رکھتے ہوئے کیا گیا۔ اس دوران، آپ کی کمپنی کی انتظامیہ نے آئندہ کرشنگ سیزن کے لیے شوگر پلانٹ کی ضروری مرمت اور دور
ہانگ کا کام مکمل کر لیا ہے، اور انشاء اللہ پلانٹ کو دوبارہ چلانے میں کامیاب ہو جائے گی۔



(ii) پوسٹل بیٹ:

کمپنیز (پوسٹل بیٹ) ریگولیشنز، 2018 کی دفعات کے مطابق ممبران بذریعہ پوسٹل بیٹ ووٹ ڈالنے کے لیے اپنے ووٹ کا حق استعمال کر سکتے ہیں جو کہ کمپنیز ایکٹ 2017 کے سیکشن 143 اور 144 کی ریگولیشنز سے مشروط ہے۔ اگر ضرورت پڑی تو ان ضابطوں کے تحت طے شدہ قانونی وقت کے اندر مزید تفصیلات سے شیئر ہولڈرز کو آگاہ کیا جائے گا۔

ممبران اس بات کو یقینی بنائیں گے کہ ان کے کمپیوٹرائزڈ شناختی کارڈ کی کاپی اور دستخط شدہ بیٹ پیپر درست طریقے سے میٹنگ کے چیئرمین کو کمپنی کے رجسٹرڈ آفس پر بذریعہ ڈاک یا بذریعہ ای میل dsml.corp@yousufdewan.com مورخہ 26 جنوری کو ہونے والے سالانہ اجلاس سے ایک دن قبل دوران اوقات کار تک پہنچ جانے چاہئیں۔ بیٹ پیپر پر دستخط کمپیوٹرائزڈ شناختی کارڈ یا کمپنی کے ریکارڈ پر موجود دستخط سے مماثلت ہونے چاہئیں۔

(۴) ای دوہنگ لائنز 20 جنوری 2025ء صبح 10:00 بجے سے شروع ہوں گی اور 26 جنوری 2025ء کو شام 5 بجے بند ہوں گی۔ ممبران اس دوران کسی بھی وقت اپنا ووٹ ڈال سکتے ہیں۔

۹۔ پوسٹل بیلٹ:

کمپنیز (پوسٹل بیلٹ) ریگولیشنز، 2018 کی دفعات کے مطابق ممبران بذریعہ پوسٹل بیلٹ ووٹ ڈالنے کے لیے اپنے ووٹ کا حق استعمال کر سکتے ہیں جو کہ کمپنیز ایکٹ 2017 کے سیکشن 143 اور 144 کی ریگولیشنز سے مشروط ہے۔ اگر ضرورت پڑی تو ان ضابطوں کے تحت طے شدہ قانونی وقت کے اندر مزید تفصیلات سے شیئر ہولڈرز کو آگاہ کیا جائے گا۔

ممبران اس بات کو یقینی بنائیں گے کہ ان کے کمپیوٹرائزڈ شناختی کارڈ کی کاپی اور دستخط شدہ بیلٹ پیپر درست طریقے سے میٹنگ کے چیئرمین کو کمپنی کے رجسٹرار آفس پر بذریعہ ڈاک یا بذریعہ ای میل dsml.corp@yousufdewan.com مورخہ 26 جنوری 2025ء کو ہونے والے سالانہ اجلاس سے ایک دن قبل دوران اوقات کار تک پہنچ جانے چاہئیں۔ بیلٹ پیپر پر دستخط کمپیوٹرائزڈ شناختی کارڈ یا کمپنی کے ریکارڈ پر موجود دستخط سے مماثلت ہونے چاہئیں۔

۱۰۔ فزیکل شیئر ہولڈرز کی تفصیلات:

کمپنیز ایکٹ 2017 کے سیکشن 119 اوکھینیز (جنرل پروویڈر اور فارمر) ریگولیشنز 2018 کے ریگولیشن 19 کے مطابق، تمام فزیکل شیئر ہولڈرز سے درخواست کی جاتی ہے کہ وہ اپنی ضروری معلومات جیسے کہ شناختی کارڈ نمبر، پتہ، ای میل ایڈریس، رابطہ موبائل/ٹیلیفون نمبر، بین الاقوامی بینک اکاؤنٹ نمبر (آئی بی اے این) وغیرہ فوری طور پر کمپنی کے شیئر رجسٹرار کو آفس میسرز BMF کنسلٹنٹس پاکستان (پرائیویٹ) لمیٹڈ، واقع انیم اسٹیٹ بلڈنگ، روم نمبر 310، 311، تیسری منزل، 49 دار الامان سوسائٹی، شاہراہ فیصل نزد بلوچ کالونی ٹیل کراچی پر یا ای میل ایڈریس bmfconsultantspakistan@gmail.com پر فراہم کریں تاکہ کسی بھی غیر قانونی عمل یا مستقبل میں کسی بھی پریشانی سے بچا جاسکے۔

(i) ای دوہنگ کا طریقہ کار:

(a) ای دوہنگ کی سہولت کی تفصیلات کمپنی کے ان ممبران کے ساتھ بذریعہ ای میل شیئر کی جائیں گی جن کے پاس ان کے درست کمپیوٹرائزڈ شناختی کارڈ نمبرز، موبائل نمبرز، اور ای میل ایڈریس مقررہ وقت کے اندر کمپنی کے ممبران کے رجسٹر میں دستیاب ہوں گے۔

(b) ممبران کو ویب ایڈریس، لاگ ان کی تفصیلات سے بذریعہ ای میل آگاہ کیا جائے گا۔

(c) ای دوہنگ کے ذریعے ووٹ ڈالنے کا ارادہ رکھنے والے ممبران کی صداقت کی تصدیق محفوظ اور تصدیق شدہ لاگ ان عمل کے ذریعے کی جائے گی۔

(d) ای دوہنگ لائنز 20 جنوری 2024ء صبح 10:00 بجے سے شروع ہوں گی اور 26 جنوری 2024ء کو شام 5 بجے بند ہوں گی۔ ممبران اس دوران کسی بھی وقت اپنا ووٹ ڈال سکتے ہیں۔



۵۔ ویڈیو کانفرنس کی سہولت:

کمپنیز ایکٹ 2017 کی دفعات کے مطابق، ممبران اس سالانہ جنرل میٹنگ میں ویڈیو کانفرنس کی سہولت سے استفادہ کر سکتے ہیں، بشرطیکہ کمپنی کو اس میٹنگ کی تاریخ سے کم از کم سات (7) دن قبل وہ اراکین جن کے پاس مجموعی طور پر 10 فیصد یا اس سے زیادہ حصص ہوں، اس سہولت کے لیے اپنی رضامندی فراہم کریں۔ مذکورہ شرائط کی تکمیل کے بعد، ممبران کو اس سہولت تک رسائی حاصل کرنے کے لیے ضروری معلومات اور مقام کے بارے میں آگاہ کیا جائے گا۔ درخواست فارم کا نمونہ کمپنی کی ویب سائٹ پر موجود ہے۔

۶۔ زوم کے ذریعے حاضری:

ممبران سالانہ اجلاس عام میں بذریعہ زوم آن لائن شرکت کر سکتے ہیں، برائے مہربانی نیچے دی گئی ہدایات پر عمل کریں:

- (i) ممبر کو اپنی درخواست کمپنی کو بذریعہ ای میل dsml.corp@yousufdewan.com پر بھیج کر خود کو رجسٹر کرانا ہوگا، جیسا کہ کمپنی کی ویب سائٹ (<http://www.yousufdewan.com/DSML/index.html>) پر دستیاب اسٹینڈرڈ درخواست فارم میں دیا گیا ہے، یا وہ اپنی درخواست ہمہ کمپیوٹرائزڈ شناختی کارڈ کی ایک واضح کاپی مورخہ 25 جنوری 2025 تک کمپنی کے سیکرٹری کو دیوان سینٹر، 3-A لالہ زار بیچ ہوٹل روڈ کراچی پر ارسال کر سکتے ہیں۔
- (ii) کمپنی زوم کالنگ صرف اس ای میل آئی ڈی یا موبائل/ واٹس ایپ نمبر پر بھیجے گی جو اسٹینڈرڈ درخواست فارم میں دیا گیا ہو۔

۷۔ فزیکل شیئرز کو سی ڈی سی اکاؤنٹ میں جمع کرانا:

کمپنیز ایکٹ 2017 کے سیکشن 72 کے تحت ہر موجودہ کمپنی کو اپنے فزیکل شیئرز کو بک انٹری فارم میں تبدیل کرنے کی ضرورت ہوگی، جیسا کہ کمیشن کی جانب سے مخصوص طریقہ کار اور تاریخ کے مطابق نوٹیفائی کیا جائے گا، اور یہ عمل ایکٹ کے نفاذ کی تاریخ یعنی 30 مئی 2017 سے شروع ہونے کے چار سال کے اندر مکمل کیا جائے گا۔

فزیکل شیئرز ہولڈرز جن کے پاس فزیکل شیئرز موجود ہیں، انہیں سی ڈی سی کے ساتھ انویسٹرا کاؤنٹ یا کسی بھی بروکر کے ساتھ سی ڈی سی سب اکاؤنٹ کھولنے کی ترغیب دی جاتی ہے تاکہ وہ اپنے فزیکل شیئرز کو اسکرپٹ لیس فارم میں منتقل کر سکیں۔

۸۔ ای وونگ کا طریقہ کار:

- (۱) ای وونگ کی سہولت کی تفصیلات کمپنی کے ان ممبران کے ساتھ بذریعہ ای میل شیئرز کی جائیں گی جن کے پاس ان کے درست کمپیوٹرائزڈ شناختی کارڈ نمبرز، موبائل نمبرز، اور ای میل ایڈریس مقررہ وقت کے اندر کمپنی کے ممبران کے رجسٹر میں دستیاب ہوں گے۔
- (۲) ممبران کو ویب ایڈریس، لاگ ان کی تفصیلات سے بذریعہ ای میل آگاہ کیا جائے گا۔
- (۳) ای وونگ کے ذریعے ووٹ ڈالنے کا ارادہ رکھنے والے ممبران کی صداقت کی تصدیق محفوظ اور تصدیق شدہ لاگ ان عمل کے ذریعے کی جائے گی۔

www.jamapunji.pk








 **Jama
Punji**
سرمایہ کاری سمجھداری کے ساتھ










**Be aware, Be alert,
Be safe**

**Learn about investing at
www.jamapunji.pk**

Key features:

-  Licensed Entities Verification
-  Scam meter*
-  Jamapunji games*
-  Tax credit calculator*
-  Company Verification
-  Insurance & Investment Checklist
-  FAQs Answered

-  Stock trading simulator
(based on live feed from KSE)
-  Knowledge center
-  Risk profiler*
-  Financial calculator
-  Subscription to Alerts (event
notifications, corporate and
regulatory actions)
-  Jamapunji application for
mobile device
-  Online Quizzes



Jama Punji is an Investor
Education Initiative of
Securities and Exchange
Commission of Pakistan

 jamapunji.pk

 @jamapunji_pk

*Mobile apps are also available for download for android and ios devices

DEWAN SUGAR MILLS LIMITED
43rd ANNUAL GENERAL MEETING
PROXY FORM
IMPORTANT

This form of Proxy duly completed must be deposited at our Shares Registrar Transfer Agent **BMF Consultants Pakistan (Private) Ltd.** Anum Estate Building, Room No. 310 & 311, 3rd Floor, 49, Darul Aman Society, Main Shahrah-e-Faisal, Adjacent Baloch Colony Bridge, Karachi-75350, Pakistan. Not later than 48 hours before the time of holding the meeting A Proxy should also be a member of the Company.

I/We _____ of _____ being a member of **Dewan Sugar Mills Limited** and holder of _____ Ordinary shares as per Registered Folio No./CDC Participant's ID and Account No _____ hereby appoint _____ of _____ who is also member of **Dewan Sugar Mills Limited** vide Registered Folio No./CDC Participant's ID and Account No. _____ my/our proxy to vote for me/our behalf at the 43rd Annual General Meeting of the Company to be held on **Monday, January 27, 2025, at 12:00 noon.** adjournment thereof.

Signed this _____ day of _____ 2025.

Affix
Revenue
Stamp
Rs. 5/-

Signature _____

Witness: _____

Signature

Name: _____

Address: _____

Witness: _____

Signature

Name: _____

Address: _____

پراکسی فارم
۴۳ واں سالانہ اجلاس عام

اہم اعلان

یہ پراکسی فارم مکمل پر کر کے ہمارے رجسٹرار شیئر ٹرانسفر ایجنٹ، بی ایم ایف کنسلٹنٹ (پرائیویٹ) لمیٹڈ، انعم اسٹیٹ بلڈنگ، روم نمبر 310 اور 311، تیسری منزل، 49، دارالمان سوسائٹی، شاہراہ فیصل، ملحقہ بلوچ کالونی پل، کراچی۔ 75350، پاکستان۔ کے آفس میں، میٹنگ کے انعقاد سے اڑتالیس گھنٹے پہلے یہ فارم ضرور جمع کروادیں، کسی بھی پراکسی کا کمپنی کا ممبر ہونا ضروری ہے۔

میں / ہم _____ کا (مکمل پتہ)

_____ بحیثیت ممبر

دیوان شوگر ملز لمیٹڈ کے _____ حصص کے مالک، رجسٹرڈ فوئیو نمبر /

سی ڈی سی آئی ڈی اور کھاتہ نمبر _____ میں

بطور پراکسی تقرر کرتا / کرتی ہوں _____ کا (مکمل پتہ)

جو بذات خود بھی _____

_____ دیوان شوگر ملز لمیٹڈ

_____ سی ڈی سی آئی ڈی اور کھاتہ نمبر

جو کہ میری / ہماری غیر موجودگی کی صورت میں کمپنی کے ۴۳ واں سالانہ اجلاس عام جو کہ بروز پیر، ۲۷ جنوری ۲۰۲۵ کو دوپہر ۱۲:۰۰ بجے، ہے، میری / ہماری جانب سے ووٹ دے۔

بطور گواہ میں / ہم نے بروز _____ بتاریخ _____ ۲۰۲۵ کو میرے / ہمارے ہاتھ سے مہر لگائی۔

Affix
Revenue
Stamp
Rs. 5/-

دستخط _____

گواہ: _____

نام: _____

مکمل پتہ: _____

گواہ: _____

نام: _____

مکمل پتہ: _____