

**YD****A YOUSUF DEWAN COMPANY**

CONTENTS

Company Information	2
Mission Statement	3
Notice of Annual General Meeting	4
Directors' Report	7
Financial Highlights	10
Statement of Compliance with the Best Practices of Corporate Governance	11
Review Report To The members on Statement of Compliance with Best Practices of Code of Corporate Governance	13
Auditors' report	14
Balance Sheet	16
Profit and Loss Account	17
Statement of other Comprehensive Income	18
Cash Flow Statement	19
Statement of Changes in Equity	20
Notes to the Financial Statements	21
Pattern of Share Holding	47
ڈائریکٹرز کا جائزہ	54
اطلاع برائے سالانہ اجلاس عام	57
Form of Proxy	

COMPANY INFORMATION

BOARD OF DIRECTORS EXECUTIVE DIRECTOR	:	MR. ZAFAR ASIM CEO & CHAIRMAN BOARD OF DIRECTORS MR. SALEEM-UL-HAQUE	
NON-EXECUTIVE DIRECTORS	:	MR. HAFEEZ AHMED MR. MUHAMMAD IRFAN ALI MR. MUHAMMAD WAJID MR. AHSAN BILAL	
INDEPENDENT DIRECTOR	:	MR. ASGHAR IQBAL	
AUDIT COMMITTEE	:	MR. ASGHAR IQBAL MR. MUHAMMAD WAJID MR. HAFEEZ AHMED	- CHAIRMAN - MEMBER - MEMBER
HUMAN RESOURCE & REMUNERATION COMMITTEE	:	MR. MUHAMMAD IRFAN ALI MR. ZAFAR ASIM MR. AHSAN BILAL	- CHAIRMAN - MEMBER - MEMBER
CHIEF FINANCIAL OFFICER	:	MR. SALEEM-UL-HAQUE	
COMPANY SECRETARY	:	MR. MUHAMMAD HANIF GERMAN	
AUDITORS	:	FARUQ ALI & CO. CHARTERED ACCOUNTANTS	
	:	FEROZE SHARIF TARIQ & CO. CHARTERED ACCOUNTANTS	
LEGAL ADVISORS	:	KHALID ANWER & COMPANY – ADVOCATES	
TAX ADVISORS	:	SHARIF & COMPANY – ADVOCATES	
FACTORY OFFICE	:	PLOT NO. 1, DEWAN FAROOQUE INDUSTRIAL PARK, HATTAR, DISTRICT HARIPUR (K.P.K)	
HEAD OFFICE	:	FINANCE & TRADE CENTRE BLOCK-A, 7TH FLOOR, SHAHRAH-E-FAISAL, KARACHI.	
REGISTERED OFFICE	:	PLOT NO. 6, STREET NO. 9, FAYYAZ MARKET, G-8/2, ISLAMABAD, PAKISTAN	
SHARE REGISTRAR / TRANSFER AGENTS	:	BMF CONSULTANTS PAKISTAN (PRIVATE) LIMITED ANUM ESTATE BUILDING, ROOM NO. 310 & 311, 3RD FLOOR, 49, DARUL AMAN SOCIETY, MAIN SHAHRAH-E-FAISAL, ADJACENT TO BALOCH COLONY BRIDGE, KARACHI, PAKISTAN.	
BANKERS	:	AL BARAKA ISLAMIC INVESTMENT BANK LIMITED ALLIED BANK LIMITED ASKARI BANK LIMITED BANK ALFALAH LIMITED BANK OF KHYBER LIMITED BANK OF PUNJAB LIMITED FAYSAL BANK LIMITED HABIB BANK LIMITED HABIB METROPOLITAN BANK LIMITED HONG KONG & SHANGHAI BANKING CORPORATION KASB BANK LIMITED MEEZAN BANK LIMITED SUMMIT BANK LIMITED NATIONAL BANK OF PAKISTAN LIMITED STANDARD CHARTERED BANK LIMITED (PAKISTAN) SILK BANK LIMITED UNITED BANK LIMITED	



THE MISSION STATEMENT

- * “THE MISSION OF DEWAN SALMAN FIBRE LIMITED IS TO BE THE LEADER IN SYNTHETIC FIBRE MANUFACTURING IN PAKISTAN AND BECOME A GLOBAL PLAYER IN THE FIELD.**

- * TO ASSUME LEADERSHIP ROLE IN THE TECHNOLOGICAL ADVANCEMENT OF THE INDUSTRY AND TO ACHIEVE THE HIGHEST LEVEL OF QUALITATIVE AND QUANTITATIVE INDIGENIZATION.**

- * TO BE THE FINEST ORGANIZATION IN ITS INDUSTRY AND TO CONDUCT ITS BUSINESS RESPONSIBILITY AND IN A STRAIGHT FORWARD MANNER.**

- * TO SEEK LONG-TERM AND GOOD RELATIONS WITH OUR SUPPLIERS AND CUSTOMERS WITH FAIR, HONEST AND MUTUALLY PROFITABLE DEALINGS.**

- * TO ACHIEVE THE BASIC AIM OF BENEFITING OUR CUSTOMERS, EMPLOYEES, SHAREHOLDERS, OTHER STAKE HOLDERS AND TO FULLFIL US COMMITMENTS TO OUR SOCIETY.**

- * TO CREATE A WORK ENVIRONMENT HIGHLIGHTING TEAM WORK, WHICH MOTIVATES, RECOGNIZES AND REWARDS ACHIEVEMENTS AT ALL LEVELS OF THE ORGANIZATION, BECAUSE “IN ALLAH WE TRUST AND BELIEVE” AND HUMAN RESOURCE IS OUR CAPITAL AND ASSET.**

- * TO BE HONEST AND BE ABLE TO RESPOND EFFECTIVELY TO CHANGES IN ALL ASPECTS OF LIFE INCLUDING TECHNOLOGY, CULTURE PROACTIVE AND ENVIRONMENT.**

- * TO BE A CONTRIBUTING CORPORATE CITIZEN FOR THE BETTERMENT OF SOCIETY AND TO EXHIBIT A SOCIALLY RESPONSIBLE BEHAVIOR.**

- * TO CONDUCT BUSINESS WITH INTEGRITY AND STRIVE TO BE THE BEST.”**

NOTICE OF THE TWENTY EIGHTH ANNUAL GENERAL MEETING

NOTICE IS HEREBY GIVEN that the Twenty Eighth Annual General Meeting of **Dewan Salman Fibre Limited** (“DSFL” or “the Company”) will be held on **Tuesday, October 31, 2017, at 12:00 noon**, at Plot No. 6, Street No. 9, Fayyaz Market, G-8/2, Islamabad, Pakistan; to transact the following businesses upon recitation from Holy Qur’aan and other religious recitals:

1. To confirm the minutes of the preceding Annual General Meeting of the Company held on Friday, October 28, 2016;
2. To receive, consider, approve and adopt the annual audited financial statements of the Company for the year ended June 30, 2017, together with the Directors’ and Auditors’ Reports thereon;
3. To appoint the Statutory Auditors’ of the Company for the ensuing year, and to fix their remuneration;
4. To consider any other business with the permission of the Chair.

SPECIAL BUSINESS:

1. To consider and if deemed fit, approve the amendments / addition in Articles of Association of the Company as mentioned in detail in the Statement under Section 134(3).
2. In connection with consent from shareholders for the transmission of the annual audited accounts in any approved transmission medium; and provision for appointment of a non-members as proxy in case of e-voting; and pass the following resolutions, with or without modifications, as Special Resolutions;
3. To obtain consent of the shareholders in terms of S.R.O. 470(I)/2016 dated May 31, 2016 issued by Securities and Exchange Commission of Pakistan, for the transmission of the annual audited accounts, notices of general meetings and other information contained therein of the Company either through CD or DVD or USB and to pass the following resolution with or without modification:

“RESOLVED THAT consent & approval of the members of Dewan Salman Fibre Limited (the “Company”) be and is hereby accorded for transmission of annual audited accounts, notices of general meetings and other information contained therein of the Company to the members for future years commencing from the year ending on June 30, 2018 through CD or DVD or USB instead of transmitting the same in hard copies.

“FURTHER RESOLVED THAT appointment of non-members as proxy in case of e-voting be and is hereby approved”.

“FURTHER RESOLVED THAT in connection with the resolution passed above and subject to the necessary approvals to be obtained from regulators and any consequent modifications thereon, the amendments / addition in Articles of Association of the Company which is laid before the members in the Statement under Section 134(3) and forms an integral part of this resolution be and are hereby approved”.

“RESOLVED THAT Mr. Zafar Asim, Chief Executive Officer & Director or Mr. Muhammad Hanif German, Company Secretary of the Company be and is hereby authorized to do all acts, deeds and things, take or cause to be taken all necessary actions to comply with all legal formalities and requirements and file necessary documents as may be necessary or incidental for the purpose of implementing this resolution.”

“Statement under Section 134(3) of the Companies Act, 2017, concerning the Special Business, is attached along with the Notice circulated to the members of the Company, and is deemed an integral part hereof”

By Order of the Board



Muhammad Hanif German
Company Secretary

Dated: October 02, 2017

Place : Karachi.

**NOTES:**

1. The Share Transfer Books of the Company will remain closed for the period from October 24, 2017 to October 31, 2017 (both days inclusive).
2. Members are requested to immediately notify change in their addresses, if any, at our Shares Registrar Transfer Agent BMF Consultants Pakistan (Private) Limited, located at Anum Estate Building, Room No. 310 & 311, 3rd Floor, 49 Darul Aman Society, Main Shahrah-e-Faisal, Adjacent Baloch Colony Bridge, Karachi, Pakistan.
3. A member of the Company entitled to attend and vote at this meeting, may appoint another member as his/her proxy to attend and vote instead of him/her. Proxies, in order to be effective, must be received by the Company at the above-said address, not less than 48 hours before the meeting.
4. CDC Account holders will further have to observe the following guidelines, as laid down in Circular 01 dated January 20, 2000, issued by the Securities and Exchange Commission of Pakistan:
 - a) **For Attending Meeting:**
 - i) In case of individual, the account holder or sub-account holder, and/or the person whose securities are in group account and their registration details are uploaded as per the regulations, shall authenticate his/her identity by showing his/her original National Identity Card (CNIC), or original passport at the time of attending the meeting.
 - ii) In case of corporate entity, the Board of Directors' resolution/power of attorney, along with the specimen signature of the nominee, shall be produced (unless it has been provided earlier) at the time of meeting.
 - b) **For Appointing Proxies:**
 - i) In case of individual, the account holder or sub-account holder, and/or the person whose securities are in group account and their registration details are uploaded as per the regulations, shall submit the proxy form as per the above requirements.
 - ii) Two persons, whose names, addresses, and CNIC numbers shall be mentioned on the form, shall witness the proxy.
 - iii) Attested copies of CNIC or passport of the beneficial owners and proxy shall be furnished along with the proxy form.
 - iv) The proxy shall produce his/her original CNIC or original passport at the time of the meeting.
 - v) In case of corporate entity, the Board of Directors' resolution/power of attorney, along with the specimen signature of the nominee, shall be produced (unless it has been provided earlier) along with the proxy form to the Company.
5. **Notice to Shareholders who have not provided CNIC:**

CNIC of the shareholders is mandatory in terms of directive of the Securities and Exchange Commission of Pakistan contained in S.R.O. 831(1)/2012 dated July 05, 2012 for the issuance of future dividend warrants etc. and in the absence of such information, payment of dividend may be withheld in term of SECP's above mentioned directive. Therefore, the shareholders who have not yet provided their CNICs are once again advised to provide the attested copies of their CNICs directly to our Shares Registrar without any further delay.
6. **Mandate for E-DIVIDENDS for shareholders:**

In order to make process of payment of cash dividend more efficient, e-dividend mechanism has been envisaged where shareholders can get amount of dividend credited into their respective bank accounts electronically without any delay. In this way, dividends may be instantly credited to respective bank accounts and there are no chances of dividend warrants getting lost in the post, undelivered or delivered to the wrong address, etc. The Securities and Exchange Commission of Pakistan (SECP) through Notice No. 8(4) SM/CDC 2008 dated April 5, 2013 had advised all Listed Companies to adopt e-dividend mechanism due to the benefits it entails for shareholders. In view of the above, you are hereby encouraged to provide a dividend mandate in favor of e-dividend by providing dividend mandate form duly filled in and signed.

7. Electronic Transmission of Financial Statements Etc.:

SECP through its notification No. SRO 787(1)/2014 dated September 8, 2014 has allowed companies to circulate Annual Audited Financial Statements along with Notice of Annual General Meeting through email instead of sending the same through post, to those members who desires to avail this facility. The members who desire to opt to receive aforesaid statements and notice of AGM through e-mail are requested to provide their written consent on the Standard Request Form available on the Company's website: <http://www.yousufdewan.com/DSFL/index.html>

STATEMENT UNDER SECTION 134(3) OF THE COMPANIES ACT. 2017

This statement is annexed as an integral part of the Notice of the Annual General Meeting of Dewan Salman Fibre Limited ("the Company" or "DSFL") to be held on **Tuesday, October 31, 2017, at 12:00 noon**, at Plot No. 6, Street No. 9, Fayyaz Market, G-8/2, Islamabad, Pakistan; and sets out the material facts concerning the Special Business to be transacted at the Meeting.

Special Business**1. Circulation of Annual Reports through CD/DVD/USB:-**

Securities and Exchange Commission of Pakistan has vide S.R.O. 470(I)/2016 dated May 31, 2016 allowed the companies to circulate the annual audited accounts, notices of general meetings and other information contained therein of the Company to its members through CD/DVD/USB subject to consent of the shareholders in the general meeting. This will save time and expenses incurred on printing of the annual reports.

The Company shall supply the hard copies of the aforesaid documents to the shareholders on demand, free of cost within one week of such demand. After approval of the shareholders, the Company will place a Standard Request Form on its website to communicate their need of hard copies of the documents along with the postal and email address of the Company Secretary/Share Registrar to whom such requests shall be made.

Accordingly, the Directors of the Company have no interest in the Special Business except in their capacity as shareholders and Directors of the Company.

"RESOLVED THAT consent & approval of the members of Dewan Salman Fibre Limited (the "Company") be and is hereby accorded for transmission of annual audited accounts, notices of general meetings and other information contained therein of the Company to the members for future years commencing from the year ending on June 30, 2018 through CD or DVD or USB instead of transmitting the same in hard copies.

2. To consider, and if thought appropriate, approve and resolve the passing of the following proposed special resolutions in respect of alterations to the Articles of Association of the Company.**i). Addition of Clause 50-A of the Articles of Associations of the Company.**

The provisions and requirements for e-voting including instrument for appointing proxy as prescribed by regulatory authority from time to time shall be deemed to be incorporated in these Articles, irrespective of the other provisions of these Articles of Association and notwithstanding anything contradictory therein.

"RESOLVED THAT appointment of non-members as proxy in case of e-voting be and is hereby approved".

"FURTHER RESOLVED THAT in connection with the resolution passed above and subject to the necessary approvals to be obtained from regulators and any consequent modifications thereon, the amendments / addition in Articles of Association of the Company which is laid before the members in the Statement under Section 134(3) and forms an integral part of this resolution be and are hereby approved".

The Directors of the Company are not directly or indirectly interested with the affairs of the Special Business, which nevertheless is intended to streamline the above-said provision of the Articles of Association of the Company with the like provision of the Companies Ordinance, 1984, and also acts and benefits to the business convenience of the Company, and its Board of Directors taken as a whole.



DIRECTORS' REPORT

IN THE NAME OF ALLAH; THE MOST GRACIOUS AND MERCIFUL

IF YE GIVE THANKS, I WILL GIVE YOU MORE (HOLY QURAN)

Your directors present to you the Twenty eighth Report of the company together with the Audited Accounts for the year ending June 30, 2017.

Despite of our best efforts, manufacturing operation of the country's largest polyester and only acrylic manufacturing plant in the current financial year could not be started. It is unfortunate that due to closure of Dewan Salman Fibre Limited (DSFL), short fall in the demand of polyester fibre and acrylic fibre is met by import of these commodities. This not only results in spending of huge foreign exchange but also deprives people of the country to earn honorable livings.

Management of your company has made various proposals for the restructuring of the company and all these proposals have been discussed with financial institutions to make it workable but unfortunately positive results have not yet emerged.

OPERATING AND FINANCIAL RESULTS

During the year under review, your company recorded turnover of Rs.Nil (2016: Nil.) There is gross loss amounting to Rs. 556.146 million. (2016: Rs. 604.037 million)

We humbly and gratefully bow our heads before Almighty Allah, and pray for his blessings for early revival of our company during this difficult period.

INDUSTRY OVERVIEW

The year under review was quite satisfactory for the polyester industry in terms of sales, capacity utilization and margins. Since the anti-dumping duty on the Chinese PSF was in place during the period under review therefore the Chinese PSF has been replaced to some extent by the local and Thai/Indonesian PSF as well since there was no anti-dumping on Thai/Indonesian PSF. However, the overall market size did not show any noticeable increase during the period under review.

The downstream industry remained under pressure as the local yarn market kept fluctuating and many spinning mills found it difficult to sustain their operations in a smooth way. However, the uninterrupted Gas and imported LNG supply kept their operations running which help in reducing their cost of production to some extent. Due to this factor, the PSF consumption also remained steady. The local yarn rates were not generally in accordance with the PSF price most of the

time during the period under review which compelled several spinning units to close down their operations temporarily.

Since your company's operations are closed, it seems to be quite difficult to resume the operations of your company in near future.

AUDITORS' OBSERVATION

Auditors of the company have qualified their report on certain instances, the para wise comments are given as under:

- a) In Para (a) of their report they did not agree with the going concern assumption used in preparation of financial statements accordingly they have given their adverse opinion on the financial statements. The management is in process of negotiation with banks and is confident that the outcome will be positive. The justifications regarding preparation of financial statements on going concern assumption are more fully explained in note 2 to the financial statement.
- b) The company has not made provision of mark-up for the year amounting to Rs.1.630 billion (up to 30 June 2016: Rs.16.005 billion) on its mark-up bearing liabilities. The management has approached its bankers/financial institutions for restructuring of its long-term and short-term obligations. The management is confident that the company's restructuring proposals will be accepted by the bankers/financial institutions. Therefore, the company has not made any provision for mark-up as they will not be payable.
- c) Para (c) of the report relates to valuation and classification of investment in Dewan Petroleum (Pvt.) Ltd. using the equity method as required under International Accounting Standard – 28 'Investment in associates' which the company has classified as held for sale. The auditors are of the view that since the shareholders' approval sought by the company in extra ordinary general meeting held on June 23, 2008 stands expired during the year therefore the investment should be valued using equity method. Investment has been classified as held for sale upon management's intention to sell the same. Although the shareholders' approval has been expired but the management will seek further shareholder's

approval before disposal of the same.

- d) Para (d) of the report relates to Trade debts amounting to Rs. 1.744 billion are stagnant, not being recovered, against which a provision of Rs.0.495 billion has been made so far. Since these trade debts are doubtful of recovery therefore the provision should be made there against. Had provision been made, loss for the period would have been further higher by Rs.1.251 billion.

Management of your company making utmost efforts to recover these debts and we believe that there will be a positive response from debtors in future.

DIVIDEND

In view of the closure of the company and loss after taxation due to adverse business conditions for the year under review, no dividend has been recommended by the Board of Directors.

CODE OF CORPORATE GOVERNANCE

The directors of your company are aware of their responsibilities under the Code of Corporate Governance, incorporated in the Listing Regulations of Stock Exchanges in the country under instructions from Security & Exchange Commission of Pakistan. We are taking all necessary steps to ensure Good Corporate Government in your company as required by the code. None of the Directors, CEO, CFO, Company Secretary, their spouses and minor children have traded in the shares of the Company.

BOARD MEETING

During the year six meetings of the Board of Directors were held. Directors' attendance in these meetings is as under:

Name of Directors	No. of meetings Attended
Dewan Muhammad Yousuf Farooqui	5
Dewan Abdul Rehman Farooqui	1
Mr. Haroon Iqbal	6
Mr. Aziz-ul-Haque	6
Mr. Mohammad Baqar Jafferri	5
Mr. Zafar Asim	6
Syed Muhammad Anwar	6
Mr. Ghazanfar Babar	6

AUDIT COMMITTEE MEETING

During the year four meetings of the audit committee were held. Members' attendance in these meetings is as under:

Name of Directors	No. of meetings Attended
Mr. Aziz-ul-Haque	4
Mr. Haroon Iqbal	4
Syed Muhammad Anwar	4

HUMAN RESOURCE AND REMUNERATION COMMITTEE MEETING

During the year one meeting of the human resource committee was held. Members' attendance in this meeting is as under:

Name of Directors	No. of meetings Attended
Dewan Muhammad Yousuf Farooqui	1
Dewan Abdul Rehman Farooqui	1
Mr. Haroon Iqbal	1

PATTERN OF SHARE HOLDING

The pattern of shareholdings of the company is attached to this report.

VOTE OF THANKS

The Board places on record its gratitude to its valued shareholders, Federal and Provincial Government functionaries, banks, financial institutions and customers of Salsbil, whose cooperation, continued support and patronage have enabled the company to achieve the desired results.

The Board also expresses its appreciation for the valuable services, loyalty and laudable efforts continuously rendered by the executives, staff members and workers of the company; it recognizes that they are most valuable assets of the Company.

AUDITORS

The Auditors of the Company, M/S Faruq Ali & Company Chartered Accountants and M/S Feroze Sharif Tariq & Company, Chartered Accountants, retire and being eligible, offer themselves for re-appointment under the terms of the code of corporate governance, they have been recommended by the audit committee for re-appointment as auditors until the conclusion of the next annual general meeting.

**YD**

A YOUSUF DEWAN COMPANY

CONCLUSION

In conclusion, we bow, beg and pray to Almighty Allah, Rahman-o-Raheem, in the name of our beloved prophet. Muhammad (Peace Be Upon Him), for continued showering of His blessings, Guidance,

Strength, Health and Prosperity on our Nation, Country and also pray to Almighty Allah to bestow peace, harmony, brotherhood and unity in true Islamic spirit to the whole of Muslim Ummah, Aameen, Summa Aameen.

LO-MY LORD IS INDEED HEARER OF PRAYER (HOLY QURAN)

By and under Authority of the Board of Directors

Zafar Asim

Chief Executive / Chairman Board of Directors

Dated: September 29, 2017
Place : Karachi.

FINANCIAL HIGHLIGHTS

	Rupees in million					
	2012	2013	2014	2015	2016	2017
Turnover	184	-	-	-	-	-
Less: Govt. Levy & Commission	-	-	-	-	-	-
Sales (Net)	184	-	-	-	-	-
Gross Profit/(Loss)	(901)	(779)	(693)	(632)	(567)	(519)
Profit (loss) before Tax	(1,631)	(1,257)	(1,130)	(1,042)	(868)	(709)
Profit (loss) after Tax	(1,518)	(1,151)	(1,006)	(939)	(777)	(631)
Gross Assets Employed	12,478	11,341	10,208	9,222	8,400	10,974
Return on Equity	-21.26%	-14.34%	-11.15%	-9.42%	-7.23%	-6.99%
Current assets	4,059	3,641	3,175	2,792	2,500	2,322
Shareholders Equity	(7,141)	(8,026)	(9,023)	(9,968)	(10,742)	(9,029)
Long Term Debts & Deferred Liabilities	1,626	1,283	1,111	1,015	937	1,784
Current Liabilities	17,993	18,084	18,120	18,175	18,204	18,218
Gross Profit / Loss Ratio	-489.67%	-	-	-	-	-
Net Profit Ratio	-825.00%	-	-	-	-	-
Debt/Equity Ratio	(0.23)	(0.16)	(0.12)	(0.10)	(0.09)	(0.20)
Current Ratio	0.23	0.20	0.18	0.15	0.14	0.13
Earning per Sahre	(4.14)	(3.14)	(2.75)	(2.56)	(2.12)	(1.72)
Divided (Percentage)	-	-	-	-	-	-
-Cash	-	-	-	-	-	-
-Stock	-	-	-	-	-	-
Production						
Volume(Tons)	-	-	-	-	-	-



STATEMENT OF COMPLIANCE WITH THE CODE OF CORPORATE GOVERNANCE FOR THE YEAR ENDED JUNE 30, 2017

The statement is being presented to comply with the Code of Corporate Governance (“CCG”) contained in the Listing Regulation No. 5.19.24 of the Rule Book of Pakistan Stock Exchange Limited (“PSX”) for the purpose of establishing a framework of good governance, whereby a listed company is managed in compliance with the best practices of corporate governance.

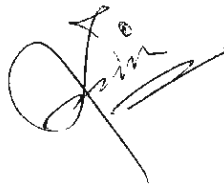
The company has applied the principles contained in the CCG in the following manner:

1. The Company encourages representation of independent non-executive directors and directors representing minority interests on its Board of Directors. At present the board includes One Independent Director, Two Non-Executive Directors and Four Executive Directors of the Company.

Category	Names
Independent Director	Mr. Asghar Iqbal
Executive Directors	Mr. Zafar Asim Mr. Saleem-ul-Haque
Non Executive Directors	Mr. Hafeez Ahmed Mr. Muhammad Irfan Ali Mr. Muhammad Wajid Mr. Ahsan Bilal

2. The Directors have confirmed that none of them is serving as a director on more than seven listed companies, including this Company.
3. All the resident directors of the company are registered as taxpayers and none of them has defaulted in payment of any loan to a banking company, a DFI or an NBFIs or, being a member of a stock exchange, has been declared as a defaulter by that stock exchange.
4. During the year casual vacancies were occurred on the board on August 19, 2016, May 9, 2017, May 22, 2017 and June 14, 2017 which was filled up by the board on August 29, 2016, May 9, 2017, May 23, 2017 and June 14, 2017 respectively.
5. The company has prepared a “Code of Conduct” and has ensured that appropriate steps have been taken to disseminate it throughout the company along with its supporting policies and procedures.
6. The board has developed a vision/mission statement overall corporate strategy and significant policies of the company. A complete record of particulars of significant policies along with the dates on which they were approved or amended has been maintained.
7. All the powers of the board have been duly exercised and decisions on material transactions including appointment and determination of remuneration and terms and conditions of employment of the CEO, other executive and non-executive directors have been taken by the board/shareholders.
8. The meetings of the board were presided over by the Chairman and, in his absence, by the director elected by the board for this purpose and the board met at least once in every quarter. Written notices of the board meetings, along with agenda and working papers were circulated at least seven days before the meetings. The minutes of the meetings were appropriately recorded and circulated.
9. In accordance with the criteria specified on clause 5.19.7 of CCG, one director is qualified directors’ training program and rest of the Directors to be trained in coming next session of Directors’ Training Program.
10. The Board has approved the appointment of Chief Financial Officer of the Company during the year. However, there was no change in the position of Company Secretary and Head of Internal Audit during the year.

11. The Directors report for this year has been prepared in compliance with the requirement of the CCG and fully describes the salient matters required to be disclosed.
12. The financial statements of the company were duly endorsed by CEO and CFO before approval of the board.
13. The director, CEO and executives do not hold any interest in the shares of the company other than the disclosed in the pattern of shareholding.
14. The company has complied with all the corporate and financial reporting requirements of CCG.
15. The board has formed an Audit Committee. It comprises three members of whom one is an independent director, who is also the Chairman and two members are non-executive directors.
16. The meetings of the audit committee were held at least once every quarter prior to approval of interim and final results of the company and as required by CCG. The terms of reference of the committee have been formed and advised to the committee for compliance.
17. The board has formed an HR and Remuneration Committee. It comprises of three members of whom one is an executive director and two are non-executive director and the Chairman of the committee is a non-executive director.
18. The board has set up an effective internal audit function. The staffs are considered suitably qualified and experienced for the purpose and are conversant with the policies and procedures of the company.
19. The statutory auditors of the company have confirmed that they have been given a satisfactory rating under the quality control review program of the ICAP, that they or any of the partners of the firm, their spouses and minor children do not hold shares of the company and that the firm and all its partners are in compliance with International Federation Accountants (IFAC) guidelines on code of ethics are adopted by the ICAP.
20. The statutory auditors or the persons associated with them have not been appointed to provide other services except in accordance with the listing regulations and the auditors have confirmed that they have observed IFAC guidelines in this regard.
21. The closed period, prior to the announcement of interim/final results, and business decisions, which may materially effect the market price of company's securities, was determined and intimated to directors, employees and stock exchange.
22. Material / price sensitive information has been disseminated among all market participants at once through stock exchange.
23. The Company has complied with the requirements relating to maintenance of register of persons having access to inside information by designated senior management officer in a timely manner and maintained proper record including basis for inclusion or exclusion of names of persons from the said list.
24. We confirm that all the other material principles enshrined in the CCG have been complied with.



Zafar Asim

Chief Executive / Chairman Board of Directors

Dated: September 29, 2017
Place : Karachi.

**YD**

A YOUSUF DEWAN COMPANY

Feroze Sharif Tariq & Co.**CHARTERED ACCOUNTANTS**4 / N / 4, BLOCK-6, P.E.C.H. SOCIETY
KARACHI-75400**FARUQ ALI & CO.****CHARTERED ACCOUNTANTS**C-88, Ground Floor, KDA Scheme No.1,
Main Karsaz Road, Opp. Maritime
Museum, Karachi.**REVIEW REPORT TO THE MEMBERS ON STATEMENT OF COMPLIANCE
WITH BEST PRACTICES OF CODE OF CORPORATE GOVERNANCE**

We have reviewed the enclosed Statement of Compliance with the best practices contained in the Code of Corporate Governance (the Code) prepared by the Board of Directors (the Board) of Dewan Salman Fiber Limited (the Company) for the year ended 30 June 2017 to comply with the code contained in regulation no. 5.19 of the Rule Book of Pakistan Stock Exchange where the Company is listed.

The responsibility for compliance with the Code is that of the Board of the Company. Our responsibility is to review, to the extent where such compliance can be objectively verified, whether the Statement of Compliance reflects the status of the Company's compliance with the provisions of the Code and report if it does not and to highlight any non-compliance with the requirements of the Code. A review is limited primarily to inquiries of the Company's personnel and review of various documents prepared by the Company to comply with the Code.

As a part of our audit of the financial statements, we are required to obtain an understanding of the accounting and internal control systems sufficient to plan the audit and develop an effective audit approach. We are not required to consider whether the Board's statement on internal control covers all risks and controls or to form an opinion on the effectiveness of such internal controls, the Company's corporate governance procedures and risks.

The Code requires the Company to place before the Audit Committee and upon recommendation of the Audit Committee, place before the Board for their review and approval its related party transactions distinguishing between transactions carried out on terms equivalent to those that prevail in arm's length transactions and transactions which are not executed at arm's length price and recording proper justification for using such alternate pricing mechanism. We are only required and have ensured compliance of this requirement to the extent of the approval of the related party transactions by the Board upon recommendation of the Audit Committee. We have not carried out any procedures to determine whether the related party transactions were under taken at arm's length price or not.

Following instance of non-compliance with the requirements of the Code were observed which are not stated in the Statement of Compliance:

- Chairman of the Company has been elected from executive directors, furthermore he also holds position of Chief Executive Officer, whereas code requires that chairman shall be elected from non-executive directors and chairman and Chief Executive Officer shall not be the same person;

Based on our review, except for the above instance of non-compliance, nothing has come to our attention which causes us to believe that the Statement of Compliance does not appropriately reflect the Company's compliance, in all material respects, with the best practices contained in the Code as applicable to the Company for the year ended 30 June 2017.

**Chartered Accountants
(Muhammad Ghalib)**

**Chartered Accountants
(Muhammad Faisal Nini)**

Karachi: September 29, 2017

Feroze Sharif Tariq & Co.

CHARTERED ACCOUNTANTS

4 / N / 4, BLOCK-6, P.E.C.H. SOCIETY
KARACHI-75400**FARUQ ALI & CO.**

CHARTERED ACCOUNTANTS

C-88, Ground Floor, KDA Scheme No.1,
Main Karsaz Road, Opp. Maritime
Museum, Karachi.**AUDITORS' REPORT TO THE MEMBERS**

We have audited the annexed balance sheet of DEWAN SALMAN FIBRE LIMITED ('the Company') as at 30 June 2017 and the related profit and loss account, statement of comprehensive income, statement of cash flows and statement of changes in equity together with the notes forming part thereof, for the year then ended and we state that except for the matters discussed in para (a) to (e) below, we have obtained all the information and explanations which, to the best of our knowledge and belief, were necessary for the purpose of our audit.

It is the responsibility of the Company's management to establish and maintain a system of internal control, and prepare and present the above said statements in conformity with the approved accounting standards and the requirements of the repealed Companies Ordinance, 1984. Our responsibility is to express an opinion on these statements based on our audit.

We conducted our audit in accordance with the auditing standards as applicable in Pakistan. These standards require that we plan and perform the audit to obtain reasonable assurance about whether the above said statements are free of any material misstatement. An audit includes examining, on a test basis, evidence supporting the amounts and disclosures in the above said statements. An audit also includes assessing the accounting policies and significant estimates made by management, as well as, evaluating the overall presentation of above said statements. We believe that our audit provides a reasonable basis for our opinion and, after due verification, we report that:

- a) The financial statements of the Company for the year ended 30 June 2017 reflect loss after taxation of Rs.0.631 billion and as of that date it has accumulated losses of Rs.17.031 billion which resulted in net capital deficiency of Rs.13.018 billion and its current liabilities exceeded its current assets by Rs.15.896 billion and total assets by Rs.7.244 billion. The operations of the Company are closed since December 2008 due to working capital constraints. Furthermore, the Company has been unable to ensure timely repayment of debts owing to financial institutions due to liquidity problems and short-term finance facilities have expired and not been renewed by banks. Following course, certain lenders have gone into litigation for repayment of liabilities through attachment and sale of Company's hypothecated / mortgaged properties and certain lenders have also filed winding up petitions. These conditions lead us to believe that the going concern assumption used in preparation of these financial statements is inappropriate; consequently, the assets and liabilities should have been stated at their realizable and settlement amounts respectively.
- b) The Company has not made provision of markup for the year amounting to Rs.1.630 billion (up to 30 June 2016: Rs.16.005 billion) (refer note 28.1) on account of restructuring proposal offered to the lenders as described in note 2 to the financial statements. Non-provisioning of markup is based on management's hope that the restructuring proposal will be accepted by lenders in the proposed manner. In our opinion, since the proposal has not been accepted by the lenders so far and the lenders, instead of accepting the restructuring proposal, have preferred filing suits against the Company, therefore the provision of markup should be made in these financial statements. Had the provision of markup been made in the financial statements, the loss after taxation for the year would have been higher by Rs.1.630 billion and markup payable would have been higher and shareholders' equity would have been lower by Rs.17.636 billion.
- c) Investment in associate company 'Dewan Petroleum (Private) Limited' is disclosed as non-current assets held for sale (refer note 23 to the financial statements) although the resolution for the permission to sale the same has been expired during the financial year 2009. This investment is to be shown / valued at equity method as prescribed in International Accounting Standard – 28 'Investment in associates'. We are unable to quantify the effect of the same as latest audited accounts of Dewan Petroleum (Private) Limited were not made available.
- d) Trade debts amounting to Rs.1.746 billion are stagnant, not being recovered, against which a provision of Rs.0.495 billion has been made so far. Since these trade debts are doubtful for recovery therefore the provision should be made there against. Had the provision been made, loss for the year would have been further higher by Rs.1.251 billion.



- e) We did not observe counting of physical inventories as at 30 June 2017 as the management did not carry out the same. We were unable to satisfy ourselves by alternative means concerning the inventory quantities held at 30 June 2017 which are stated in the balance sheet at net value of Rs.813.589 million.
- f) In our opinion, proper books of accounts have been kept by the Company as required by the Companies Ordinance, 1984;
- g) in our opinion:
- i) except for the effects of matters referred in paragraphs (a) to (e) above; the balance sheet and profit and loss account together with the notes thereon have not been drawn up in conformity with the repealed Companies Ordinance, 1984, and are in agreement with the books of account and are further in accordance with accounting policies consistently applied;
- ii) the expenditure incurred during the year was for the purpose of the Company's business; and
- iii) the business conducted, investments made and the expenditure incurred during the year were in accordance with the objects of the Company;
- h) in our opinion and to the best of our information and according to the explanations given to us, because of significance of matters discussed in para (a), further coupled with the effects of matter discussed in Para (b) to (e) above, the balance sheet, profit and loss account, statement of comprehensive income, statement cash flows and statement of changes in equity together with the notes forming part thereof do not conform with approved accounting standards as applicable in Pakistan, and, do not give the information required by the repealed Companies Ordinance, 1984, in the manner so required and respectively do not give a true and fair view of the state of the Company's affairs as at 30 June 2017 and of the loss, comprehensive loss, its cash flows and changes in equity for the year then ended; and
- i) in our opinion, no Zakat was deductible at source under the Zakat and Ushr Ordinance, 1980.

**Chartered Accountants
(Muhammad Ghalib)**

**Chartered Accountants
(Muhammad Faisal Nini)**

Karachi: September 29, 2017

BALANCE SHEET

AS AT JUNE 30, 2017

EQUITY AND LIABILITIES

SHARE CAPITAL AND RESERVES

	Notes	2017 ----- (Rupees in '000) -----	2016 -----
Authorized share capital			
630,000,000 (2016: 630,000,000) Ordinary shares of Rs. 10/- each		6,300,000	6,300,000
90,000,000 (2016: 90,000,000) Preference shares of Rs. 10/- each		900,000	900,000
		7,200,000	7,200,000
Issued, subscribed and paid-up share capital	5	3,663,211	3,663,211
Reserves	6	(16,681,079)	(16,180,724)
		(13,017,868)	(12,517,513)
Surplus on revaluation of property, plant and equipment	7	3,989,317	1,775,765
NON CURRENT LIABILITIES			
Long term loans	8	180,911	162,734
Deferred liabilities	9	1,603,141	774,896
CURRENT LIABILITIES			
Trade and other payables	10	7,576,269	7,569,061
Short term borrowings	11	7,153,055	7,153,055
Overdue portion of long term loans	8	3,273,024	3,266,724
Overdue portion of lease liabilities	12	54,145	54,145
Provision for taxation		161,769	160,864
		18,218,262	18,203,849
CONTINGENCIES AND COMMITMENTS	13	--	--
		10,973,763	8,399,731
ASSETS			
NON-CURRENT ASSETS			
Property, plant and equipment	14	8,305,995	5,529,604
Long term investments	15	122,951	147,327
CURRENT ASSETS			
Stores and spares	16	813,589	867,845
Stock in trade	17	--	--
Trade debts - Unsecured	18	1,250,625	1,377,334
Advances	19	8,522	9,385
Short term deposits	20	160,553	160,553
Other receivables - Considered good	21	77,943	76,733
Cash and bank balances	22	10,585	7,950
		2,321,817	2,499,800
Non-current assets held for sale	23	223,000	223,000
		10,973,763	8,399,731

The annexed notes form an integral part of these financial statements.



Zafar Asim
Chief Executive /
Chairman Board of Directors



Hafeez Ahmed
Director



PROFIT AND LOSS ACCOUNT FOR THE YEAR ENDED JUNE 30, 2017

		2017	2016
	Notes	----- (Rupees in '000) -----	
Sales	24	—	—
Cost of sales	25	<u>(518,909)</u>	<u>(567,466)</u>
Gross loss		<u>(518,909)</u>	<u>(567,466)</u>
Operating expenses			
Distribution cost	26	<u>(1,657)</u>	<u>(1,403)</u>
Administrative expenses	27	<u>(35,580)</u>	<u>(35,168)</u>
		<u>(37,237)</u>	<u>(36,571)</u>
Operating loss		<u>(556,146)</u>	<u>(604,037)</u>
Finance cost	28	<u>(24,467)</u>	<u>(79,167)</u>
Provision for doubtful debts / advances / receivables		<u>(87,967)</u>	<u>(130,279)</u>
Provision for obsolescence and slow moving stocks and stores		<u>(54,256)</u>	<u>(54,256)</u>
Other income	29	<u>13,996</u>	<u>—</u>
		<u>(152,694)</u>	<u>(263,702)</u>
Loss before taxation		<u>(708,840)</u>	<u>(867,739)</u>
Taxation - Net	30	<u>77,916</u>	<u>90,346</u>
Loss after taxation		<u>(630,924)</u>	<u>(777,393)</u>
Loss per share - Basic and diluted (Rupees)	31	<u>(1.72)</u>	<u>(2.12)</u>

The annexed notes form an integral part of these financial statements.

Zafar Asim
Chief Executive /
Chairman Board of Directors

Hafeez Ahmed
Director

STATEMENT OF OTHER COMPREHENSIVE INCOME FOR THE YEAR ENDED JUNE 30, 2017

	2017	2016
	----- (Rupees in '000) -----	
Net loss after taxation	(630,924)	(777,393)
Revaluation during the year	3,254,496	--
Related deferred tax	(909,083)	--
Other comprehensive loss	2,345,413	--
<i>Items that may be reclassified subsequently to profit or loss</i>		
Net change in fair value of available-for-sale financial assets	--	1,124
Gain realized on sale of investments now reclassified to profit or loss	(2,336)	--
	(2,336)	1,124
<i>Items that will not be subsequently reclassified to profit or loss:</i>		
Incremental depreciation transferred from surplus on revaluation of property, plant and equipment	191,102	212,336
Related deferred tax	(59,242)	(67,948)
	131,860	144,388
Remeasurement of defined benefit liability	1,514	3,636
Deferred tax on remeasurement of defined benefit liability	(469)	(1,164)
	1,045	2,472
	1,845,058	(629,409)
Less: Component of comprehensive income not reflected in equity	(2,345,413)	--
Total comprehensive loss for the year	(500,355)	(629,409)

The annexed notes form an integral part of these financial statements.



Zafar Asim
Chief Executive /
Chairman Board of Directors



Hafeez Ahmed
Director



CASH FLOW STATEMENT FOR THE YEAR ENDED JUNE 30, 2017

	Notes	2017 ———— (Rupees in '000) ————	2016 ———— (Rupees in '000) ————
CASH FLOWS FROM OPERATING ACTIVITIES			
Loss before taxation		(708,840)	(867,739)
<i>Adjustments for non-cash and other items:</i>			
Depreciation	14.1	477,780	531,271
Unwinding of discount	28	18,177	16,351
Gain on sale of fixed assets	29	(1,891)	--
Gain on sale of investments	29	(9,769)	--
Gain realized on sale of investments	29	(2,336)	--
Provision for gratuity	9.1.8	3,498	2,471
Provision for doubtful debts / advances / receivables		87,967	130,279
Provision for obsolescence and slow moving stocks and stores	16.1	54,256	54,256
Finance cost		6,307	63,004
Cash outflows before working capital changes		(74,851)	(70,107)
<i>Movement in working capital</i>			
<i>(Increase) / decrease in current assets</i>			
Trade debts		39,665	107,322
Advances		313	(200)
Other receivables		(373)	(431)
<i>Increase / (decrease) in current liabilities</i>			
Trade and other payables		4,838	(35,252)
		44,443	71,439
Cash (used in) / generated from operations		(30,408)	1,332
<i>Payments for:</i>			
Staff gratuity	9.1.4	(2,099)	(2,131)
Finance cost		(9)	(4)
Taxation		(324)	(249)
		(2,432)	(2,384)
Net cash outflows from operating activities		(32,840)	(1,052)
CASH FLOWS FROM INVESTING ACTIVITIES			
Sale proceeds of fixed assets		2,216	--
Sale proceeds of long term investment		33,259	--
Net cash inflows from investing activities		35,475	--
CASH FLOWS FROM FINANCING ACTIVITIES			
Net (decrease) / increase in cash and cash equivalents		2,635	(1,052)
Cash and cash equivalents at beginning of the year		(2,964,945)	(2,963,893)
Cash and cash equivalents at end of the year	32	(2,962,310)	(2,964,945)

The annexed notes form an integral part of these financial statements.


Zafar Asim
Chief Executive /
Chairman Board of Directors

Hafeez Ahmed
Director

STATEMENT OF CHANGES IN EQUITY FOR THE YEAR ENDED JUNE 30, 2017

	Issued, subscribed and paid-up capital	General Reserve	Unrealized gain due to changes in fair value of investments	Accumulated Loss	Total
	(Rupees in '000)				
Balance as on 1 July 2015	3,663,211	350,000	1,212	(15,902,527)	(11,888,104)
Total comprehensive loss for the year					
Loss for the year ended 30 June 2016	--	--	--	(777,393)	(777,393)
Net change in fair value of available-for-sale financial assets - Net of tax	--	--	1,124	--	1,124
Incremental depreciation transferred from surplus on revaluation of property, plant and equipment - Net of tax	--	--	--	144,388	144,388
Remeasurement of defined benefit liability - Net of tax	--	--	--	2,472	2,472
	--	--	1,124	(630,533)	(629,409)
Balance as at 30 June 2016	3,663,211	350,000	2,336	(16,533,060)	(12,517,513)
Total comprehensive loss for the year					
Loss for the year ended 30 June 2017	--	--	--	(630,924)	(630,924)
Gain realized on sale of investments now reclassified to profit or loss	--	--	(2,336)	--	(2,336)
Incremental depreciation transferred from surplus on revaluation of property, plant and equipment - Net of tax	--	--	--	131,860	131,860
Remeasurement of defined benefit liability - Net of tax	--	--	--	1,045	1,045
	--	--	(2,336)	(498,019)	(500,355)
Balance as at 30 June 2017	3,663,211	350,000	--	(17,031,079)	(13,017,868)

The annexed notes form an integral part of these financial statements.



Zafar Asim
Chief Executive /
Chairman Board of Directors



Hafeez Ahmed
Director



NOTES TO THE FINANCIAL STATEMENTS FOR THE YEAR ENDED JUNE 30, 2017

1 STATUS AND NATURE OF BUSINESS

The Company was incorporated in Pakistan on 4 October 1989 and its shares are listed on Karachi, Lahore and Islamabad Stock Exchanges (now Pakistan Stock Exchange). It is engaged in manufacture and sale of polyester, acrylic fibre and tow products. The registered office of the Company is situated at Dewan Centre, House No. 58, Margalla Road, F-7/2, Islamabad, Pakistan.

2 GOING CONCERN ASSUMPTION

The financial statements for the year ended 30 June 2017 reflect loss after taxation of Rs.0.631 billion (2016: Rs.0.777 billion) and as of that date it has accumulated losses of Rs.17.031 billion (2016: Rs.16.533 billion) which have resulted in net capital deficiency of Rs.13.018 billion (2016: Rs.12.518 billion) and its current liabilities exceeded its current assets by Rs.15.896 billion (2016: Rs.15.704 billion) and total assets by Rs.7.244 billion (2016: Rs.9.804 billion). The operations of the Company are closed since December 2008 due to working capital constraints. Further, the Company has been unable to ensure timely repayments of debts owing to financial institutions due to liquidity problems and short term finance facilities have not been renewed by banks. Following course most of the lenders have gone into litigation for repayment of liabilities through attachment and sale of Company's hypothecated / mortgaged properties and certain lenders have also filed winding up petitions. These conditions indicate the existence of material uncertainty, which may cast significant doubt about Company's ability to continue as going concern.

These financial statements have been prepared on going concern assumption because the above conditions are temporary and would reverse. The management is confident that the outcome will be positive as the Company is negotiating re-profiling of the debt with all the lenders and is expected to be closed in near future. Accordingly the Company has approached its lenders for the restructuring of its entire debt in the following manner:

- a) All the debt obligations of the Company be converted into interest bearing long term loan in proportion to their respective current exposures;
- b) Principal to be repaid in 12 years in equal quarterly installments commencing from the 28th month of the restructuring date;
- c) Mark-up payable as on December 31, 2008 to be freezed and paid quarterly over a period of three years commencing after 3 months from the restructuring date;

The management believes that the restructuring proposal presented is workable and would enable the Company to service its debts. Therefore, the management is confident that the proposal will be accepted by its lenders. Accordingly, these financial statements have been prepared on a going concern basis.

3 BASIS OF PREPARATION

3.1 Statement of compliance

During the year, the Companies Act 2017 (the Act) has been promulgated, however, Securities and Exchange Commission of Pakistan (SECP) vide its circular number 17 of 2017 dated 20 July 2017 communicated Commission's decision that the companies whose financial year closes on or before 30 June 2017 shall prepare their financial statements in accordance with the provisions of the repealed Companies Ordinance, 1984. Accordingly, these financial statements have been prepared in accordance with approved accounting standards as applicable in Pakistan with the exception of departure of IFRS as mentioned in note 28.1 to the financial statements, for which the management concludes that provisioning of mark up (note 28.1) would conflict with the objectives of the financial statements. Approved accounting standards comprise of such International Financial Reporting Standards (IFRS) issued by the International Accounting Standards Board (IASB) and Islamic Financial Accounting Standards (IFAS) issued by the Institute of Chartered Accountants of Pakistan (ICAP) as are notified under the repealed Companies Ordinance, 1984, provisions of and directives issued under the repealed Companies Ordinance, 1984. In case requirements differ, the provisions or directives of the repealed Companies Ordinance, 1984 shall prevail.

3.2 Basis of measurement

These financial statements have been prepared under the historical cost convention except the obligation in respect of gratuity fund which is measured at present value.

3.3 Standards, interpretations and amendments applicable to financial statements**3.3.1 New standards, interpretations and amendments**

The accounting policies adopted in the preparation of these financial statements are consistent with those of the previous financial year except that the Company has adopted the following accounting standards and amendments which became effective for the current year:

IFRS 10 - Consolidated Financial Statements, IFRS 12 Disclosure of Interests in Other Entities and IAS 27 Separate Financial Statements: Investment Entities: Applying the Consolidation Exception (Amendment)

IFRS 11 - Joint Arrangements: Accounting for Acquisition of Interest in Joint Operation (Amendment)

IAS 1 - Presentation of Financial Statements: Disclosure Initiative (Amendment)

IAS 16 - Property, Plant and Equipment and IAS 38 Intangible Assets: Clarification of Acceptable Method of Depreciation and Amortization (Amendment)

IAS 16 - Property, Plant and Equipment and IAS 41 Agriculture - Agriculture: Bearer Plants (Amendment)

IAS 27 - Separate Financial Statements: Equity Method in Separate Financial Statements (Amendment)

The adoption of the above accounting standards did not have any effect on the financial statements.

3.3.2 Annual improvements

IFRS 5 - Non-current Assets Held for Sale and Discontinued Operations - Changes in methods of disposal

IFRS 7 - Financial Instruments: Disclosures - Servicing contracts

IFRS 7 - Financial Instruments: Disclosures - Applicability of the offsetting disclosures to condensed interim financial statements

IAS 19 - Employee Benefits - Discount rate: regional market issue

IAS 34 - Interim Financial Reporting

3.3.3 Standards, interpretations and amendments to approved accounting standards that are not yet effective

The following amendments and interpretations with respect to the approved accounting standards as applicable in Pakistan would be effective from the dates mentioned below against the respective standard or interpretation:

Standard or interpretation	Effective date (annual periods beginning on or after)
IFRS 2 - Classification and Measurement of Share Based Payment Transactions (Amendments)	1 January 2018
IFRS 10 - Consolidated Financial Statements and IAS 28 Investment in Associates and Joint Ventures: Sale or Contribution of Assets between an Investor and its Associate or Joint Venture (Amendment)	Not yet finalized
IFRS 7 - Financial Instruments: Disclosures - Disclosure Initiative (Amendment)	1 January 2017
IAS 12 - Income Taxes - Recognition of Deferred Tax Assets for Unrealized losses (Amendments)	1 January 2017
IFRS 4 - Insurance Contracts: Applying IFRS 9 Financial Instruments with IFRS 4 Insurance Contracts - (Amendments)	1 January 2018
IAS 40 - Investment Property: Transfers of Investment Property (Amendments)	1 January 2018
IFRIC 22 - Foreign Currency Transactions and Advance Consideration	1 January 2018
IFRIC 23 - Uncertainty over Income Tax Treatments	1 January 2019

The Company expects that the adoption of the above amendments and interpretation of the standards will not affect the Company's financial statements in the period of initial application.

Further, following new standards have been issued by IASB which are yet to be notified by the SECP for the purpose of applicability in Pakistan.

Standard or interpretation	Effective date (annual periods beginning on or after)
IFRS 9 - Financial Instruments: Classification and Measurement	1 January 2018
IFRS 14 - Regulatory Deferral Accounts	1 January 2016
IFRS 15 - Revenue from Contracts with Customers	1 January 2018
IFRS 16 - Leases	1 January 2019
IFRS 17 - Insurance Contracts	1 January 2021

3.4 Functional and presentation currency

Items included in the financial statements are measured using the currency of the primary economic environment in which the Company operates. The financial statements are presented in Pak Rupees, which is the Company's functional and presentation currency and have been rounded off to the nearest thousand.

3.5 Use of estimates and judgements

The preparation of the financial statements in conformity with approved accounting standards as applicable in Pakistan, requires management to make judgments, estimates and assumptions that affect the application of policies and the reported amounts of assets and liabilities and income and expenses. Actual results may differ from these estimates.

Estimates and underlying assumptions are reviewed on an ongoing basis. Revisions to accounting estimates are recognised in the period in which the estimate is revised and in any future periods affected.

In particular, information about significant areas of estimation, uncertainty and critical judgments in applying accounting policies that have the most significant affect on the amounts recognised in the financial statements are as follows:

3.5.1 Operating fixed assets, revaluation and depreciation

The Company reviews appropriateness of the rate of depreciation, useful lives and residual values used in the calculation of depreciation. The estimates of revalued amounts of revalued assets are based on valuations carried out by a professional valuer. Further, where applicable, an estimate of the recoverable amount of assets is made for possible impairment on an annual basis. In making these estimates, the Company uses the technical resources available with the Company. Any change in the estimates in the future might affect the carrying amount of respective item of property, plant and equipment, with corresponding effects on the depreciation charge and impairment.

3.5.2 Trade debts and amount due from related parties

The Company reviews its doubtful debts at each reporting dates to assess whether provision should be recorded in the profit and loss account. In particular, judgment by management is required in the estimates of the amount and timing of future cash flows when determining the level of provision required. Such estimates are based on assumptions about a number of factors and actual results may differ, resulting in future changes to the provisions.

3.5.3 Income tax

In making the estimates for income tax currently payable by the Company, the management considers the current income tax laws and the decisions of appellate authorities on certain issues in the past.

3.5.4 Stores and spares

The Company reviews the net realizable value (NRV) and impairment of stores and spare parts to assess any diminution in the respective carrying values and wherever required provision for NRV / impairment is made. The calculation of provision involves the use of estimates with regards to future estimated use and past consumption along with stores and spares holding period.

3.5.5 Staff retirement benefits

Certain actuarial assumptions have been used as disclosed in these financial statements (note 9.1.2) for the actuarial valuation of unfunded gratuity scheme. Changes in these assumptions in future years may effect the liability under this scheme in those years.

4 SUMMARY OF SIGNIFICANT ACCOUNTING POLICIES**4.1 Property, plant and equipment and depreciation*****Owned***

Operating fixed assets except freehold and leasehold land are stated at cost or revalued / adjusted amounts less accumulated depreciation. Freehold and leasehold land are stated at cost and capital work-in-progress is stated at cost. Cost of certain property, plant and equipment and capital work in progress comprises of historical cost and the cost of borrowings during construction period in respect of loans taken for specific projects.

Depreciation charge is based on the reducing balance method at the rates specified in Note 14. Depreciation on additions is charged from the month of acquisition or transfer of assets from capital work in progress on proportionate basis.

An amount equal to the incremental depreciation charged on revalued property, plant and equipment is transferred from surplus on revaluation of property, plant and equipment to retained earnings.

Maintenance and normal repairs are charged to income as and when incurred; major renewals and improvements are capitalized and the assets so replaced, if any, are retired.

Gains and losses on disposal of assets are taken to profit and loss account.

Leased:

Assets subject to finance lease are initially recorded at lower of the present value of minimum lease payments under the lease agreements and the fair value of leased assets. The related obligation under the finance lease less financial charges allocated to future periods are shown as liability.

Depreciation charge is based on the reducing balance method at the rates specified in Note 14. Depreciation on additions is charged from the month of acquisition or transfer of assets from capital work in progress on proportionate basis.

Maintenance and normal repairs are charged to income as and when incurred; major renewals and improvements are capitalized and the assets so replaced, if any, are retired.

Gains and losses on disposal of assets are taken to profit and loss account.

4.2 Staff retirement benefits

The Company operates an unfunded Gratuity Scheme (the Plan) for eligible employees of the Company. The Company's obligation under the scheme is determined through actuarial valuation carried out at each year end under the Projected Unit Credit Method. Remeasurements which comprise actuarial gains and losses and the return on plan assets (excluding interest) are recognized immediately in other comprehensive income.

The Company determines the net interest expense (income) on the net defined benefit liability (asset) for the period by applying the discount rate used to measure the defined benefit obligation at the beginning of the annual period to the then-net defined benefit liability (asset), taking into account any changes in the net defined benefit liability (asset) during the period as a result of contribution and benefit payments. Net interest expense and current service cost are recognized in profit and loss account. The latest actuarial valuation was conducted by a qualified professional firm of actuaries as of 18 July 2016 using the "Projected Unit Credit Method".

4.3 Taxation**Current**

Provision for current taxation is based on current rates of tax after taking into account tax credits and rebates available, if any.

Deferred

Deferred tax is recognized on all major timing differences between the carrying amounts of assets and liabilities for financial reporting purposes and the amount used for taxation purposes.

4.4 Trade and other payables

Trade and other payables are recognized initially at fair value plus directly attributable cost, if any, and subsequently measured at amortized cost.

4.5 Borrowing costs

Borrowings costs are recognized as an expense in the period in which these are incurred except to the extent of borrowing cost that are directly attributable to the acquisition, construction or production of a qualifying asset. Such borrowing costs, if any, are capitalized as part of the cost of the relevant asset.

4.6 Investments

All investments are initially recognised at cost, being the fair value of the consideration given including the transaction costs associated with the investment. After initial recognition these are categorised and accounted for as follows:

Available for sale

Investments which the management intends to hold for indefinite period, but may be sold in response to the need for liquidity or changes in interest rates are classified as available-for-sale. These are initially recognized at cost, being the fair value of the consideration given including transaction costs associated with the investment. After initial recognition, these investments are remeasured at fair values with gains or losses on revaluation are recognized in equity until the investment is sold, collected or otherwise disposed off, or until the investment is determined to be impaired, at which time the cumulative gain or loss previously reported in equity is included in profit and loss account.

Long term investments

The investment in associated company is stated at cost. Impairment loss is recognized wherever the carrying amount of investment exceeds its recoverable amount. An impairment loss is recognised in income currently. The equity method of accounting has not been followed as the effect of applying this method is immaterial.

Held to maturity

Held to maturity investments are investments which have a fixed maturity and where the Company has a positive intent and ability to hold it till maturity. Subsequent to initial recognition, these are carried at amortised cost using the effective interest rate method. Amortisation of discount on acquisition of the investments is carried out using the effective yield method.

At fair value through profit and loss

Investments held for trading are classified at fair value through profit and loss account. These are measured at fair value which is re-assessed at each reporting date. In case of investments in open ended mutual funds, fair value is determined on the basis of period end Net Asset Value (NAV) as announced by the Asset Management Company. Changes in fair value are recognized in profit and loss account.

4.7 Stores and spares

These are valued at average cost except for those in transit, which are valued at cost.

4.8 Stock in trade

Raw and packing materials except for those in transit are valued at lower of average cost and net realizable value.

Work-in-process is valued at material cost only. Conversion costs are not included as these are not significant.

Finished goods are valued at lower of cost, which includes prime cost and appropriate portion of production overheads, and net realizable value.

Items in transit are valued at cost comprising invoice values plus other charges incurred thereon.

Net realizable value signifies the estimated selling price in the ordinary course of business less cost necessarily to be incurred to make the sale.

4.9 Trade debts

Trade debts and other receivables are stated initially at fair value and subsequently measured at amortized cost using the effective interest rate method, if applicable, less provision for impairment, if any. A provision for impairment is established where there is objective evidence that the Company will not be able to collect all amounts due according to the original terms of the receivables. Trade debts and receivables are written off when considered irrecoverable.

4.10 Offsetting of financial assets and financial liabilities

A financial asset and a financial liability is offset and the net amount reported in the balance sheet if the Company has a legally enforceable right to set-off the recognised amounts and intends either to settle on a net basis or to realize the asset and settle the liability simultaneously.

4.11 Foreign currency translation

Foreign currency transactions during the year are recorded at the exchange rates approximating those ruling on the date of the transaction. Monetary assets and liabilities in foreign currencies are translated at the rates of exchange which approximate those prevailing on the balance sheet date. Gains and losses on translation are taken to profit and loss account.

4.12 Transactions with related parties

All transactions with related parties are priced on an arm's length basis using Comparable Uncontrolled Price Method.

**4.13 Revenue recognition**

- Sales are recorded on dispatch of goods to customers.
- Return on bank deposits and investments are recognised on accrual basis.
- Dividend income is recognised when the Company's right to receive the dividend is established.

4.14 Provisions

Provisions are recognised in the balance sheet when the Company has a legal or constructive obligation as a result of a past event, it is probable that an outflow of resources embodying economic benefits will be required to settle the obligation and a reliable estimate can be made of the amount of the obligation. Provisions are reviewed at each balance sheet date and are adjusted to reflect the current best estimates.

4.15 Cash and cash equivalent

Cash and cash equivalents comprise cash and cheques in hand, balances with banks, term deposits with original maturity period of three months or less, short term running finances and temporary book overdrawn balances.

4.16 Financial instruments

The Company recognises financial asset or a financial liability when it becomes a party to the contractual provision of the instrument. Financial assets and liabilities are recognised initially at cost, which respectively is the fair value of the consideration given or received. These are subsequently measured at fair value or amortised cost, as the case may be.

Financial assets are derecognised when the contractual right to cash flows from the asset expire, or when substantially all the risks and reward of ownership of the financial asset are transferred. Financial liability is derecognised when its contractual obligations are discharged, cancelled or expired.

A financial asset is assessed at each reporting date to determine whether there is objective evidence that it is impaired. A financial asset is impaired if objective evidence indicates that a loss event has occurred after the initial recognition of the asset, and that the loss event had a negative effect on the estimated future cash flows of the asset.

4.17 Non-current assets held for sale

Non-current assets classified as held for sale are measured at the lower of their carrying amounts and fair value less cost to sell.

4.18 Impairment***Financial assets***

A financial asset is assessed at each balance sheet date to determine whether there is any objective evidence that it is impaired. A financial asset is impaired if there is objective evidence of impairment as a result of one or more events that occurred after the initial recognition of the asset, and that loss event(s) had an impact on the estimated future cash flows of that asset that can be estimated reliably. Objective evidence that the financial asset is impaired includes default or delinquency by a debtor, restructuring of an amount due to the Company on the terms that the Company would not consider otherwise, indications that a debtor or issuer will enter bankruptcy, adverse changes in the payment status of borrowers or issuers, economic conditions that correlate with defaults or the disappearance of an active market for a security.

An impairment loss in respect of a financial asset measured at amortised cost is calculated as the difference between its carrying amount and the present value of estimated cash flows discounted at the original effective interest rate. When an event occurring after the impairment was recognised causes the amount of impairment loss to decrease, the decrease in impairment loss is reversed through profit or loss.

Individually significant financial assets are tested for impairment on an individual basis. The remaining financial assets are assessed collectively in groups that share similar credit risk characteristics. All impairment losses are recognised in profit and loss account.

Non-financial assets

The carrying amounts of non-financial assets are assessed at each reporting date to ascertain whether there is any indication of impairment. If any such indication exists then the asset's recoverable amount is estimated. An impairment loss is recognised, as an expense in the profit and loss account, for the amount by which the asset's carrying amount exceeds its recoverable amount.

The recoverable amount is the higher of an asset's fair value less costs to sell and value in use. Value in use is assessed through discounting of the estimated future cash flows using a discount rate that reflects current market assessments of the time value of money and the risks specific to the asset. For the purpose of assessing impairment, assets are grouped at the lowest levels for which there are separately identifiable cash flows (cash-generating units). An impairment loss is reversed only to the extent that the asset's carrying amount does not exceed the carrying amount that would have been determined, net of depreciation or amortisation, if no impairment loss had been recognised.

5 ISSUED, SUBSCRIBED AND PAID-UP SHARE CAPITAL

2017 ----- (Rupees in '000)	2016 ----- (Rupees in '000)		2017 ----- (Rupees in '000)	2016 ----- (Rupees in '000)
65,000,000	65,000,000	Ordinary shares of Rs. 10/- each fully paid in cash	650,000	650,000
267,849,938	267,849,938	Ordinary shares of Rs. 10/- each issued as bonus shares	2,678,499	2,678,499
1,215,345	1,215,345	Ordinary shares of Rs. 10/- each issued against conversion of convertible bonds	12,154	12,154
32,255,800	32,255,800	Ordinary shares of Rs. 10/- each issued in exchange for 96,767,400 shares of Rs.10/- each of Dhan Fibres Limited	322,558	322,558
366,321,083	366,321,083		3,663,211	3,663,211

5.1 At reporting date, 156,433,140 shares (2016: 156,433,140 shares) were held by associated companies.

6 RESERVES

Revenue reserves:

General reserves	350,000	350,000
Unrealized gain due to changes in fair value of investments	--	2,336
Accumulated loss	(17,031,079)	(16,533,060)
	(16,681,079)	(16,180,724)

7 SURPLUS ON REVALUATION OF PROPERTY, PLANT AND EQUIPMENT

Surplus on revaluation of Property, plant and equipment - Opening	1,775,765	1,920,153
Surplus arising on revaluation during the year	2,345,413	--
Transferred to accumulated loss in respect of revaluation made during the year of incremental depreciation for the year - Net of tax	(131,861)	(144,388)
Surplus on revaluation of Property, plant and equipment - Closing	3,989,317	1,775,765

The following fixed assets of the Company were revalued on 30 June 2017. The revaluation was carried out by independent valuer M/s. Anderson Consulting (Private) Limited. Bases of revaluation are as follows:

- **Land**
Valuation of land is determined by obtaining key market data from property brokers, dealers and estate agents to ascertain the asking and selling prices of the property of the same nature in the immediate neighborhood and adjoining areas.
- **Building**
Revalued amount of building has been determined by reference to present depreciated replacement values after taking into consideration covered area and type of construction, age of civil and ancillary structures, physical conditions and level of preventive maintenance carried out by the Company.
- **Plant and machinery**
Revalued amount of plant and machinery has been determined by reference to present depreciated replacement values after taking into consideration the existence, level of maintenance and assessment of value of the machinery on the basis of its present conditions. Since the plant is not operational therefore assessment is carefully made to establish if the machinery can be put into operation after routine maintenance. New price is calculated according to the market values, applied suitable depreciation as per their condition, usage, life and maintenance and determined its Current Market Values.

The revaluation has resulted a further increase in surplus and corresponding carrying amounts of property, plant and equipment by Rs.3,254.496 million. The closing balance of surplus on revaluation of property, plant and equipment is not available for distribution to shareholders.

Particulars	Carrying value of assets before revaluation	Revalued amount	Revaluation surplus
----- (Rupees in '000) -----			
PSF Units			
Freehold land	95,429	155,000	59,571
Leasehold land	524,800	787,200	262,400
Factory building	430,123	1,167,606	737,483
Non-factory building	201,620	135,193	(66,427)
Plant and machinery	2,557,807	4,114,775	1,556,968
Acrylic Unit			
Factory building	166,286	337,261	170,975
Non-factory building	1,478	28,178	26,700
Plant and machinery	799,214	1,306,040	506,826
	<u>4,776,757</u>	<u>8,031,253</u>	<u>3,254,496</u>

	Notes	2017	2016
		----- (Rupees in '000) -----	
8 LONG TERM LOANS			
From Bank and Financial Institutions - Secured	8.1	3,273,024	3,266,724
Overdue portion - Shown under current liabilities		(3,273,024)	(3,266,724)
From related parties - Director - Unsecured, interest free		--	--
Original loan amount	8.2	379,645	379,645
Effects of fair value adjustments			
Opening balance		(216,911)	(233,262)
Unwinding of interest / discount for the year		18,177	16,351
Shareholder's contribution included in equity		(198,734)	(216,911)
Shareholder loan / fair value of the loan		180,911	162,734
		<u>180,911</u>	<u>162,734</u>

8.1 From Bank and Financial Institutions - Secured

Financier	Installments payable	Repayment period	Mark-up rate	Notes	2016	2015
					----- (Rupees in '000) -----	
From Bank and Financial Institutions - Secured						
Syndicate of banks	Half Yearly	2003-2008	3.75% over 6 months T-bill rate	8.1.1	58,333	58,333
International Finance Corporation (IFC) FCY-LOAN	Half Yearly	2005-2011	6.9% p.a.	8.1.2	1,785,000	1,779,900
International Finance Corporation (IFC) FCY-LOAN	Annual	2010	5% p.a.	8.1.3	420,000	418,800
Saudi Pak Industrial & Agricultural Investment Co. (Pvt.) Ltd.	Quarterly	2009	3% over six months KIBOR	8.1.4	49,000	49,000
National Bank of Pakistan	Quarterly	2011	2% over three months KIBOR	8.1.5	500,000	500,000
Allied Bank Limited	Monthly	2010	3.25% over three months KIBOR	8.1.6	460,691	460,691
					<u>3,273,024</u>	<u>3,266,724</u>

8.1.1 These represents term loans obtained from syndicate of commercial banks and are secured by way of first pari passu hypothecation charge on all the present and future property, plant and equipment of the Company.

8.1.2 This represents US Dollars 30 million term loan obtained from IFC to finance the setting up specialty fibre project and repayment of high cost loans. This is secured by way of hypothecation charge on all the present and future property, plant and equipment of the Company.

8.1.3 This represents the financing of US Dollars 4 million obtained under the "Convertible C Loan Agreement" dated 16 June 2003 from IFC to finance the setting up specialty fibre project and repayment of high cost loans. This is secured by way of first ranking security interests in all assets subject to the security documents.

A commitment fee shall be paid to IFC @ 0.5 % per annum beginning on the date of this agreement until the date of disbursement on the basis of a 360-days year and the actual number of days in the relevant period.

This loan shall repay the entire outstanding amount of the C Loan on the fourteenth interest payment date @ 5% per annum from the date of execution of this agreement i.e., February 24, 2004 unless prior to the fourteenth interest payment date, subject to any prior conversion of all or part of the C Loan pursuant to the conversion option. "The conversion option may be exercised by IFC one or several times, each time by delivering a notice of conversion. IFC shall subscribe for the conversion shares at the conversion price and shall pay by setting off with the C Loan. The conversion period commencing on the second anniversary of the date of this agreement and ending on the date when all amounts of whatsoever nature, outstanding has been paid to the entire satisfaction of IFC.

"According to agreement the basic conversion price is Rs.20/- per share. The conversion price per share obtained by applying the formula "" to multiply the basic conversion price with initial number of share divided by number of issued, subscribed, paid up shares as of the settlement date."" and the conversion shares calculated by applying the formula ""the part of the C Loan to be converted into US / Pak Rs official rate as of the settlement date divided by conversion price per share"" . "

There is further extension of convertible C Loan agreement with the acceptance of US 1 million dated 14 May 2004 with all the terms and conditions of the said agreement remains unchanged.



8.1.4 This represents loan for the purpose of working capital requirements and is secured by way of first pari passu hypothecation charge over fixed assets with 25% margin.

8.1.5 This represents term finance facility for the purpose of restructuring of the balance sheet of the Company and is secured by way of ranking charge over fixed assets with 25% margin and first pari passu hypothecation charge over all future stocks and receivables.

8.1.6 This represents term finance facility for the purpose of retiring present running finance & FADB outstanding and is secured by way of first pari passu charge over fixed assets with 25% margin.

8.2 This represents interest free loan and is repayable in lump sum on 30 June 2024. The loan from director has been measured at amortized cost in accordance with International Accounting Standard 39, Financial Instruments: Recognition and Measurement, and have been discounted using the weighted average interest rate of ranging 11.17% per annum.

	Note	2017	2016
(Rupees in '000)			
9 DEFERRED LIABILITIES			
Staff gratuity payable	9.1	160,883	163,368
Deferred tax liability - Net	9.2	1,442,258	611,528
		<u>1,603,141</u>	<u>774,896</u>

9.1 Staff gratuity payable

The Company operates unfunded gratuity scheme for its permanent eligible employees. Gratuity benefit is payable under the scheme to employees on cessation of employment due to death, retirement and resignation.

The gratuity is payable based on the last drawn gross pay and the number of years of services.

9.1.1 Number of employees under the scheme	<u>55</u>	<u>58</u>
---	-----------	-----------

9.1.2 Principal actuarial assumptions

The latest actuarial valuations of the above gratuity scheme were carried out as at 18 July 2016 under the Project Unit Credit Method. Principal actuarial assumptions used in the valuation of the scheme is as follows:

Financial assumptions

Expected rate of increase in salaries	6.25% p.a.	6.25% p.a.
Discount rate	7.25% p.a.	7.25% p.a.
Average expected remaining working life times of employees	8 years	7 years

Mortality rate is based on adjusted SL1C 2001-2005 with one year age set back mortality table.

9.1.3 Present value of defined benefit obligations

9.1.4 Movement in present value of defined benefit obligations

Net defined benefit liability - Opening		163,368	167,983
Expense chargeable to profit and loss account	9.1.5	3,498	2,471
Remeasurement gain transferred to OCI		(1,514)	(3,636)
Transfer to final settlement payable		(2,370)	(1,319)
Payments during the year		(2,099)	(2,131)
		<u>160,883</u>	<u>163,368</u>

	Note	2017 (Rupees in '000)	2016
9.1.5 Expense chargeable to profit and loss account			
Service cost	9.1.6	1,678	(69)
Net interest on net defined benefit liability		1,820	2,540
	9.1.8	<u>3,498</u>	<u>2,471</u>
9.1.6 Service cost			
Current service cost		1,768	2,064
Curtailment or settlements (gain)	9.1.7	(90)	(2,133)
		<u>1,678</u>	<u>(69)</u>
9.1.7			
The company has made gratuity settlements for number of members during the year based on their gratuity benefits accrued up to the date of going on leave, which resulted in settlement gain because of the release of liability held against those employees for the period after the date of going on leave. The said gain has been recognized immediately during the year as per requirements of IAS - 19.			
9.1.8 Allocation of charge for the year			
Cost of sales		2,551	1,631
Administrative expenses		947	840
		<u>3,498</u>	<u>2,471</u>
9.1.9 Balance sheet reconciliation			
Present value of defined benefit obligations		26,489	26,743
Frozen gratuity / payable to outgoing members		134,393	136,625
		<u>160,882</u>	<u>163,368</u>

9.1.10 Sensitivity analysis

Sensitivity analysis has been performed by varying on assumption keeping all other assumptions constant and calculating the impact on the present value of the defined benefit obligations under the gratuity scheme. The increase / (decrease) in the present value of defined benefit obligations as a result of change in each assumption is summarized below:

Present value of defined benefit obligation

Discount rate + 1%	24,131	24,341
Discount rate - 1%	29,211	29,513
Salary increase + 1%	29,211	29,513
Salary increase - 1%	24,098	24,298

9.2 Deferred tax liabilities - Net

Deferred tax liability / (asset) arising in respect of:

Accelerated tax depreciation	1,288,811	417,551
Finance lease transactions	18,171	17,844
Provisions and others	(533,184)	(505,668)
Accumulated tax losses and available tax credits	(3,587,761)	(3,616,137)
Deferred tax (asset)	<u>(2,813,964)</u>	<u>(3,686,410)</u>
Deferred tax asset not recognized	2,813,964	3,686,410
	--	--
Deferred tax liability in respect of:		
Revaluation net of related depreciation	1,442,258	611,528
	<u>1,442,258</u>	<u>611,528</u>



	Note	2017 (Rupees in '000)	2016
10 TRADE AND OTHER PAYABLES			
Trade creditors	10.1	7,287,740	7,290,796
Accrued expenses		281,894	272,097
Unclaimed TFCs redemption warrants		2,228	2,228
Others		4,407	3,940
		<u>7,576,269</u>	<u>7,569,061</u>

10.1 This mainly represent amount payable to banks in respect of overdue letter of credits.

11 SHORT TERM BORROWINGS

From banks and financial institutions - Secured

- Morabaha finance	621,530	621,530
- Short term loans	3,558,630	3,558,630
Short term running finance - Secured	2,970,019	2,970,019
Temporary book overdraft - Unsecured	2,876	2,876
	<u>7,153,055</u>	<u>7,153,055</u>

- The facilities for various loans and finances under mark-up arrangements available from various banks amount to Rs.8.766 billion (2016: Rs.8.766 billion) and carry mark up ranging from 1% to 4% (2016: 1% to 4%) over one to six months KIBOR. These facilities are secured by hypothecation of the Company's stock-in-trade and book debts and are generally for a period of one year renewable at the end of the period. These facilities have not been renewed by the banks, however, the renewal would take place at the finalization of the financial restructuring process. The lenders listed above are in litigation with the Company as more fully explained in note 13.1(a) to the financial statements.

12 OVERDUE PORTION OF LEASE LIABILITIES

Overdue portion of lease liabilities	<u>54,145</u>	<u>54,145</u>
--------------------------------------	---------------	---------------

- 12.1 The Company entered into lease agreements with various leasing companies to acquire gas generators to reduce the power costs. The rentals under these lease agreements are payable quarterly up to the period ended June 2011. Mark up rate ranging from 13.71% to 14.38% (2016: 13.71% to 14.38%) per annum have been used as discounting factors. The cost of operating and maintaining the leased assets will be borne by the Company. The Company intends to exercise its option to purchase the leased assets at its aggregate residual value of Rs.8.498 upon the completion / settlement of the respective lease. The lenders are in litigation with the Company as more fully explained in note 13.1(a) to the financial statements.

13 CONTINGENCIES AND COMMITMENTS

13.1 Contingencies

- (a) In respect of liabilities towards banks / financial institutions disclosed in note 8, 10, 11 and 12 to the financial statements, most of banks / financial institutions have filed suits in Honorable High Court of Sindh at Karachi for recovery of their liabilities through attachment and sale of Company's hypothecated / mortgaged properties. The aggregate suits amount is Rs. 22.297 billion, out of total suits amount four of the banks having suit to the extent of Rs. 2.435 billion has also filed winding up petition u/s 305 of the repealed Companies Ordinance, 1984. Since the Company is in dispute with banks / financial institutions therefore the estimated financial effect of litigations is not being disclosed, as it may have adverse affect on Company's position in the suits.

The management has disputed the claim and is strongly contesting the cases. The management has filed counter claims alleging that the banks claims are highly exaggerated as they have charged mark-up on mark-up and other levies higher than the rate of mark-up agreed and other charges in violation of State Bank of Pakistan rules and all other applicable laws of Pakistan. The management is hopeful that the decision will be in favour of the Company and the base less suits shall be rejected by the concerned courts. Since all the cases are pending before Honorable Courts therefore the ultimate outcome cannot be established at this stage. Since the banks / financial institutions are in litigation with the Company, therefore balance confirmations have not been received there from.

- (b) The Company is defendant in a legal proceeding initiated by certain transporters for an aggregate amount of Rs.31.127 million (being pending bill of Rs.27.127 million and Rs.4 million as delayed payment charges) which is pending before Hon'able Lahore High Court (Rawalpindi Bench), the outcome of which cannot be established at this stage. The management, based on the strength of its case and the advice of its lawyers, believes that no additional liability will arise out of these proceedings; hence no provision for delayed payment charges has been made in these financial statements.
- (c) Guarantees given by the commercial banks on behalf of the company amounted to Rs.78.30 million (2016: Rs.78.3 million).

	Note	2017 (Rupees in '000)	2016
14 PROPERTY PLANT AND EQUIPMENT			
Operating fixed assets - At cost less accumulated depreciation	14.1	8,163,182	5,386,791
Capital work in progress	14.4	142,813	142,813
		8,305,995	5,529,604

14.1 Operating fixed assets - At cost less accumulated depreciation

Particulars	2017									Rate %
	Cost / Revaluation			Depreciation				Carrying value as at 30 June 2017		
	As at 1 July 2016	Additions / (disposal)	Revaluation	As at 30 June 2017	As at 1 July 2016	(On disposal)	Charge for the year			
	(Rupees in '000)									
PSF - Units - Owned										
Freehold land	95,429	-	59,571	155,000	-	-	-	155,000	0	
Leasehold land	524,800	-	262,400	787,200	-	-	-	787,200	0	
Islamabad office	140,383	-	-	140,383	111,111	-	2,927	114,038	26,345	
Factory building	1,800,324	-	737,483	2,537,807	1,322,410	-	47,791	1,370,201	1,167,606	
Non factory building	973,029	-	(66,427)	906,602	749,007	-	22,402	771,409	135,193	
Tank terminal	16,453	-	-	16,453	15,093	-	136	15,229	1,224	
Plant and machinery	14,750,117	-	1,556,968	16,307,085	11,908,109	-	284,201	12,192,310	4,114,775	
Vehicles	162,585	(2,658)	-	159,927	150,783	(2,333)	2,295	150,745	9,182	
Furniture and fixtures	80,027	-	-	80,027	65,543	-	1,448	66,991	13,036	
Office equipment	136,542	-	-	136,542	110,928	-	2,561	113,489	23,053	
Leased assets										
Plant and machinery (Generator)	178,517	-	-	178,517	113,389	-	6,513	119,902	58,615	
Sub total	18,858,206	(2,658)	2,549,995	21,405,543	14,546,373	(2,333)	370,274	14,914,314	6,491,229	
Acrylic Unit										
Factory building	641,196	-	170,975	812,171	456,434	-	18,476	474,910	337,261	
Non-factory building	6,171	-	26,700	32,871	4,529	-	164	4,693	28,178	
Plant and machinery	4,158,750	-	506,826	4,665,576	3,270,734	-	88,802	3,359,536	1,306,040	
Vehicles	3,604	-	-	3,604	3,503	-	20	3,523	81	
Furniture and fixtures	890	-	-	890	718	-	17	735	155	
Office equipment	1,370	-	-	1,370	1,105	-	27	1,132	238	
Sub total	4,811,981	-	704,501	5,516,482	3,737,023	-	107,506	3,844,529	1,671,953	
GRAND TOTAL	23,670,187	(2,658)	3,254,496	26,922,025	18,283,396	(2,333)	477,780	18,758,843	8,163,182	

Particulars	2016							Rate %
	Cost / Revaluation			Depreciation			Carrying value as at 30 June 2016	
	As at 1 July 2015	Additions / (disposal)	As at 30 June 2016	As at 1 July 2015	Charge for the year	As at 30 June 2016		
(Rupees in '000)								
PSF - Units - Owned								
Freehold land	95,429	--	95,429	--	--	--	95,429	0
Leaschold land	524,800	--	524,800	--	--	--	524,800	0
Islamabad office	140,383	--	140,383	107,859	3,252	111,111	29,272	10
Factory building	1,800,324	--	1,800,324	1,269,308	53,102	1,322,410	477,914	10
Non factory building	973,029	--	973,029	724,116	24,891	749,007	224,022	10
Tank terminal	16,453	--	16,453	14,942	151	15,093	1,360	10
Plant and machinery	14,750,117	--	14,750,117	11,592,330	315,779	11,908,109	2,842,008	10
Vehicles	162,585	--	162,585	147,832	2,951	150,783	11,802	20
Furniture and fixtures	80,027	--	80,027	63,934	1,609	65,543	14,484	10
Office equipment	136,542	--	136,542	108,082	2,846	110,928	25,614	10
Leased assets								
Plant and machinery (Generator)	178,517	--	178,517	106,153	7,236	113,389	65,128	10
Sub total	18,858,206	--	18,858,206	14,134,556	411,817	14,546,373	4,311,833	
Acrylic Unit								
Factory building	641,196	--	641,196	435,905	20,529	456,434	184,762	10
Non-factory building	6,171	--	6,171	4,346	183	4,529	1,642	10
Plant and machinery	4,158,750	--	4,158,750	3,172,066	98,668	3,270,734	888,016	10
Vehicles	3,604	--	3,604	3,478	25	3,503	101	20
Furniture and fixtures	890	--	890	699	19	718	172	10
Office equipment	1,370	--	1,370	1,075	30	1,105	265	10
Sub total	4,811,981	--	4,811,981	3,617,569	119,454	3,737,023	1,074,958	
GRAND TOTAL	23,670,187	--	23,670,187	17,752,125	531,271	18,283,396	5,386,791	

14.2 The depreciation charge for the year has been allocated as follows :

	2017			2016		
	PSF - Units	Acrylic Unit	Total	PSF - Units	Acrylic Unit	Total
	(Rupees in '000)			(Rupees in '000)		
Cost of sales	368,423	106,968	475,391	409,758	118,857	528,615
Administrative expenses	1,851	538	2,389	2,059	597	2,656
	370,274	107,506	477,780	411,817	119,454	531,271

14.3 Detail of assets disposed off during the year:

Particulars	Cost	Accumulated depreciation	Book value	Sale proceeds / disposal value	Gain	Mode of Disposal	Particulars of buyers	
							Name	Status
RUPEES '000'								
Vehicles:								
Lancer ARG-372	1,329	1,147	182	1,108	926	Company's policy	Muhammed Atta Ullah	Employee
Lancer ARG-845	1,329	1,186	143	1,108	965	Company's policy	Muhammed Aslam	Employee
30 June 2017	2,658	2,333	325	2,216	1,891			
30 June 2016	--	--	--	--	--			

	Note	2017 (Rupees in '000)	2016
14.4 Capital work in progress			
Capital work in progress	14.4.1	142,813	142,813
14.4.1 Particulars			
Plant and machinery - Owned		56,429	56,429
Plant and machinery - Leased		86,384	86,384
		142,813	142,813
14.5 Had there been no revaluation the carrying value of revalued assets as at 30 June, would have been as follows :			
PSF Units			
Freehold land		70,652	70,652
Leasehold land		2,269	2,269
Factory building		289,887	322,095
Non factory building		49,385	54,872
Plant and machinery		1,442,504	1,602,782
Acrylic Unit			
Factory building		60,018	66,686
Non-factory building		633	703
Plant and machinery		594,182	660,202
		2,509,530	2,780,261
15 LONG TERM INVESTMENTS			
Investment in listed securities			
Pakistan Strategic Allocation Fund (Nil (2016: 2,204,000 certificates) of Rs.10/- each)		--	22,040
Accumulated unrealised gain		--	2,336
		--	24,376
Investment in non-listed securities			
Global Securities (Pvt) Limited 495,000 shares (2016: 495,000 shares) of Rs.10/- each at a premium of Rs.40.92/- per share		25,205	25,205
Equity investment in Dewan Petroleum (Pvt) Limited 12,000,000 shares (2016: 12,000,000 shares) of Rs.10/- each at a premium of Rs.8.583/- per share	15.1	223,000	223,000
Shares application money - Dewan Petroleum (Pvt.) Ltd	15.2	97,746	97,746
		320,746	320,746
Less: Transferred to non-current assets held for sale	23	(223,000)	(223,000)
		122,951	147,327

15.1 Rally Energy Pakistan Limited (REPL) has transferred its entire 40% working interest in Safed Koh Block to Dewan Petroleum (Private) Limited (DPL) (an associated company of DSFL). By virtue of the Company's ownership of 49% of 40% indirect working interest in Safed Koh Block through REPL, the Company has acquired 12 million ordinary shares of Rs. 10/- each of the DPL (33.33% of DPL equity) in lieu of its equity investment and advance against cash calls under authority of the special resolution passed under section 208 of the Companies Ordinance, 1984 in Extra Ordinary General Meeting held on 30 August 2006.



15.2 This represents the amounts paid against the committed investment of Rs.97.746 million to retain its proportionate shares in DPL equity under terms of a financial arrangement concluded between International Finance Corporation (IFC) and DPL. This commitment was made under authority of the special resolution passed in Extra Ordinary General Meeting held on 30 August 2006.

	Note	2017 (Rupees in '000)	2016
16 STORES AND SPARES			
Consumable stores		1,009,218	1,009,218
Packing material		12,501	12,501
Chemicals		51,107	51,107
Fuel, oil and lubricants		12,288	12,288
		<u>1,085,114</u>	<u>1,085,114</u>
Provision for obsolescence and slow moving items	16.1	<u>(271,525)</u>	<u>(217,269)</u>
		<u>813,589</u>	<u>867,845</u>
16.1 Movement in provision for obsolescence and slow moving items			
Opening balance		217,269	163,013
Provision during the year		54,256	54,256
Closing balance		<u>271,525</u>	<u>217,269</u>
17 STOCK IN TRADE			
Raw materials		308,497	308,497
Work-in-process		103,879	103,879
Stock in transit		194,940	194,940
Waste		19,086	19,086
		<u>626,402</u>	<u>626,402</u>
Provision for obsolescence and slow moving stocks		<u>(626,402)</u>	<u>(626,402)</u>
		<u>--</u>	<u>--</u>
18 TRADE DEBTS - Unsecured			
Considered good		1,250,625	1,377,334
Considered doubtful		495,006	407,962
		<u>1,745,631</u>	<u>1,785,296</u>
Less: Provision for doubtful debts	18.3	<u>(495,006)</u>	<u>(407,962)</u>
		<u>1,250,625</u>	<u>1,377,334</u>
18.1			
Trade debts include Rs.122.499 million (2016: Rs.122.499 million) due from Dewan Khalid Textile Mills Limited (associated company).			
18.2			
Trade debts also include a sum of Rs.21.673 million (2016: Rs. 21.673 million) receivable from Nazir of High Court of Sindh representing receivable against sales made on account auction of the Company's stock as per order of court. All the sale proceeds are being deposited by the successful bidder directly with Nazir of High Court. The said amount will be adjusted against liability of bank under litigation upon lifting of all pledged stock.			
18.3 Movement in provision for doubtful debts			
Opening balance		407,962	499,163
Provision during the year		87,044	98,763
Written off during the year		--	(189,964)
Closing balance		<u>495,006</u>	<u>407,962</u>

		2017	2016
	Note	(Rupees in '000)	
19 ADVANCES			
<i>Against expenses / employees</i>			
Considered good		8,521	9,385
Considered doubtful		80,127	79,576
		88,648	88,961
Provision for doubtful advances	19.1	(80,126)	(79,576)
		8,522	9,385
19.1 Movement in provision for doubtful advances			
Opening balance		79,576	49,575
Provision during the year		550	30,001
Closing balance		80,126	79,576
20 SHORT TERM DEPOSITS			
Deposits		10,258	10,258
Margin		150,295	150,295
		160,553	160,553
21 OTHER RECEIVABLES - Considered good			
Sales tax		66,586	66,213
Duty drawback receivable		73,872	73,872
Duties refundable		4,691	4,691
Insurance claim receivable		14,730	14,730
Advance income tax		4,071	2,861
		163,950	162,367
Less: Provision for doubtful receivable	21.1	(86,007)	(85,634)
		77,943	76,733
21.1 Movement in provision for other receivable			
Opening balance		85,634	84,119
Provision during the year		373	1,515
Closing balance		86,007	85,634
22 CASH AND BANK BALANCES			
Cash in hand		600	858
Cash at banks			
- Current accounts		3,289	415
- Foreign currency accounts		6,696	6,677
		10,585	7,950
23 NON-CURRENT ASSETS HELD FOR SALE			
Equity investment in Dewan Petroleum (Pvt) Limited			
12,000,000 Shares (2016: 12,000,000 shares)			
of Rs.10/- each at a premium of Rs.8.583/- per share	23.1	223,000	223,000
23.1			
The investment has been classified as held for sale upon management's intention to sell the same within next accounting cycle in the manner to be deemed appropriate, equitable, fit and beneficial to the interests of the Company. For the purpose special resolution was passed by the shareholders in the Extra Ordinary General Meeting of the Company held on June 23, 2008, which was expired during the financial year 2009, however the management will seek further shareholders' approval before disposal of the same.			



24 OPERATING RESULTS

Notes	2017			2016		
	PSF Unit	Acrylic Unit	Total	PSF Unit	Acrylic Unit	Total
	(Rupees in '000)			(Rupees in '000)		
Sales	-	-	-	-	-	-
Cost of sales	25 (407,738)	(111,171)	(518,909)	444,857	122,609	567,466
Gross loss	(407,738)	(111,171)	(518,909)	(444,857)	(122,609)	(567,466)
Distribution cost	26 (1,497)	(160)	(1,657)	1,267	136	1,403
Administrative expenses	27 (31,837)	(3,743)	(35,580)	31,432	3,736	35,168
	(33,334)	(3,903)	(37,237)	32,699	3,872	36,571
Operating loss	(441,072)	(115,074)	(556,146)	(477,556)	(126,481)	(604,037)
Finance cost	28 (24,462)	(5)	(24,467)	(79,167)	-	(79,167)
Provision for doubtful debts / advances / receivables	(87,967)	-	(87,967)	(130,279)	-	(130,279)
Provision for obsolescence and slow moving stocks	(54,256)	-	(54,256)	(54,256)	-	(54,256)
Other income	29 13,996	-	13,996	-	-	-
	(152,689)	(5)	(152,694)	(263,702)	-	(263,702)
Loss before taxation	(593,761)	(115,079)	(708,840)	(741,258)	(126,481)	(867,739)

25 COST OF SALES

Notes	2017			2016		
	PSF Unit	Acrylic Unit	Total	PSF Unit	Acrylic Unit	Total
	(Rupees in '000)			(Rupees in '000)		
Raw material						
Opening stock	98,766	209,731	308,497	98,766	209,731	308,497
Closing stock	(98,766)	(209,731)	(308,497)	(98,766)	(209,731)	(308,497)
Raw material	-	-	-	-	-	-
Salaries, wages and benefits	27,517	2,942	30,459	23,361	2,498	25,859
Electricity, fuel and power	9,038	966	10,004	9,609	1,027	10,636
Storage charges of raw material	-	-	-	-	-	-
Depreciation	14.2 368,423	106,968	475,391	409,758	118,857	528,615
Repairs and maintenance	632	68	700	285	30	315
Vehicle running expenses	1,010	108	1,118	952	102	1,054
Travelling expenses	153	16	169	21	2	23
General expenses	965	103	1,068	871	93	964
Opening stock of work-in-process	63,011	40,868	103,879	63,011	40,868	103,879
Closing stock of work-in-process	(63,011)	(40,868)	(103,879)	(63,011)	(40,868)	(103,879)
Cost of goods manufactured	407,738	111,171	518,909	444,857	122,609	567,466
Opening stock of finished goods and waste	19,086	-	19,086	19,086	-	19,086
Closing stock of finished goods and waste	(19,086)	-	(19,086)	(19,086)	-	(19,086)
	407,738	111,171	518,909	444,857	122,609	567,466

26 DISTRIBUTION COST

	2017			2016		
	PSF Unit	Acrylic Unit	Total	PSF Unit	Acrylic Unit	Total
	(Rupees in '000)			(Rupees in '000)		
Salaries and benefits	1,497	160	1,657	1,267	136	1,403

27 ADMINISTRATIVE EXPENSES

Notes	2017			2016			
	PSF Unit	Acrylic Unit	Total	PSF Unit	Acrylic Unit	Total	
	(Rupees in '000)			(Rupees in '000)			
Salaries and benefits	20,706	2,214	22,920	19,542	2,090	21,632	
Entertainment	23	2	25	21	2	23	
Communication	208	22	230	184	20	204	
Depreciation	14.2	1,851	538	2,389	2,059	597	2,656
Vehicle running expenses	684	73	757	884	94	978	
Legal and professional	782	84	866	3,249	347	3,596	
Printing and stationary	645	69	714	697	74	771	
Repair and maintenance	805	86	891	214	23	237	
Traveling expenses	300	32	332	292	31	323	
Auditors' remuneration	27.1	1,220	130	1,350	1,220	130	1,350
General expenses	4,613	493	5,106	3,070	328	3,398	
	31,837	3,743	35,580	31,432	3,736	35,168	

27.1 Auditors' remuneration

	2017			2016		
	Feroze Sharif Tariq & Co.	Faruq Ali & Co.	Total	Feroze Sharif Tariq & Co.	Faruq Ali & Co.	Total
	(Rupees in '000)			(Rupees in '000)		
Annual audit fee	500	500	1,000	500	500	1,000
Fee for half yearly review	100	100	200	100	100	200
Other certifications	50	50	100	50	50	100
Out of pocket	25	25	50	25	25	50
	675	675	1,350	675	675	1,350

28 FINANCE COST

	2017			2016		
	PSF Unit	Acrylic Unit	Total	PSF Unit	Acrylic Unit	Total
	(Rupees in '000)			(Rupees in '000)		
Bank charges	4	5	9	4	--	4
Unwinding of discount	18,177	--	18,177	16,351	--	16,351
Exchange loss - Net	6,281	--	6,281	62,812	--	62,812
	24,462	5	24,467	79,167	--	79,167

28.1 The Company has not made the provision of mark-up amounting to Rs.1.630 billion (Upto 30 June 2016: Rs.16.005 billion) keeping in view of the financial restructuring proposed to the lenders as disclosed in note 2. Management is hopeful that the restructuring proposal will be accepted by the lenders. Had the provision been made the loss for the year would have been increased by Rs.1.630 billion and accrued mark-up would have been increased and shareholders' equity would have been decreased by Rs.17.636 billion. The said non-provisioning is departure from the requirements of IAS-23 'Borrowing Costs'.



	2017	2016
	(Rupees in '000)	
29 OTHER INCOME		
<i>Income from financial assets</i>		
Gain on sale of investments	9,769	--
Gain realized on sale of investments	2,336	--
<i>Income from non financial assets</i>		
Gain on sale of fixed assets	1,891	--
	<u>13,996</u>	<u>--</u>
30 TAXATION - Net		
Current year tax	905	--
Deferred tax		
Rate adjustment	(19,110)	(21,234)
Current deferred tax	(59,711)	(69,112)
	<u>(78,821)</u>	<u>(90,346)</u>
	<u>(77,916)</u>	<u>(90,346)</u>

30.1 Relationship between income tax expense and accounting loss

Numerical reconciliation between the average tax rate and the applicable tax rate has not been given as the Company is subject to the provisions of minimum tax under Section 113 of the Income Tax Ordinance, 2001.

31 LOSS PER SHARE - Basic and diluted**31.1 Basic loss per share**

Loss after taxation attributable to ordinary shareholders	(630,924)	(777,393)
Weighted average number of ordinary shares outstanding during the year	<u>366,321,083</u>	<u>366,321,083</u>
Loss per share - Basic	<u>(1.72)</u>	<u>(2.12)</u>

31.2 Diluted loss per share

Effect of convertible C loan shares is not included in diluted earnings per share calculation since the effect is anti-dilutive, resulting in a decrease in diluted loss per share.

32 CASH AND CASH EQUIVALENTS

Cash and bank balances	10,585	7,950
Short term finances:		
Short term running finances	(2,970,019)	(2,970,019)
Book overdraft	(2,876)	(2,876)
	<u>(2,972,895)</u>	<u>(2,972,895)</u>
	<u>(2,962,310)</u>	<u>(2,964,945)</u>

33 FINANCIAL INSTRUMENTS AND RELATED DISCLOSURES

The Company is exposed to the following risks from its use of financial instruments:

- Credit risk
- Liquidity risk
- Marke risk

This note presents information about the Company's exposure to each of the above risks, the Company's objectives, policies and processes for measuring and managing risk, and the Company's management of capital.

Risk management framework

The Company's Board of Directors has overall responsibility for the establishment and oversight of the Company's risk management framework. The Board of Directors is responsible for developing and monitoring the Company's risk management policies.

The Company's objective in managing risk is the creation and protection of shareholders value. The Company's risk management policies are established to identify and analyse the risk faced by the Company, to set appropriate risk limits and controls, and to monitor risks and adherence to limits. Risk management policies and systems are reviewed regularly to reflect changes in market conditions and the Company's activities. The Company aims to develop a disciplined and constructive control environment in which all employees understand their roles and obligations.

The Board of Directors reviews the adequacy of the risk management framework in relation to the risks faced by the Company.

33.1 Credit risk

Credit risk is the risk that one party to a financial instrument will fail to discharge an obligation and cause the other party to incur a financial loss, without taking into account the fair value of any collateral. Concentration of credit risk arises when a number of counter parties are engaged in similar business activities or have similar economic features that would cause their ability to meet contractual obligations to be similarly affected by changes in economics, political or other conditions. Concentrations of credit risk indicate the relative sensitivity of the Company's performance to developments affecting a particular industry.

Exposure to credit risk

In summary, the maximum exposure to credit risk as at 30 June 2017 and 30 June 2016 was as follows:

	2017		2016	
	Financial assets	Maximum exposure	Financial assets	Maximum exposure
	----- (Rupees in '000) -----		----- (Rupees in '000) -----	
Long term investments	122,951	122,951	147,327	147,327
Trade debts	1,250,625	1,250,625	1,377,334	1,377,334
Short term deposits	160,553	160,553	160,553	160,553
Advances	8,522	8,522	9,385	9,385
Other receivables	77,943	77,943	76,733	76,733
Cash at banks (excluding cash in hand)	9,985	9,985	7,092	7,092
	1,630,579	1,630,579	1,778,424	1,778,424

The Company manages credit risk of receivables through the monitoring of credit exposures and continuous assessment of credit worthiness of its customers. The Company believes that it is not exposed to any major concentration of credit risk as its customers are credit worthy and dealing banks possess good credit ratings.

33.2 Liquidity risk

Liquidity risk is the risk that the Company will encounter difficulty in meeting the obligations associated with its financial liabilities that are settled by delivering cash or another financial asset. The Company's approach to managing liquidity is to ensure, as far as possible, that it will have sufficient liquidity to meet its liabilities when they are due, under both normal and stressed conditions, without incurring unacceptable losses or risking damage to the Company's reputation.

The Company aims to maintain the level of its cash and cash equivalents at an amount in excess of expected cash outflows on financial liabilities by continuous monitoring of forecast and actual cash outflows. The Company also monitors the level of expected cash inflows on trade and other receivables together with expected cash outflows on trade and other payables.

**Exposure to liquidity risk**

The following are the remaining contractual maturities of financial liabilities at the reporting date. The amounts are gross and undiscounted and include estimated interest payments.

	Carrying Amounts	Contractual Cash flows	Six months or less	Six to twelve months	One to two years	Two to five years
(Rupees in '000)						
2017						
<i>Non-derivative financial liabilities</i>						
Long term loans	3,453,935	3,786,591	3,406,946	--	--	379,645
Lease liabilities	--	--	--	--	--	--
Trade and other payables	7,576,269	7,576,269	7,576,269	--	--	--
Short term borrowings	7,153,055	7,685,410	7,685,410	--	--	--
	<u>18,183,259</u>	<u>19,048,270</u>	<u>18,668,625</u>	<u>--</u>	<u>--</u>	<u>379,645</u>
	Carrying Amounts	Contractual Cash flows	Six months or less	Six to twelve months	One to two years	Two to five years
(Rupees in '000)						
2016						
<i>Non-derivative financial liabilities</i>						
Long term loans	3,429,458	3,780,084	3,400,439	--	--	379,645
Lease liabilities	9,366	9,366	9,366	--	--	--
Trade and other payables	7,569,061	7,569,061	7,569,061	--	--	--
Short term borrowings	7,153,055	7,685,410	7,685,410	--	--	--
	<u>18,160,940</u>	<u>19,043,922</u>	<u>18,664,277</u>	<u>--</u>	<u>--</u>	<u>379,645</u>

All the financial liabilities of the Company are non derivative financial liabilities. The contractual cash flow relating to the above financial liabilities have been determined on the basis of mark-up rates effective as at 30 June.

33.3 Market risk

Market risk is the risk that changes in market prices, such as foreign exchange rates, interest rates and equity prices will affect the Company's income or the value of its holdings of financial instruments. The objective of market risk management is to manage and control market risk exposures within acceptable parameters, while optimizing the return.

33.3.1 Currency risk

Currency risk is the risk that the fair value or future cash flows of a financial instrument will fluctuate because of changes in foreign exchange rates. Foreign currency risk arises mainly where receivables and payables exist due to transactions entered into foreign currencies.

The Company is exposed to foreign currency risk on purchases that are denominated in a currency other than Pak Rupees (PKR). As the Company exports its products, accordingly it is exposed to currency risk, primarily with respect to loans and bank balances denominated in US Dollars (USD).

Exposure to currency risk

The summary of the quantitative data about the Company's exposure to foreign currency risk is as follows:

	2017	2016
	(Rupees in '000)	
<i>Assets / (liabilities)</i>		
Loans	(2,205,000)	(2,198,700)
Bank balances	6,696	6,677
	<u>(2,198,304)</u>	<u>(2,192,023)</u>
The following significant exchange rate has been applied:		
USD to PKR (Reporting date rate in Rupees)	105.00	104.70
USD to PKR (Average rate in Rupees)	103.54	103.64

Sensitivity analysis

At reporting date if PKR against US Dollar had strengthened by 10% against the US Dollar with all other variables held constant loss / profit for the year would have been lower / higher by the amounts shown below, mainly as a result of foreign exchange gain on translation of foreign currency liabilities.

Effect on loss	219,830	219,202
----------------	---------	---------

The 10% weakening of the PKR against US Dollar would have had an equal but opposite impact on the loss for the year on the basis that all other variables remain constant.

33.3.2 Interest rate risk

Interest rate risk is the risk that the fair value or future cash flows of a financial instrument will fluctuate because of changes in market interest rates.

At the reporting date, the interest rate profile of the Company's interest-bearing financial instruments was:

	2017	2016
	(Rupees in '000)	
Fixed rate instruments at carrying amounts:		
Financial assets		
Balance with banks	6,696	6,677
Financial liabilities		
Long term loans	2,205,000	2,198,700
Variable rate instruments at carrying amounts:		
Financial liabilities		
Loans	1,068,024	1,068,024
Lease liabilities	-	9,366
Short term borrowings	7,150,179	7,150,179
	8,218,203	8,227,569

Fair value sensitivity analysis for fixed rate instruments:

The company does not account for any fixed rate financial assets at fair value through profit or loss, therefore a change in interest rates at the reporting date would not affect profit or loss.

Cash flow sensitivity analysis for variable rate instruments:

Since the company has not made provision for mark-up on its variable rate instruments therefore cash flow sensitivity analysis is not being given.

33.4 Fair value of the financial instruments

The carrying amounts of financial assets and financial liabilities approximate their fair value as assets and liabilities are either short term or are repriced frequently. The fair value is determined on the basis of non observable market data. Fair value is the amount for which an asset could be exchanged, or a liability settled, between knowledgeable willing parties in an arms' length transaction.

Fair value hierarchy

The Company measures fair values using the following fair value hierarchy that reflects the significance of the inputs used in making the measurements:

Level 1: Fair value measurements using quoted prices (unadjusted) in active markets for identical assets or liabilities.

Level 2: Fair value measurements using inputs other than quoted prices included within Level 1 that are observable for the asset or liability, either directly (i.e. as prices) or indirectly (i.e. derived from prices).

Level 3: Fair value measurements using inputs for the asset or liability that are not based on observable market data (i.e. unobservable inputs).



	Level 1	Level 2	Level 3
	(Rupees in '000)		
2017			
Available-for-sale	--	--	345,951
2016			
Available-for-sale	24,376	--	345,951

33.5 Capital risk management

The Company's prime objective when managing capital is to safe guard the Company's ability to continue as a going concern in order to provide returns for shareholders and benefits to other stakeholders and to maintain an optimal capital structure to reduce the cost of capital.

34 REMUNERATION OF CHIEF EXECUTIVE, DIRECTOR AND EXECUTIVES

The aggregate amount charged in the financial statements for remuneration, including all benefits, to the Chief Executive, Director and Executives of the Company was as follows:

	Chief Executive		Director		Executive		Total	
	2017	2016	2017	2016	2017	2016	2017	2016
	(Rupees in '000)							
Managerial remuneration	3,848	3,960	2,780	3,218	2,891	2,241	9,518	9,419
Retirement benefits	114	--	360	454	381	323	854	777
House rent allowance	1,700	1,740	1,249	1,448,036	1,324	1,008	4,273	1,450,784
Utilities	313	300	278	322	293	224	884	846
Conveyance	1	--	4	4	13	14	18	18
	5,975	6,000	4,671	1,452,034	4,902	3,810	15,547	1,461,844
Number of persons	1	1	1	1	4	4	6	6

The Chief Executive, Director and certain Executives are provided with free use of Company cars.

35 TRANSACTION WITH RELATED PARTIES

The related parties comprise associated undertakings, directors and key management personnel. Remuneration and benefits to chief executive directors and key management personnel under terms of their employment are disclosed in note 34 to the financial statements. During the year, no transaction with related parties other than disclosed in note 34.

36 INFORMATION ABOUT BUSINESS SEGMENTS

36.1 For management purposes, the activities of the Company are organized into business segments based on their products and has two reportable operating segments. The PSF segment mainly relates to production and sale of Polyester Staple Fibre. ASF segment includes production and sale of Acrylic Staple Fibre. The operations of the Company are closed since December 2008.

36.2 The transaction relating to sales and collection of sales are recorded on the basis of actual sale of PSF and ASF. Conversion costs, distribution cost and administrative expenses are allocated on the basis of production capacity of PSF And ASF Unit respectively.

36.3 All non current assets of the Company as of 30 June 2017 are located in Pakistan.

37 PLANT CAPACITY AND PRODUCTION

	2017		2016	
	Annual (tons)	Production (tons)	Annual (tons)	Production (tons)
PSF Units	240,900	--	240,900	--
Acrylic Unit	25,760	--	25,760	--
	266,660	--	266,660	--

The operation of the Company are closed since December 2008 due to working capital constraints.

38 NUMBER OF EMPLOYEES

Number of employees at 30 June

Regular

Contractual

Average number of employees during the year

Regular

Contractual

2017 **2016**
(Rupees in '000)

58	58
81	79
62	62
75	74

39 CORRESPONDING FIGURES

The corresponding figures have been reclassified, restated and rearranged wherever necessary to facilitate comparison. However there is no significant reclassification has been made in these financial statements.

40 DATE OF AUTHORIZATION FOR ISSUE

These financial statements have been authorized for issue on 29 September 2017 in accordance with the resolution by the Board of Directors of the Company.



Zafar Asim
Chief Executive /
Chairman Board of Directors



Hafeez Ahmed
Director



PATTERN OF SHAREHOLDING THE CODE OF CORPORATE GOVERNANCE AS AT JUNE 30, 2017

Srl #	Categories of Shareholders	Number of Shareholders	Number of Shares held	% of Shareholding
1.	Associated Companies	4	156,433,140	42.70%
2.	NIT and ICP	6	550,691	0.15%
3.	Directors, CEO, their Spouses & Minor Children	7	3,500	0.00%
4.	Executives	-	-	0.00%
5.	Public Sector Companies & Corporations	142	46,968,713	12.82%
6.	Banks, Development Finance Institutions, Non-Banking Finance Companies, Insurance Companies, Modarbas & Mutual Funds	74	2,434,973	0.94%
7.	Individuals	21,193	158,930,066	43.39%
TOTAL		21,426	366,321,083	100.00%

DETAILS OF CATAGORIES OF SHAREHOLDERS

Srl #	Names	Number of Shareholders	Number of Shares held	% of Shareholding
1. Associated Companies				
1.1	Dewan Textile Mills Limited	2	104,288,773	28.47%
1.2	Dewan Khalid Textile Mills Limited	1	32,279,849	8.81%
1.3	Dewan Mushtaq Textile Mills Limited	1	19,864,518	5.42%
		4	156,433,140	42.70%
2. NIT and ICP				
2.1	Investment Corporation of Pakistan	1	100	0.00%
2.2	National Bank of Pakistan, Trustee Department	1	1,111	0.00%
2.3	NATIONAL BANK OF PAKISTAN TRUSTEE WING	1	500	0.00%
2.4	National Bank of Pakistan	1	3,238	0.00%
2.5	TRUSTEE NATIONAL BANK OF PAKISTAN EMP BENEVOLENT FUND TRUST	1	18,501	0.01%
2.6	TRUSTEE NATIONAL BANK OF PAKISTAN EMPLOYEES PENSION FUND	1	527,241	0.14%
		6	550,691	0.15%
3. Directors, CEO, their Spouses & Minor Children				
<u>Directors and CEO</u>				
3.1	Mr. Zafar Asim	1	500	0.00%
3.2	Mr. Muhammad Irfan Ali	1	500	0.00%
3.3	Mr. Muhammad Wajid	1	500	0.00%
3.4	Mr. Saleem-Ul-Haque	1	500	0.00%
3.5	Mr. Asghar Iqbal	1	500	0.00%
3.6	Mr. Hafeez Ahmed	1	500	0.00%
3.7	Mr. Ahsan Bilal	1	500	0.00%
		7	3,500	0.00%
<u>Spouses of Directors and CEO</u>				
		-	-	0.00%
		-	-	0.00%
<u>Minor Children of Directors and CEO</u>				
		-	-	0.00%
		-	-	0.00%

SHAREHOLDERS HOLDING 5% OR MORE OF THE VOTING SHARES/ INTERESTS IN THE COMPANY				
Srl #	Names	Number of Shareholders	Number of Shares held	% of Shareholding
1	M/s Dewan Textile Mills Limited	2	104,288,773	28.47%
2	Mitsubishi Corporation	1	40,349,814	11.01%
3	Dewan Khalid Textile Mills Limited	1	32,279,849	8.81%
4	Dewan Mushtaq Textile Mills Limited	1	19,864,518	5.42%

DETAILS OF TRADING IN THE SHARES OF THE COMPANY BY DIRECTORS, CEO, CFO, COMPANY SECRETARY, THEIR SPOUSES AND MINOR CHILDREN

During the year under review, none of the CEO, CFO, Directors, Company Secretary, their spouses and minor children have traded in the shares of the Company.



THE COMPANIES ORDINANCE, 1984
(Section 236(1) and 464)

FORM 34

PATTERN OF SHAREHOLDING

1. Incorporation Number

0020315

2. Name of the Company

DEWAN SALMAN FIBRE LIMITED

3. Pattern of holding of the shares held by the Shareholders as at

3	0	0	6	2	0	1	7
---	---	---	---	---	---	---	---

4.	Number of Shareholders	Shareholdings				Total Shares held
	5807	1	-	100	Shares	151,790
	7734	101	-	500	Shares	1,848,308
	1585	501	-	1,000	Shares	1,382,431
	3214	1,001	-	5,000	Shares	9,288,193
	1147	5,001	-	10,000	Shares	9,288,973
	760	10,001	-	20,000	Shares	11,963,220
	328	20,001	-	30,000	Shares	8,316,741
	152	30,001	-	40,000	Shares	5,485,305
	189	40,001	-	50,000	Shares	9,086,815
	64	50,001	-	60,000	Shares	3,581,871
	45	60,001	-	70,000	Shares	2,961,912
	59	70,001	-	80,000	Shares	4,481,756
	34	80,001	-	90,000	Shares	2,948,436
	88	90,001	-	100,000	Shares	8,730,636
	37	100,001	-	120,000	Shares	4,015,100
	15	120,001	-	140,000	Shares	1,938,500
	20	140,001	-	160,000	Shares	2,985,982
	16	160,001	-	180,000	Shares	2,728,500
	21	180,001	-	200,000	Shares	4,111,024
	8	200,001	-	220,000	Shares	1,679,654
	7	220,001	-	240,000	Shares	1,611,397
	16	240,001	-	260,000	Shares	4,019,789
	4	260,001	-	280,000	Shares	1,070,500
	9	280,001	-	300,000	Shares	2,682,363
	5	300,001	-	320,000	Shares	1,560,000
	6	320,001	-	340,000	Shares	1,994,114
	6	340,001	-	360,000	Shares	2,107,625
	1	360,001	-	380,000	Shares	362,500
	5	380,001	-	400,000	Shares	1,957,970
	4	400,001	-	420,000	Shares	1,651,000
	1	420,001	-	450,000	Shares	425,000
	1	450,001	-	480,000	Shares	466,500
	9	480,001	-	500,000	Shares	4,484,001
	1	500,001	-	600,000	Shares	527,241

DEWAN SALMAN FIBRE LIMITED

Number of Shareholders	Shareholdings			Total Shares held	
1	600,001	-	640,000	Shares	630,500
2	640,001	-	700,000	Shares	1,305,481
1	700,001	-	730,000	Shares	718,000
2	730,001	-	750,000	Shares	1,500,000
1	750,001	-	800,000	Shares	800,000
1	800,001	-	820,000	Shares	812,000
1	820,001	-	840,000	Shares	824,000
1	840,001	-	900,000	Shares	849,500
1	900,001	-	1,000,000	Shares	975,889
1	1,000,001	-	1,100,000	Shares	1,041,500
2	1,100,001	-	1,200,000	Shares	2,372,000
1	1,200,001	-	1,400,000	Shares	1,400,000
1	1,400,001	-	1,900,000	Shares	1,900,000
1	1,900,001	-	2,200,000	Shares	2,109,634
1	2,200,001	-	2,500,000	Shares	2,500,000
1	2,500,001	-	2,600,000	Shares	2,585,699
1	2,600,001	-	3,100,000	Shares	3,004,965
1	3,100,001	-	5,000,000	Shares	4,200,000
1	5,000,001	-	5,500,000	Shares	5,418,386
1	5,500,001	-	6,000,000	Shares	5,589,998
1	6,000,001	-	13,000,000	Shares	12,523,816
1	13,000,001	-	20,000,000	Shares	19,864,518
1	20,000,001	-	35,000,000	Shares	32,279,849
1	35,000,001	-	45,000,000	Shares	40,349,814
1	45,000,001	-	99,000,000	Shares	98,870,387
21,426	TOTAL				366,321,083



5.	Categories of Shareholders	Shares held	Percentage
5.1	Directors, Chief Executive Officer, their spouses and minor children	3,500	0.00%
5.2	Associated Companies, undertakings and related parties	156,433,140	42.70%
5.3	NIT and ICP	550,691	0.15%
5.4	Banks, Development Financial Institutions, Non-Banking Finance Companies	1,246,987	0.34%
5.5	Insurance Companies	2,124,634	0.58%
5.6	Modarabas and Mutual Funds	63,352	0.02%
5.7	Shareholders holding 5%	196,782,954	53.72%
5.8	<u>General Public</u>		
	a. Local	158,656,848	43.31%
	b. Foreign	273,218	0.07%
5.9	Others (Joint Stock Companies, Brokrage Houses, Employees Funds & Trustees)	46,968,713	12.82%

کمپنی کے بورڈ کو اپنے قابل قدر حصص یا فیکٹری، دفاتی اور صوبائی حکومت کے کارکنوں، بینکوں اور مالیاتی اداروں اور سلیبل کے گاہکوں سے امید ہے کہ، ماضی کی طرح ان کا تعاون، حمایت اور سرپرستی جاری رہے گی۔
بورڈ اپنی کمپنی کے ایگزیکٹوز، عملے کے ارکان کی طرف سے پیش کی گئی گراں قدر خدمات، وفاداری اور قابل ستائش کوششوں کو نہ صرف سراہتا ہے بلکہ وہ انہیں کمپنی کا سب سے قیمتی اثاثہ سمجھتا ہے۔


آڈیٹرز:

کمپنی کے موجودہ آڈیٹرز میسرز فاروق علی اینڈ کمپنی چارٹرڈ اکاؤنٹنٹ اور میسرز فیروز شریف طارق اینڈ کمپنی چارٹرڈ اکاؤنٹنٹ نے اس سال اپنی خدمات کی مدت مکمل کر لی اور کارپوریٹ گورننس کے کوڈ کے مطابق دوبارہ اپنی خدمات مہیا کرنے کی خواہش ظاہر کی ہے۔ آڈٹ کمپنی نے بھی اگلے سال کی عمومی اور سالانہ اجلاس تک کے لیے اگلی دوبارہ تقرری کی سفارش کی ہے۔

اختتام:

آخر میں ہم اللہ کے حضور یہ دعا مانگتے ہیں کہ رسول اللہ، حضرت محمد صلی اللہ علیہ وسلم کے صدقے میں اپنے رحم و کرم اور برکتیں ہم پر نازل فرما۔ ہمیں صراطِ مستقیم عطا فرما۔ ہماری قوم اور ملک میں خوشحالی، امن، ہم آہنگی، تمام امت مسلمہ میں حقیقی اسلامی روح، بھائی چارگی اور اتحاد عطا فرما۔ آمین، ہم آمین۔

منجانب بورڈ



ظفر عاصم

چیئر مین بورڈ آف ڈائریکٹرز / چیف ایگزیکٹو

کراچی

تاریخ: 29 ستمبر 2017



منافع منقسمہ:

کمپنی کی بندش اور ٹیکس کی کنوتی کے بعد ہونے والے نقصان کے پیش نظر، بورڈ آف ڈائریکٹرز نے اس سال حصص یافتگان کو کسی بھی قسم کے منافع نہ دینے کی سفارش کی ہے۔

کارپوریٹ گورننس کا کوڈ:

آپ کی کمپنی کے ڈائریکٹر کارپوریٹ گورننس کے کوڈ (جو کہ سکیورٹی اینڈ ایکسچینج کمیشن آف پاکستان کی ہدایات کے مطابق اسٹاک ایکسچینج کی فہرست سازی کے قوانین میں شامل ہیں) کے تحت اپنی ذمہ داریوں سے بخوبی واقف ہیں۔ اور ہم وہ تمام اقدامات اٹھا رہے ہیں جو کہ آپ کی کمپنی کی بہتر کارپوریٹ گورننس کے لیے ممکن ہیں۔ آپ کی کمپنی کے کسی ڈائریکٹر، ای او، ایف او، کمپنی سیکریٹری اور ان کے اہل خانہ میں سے کسی نے بھی کمپنی کے حصص کی خرید و فروخت نہیں کی ہے۔

بورڈ ممبران کے اجلاس:

زیرجائزہ مدت کے دوران بورڈ آف ڈائریکٹرز کی کل چھ ملاقاتیں ہوئیں۔ ڈائریکٹرز کی سال بھر کی حاضری درج ذیل ہے۔

ممبران کے اسم گرامی	اجلاس کی تعداد
دیوان محمد یوسف فاروقی صاحب	5
دیوان عبدالرحمن فاروقی صاحب	1
جناب ہارون اقبال صاحب	6
جناب عزیز الحق صاحب	6
سید محمد انوار صاحب	6
جناب غضنفر بابر صدیقی صاحب	6
جناب ظفر عاصم صاحب	6
جناب محمد باقر جعفری صاحب	5

آڈٹ کمیٹی کی ملاقاتیں:

زیرجائزہ مدت کے دوران آڈٹ کمیٹی کی کل چار ملاقاتیں ہوئیں۔ ممبران کی سال بھر کی حاضری درج ذیل ہے۔

ممبران کے اسم گرامی	اجلاس کی تعداد
جناب عزیز الحق صاحب	4
جناب ہارون اقبال صاحب	4
سید محمد انوار صاحب	4

افراد قوت اور مشاہرہ کمیٹی کی ملاقات:

زیرجائزہ مدت کے دوران افراد قوت اور مشاہرہ کمیٹی کی ایک ملاقات ہوئی۔ جس میں درج ذیل ممبران حاضر ہوئے۔

ممبران کے اسم گرامی	اجلاس کی تعداد
دیوان محمد یوسف فاروقی	1
دیوان عبدالرحمن فاروقی	1
جناب ہارون اقبال صاحب	1

حصص کا ملکیتی نمونہ:

حصص کا ملکیتی نمونہ زیرجائزہ رپورٹ کے ساتھ منسلک ہے۔

ڈائریکٹرز کا جائزہ

کمپنی کے بورڈ آف ڈائریکٹرز کی طرف سے مالی سال 2016-2017 کے اٹھائیسویں آڈٹ شدہ مالیاتی گوشوارے حاضر خدمت ہیں۔

باوجود انتھک محنت اور کوششوں کے آپ کی کمپنی جو کہ ملک کے سب سے بڑے پالیسٹر اور ملک کے واحد آکرائٹنگ کی پیداواری صلاحیت رکھتی تھی۔ اس سال بھی اپنے آپریشن شروع کرنے میں ناکام رہی ہے۔ بد قسمتی سے آپ کی کمپنی کی بندش کی وجہ سے پالیسٹر کی رسد میں ہونے والی کمی کو در آمد شدہ اجناس نے پورا کیا۔ نتیجتاً ناکامی صرف یہ کہ ملک کو کثیر زر مبادلہ کا نقصان ہوا بلکہ کمپنی سے منسلک بلواسطہ یا بلاواسطہ افراد کی بنیادی ضروریات زندگی بھی متاثر ہوئیں۔

آپ کی کمپنی کے انتظامیہ نے کمپنی کی بحالی کے لئے مختلف تجاویز پیش کی ہیں اور ان تمام تجاویز کو مالیاتی اداروں کے ساتھ قابل عمل بنانے کے بارے میں تبادلہ خیال کیا گیا ہے لیکن بد قسمتی سے مثبت نتائج ابھی تک ابھرتے نظر نہیں آتے۔

مالیاتی کارکردگی

زیر جائزہ مدت کے دوران کمپنی کی مجموعی فروخت صفر رہی (2016: صفر)، کمپنی کا مجموعی نقصان 556.146 ملین روپے (2016: 604.037 ملین روپے) رہا۔

صنعت کا مجموعی جائزہ

زیر جائزہ مدت کے دوران فروخت، پیداواری صلاحیت اور منافع کے حوالے سے پالیسٹر کی صنعت خاصی تسلی بخش رہی۔ چونکہ چائینیز پی ایس ایف پرائیمری ڈیمینڈ ڈیوٹی نافذ ہو گئی ہے اس وجہ سے چائینیز پی ایس ایف کی جگہ مقامی اور تھائی/ انڈونیشین پی ایس ایف نے لے لی۔ کیونکہ تھائی/ انڈونیشین پی ایس ایف پرائیمری ڈیمینڈ ڈیوٹی نافذ نہیں ہوتی۔ البتہ، دی گئی مدت کے دوران عبوری طور پر مارکیٹ کے حجم میں قابل ذکر اضافہ دیکھنے میں نہیں آیا۔

زیر جائزہ مدت کے دوران مقامی سوت مارکیٹ اتار چڑھاؤ کا شکار رہی۔ جسکی وجہ سے زبوں حال صنعتیں دباؤ کا شکار رہیں اور بہت سی سوت کی کٹائی کے کارخانے اپنے آپریشنز سہل طریقے سے جاری رکھنے میں مشکلات کا شکار رہے، البتہ گیس اور درآمدی ایل این جی کی بلا رکاوٹ ترسیل کی وجہ سے پیداواری سرگرمیاں جاری رہیں۔ جسکے باعث پیداواری لاگت کسی حد تک کم رہی۔ یہی وجہ تھی کہ پی ایس ایف کی کھپت بھی مستحکم رہی۔۔ مقامی سوت کی قیمت بھی عمومی طور پر پی ایس ایف کی قیمت سے مطابقت نہیں رکھتی تھی جسکے باعث کئی مقامی سوت کی کٹائی کے کارخانوں کو عارضی طور پر بند کرنا پڑا۔

چونکہ آپ کی کمپنی کے آپریشنز بند ہیں۔ مستقبل قریب میں بھی اسکی بحالی کے امکانات نہایت تاریک ہیں۔

آڈیٹرز کے مشاہدے

(ا) پیرا (1) میں رپورٹ کرتے ہیں کہ وہ گوینگ کنسرن کے مفروضے پر مالیاتی رپورٹس کی تیاری پر راضی نہیں، اور اپنی منفی رائے رکھتے ہیں۔ جبکہ کمپنی کی انتظامیہ بینکاروں سے مسلسل مذاکرات کے عمل میں ہیں اور پر امید ہیں کہ نتیجہ مثبت ہوگا۔ مالیاتی رپورٹس کی گوینگ کنسرن کے مفروضے پر تیاری کی مزید تاویلات اگلے پیرا میں دیکھی جاسکتی ہے۔

(ب) زیر جائزہ مدت میں کمپنی نے بینکوں کو واجب الادا رقم پر سود جو کہ 1.630 ملین روپے (2016: 16.005 ملین روپے) بنتا ہے پر سود کا تخمینہ نہیں لگایا۔ کمپنی کی انتظامیہ بینکوں/ مالیاتی اداروں سے رابطے میں ہے تاکہ قرضوں کی واپسی کی نئی شرائط پر غور کیا جاسکے۔ انتظامیہ کو یقین ہے کمپنی کی قرضوں سے متعلق گزارشات کو مالیاتی اداروں کی طرف سے قبول کیا جائے گا، لہذا کمپنی نے سود کے حوالے سے کوئی تخمینہ نہیں لگایا ہے۔

(ج) پیرا (ج) رپورٹ کے مطابق کمپنی نے دیوان پٹرولیم میں سرمایہ کاری کی درجہ بندی انٹرنیشنل اکاؤنٹنگ اسٹینڈرڈ کی شق 28 کے مطابق تعلق داروں کے ساتھ سرمایہ کاری میں کی ہے جبکہ یہ سرمایہ کاری فروخت کے لیے رکھ چھوڑے اثاثہ جات کے خانے میں موجود ہے۔ کمپنی اس سرمایہ کاری کو اگلے مالیاتی سال میں فروخت کرنے کا ارادہ رکھتی ہے۔ اس مقصد کے لیے 2008 میں ایک خصوصی قرارداد منظور کی گئی تھی جو کہ مذکورہ سال میں ہی اپنی معیاد پوری کر چکی۔ چنانچہ اس سرمایہ کاری کو فروخت کرنے کے لیے حصص یافتگان سے دوبارہ منظوری لی جائے گی۔

(د) آڈٹ رپورٹ میں بھی واضح کرتی ہے۔ کہ تجارتی قرض 1.744 ملین روپے جس پر 0.495 ملین روپے کے سود کا تخمینہ لگایا گیا ہے ابھی تک واپس نہیں لیے گئے اور موجود کا شکار ہیں۔ چونکہ ان قرضوں کی واپسی مشکوک ہے اس لیے نقصان کا تخمینہ لگانا ضروری ہے۔ اس بات کو مد نظر رکھتے ہوئے کمپنی نے مزید 1.251 ملین روپے نقصان کا تخمینہ لگایا ہے۔

آپ کی کمپنی کی انتظامیہ ان قرضوں کی وصولی کے لیے اپنی انتہائی کوشش کر رہی ہے۔ ہمیں قرضداروں سے مثبت رویے اور جلد از جلد قرضوں کی وصولی کی امید ہے۔



خصوصی امور:

1- یو ایس بی/ ڈی وی ڈی/ سی ڈی کے ذریعے سالانہ گوشواروں کی ترسیل:

سیکورٹی اینڈ کنٹریکٹنگ کمیشن آف پاکستان نے ایس آر او بمطابق 31 مئی 2016 کے وساطت سے کمپنیز کو یہ اجازت دی تھی کہ وہ اپنے پڑتال شدہ سالانہ مالیاتی گوشوارے، عام اجلاس کے اعلانات اور دیگر متعلقہ معلومات اپنے حصص یافتگان کی پیشگی اجازت سے بذریعہ یو ایس بی/ ڈی وی ڈی/ سی ڈی، اپنے اراکین کو مہیا کر سکتا ہے، یہ قدم ان اخراجات اور وقت بچانے کے سلسلے میں معاون ثابت ہو سکتا ہے جو سالانہ رپورٹ کی طباعت کے مد میں استعمال ہوتے ہیں۔

کمپنی اپنے حصص یافتگان کو ان کے مطالبے پر ایک ہفتہ کے اندر اندر مذکورہ دستاویزات کی مطبوعہ نقول بلا معاوضہ مہیا کرنے کی پابند ہوگی۔ حصص یافتگان کی پیشگی اجازت کے بعد کمپنی ایک معیاری درخواست فارم اپنی ویب سائٹ پر مہیا کرے گی تاکہ حصص یافتگان مطبوعہ نقول کی مطلوبہ تعداد حاصل کرنے کے لئے اپنے پتہ اور ای میل ایڈریس، کمپنی سیکریٹری/حصص رجسٹرار کو آگاہ کر سکیں۔

مزید برآں کمپنی کے ڈائریکٹرز کا اسکے خصوصی امور میں ماسوائے اس کے کہ وہ کمپنی کے حصص یافتگان اور ڈائریکٹرز ہیں مزید کوئی دلچسپی یا تعلق نہیں ہے۔
"قرار پایا کہ ممبران کی رضامندی اور منظوری سے دیوان سلمان فابریکس (کمپنی) سالانہ مالیاتی گوشواروں، اطلاع برائے جنرل اجلاس اور کمپنی کی دیگر معلومات کی ترسیل 30 جون 2017 کے بعد سے طبع شدہ کاپی کے بجائے سی ڈی، ڈی وی ڈی، یا یو ایس بی میں تمام ممبران کو مہیا کی جائے گی۔"

2- مندرجہ ذیل مجوزہ خصوصی قرارداد جو کہ آرٹیکلز آف ایسوسی ایشن میں ترمیم سے متعلق ہے، کو زیر بحث لانے کے بعد موزوں تر جانتے ہوئے اسکی مروجہ طریقہ سے منظوری:

کمپنی کے آرٹیکلز آف ایسوسی ایشن کے شق نمبر 50-اے میں اضافہ:

ای دونگ کے قواعد و ضوابط سے متعلق مندرجات بشمول پر کسی کا تقرر جو کہ وقتاً فوقتاً مجاز حکام کی جانب سے تجویز کیا جاتا رہا ہے وہ کمپنی مضامین میں اضافہ کے لئے کافی سمجھا جائیگا، قطع نظر اس کے کہ آرٹیکلز آف ایسوسی ایشن کی دیگر مندرجات اس سے متصادم نہ ہوں۔

"مزید یہ قرار پایا کہ ای دونگ کی صورت میں کسی بھی غیر ممبر کو بطور پر کسی مقرر کیا جاسکتا ہے۔"

"مزید یہ قرار پایا کہ مندرجہ بالا قرارداد بشمول متعلقہ رد و بدل، آرٹیکلز آف ایسوسی ایشن میں اضافہ/ترمیم کی منظوری مجاز حکام سے لی جائے، جو کہ بورڈ ممبران کے سامنے تنظیمی مضامین کے شق نمبر 134 (3) کے بیانیہ اور متعلقہ فارمز جو کہ اس کا لازمی حصہ ہیں، کے تحت زیر بحث لایا گیا اور اس کی منظوری دی گئی۔"

کمپنی کے ڈائریکٹرز کی بلا واسطہ یا بلا واسطہ کمپنی کے خصوصی امور میں کوئی دلچسپی نہیں ہے۔ یہ یوں بھی ضروری ہے کہ مذکورہ بالا شق جو کہ آرٹیکلز آف ایسوسی ایشن سے متعلق ہے، نہ صرف اسے بلکہ کمپنیز ایکٹ مجریہ 2017 کی تمام مماثل شقوں کو ایک دھارے میں لایا جاسکے اور اس کے ساتھ ساتھ اسے کمپنی اور بورڈ آف ڈائریکٹرز کے کاروباری و مجموعی فائدے کے لئے بروئے کار لایا جاسکے۔

4- سی ڈی سی کھاتے دار کو سیکورٹی اینڈ ایکسچینج کمیشن آف پاکستان کی جانب سے جاری کردہ سرکل نمبر 01 بتاریخ 20 جنوری، 2000 میں دی گئی ہدایات کا بھی خیال رکھنا ہوگا۔
الف) میٹنگ میں شمولیت کے لئے:

- 1) بصورت انفرادی کھاتہ دار یا ذیلی کھاتہ دار، یا وہ افراد جن کے حصص گروپ کھاتوں میں ہیں جن کی اندراج کی تفصیل قواعد کے مطابق مہیا کی گئی ہیں انہیں اجلاس میں شرکت کے وقت اپنی شناخت کی تصدیق کیلئے اپنا اصلی شناختی کارڈ یا پاسپورٹ پیش کرنا ہوگا۔
- 2) بصورت دیگر ادارے کے بورڈ آف ڈائریکٹرز کی قرارداد/مختار قانونی بمعد امیدوار کے تصدیق شدہ دستخط (پہلے سے مہیا ناکر کرنے کی صورت میں) پیش کرنے ہونگے۔

ب) پراکسی کے تقرر کے لئے:

- 1) بصورت انفرادی کھاتہ دار یا ذیلی کھاتہ دار، یا وہ افراد جن کی ضمانتیں گروپ کھاتوں میں ہیں جن کی اندراج کی تفصیل قواعد کے مطابق مہیا کی گئی ہیں وہ پراکسی کے تقرر کے لئے پراکسی فارم مندرجہ بالا دیگر ضروری دستاویزات کے ساتھ جمع کروا سکتا ہے۔
- 2) بطور گواہ دو افراد کے نام، پتے اور شناختی کارڈ نمبر پراکسی فارم پر لکھے ہونے ضروری ہیں۔
- 3) ملکیت اشغالی اور پراکسی کی تصدیق شدہ شناختی کارڈ یا پاسپورٹ کی کاپی ساتھ لانی ضروری ہے۔
- 4) پراکسی کے لئے اپنا اصلی شناختی کارڈ یا پاسپورٹ ساتھ لانا ضروری ہے۔

5) بصورت ادارے کے بورڈ آف ڈائریکٹرز کی قرارداد/مختار قانونی بمعد امیدوار کے تصدیق شدہ دستخط (پہلے سے مہیا ناکر کرنے کی صورت میں) اجلاس میں پیش کرنے ہونگے۔

5- اطلاع برائے شیئرز ہولڈرز جن کے شناختی کارڈ اب تک وصول نہیں قرار پائے:

سیکیورٹی اینڈ ایکسچینج کمیشن آف پاکستان کی جانب سے جاری کردہ ایس آر او نمبر 831 (1) / 2012 بتاریخ 05 جولائی 2012 کے تحت تمام حصص یافتگان کا شناختی کارڈ جمع کروانا ضروری ہے تا کہ مستقبل میں منافع وغیرہ کا اجراء کیا جاسکے بصورت دیگر منافع روکا جاسکتا ہے، چنانچہ ایسے تمام حصص یافتگان جنہوں نے اب تک اپنے شناختی کارڈ جمع نہیں کروائے انہیں متنبہ کیا جاتا ہے کہ وہ جلد از جلد اپنی شناختی کارڈ کی تصدیق شدہ کاپی ہمارے شیئرز رجسٹرار کو جمع کروادیں۔

6- منافع منقسمہ کی وصولی کا اختیار:

کیش ڈیویڈنڈ/منافع کی ادائیگی سے زیادہ موثر طریقہ ادائیگی ای-ڈیویڈنڈ کی صورت میں ہوتا ہے جہاں حصص یافتگان اپنا منافع بغیر کسی تاخیر کے اپنے بینک کھاتوں میں حاصل کر لیتا ہے، جس میں منافع کی غلط پتے پر ترسیل یا بروقت ناپہنچ پانے جیسے مسائل درپیش نہیں آتے، سیکورٹی اینڈ ایکسچینج کمیشن آف پاکستان کی جانب سے جاری کردہ اطلاع نمبر 8(4) ایس ایم/سی ڈی سی 2008، بتاریخ 5 اپریل 2013 جو کہ تمام مندرجہ کمپنیوں کو جاری کیا گیا تا کہ تمام حصص یافتگان اس سہولت کا بھرپور فائدہ اٹھا سکیں، چنانچہ اس بات کو مدنظر رکھتے ہوئے ہمیں ڈیویڈنڈ مینڈیٹ فارم پر کرمعدہ دستخط کے ارسال کریں۔

7- مالیاتی گوشواروں کی برقیاتی ترسیل:

سیکیورٹی اینڈ ایکسچینج کمیشن آف پاکستان کی جانب سے جاری کردہ ایس آر او نمبر 787 (1) / 2014 بتاریخ 8 ستمبر 2014 تمام کمپنیوں کو اجازت دی گئی کہ وہ سالانہ گوشواروں کے ساتھ ساتھ اطلاع برائے اجلاس عام کی ترسیل بھی بذریعہ ایمیل کریں بجائے ڈاک کے ذریعے بھیجنے کے، تو ایسے تمام ممبران جو اس سہولت سے فائدہ اٹھانا چاہیں وہ ہماری ویب سائٹ پر موجود معیاری درخواست فارم پر کر کے جمع کروائیں، ہماری ویب سائٹ ہے:
<http://www.yousufdewan.com/DSFL/index.html>

کمپنیز ایکٹ 2017 کی شق نمبر 134 (3) کے تحت بیان

یہ بیان جو کہ بطور لازمی جزو منسلک ہے دیوان سلمان فائبر لمیٹڈ کے اعلان برائے اجلاس عامہ کے ساتھ جو کہ بروز منگل بتاریخ 31 اکتوبر 2017 بارہ بجے دن بمقام پلاٹ نمبر 6، گلی نمبر 9، فیض مارکیٹ، جی-2، اسلام آباد، پاکستان، خصوصی امور اور اس سے متعلق حقائق کو طے کرنے کے لئے منعقد کیا گیا ہے۔

**YD**

A YOUSUF DEWAN COMPANY

اطلاع برائے سالانہ اجلاس عام

تمام ممبران کو اطلاع دی جاتی ہے کہ دیوان سلمان فائبر لمیٹڈ کا اٹھائیسواں سالانہ اجلاس بروز منگل 31 اکتوبر 2017 کو دوپہر 12:00 بجے، بمقام پلاٹ نمبر 6، گلی نمبر 9، فیاض مارکیٹ، جی-8/2، اسلام آباد، پاکستان میں منعقد کیا جا رہا ہے، کاروباری معاملات کی کارروائی کا آغاز قرآن کریم کی تلاوت سے ہوگا بعد از تلاوت قرآن کریم مندرجہ ذیل کاروباری معاملات زیر بحث رہیں گے۔

عمومی امور:

- 1- کمپنی کا گزشتہ سالانہ اجلاس جو کہ بروز جمعہ 28 اکتوبر 2016 کو منعقد کیا گیا تھا اس اجلاس میں پیش کئے جانے والے نکات کی منظوری۔
- 2- کمپنی کے آڈیٹر سے اختتامی سال 30 جون 2017 کے مالیاتی گوشوارے بمعہ ڈائریکٹرز اور آڈیٹر کی رپورٹ کی وصولی جائزہ اور منظوری۔
- 3- آنے والے سال کے لئے قانونی طور پر آڈیٹر کا تقرر اور ان کے مشاہرہ کا تعین کرنا۔
- 4- چیئرمین کی اجازت سے دیگر کاروباری معاملات زیر غور لانا۔

خصوصی امور:

- 1- غور و خوض اور موزوں سمجھا جانے کی صورت میں تنظیمی مضامین کے نکات میں کسی قسم کی تبدیلی/کمیٹی کی منظوری دینا جو کمپنیز ایکٹ 2017 کی شق نمبر 134(3) کے تحت بیانہ میں تفصیل کے ساتھ درج ہیں۔
 - 2- حصص یافتگان سے متعلقہ سالانہ مالیاتی گوشواروں کی کاپی کی منظور شدہ ذرائع ابلاغ کے ذریعے ترسیل اور ای ڈوننگ کی صورت میں کسی غیر ممبر کو بطور پراکسی مقرر کرانے سے متعلق بمعہ ترمیم/تبدیلی یا بلا ترمیم/تبدیلی مندرجہ ذیل قراردادوں کی بطور خصوصی قرارداد منظوری۔
 - 3- سیکورٹی اینڈ ایکسچینج کمیشن آف پاکستان کی جانب سے جاری کردہ ایس آر او نمبر 470(1) 2016 بتاریخ 31 مئی 2016 کے مطابق حصص یافتگان کی باہمی رضامندی سے سالانہ مالیاتی گوشواروں کی کاپی، کمپنی کے جنرل اجلاس و دیگر معلومات کی اطلاع بذریعہ سی ڈی، ڈی وی ڈی، یا یو ایس بی ترسیل کے لئے مندرجہ ذیل قرارداد کی ترمیم / بلا ترمیم کے منظوری دینا۔
- "قرار پایا کہ ممبران کی رضامندی اور منظوری سے دیوان سلمان فائبر لمیٹڈ (کمپنی) سالانہ مالیاتی گوشواروں، اطلاع برائے جنرل اجلاس اور کمپنی کی دیگر معلومات کی ترسیل 30 جون 2018 کے بعد سے طبع شدہ کاپی کے بجائے سی ڈی، ڈی وی ڈی، یا یو ایس بی میں تمام ممبران کو مہیا کی جائیگی۔"
- "مزید یہ قرار پایا کہ ای ڈوننگ کی صورت میں کسی بھی غیر ممبر کو بطور پراکسی مقرر کیا جاسکتا ہے۔"
- "مزید یہ قرار پایا کہ مندرجہ بالا قرارداد بشمول متعلقہ ردوبدل، آرٹیکل آف ایسوسی ایشن میں اضافہ / ترمیم کی منظوری مجاز حکام سے لی جائے، جو کہ بورڈ ممبران کے سامنے تنظیمی مضامین کے شق نمبر 134(3) کے بیانہ اور متعلقہ فارمز جو کہ اس کا لازمی حصہ ہیں، کے تحت زیر بحث لایا گیا اور اس کی منظوری دی گئی۔"
- "مزید یہ قرار پایا کہ جناب ظفر عاصم صاحب، چیف ایگزیکٹو اور ڈائریکٹر یا جناب محمد حنیف جرمین صاحب، کمپنی سیکریٹری کو قرار داد ہذا پر عمل درآمد کے لئے تمام اقدامات، کارروائیاں، قانونی دستاویزات کی تیاری اور متعلقہ ضروری امور انجام دینے کا اختیار دیا جاتا ہے۔"
- "کمپنیز ایکٹ 2017 کی دفعہ 134(3) کے تحت خصوصی امور سے متعلق گوشوارہ جو کہ اس کا جزو قرار پایا ہے، نوٹس ہذا کے ہمراہ ممبران کو ارسال کیا جا رہا ہے۔"

بجگم بورڈ

محمد حنیف جرمین
کمپنی سیکریٹری

کراچی: اکتوبر 2، 2017

نکات:

- 1- کمپنی کی شیئر ڈیٹیلز بکس 24 اکتوبر 2017 سے 31 اکتوبر 2017 تک بند رہیگی (دونوں دن شامل ہیں)۔
- 2- تمام ممبران سے درخواست ہے کہ مستقل پتے میں کسی قسم کی تبدیلی کی جلد از جلد ہمارے رجسٹرار شیئرز ٹرانسفر ایجنٹ بی ایم ایف کنسلٹنٹ (پرائیوٹ) لمیٹڈ، انیم اسٹیٹ بلڈنگ، روم نمبر 310 اور 311، تیسری منزل، 49، دارالامان سوسائٹی، شاہراہ فیصل، ملحقہ بلوچ کالونی پل، کراچی، اطلاع باہم پہنچائیں۔
- 3- کمپنی کے تمام ممبران اجلاس میں شرکت کرنے اور ووٹ دینے کے حقدار ہیں، اپنی غیر موجودگی میں اجلاس میں شرکت کرنے اور ووٹ ڈالنے کے لئے پراکسی کا تقرر کر سکتے ہیں، پراکسی سے متعلقہ معلومات کی اطلاع اجلاس کے 48 گھنٹوں پہلے مندرجہ بالا پتہ پر ارسال کرنی ہوگی۔

FORM OF PROXY
28TH ANNUAL GENERAL MEETING

IMPORTANT

This form of Proxy duly completed must be deposited at our Shares Registrar Transfer Agent **BMF Consultants Pakistan (Private) Ltd.** Anum Estate Building, Room No. 310 & 311, 3rd Floor, 49, Darul Aman Society, Main Shahrah-e-Faisal, Adjacent Baloch Colony Bridge, Karachi-75350, Pakistan. Not later than 48 hours before the time of holding the meeting A Proxy should also be a member of the Company.

I/We _____ of _____ being a member of **DEWAN SALMAN FIBRE LIMITED** and holder of _____ Ordinary shares as per Registered Folio No./CDC Participant's ID and Account No _____ hereby appoint _____ of _____ who is also member of **DEWAN SALMAN FIBRE LIMITED** vide Registered Folio No./CDC Participant's ID and Account No. _____ my/our proxy to vote for me/our behalf at the 28th Annual General Meeting of the Company to be held **Tuesday, October 31, 2017, at 12:00 noon** at Plot No. 6, Street No. 9, Fayyaz Market, G-8/2, Islamabad, Pakistan.

Signed this _____ day of _____ 2017.

Affix
Revenue
Stamp
Rs. 5/-

Signature _____

Witness: _____

Signature

Name: _____

Address: _____

Witness: _____

Signature

Name: _____

Address: _____

پراکسی فارم
اٹھائیسواں سالانہ اجلاس عام

اہم اعلان

یہ پراکسی فارم مکمل پر کر کے ہمارے رجسٹرار شیئر ٹرانسفر ایجنٹ، بی ایم ایف کنسلٹنٹ (پرائیوٹ) لمیٹڈ، انعم اسٹیٹ بلڈنگ، روم نمبر 310 اور 311، تیسری منزل، 49، دارالمان سوسائٹی، شاہراہ فیصل، ماتحتہ بلوچ کالونی پل، کراچی۔ 75350، پاکستان۔ کے آفس میں، میٹنگ کے انعقاد سے اڑتالیس گھنٹے پہلے یہ فارم ضرور جمع کروادیں، کسی بھی پراکسی کا کمپنی کا ممبر ہونا ضروری ہے۔

میں / ہم _____ کا (مکمل پتہ)

بجائیت ممبر _____

دیوان سلمان فابری لمیٹڈ کے _____ حصص کے مالک، رجسٹرڈ فوئیو نمبر /

سی ڈی سی آئی ڈی اور کھاتہ نمبر _____ میں

بطور پراکسی تقرر کرتا / کرتی ہوں _____ کا (مکمل پتہ)

جو بذات خود بھی _____

دیوان سلمان فابری لمیٹڈ _____

سی ڈی سی آئی ڈی اور کھاتہ نمبر _____

جو کہ میری / ہماری غیر موجودگی کی صورت میں کمپنی کے اٹھائیسویں سالانہ اجلاس عام جو کہ بروز منگل، ۳۱ اکتوبر ۲۰۱۷ کو
دپہر ۱۲:۰۰ بجے، بمقام پلاٹ نمبر ۶، گلی نمبر ۹، فیاض مارکیٹ، جی۔۸/۲، اسلام آباد، پاکستان میں منعقد کیا جا رہا ہے، میری /
ہماری جانب سے ووٹ دے۔

بطور گواہ میں / ہم نے بروز _____ بتاریخ _____ ۲۰۱۷ کو میرے / ہمارے ہاتھ سے مہر لگائی۔

Affix
Revenue
Stamp
Rs. 5/-

دستخط _____

گواہ: _____

نام: _____

مکمل پتہ: _____

گواہ: _____

نام: _____

مکمل پتہ: _____