



1st Quarterly | SEPTEMBER
ACCOUNTS | 30, 2020
U n - A u d i t e d

Din
Din Textile Mills Ltd.



DIN GROUP



ORGANIC PART
GOTS 100
The Textile Exchange
Member



CONFIDENCE
IN TEXTILES
Tested for harmful substances
According to China Text Standard 130
01 9901



CONFIDENCE
IN TEXTILES
Tested for harmful substances
According to China Text Standard 130
01 9901



CONTENTS

Corporate Information	02
Directors' Report	03
Condensed Interim Statement of Financial Position	07
Condensed Interim Statement of Profit or Loss	08
Condensed Interim Statement of Comprehensive Income	09
Condensed Interim Statement of Cash Flows	10
Condensed Interim Statement of Changes in Equity	11
Selected Notes to the Condensed Interim Financial Statements	12
Directors' Report (Urdu)	20

CORPORATE INFORMATION

Board of Directors

Shaikh Mohammad Muneer
Shaikh Muhammad Pervez
Shaikh Muhammad Tarveer
Shaikh Mohammad Naveed
Mr. Faisal Jawed
Mr. Farhad Shaikh Mohammad
Mr. Abdul Razzaq
Mr. Ehtesham Maqbool Elahi
Mrs. Romisa Raffay

Chairman
Director
Chief Executive
Director
Director
Director
Director
Director
Director

Company Secretary

Mr. Islam Ahmed

Chief Financial Officer

Mr. Shaukat Hussain Ch.
(ACA, CPFA, FPFA, CFC)

Auditors

Naveed Zafar Ashfaq Jaffery & Co.,
Chartered Accountants

Legal Advisor

Mohsin Teyebaly & Co.

Share Registrar

CDC Share Registrar Services Limited
CDC House 99-B, Block-B, S.M.C.H.S
Main Shahrah-e-Faisal, Karachi-74400
Customer Support Services
(Toll Free) 0800-23275
Fax: (+92-21) 34326053
Email : info@cdcsrsl.com
Website : www.cdcsrsl.com

- ☑ Allied Bank Limited
- ☑ Bank Alfalah Limited
- ☑ Bank Al-Habib Limited
- ☑ BankIslami Pakistan Limited
- ☑ Dubai Islamic Bank Pakistan Limited
- ☑ Faysal Bank Limited
- ☑ Habib Bank Limited
- ☑ Habib Metropolitan Bank Limited
- ☑ MCB Bank Limited
- ☑ MCB Islamic Bank Limited
- ☑ Meezan Bank Limited
- ☑ National Bank of Pakistan
- ☑ Standard Chartered Bank (Pakistan) Limited

Audit Committee

Mr. Abdul Razzaq	Chairperson
Shaikh Muhammad Pervez	Member
Mr. Faisal Jawed	Member

Human Resource and Remuneration Committee

Mr. Abdul Razzaq	Chairperson
Mr. Faisal Jawed	Member
Mr. Farhad Shaikh Mohammad	Member

Registered Office

Din House, 35-A/1, Lalazar Area,
Opp: Beach Luxury Hotel, M. T. Khan Road, Karachi.

Mills

Unit-I and II: Kot Akbar Khan, 70 Km Multan Road, Tehsil Pattoki, District Kasur, Punjab.
Unit-II: Revenue Estate, Bhai Kot, Tablighi Chowk, Raiwind Road, Tehsil and District
Lahore - Punjab.
Unit-IV: Dars Road, Off Raiwind Manga Road, Bachuki Majha Distt. Kasur.

Website

www.dingroup.com

Email

textile@dingroup.com

DIRECTORS' REPORT

In the name of Allah, the Most Beneficent, the Most Gracious, the Most Merciful.

Dear shareholders

The Board of Directors is pleased to present the un-audited financial statements of the Company for the 1st quarter ended September 30, 2020 in compliance with requirements of the Companies Act, 2017.

Financial Results

During the Quarter ended under review, following are the key financial results of the company as compare to last contemporary period:

		30-Sep-20	30-Sep-19	Inc. / (Dec.) % age
Sales	Rupees in '000'	4,085,864	3,066,340	33
Gross Profit	Rupees in '000'	227,181	381,657	(40)
Pre-tax (Loss)/Profit	Rupees in '000'	(1,474)	100,366	(101)
After Tax (Loss)/Profit	Rupees in '000'	(65,846)	65,828	(200)
Gross Profit	Percentage	5.56	12.45	
After Tax (Loss)/Profit	Percentage	(1.61)	2.15	
(Loss)/ Earning per share	Rupees	(1.26)	2.26	

There is a decline in the financial performance of the company for the first quarter ended Sep 30, 2020 as compare to previous period. The Uncertainty of situation due to COVID-19 had a disastrous impact on the economy but we had been trying hard to mitigate the impact of it on our company's profitability. Our management, inspite of such crisis, are trying their best to allocate its resources optimistically by strict strategic planning.

General Market Conditions

The demand for Textiles started to shows signs of improvement as all export orders which was on hold due to pandemic are being pursued rigorously. Overall economic position of the country has remained stable, in fact it is slightly improving. Government focuses on ways to improve macro-economic balances especially public finances not only by increasing revenues but restructuring expenditures including reductions in subsidies to the non-poor and increasing the effectiveness of public spending.

The Pakistan textile industry contributes more than 60 percent to the country's total exports. However, currently this industry is facing great decline in its growth rate. The major reasons for this decline can be the global recession, internal security concerns, the high cost of production due to increase in the energy costs etc. However, reduction in power crises and government subsidies to industries in the form of grants and low mark-up along with stability of dollar rate can spur the economy.

Future Prospect

Multiple tactics have been adopting by government in order to bring stability in such

uncertain environment. An emphasis is placed on comprehensive growth strategy which focus mainly on governance structure. Improving the quality of governance, will provide confidence in the country's economic future and will result in increasing domestic investment. Other elements of the strategy involve improving the energy situation, correcting the long neglect of exports and using international trade as a driver of growth. The stability in fuel prices, controlling exchange rate and markup rate induce the overall growth of businesses in Pakistan.

Our company had already issued right share in order to inject funds which are utilizing to meet our working capital and capital expenditure requirements. In order to support expansion plan, our management had not declared dividend for the year ended June 30, 2020 and is planning to use the available funds to strengthen the growth of business.

Acknowledgment

The Board of directors would take a pleasure in appreciating all stakeholders for their endeavoring and their outstanding commitment in improving the performance of the Company and making it the leader in Textile sector exclusively. The Company looks toward your continuous support as always to help us navigate through difficult economic conditions both locally and internationally.

Karachi:
Dated : October 20, 2020

Shaikh Muhammad Tarveer
Chief Executive

On behalf of the Board of Directors

Farhad Shaikh / Mohammad
Director



ACCOUNTS

Financial Statements (Un-Audited)
1st Quarter ended September 30, 2020



DIN GROUP

DIN TEXTILE MILLS LTD.

==== This Page left blank intentionally ====

**Condensed Interim Statement of Financial Position (Un-Audited)
As at September 30, 2020**

(Amounts in Thousand)

		(Un-audited)	(Audited)
	Note	30-Sep-20 Rupees	30-Jun-20 Rupees
NON CURRENT ASSETS			
Property, plant and equipment	5	6,016,908	5,809,205
Long term deposits		17,747	17,747
		6,034,655	5,826,952
CURRENT ASSETS			
Stores, spare parts and loose tools		549,900	321,405
Stock in trade	6	3,126,599	3,129,279
Trade debts		2,125,865	2,235,985
Advances		2,175,474	145,884
Trade deposits		172	172
Other receivables		36,029	12,359
Tax refunds due from Government		443,007	476,345
Cash and bank balances		163,003	309,354
		8,620,049	6,630,783
CURRENT LIABILITIES			
Trade and other payables		4,939,271	3,501,043
Unclaimed dividend		5,913	5,913
Accrued mark up / interest		128,301	127,201
Short term borrowings		1,347,495	1,974,513
Current portion of Long term financing from banking companies - secured		344,180	67,475
		6,761,360	5,676,145
WORKING CAPITAL			
		1,858,689	954,638
TOTAL CAPITAL EMPLOYED			
		7,893,344	6,781,590
NON CURRENT LIABILITIES			
Long term financing from banking companies - secured		4,660,707	3,495,521
Deferred liabilities			
Staff retirement benefits - gratuity		143,861	139,872
Deferred taxation		44,742	36,317
		4,849,310	3,671,710
CONTINGENCIES AND COMMITMENTS			
Net Worth	7	3,044,034	3,109,880
EQUITY AND LIABILITIES			
SHARE CAPITAL AND RESERVES			
Authorized capital			
200,000,000 ordinary shares of Rs. 10 each		2,000,000	2,000,000
Net Worth Represented by:			
Issued, subscribed and paid up capital			
52,464,749 ordinary shares of Rs. 10/- each	8	524,667	524,667
Reserves		2,519,367	2,585,213
		3,044,034	3,109,880

The annexed notes form an integral part of these condensed interim financial statements.

Karachi:
Dated: October 20, 2020

Shahk Muhammad Tanweer
Chief Executive

Farhad Shahk Muhammad
Director

Shaukat Hussain
Chief Financial Officer

Condensed Interim Statement of Profit or Loss (Un-Audited)
For the 1st Quarter ended September 30, 2020

(Amounts in Thousand except earning per share)

	Note	30-Sep-20 Rupees	30-Sep-20 Rupees
Sales		4,085,864	3,066,340
Cost of sales		(3,858,683)	(2,684,683)
Gross Profit		227,181	381,657
Distribution cost		(14,799)	(16,231)
Administrative expenses		(67,804)	(41,100)
Other operating expenses		(6,787)	(13,883)
Finance cost		(142,256)	(213,836)
		(231,646)	(285,050)
		(4,465)	96,607
Other operating income		2,991	3,759
(Loss) / Profit before taxation		(1,474)	100,366
Provision for taxation		(64,372)	(34,538)
(Loss) / Profit for the period		(65,846)	65,828
(Loss) / Earnings per share - basic (Rupee per share)	9	(1.26)	2.26

The annexed notes form an integral part of these condensed interim financial statements.

Karachi:

Dated: October 20, 2020

Shaikh Muhammad Tanveer
Chief Executive

Farhad Shaikh Mohammed
Director

Shaukat Hussain
Chief Financial Officer

Condensed Interim
Statement of Comprehensive Income (Un-Audited)
For the 1st Quarter ended September 30, 2020

(Amounts in Thousand)

	30-Sep-20 Rupees	30-Sep-19 Rupees
(Loss) / Profit for the period	(65,846)	65,828
Other comprehensive income for the period	-	-
Total comprehensive (Loss) / Income for the period	(65,846)	65,828

The annexed notes form an integral part of these condensed interim financial statements.

Karachi:

Dated: October 20, 2020

Shahk Muhammad Tanveer
Chief Executive

Farhad Shahk Mohammad
Director

Shahk Hussain
Chief Financial Officer

**Condensed Interim Statement of Cash Flows (Un-Audited)
For the 1st Quarter ended September 30, 2020**

(Amounts in Thousand)


	30-Sep-20 Rupees	30-Sep-19 Rupees
CASH FLOWS FROM OPERATING ACTIVITIES		
(Loss) / Profit before taxation	(1,474)	100,366
Adjustments for		
Depreciation	129,898	102,507
Staff retirement benefits - gratuity	17,094	13,674
Workers' profit participation fund	-	5,712
Workers' welfare fund	-	2,171
Provisions for doubtful debts	6,000	6,000
Finance cost	142,256	213,836
Loss / (Gain) on disposal of property, plant and equipment	787	(3,756)
	<u>296,035</u>	<u>340,544</u>
Profit before working capital changes	294,561	440,310
(Increase) / Decrease in current assets		
Stores, spare parts and loose tools	(228,495)	(628,617)
Stock in trade	2,640	(23,363)
Trade debts	104,130	(474,143)
Advances	(2,029,591)	258,728
Other receivables	(23,670)	4,285
	<u>(2,174,956)</u>	<u>(863,312)</u>
Increase in current liabilities		
Trade and other payables	1,423,270	366,583
Cash used in operations	<u>(457,125)</u>	<u>(56,219)</u>
Finance cost paid	(144,956)	(231,009)
Taxes paid	(7,323)	(42,452)
Dividend paid	-	(6)
Staff retirement benefits - gratuity paid	(13,104)	(6,053)
Net cash used in operating activities	<u>(622,708)</u>	<u>(335,739)</u>
CASH FLOWS FROM INVESTING ACTIVITIES		
Proceeds from sale of property, plant and equipment	7,283	13,752
Fixed capital expenditure	(345,790)	(544,470)
Long term deposits	-	-
Net cash used in investing activities	<u>(338,507)</u>	<u>(530,718)</u>
CASH FLOWS FROM FINANCING ACTIVITIES		
Long term financing	1,441,890	459,614
Net cash generated from financing activities	<u>1,441,890</u>	<u>459,614</u>
Net increase / (decrease) in cash and cash equivalents	480,667	(406,843)
Cash and cash equivalents at the beginning of the period	(1,665,159)	(2,203,939)
Cash and cash equivalents at the end of the period	<u>(1,184,492)</u>	<u>(2,610,752)</u>
CASH AND CASH EQUIVALENTS		
Cash and bank balances	163,003	183,789
Short term borrowings	(1,347,495)	(2,794,571)
	<u>(1,184,492)</u>	<u>(2,610,752)</u>

The annexed notes form an integral part of these condensed interim financial statements.

Karachi:
Dated: October 20, 2020

Shaikh Muhammad Tanveer
Chief Executive

Farhad Shaikh Mohammed
Director


Shaikh Hussain
Chief Financial Officer

**Condensed Interim
Statement of Changes in Equity (Un-Audited)
For the 1st Quarter ended September 30, 2020**

(Amounts in Thousand)

Particulars	Share capital	Reserves				Sub total	Total
		Capital	Revenue				
		Share Premium	General	Unappropriated profit			
Rupees							
Balance as at July 01, 2019	291,482	-	400,000	1,471,574	1,871,574	2,163,056	
Total comprehensive income for the 1st quarter ended September 30, 2019	-	-	-	65,828	65,828	65,828	
Balance as at September 30, 2019	<u>291,482</u>	<u>-</u>	<u>400,000</u>	<u>1,537,402</u>	<u>1,937,402</u>	<u>2,228,884</u>	
Balance as at July 01, 2020	524,667	746,194	400,000	1,439,019	2,585,213	3,109,880	
Total comprehensive Loss for the 1st quarter ended September 30, 2020	-	-	-	(65,846)	(65,846)	(65,846)	
Balance as at September 30, 2020	<u>524,667</u>	<u>746,194</u>	<u>400,000</u>	<u>1,373,173</u>	<u>2,519,367</u>	<u>3,044,034</u>	

The annexed notes form an integral part of these condensed interim financial statements.

Karachi:
Dated: October 20, 2020

Shaikh Muhammad Tanveer
Chief Executive

Farhad Shaikh Mohammad
Director

Shaukat Hussain
Chief Financial Officer

**Selected Notes to the
Condensed Interim Financial Statements (Un-Audited)
For the 1st Quarter ended September 30, 2020**

1 LEGAL STATUS AND NATURE OF BUSINESS

- 1.1 The company is limited by shares, incorporated in Pakistan on June 13, 1988 and is quoted on Pakistan Stock Exchange (Formerly: Karachi Stock Exchange Limited). The registered office of the company is situated at 35-A/1, Lalazar area, opposite Beach Luxury Hotel, M. T. Khan road, Karachi in the province of Sind, Pakistan.
- 1.2 The principal business of the company is to manufacture and sale of yarn. The manufacturing units are located at Pattoki and Raiwind in the province of Punjab.
- a) Unit-I and II: Kot akbar Khan, 70 Km Multan Road, Tehsil Pattoki, District Kasur, Punjab.
 - b) Unit-III: Revenue Estate, Bhai Kot, Tablighi Chowk, Raiwind Road, Tehsil and District Lahore - Punjab.
 - c) Unit-IV: Dars Road, Off Raiwind Manga Road, Bachuki Majha Distt. Kasur.

2 BASIS OF PREPARATION

2.1 Statement of compliance

These financial statements have been prepared in accordance with the accounting and reporting standards as applicable in Pakistan. The accounting and reporting standards applicable in Pakistan comprise of:

International Financial Reporting Standards (IFRS) issued by the International Accounting Standards Board (IASB) as notified under the Companies Act, 2017; and
Provisions of and directives issued under the Companies Act, 2017.

Where provisions of and directives issued under the Companies Act, 2017 differ from the IFRS Standards, the provisions of and directives issued under the Companies Act, 2017 have been followed.

These condensed interim financial statements comprise of condensed interim statement of financial position, condensed interim statement of profit or loss, condensed interim statement of comprehensive income, condensed interim statement of cash flows and condensed interim statement of changes in equity together with the selected notes for the 1st quarter ended September 30, 2020 which have not been audited.

3 SIGNIFICANT ACCOUNTING POLICIES

- 3.1 The accounting policies and methods of computation which have been used in the preparation of these condensed interim financial information are the same as those applied in preparation of the financial statements for the preceding year ended June 30, 2020.
- 3.2 Amendments to certain existing standards and new interpretations on approved accounting standards effective during the period either were not relevant to the company's operations or did not have any impact on the accounting policies of the company.

4 ACCOUNTING ESTIMATES, JUDGMENTS AND FINANCIAL RISK MANAGEMENT

- 4.1 The preparation of these condensed interim financial information in conformity with approved accounting standards requires management to make estimates, assumptions and use judgments that affect the application of policies and reported amounts of assets and liabilities and income and expenses. Estimates, assumptions and judgments are continually evaluated and are based on historical experience and other factors, including reasonable expectations of future events. Revisions to accounting estimates are recognized prospectively commencing from the period of revision.

Judgements and estimates made by management in the preparation of these condensed interim financial informations are the same as those that were applied to the financial statements as at and for the year ended June 30, 2020.

- 4.2 The Company's financial risk management objectives and policies are consistent with those disclosed in the financial statements as at and for the year ended June 30, 2020.

5 PROPERTY, PLANT AND EQUIPMENT

		(Un-audited)	(Audited)
	Note	30-Sep-20	30-Jun-20
		Amount in '000	
Operating assets	5.1	5,211,781	5,341,765
Capital work in progress - at cost	5.2	805,127	467,440
		6,016,908	5,809,205

5.1 The cost of additions and deletions to property, plant and equipment during the 1st Quarter ended were as follows:

	30-Sep-20		30-Sep-19	
	Acquisition Cost	Disposal	Acquisition Cost	Disposal
	Rupees In '000'		Rupees In '000'	
Owned Assets				
Freehold Land	-	-	23,790	-
Building	147	-	110,888	-
Plant and machinery	-	(31,193)	1,740,760	(139,747)
Electric Installation	5,573	-	15,533	-
Tools and equipment	-	-	-	-
Furniture and fixture	598	-	2,422	-
Office equipment	620	-	397	-
Computers	1,173	-	2,078	-
Vehicles	-	(1,039)	33,125	(6,907)
	8,111	(32,232)	1,928,993	(146,654)

5.2 CAPITAL WORK IN PROGRESS

	(Un-audited)	(Audited)
	30-Sep-20	30-Jun-20
	Rupees In '000'	
Building	430,199	222,898
Plant and machinery	345,561	222,319
Electric Installation	20,130	14,269
Intangible	9,237	7,954
	805,127	467,440

6 STOCK IN TRADE

Finished goods amounting to Rs. 37,556,454 (June 30, 2020 : Rs 127,560,820) are stated at their net realizable value aggregating Rs. 32,099,326 (June 30, 2020 : Rs. 119,572,509). The amount charged to statement of profit or loss in respect of stocks written down to their net realizable value is Rs. 5,457,128 (June 30, 2020 : Rs. 7,988,311).

7 CONTINGENCIES AND COMMITMENTS

There has been no significant change in the contingencies and commitments since the last audited financial statements except as disclosed in note 7.1, 7.2, and 7.3 respectively.

7.1 The Company has issued post dated cheques amounting to Rs. 160.184 million (June 30, 2020 : Rs. 114.604 million) in favor of Collector of Customs in lieu of custom levies against various statutory notifications. The indemnity bonds furnished by the company are likely to be released after the fulfillment of term of related SROs.

	(Un-audited)	(Audited)
	30-Sep-20	30-Jun-20
	Rupees in '000'	
7.2 Contingencies		
Bills discounted with recourse	-	-
Bank guarantees issued in ordinary course of business	362,387	299,892

7.3 Commitments

Letters of credit for capital expenditure	1,132,936	2,152,331
Letter of credit for raw material	1,384,001	2,483,056
Letter of credit for stores and spares	42,052	4,902

8 ISSUED, SUBSCRIBED AND PAID UP CAPITAL

		(Un-audited)	(Audited)
30-Sep-20	30-Jun-20	30-Sep-20	30-Jun-20
Number of shares		Rupees in '000'	
36,798,155	36,798,155	367,982	367,982
1,962,334	1,962,334	19,623	19,623
13,706,260	13,706,260	137,063	137,063
52,466,749	52,466,749	524,668	524,668

8.1 Associated company, Din Corporation (Pvt.) Limited held 6,469,187 (June 30, 2020 : 6,469,187) ordinary shares of the company.

8.2 Associated company, Din Industries Management (Pvt.) Limited, held 5,679,742 (June 30, 2020 : 5,679,742) ordinary shares of the company.

8.3 The shareholders are entitled to receive all distributions to them including dividend and other entitlements in the form of bonus and right shares as and when declared by the company. All shares carry "one vote" per share without restriction.

9 (Loss) / EARNING PER SHARE - BASIC (RUPEE PER SHARE)

	30-Sep-20	30-Sep-19
	-----Rupees in '000'-----	
(Loss) / Profit for the period	(65,846)	65,828
Weighted average number of ordinary shares outstanding during the period	52,466,749	29,148,194
(Loss)/Earning per share - basic (Rupee per share)	(1.26)	2.26

9.1 There is no dilutive effect on the basic earnings per share of the company.

10 TRANSACTIONS WITH RELATED PARTIES

		(Un-audited)	(Un-audited)
		30-Sep-20	30-Sep-19
		-----Rupees in '000'-----	
Transactions with related parties	Relationship		
MCB Bank Limited	Associated company		
Deposits		-	2
Withdrawals		-	2
MCB Islamic Bank Limited	Associated company		
Deposits		292,003	705,000
Withdrawals		454,531	452,335
Din Leather (Pvt) Ltd.	Associated company		
Reimbursement of Expenses		2,853	1,236
Din Industries Ltd.	Associated company		
Sale of Yarn		-	14,450
Salaries and other employees benefits	Key management personnel	38,866	19,804
Staff retirement benefits	Key management personnel	692	335
		(Un-audited)	(Audited)
		30-Sep-20	30-Jun-20
		-----Rupees in '000'-----	
Balances outstanding at the period end			
MCB Bank Limited		953	953
MCB Islamic Bank Limited		553,282	390,754
Din Leather (Pvt.) Ltd.		272	332
Din Industries Ltd.		-	1,572

11 DATE OF AUTHORIZATION FOR ISSUE

These financial statements have been authorized for issue on October 20, 2020 by the board of directors of the company.

12 GENERAL

Figures have been rounded off to the nearest thousand rupees.

Karachi:
Dated : October 20, 2020

Shahk Muhammad Tanveer
Chief Executive

Fahad Shahk Muhammad
Director


Shahk Muhammad
Chief Financial Officer

اظہار تشکر

بورڈ آف ڈائریکٹرز حمایت، معاونت اور رہنمائی کے لئے قابل قدر شیئر ہولڈرز، بینکاروں، سکیورٹیز اینڈ ایکسچینج کمیشن اور پاکستان اسٹاک ایکسچینج کے انتظامیہ کے شکر گزار ہیں۔ بورڈ آف ڈائریکٹرز کمپنی کے عملے اور کارکنوں کی مسلسل خدمات، وفاداری اور کوششوں کو بھی سراہتے ہیں۔

منجانب بورڈ آف ڈائریکٹرز

فرہاد شیخ محمد
ڈائریکٹر

شیخ محمد تنویر
چیف ایگزیکٹو

کراچی:

تاریخ: 20 اکتوبر 2020ء

عام مارکیٹ کے حالات

ٹیکسٹائل کی طلب میں بہتری کی علامات ظاہر ہونا شروع ہو گئی ہیں کیونکہ دبائی بیماری کے سبب رو کے گھٹے تمام برآمدی آرڈرز مکمل کئے جا رہے ہیں۔ ملک کی مجموعی معاشی پوزیشن مستحکم رہی ہے، درحقیقت اس میں قدرے بہتری آرہی ہے۔ حکومت نے معاشی توازن کو بہتر بنانے کے طریقوں پر توجہ مرکوز کی ہے خصوصاً نہ صرف پبلک فنانسز کے محصولات میں اضافہ ہوا ہے بلکہ اخراجات کی تنظیم نو سے امیروں کے لئے سبسڈی میں کمی اور عوامی اخراجات اثرات میں اضافہ ہوا ہے۔

پاکستان کی ٹیکسٹائل صنعت ملک کی مجموعی برآمدات میں 60 فیصد سے زیادہ کا حصہ شامل کرتی ہے۔ تاہم، فی الحال اس صنعت کو اپنی شرح نمو میں زبردستی کمی کا سامنا ہے۔ اس کمی کی بڑی وجوہات عالمی کساد بازاری، داخلی سلامتی کے خدشات، توانائی کے اخراجات میں اضافے کی وجہ سے پیداواری اخراجات وغیرہ زیادہ ہو سکتے ہیں، تاہم بجلی کے بحرانوں میں کمی اور صنعتوں کو حکومتی سبسڈی گرانٹ اور کم مارک اپ کی شکل میں اور ڈالر کی شرح میں استحکام کے ساتھ معیشت کو حوصلہ مل سکتا ہے۔

مستقبل کا نقطہ نظر

ایسے غیر یقینی ماحول میں استحکام لانے کے لئے حکومت متعدد حربے اختیار کر رہی ہے۔ جامع نمو کی حکمت عملی پر زور دیا گیا ہے جو بنیادی طور پر گورننس کے ڈھانچے پر مرکوز ہے۔ گورننس کے معیار کی بہتری، ملک کے معاشی مستقبل پر اعتماد فراہم کرے گا اور اس سے ملکی سرمایہ کاری میں اضافہ ہوگا۔ حکمت عملی کے دیگر عناصر میں توانائی کی صورت حال کو بہتر بنانا، برآمدات کو طویل مدت تک نظر انداز کرنے کو درست کرنا اور بین الاقوامی تجارت کو ترقی کے محرک کے طور پر استعمال کرنا شامل ہے۔ ایندھن کی قیمتوں میں استحکام، شرح تبادلہ اور مارک اپ کی شرح کو کنٹرول کرنا پاکستان میں کاروبار کی مجموعی نمو کو فروغ دیتا ہے۔

ہماری کپنی نے فنڈز کی سرمایہ کرنے کے لئے پہلے ہی رائٹ شیئرز جاری کیے جو ہمارے ورکنگ سرمایہ اور کپنٹل اخراجات کی ضروریات کو پورا کرنے کے لئے استعمال کئے جا رہے ہیں۔ توسیع کے منصوبے کی حمایت کے لئے، ہماری انتظامیہ نے 30 جون 2020 کو ختم ہونے والے سال کے لئے منافع کا اعلان نہیں کیا تھا اور کاروبار کو فروغ دینے کے لئے دستیاب فنڈز کو استعمال کرنے کی منصوبہ بندی کی جا رہی ہے۔

مجلس نظماء کی رپورٹ

"شروع اللہ کے بابرکت نام سے جو رحمن اور بڑا رحم کرنے والا ہے"

محترم حصص یافتگان

"بورڈ آف ڈائریکٹرز کمپنیز ایکٹ 2017 کے تقاضوں کے مطابق 30 ستمبر 2020 کو ختم ہونے والی سالانہ رپورٹ میں کمپنی کی کارکردگی پر مشاہدے کے ساتھ ساتھ کمپنی کے غیر نظر ثانی شدہ مالی حسابات پیش کرتے ہوئے خوشی محسوس کر رہا ہے"

مالیاتی نتائج

"زیر جائزہ سالانہ رپورٹ کے دوران کمپنی کے اہم مالیاتی نتائج کا گزشتہ سال کی اسی سالانہ رپورٹ سے موازنہ حسب ذیل ہے:

فیصدی اضافہ / کمی	30 ستمبر 2019	30 ستمبر 2020	روپے '000	فروقات
33	3,066,340	4,085,864	روپے '000	فروقات
(40)	381,657	227,181	روپے '000	مجموعی منافع
(101)	100,366	(1,474)	روپے '000	فلس ازنیکس (تقصان) / منافع
(200)	65,828	(65,846)	روپے '000	بعد ازنیکس (تقصان) / منافع
	12.45	5.56	فیصد	مجموعی منافع
	2.15	(1.61)	فیصد	بعد ازنیکس (تقصان) / منافع
	2.26	(1.26)	روپے	فی شیئر (تقصان) / آمدن

کمپنی کی مالی کارکردگی میں گزشتہ سال کی اسی مدت کے مقابلے 30 ستمبر 2020 کو ختم ہونے والی سالانہ رپورٹ میں کمی ہوئی ہے۔ COVID-19 کے باعث غیر یقینی صورت حال نے معیشت کو شدید متاثر کیا لیکن ہم نے کمپنی کے منافع پر اس کے اثرات کو کم کرنے کی سخت محنت کی۔ کمپنی کی انتظامیہ ایسے بحران کے باوجود مزید دانشمندانہ مارکیٹنگ حکمت عملیوں کے ذریعے اپنے ہر امیدوار کے لیے بھرپور فائدہ اٹھانے کے لیے اپنی بہترین کوششیں کر رہی ہے۔

سرمایہ کاری کی آگاہی کے لیے انقلابی اقدام



جہاں رہیں، آگاہ رہیں

SECP کی جانب سے شروع کیے گئے "ایسا رہو، یہاں رہو" کے تحت
سرمایہ کاری سے متعلق مردم کی معلومات فراہم کرتے ہوئے آگاہی کے لیے
سرمایہ کاری کا اہلکار بنیں۔ آگاہی کے لیے ایسی جگہیں تلاش کریں جہاں
کمپنیاں مارکیٹ کیڑے لگاتے ہیں اور ان کی خدمات تک رسائی میں سرمایہ کاری سے
متعلق آگاہی کے مواقع فراہم کرتے ہیں اور ساتھ ہی ان لائنوں کے
ذریعے کیلے ہی کیلے میں مبالغہ آفرین سرمایہ کاری کے سلسلے میں آگاہی فراہم کی
فراہم کرتے ہیں۔

ملتان لائن ہاؤس:

- سکیمینٹر
- ماہگراہی
- ڈسک پبلشر
- ڈی بی
- کیلیو
- نیوز ایڈیٹر

کیلے ہی کیلے
میں سیکھیں
سرمایہ کاری کا پتہ



Jama Punji is an Investor
Education Initiative of
Securities and Exchange
Commission of Pakistan








==== This Page left blank intentionally ====









**Be aware, Be alert,
Be safe**

Learn about investing at
www.jamapunji.pk

Key features:

-  Licensed Entities Verification
-  Scam meter*
-  Jamapunji games*
-  Tax credit calculator*
-  Company Verification
-  Insurance & Investment Checklist
-  FAQs Answered

-  Stock trading simulator
(based on live feed from KSE)
-  Knowledge center
-  Risk profiler*
-  Financial calculator
-  Subscription to Alerts (event
notifications, corporate and
regulatory actions)
-  Jamapunji application for
mobile device
-  Online Quizzes



Jama Punji is an Investor
Education Initiative of
Securities and Exchange
Commission of Pakistan

 jamapunji.pk

 [@jamapunji_pk](https://twitter.com/jamapunji_pk)

*Mobile apps are also available for download for android and ios devices

==== This Page left blank intentionally ====

UNDER POSTAL
CERTIFICATE

PRINTED MATTER
BOOK POST



If undelivered please return to:

DIN TEXTILE MILLS LTD.



Din House, 35-A/1, Lalazar Area, Opp. Beach Luxury Hotel,
P.O. Box No. 4696, Karachi-74000, Pakistan.



(92-21) 35610001-3



(92-21) 35610009, 35610455



textile@dingroup.com

Leaf Lett Communication +92-21-37232019