



CORPORATE AFFAIRS DEPARTMENT

Ref No. 6.12-PSX/S/FFC  
October 28, 2025

To : **General Manager**  
Pakistan Stock Exchange Limited,  
Stock Exchange Building, Stock Exchange Road,  
Karachi

Subject: **Fourth Corporate Briefing for Year 2025 - Presentation**

Presentation of FFC's Fourth Corporate Briefing scheduled on 29 October, 2025  
is attached, please.

Best regards.

**Company Secretary**  
Brig Khurram Shahzada, SI(M) (Retd)

**FAUJI FERTILIZER COMPANY LIMITED**

SONA TOWER, 156 THE MALL, RAWALPINDI – PAKISTAN P.O.BOX 253  
TEL: +92 (51) 8450001, 8453101 UAN +92 (51) 111-332-111, FAX +92 (51) 8458831  
Web: [www.ffc.com.pk](http://www.ffc.com.pk) Email: [secretary@ffc.com.pk](mailto:secretary@ffc.com.pk)



# Fauji Fertilizer Company Limited

**Corporate Briefing**  
Nine Months ended Sep 30, 2025

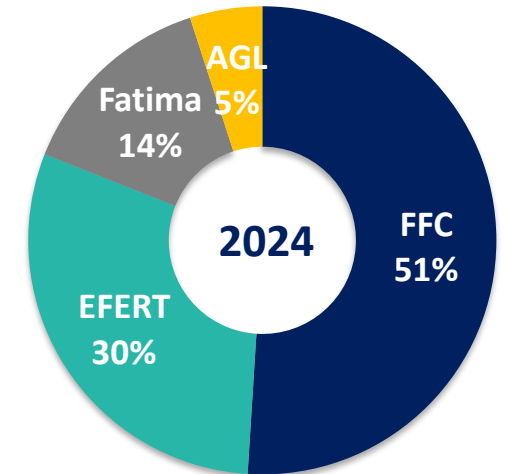
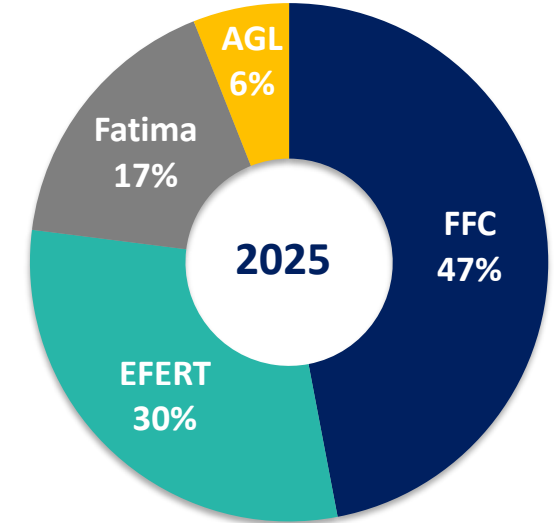
**October 29, 2025**

# Urea Market, Contraction of 8%

Industry sales - 4,205 KT vs 4,573 KT SPLY 2024

## FFC Share Declined to 47% vs 51%

Offtakes - FFC	Sep' 2025	SPLY
Sona P	1,464	1,543
Sona G	280	361
Others	211	321
<b>Total</b>	<b>1,955</b>	<b>2,225</b>



### Production Stats



**FFC: 2,207 KT (44%)**  
Industry: 5,007 KT

### Inventory Stats



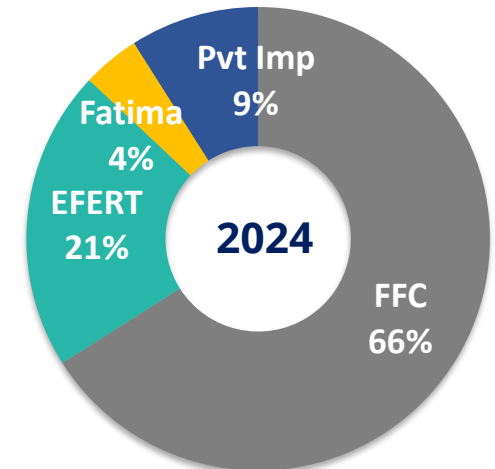
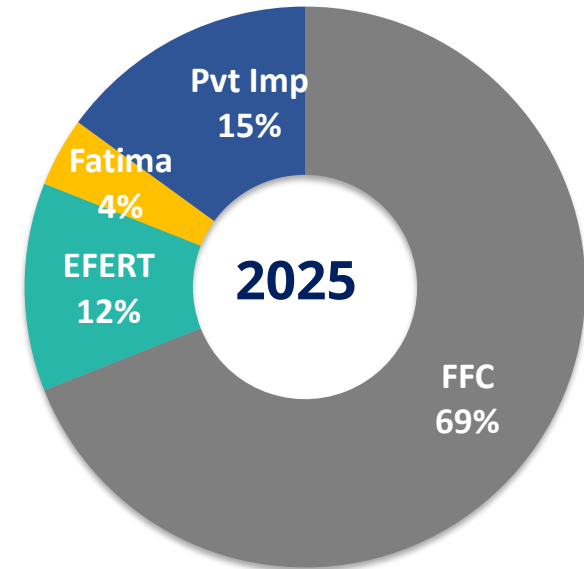
**FFC: 294 KT (25%)**  
Industry: 1,162 KT

# DAP Market, Contraction of 17%

## Industry sales - 783 KT vs 940 KT SPLY

**FFC Share Increased to 69%** vs 66%

Offtakes - FFC	Sep' 2025	SPLY
Sona DAP	514	568
Imported DAP	27	81
<b>Total</b>	<b>541</b>	<b>649</b>



### Production/Imports Stats



**FFC: 622 KT (58%)**  
Industry: 1,064 KT

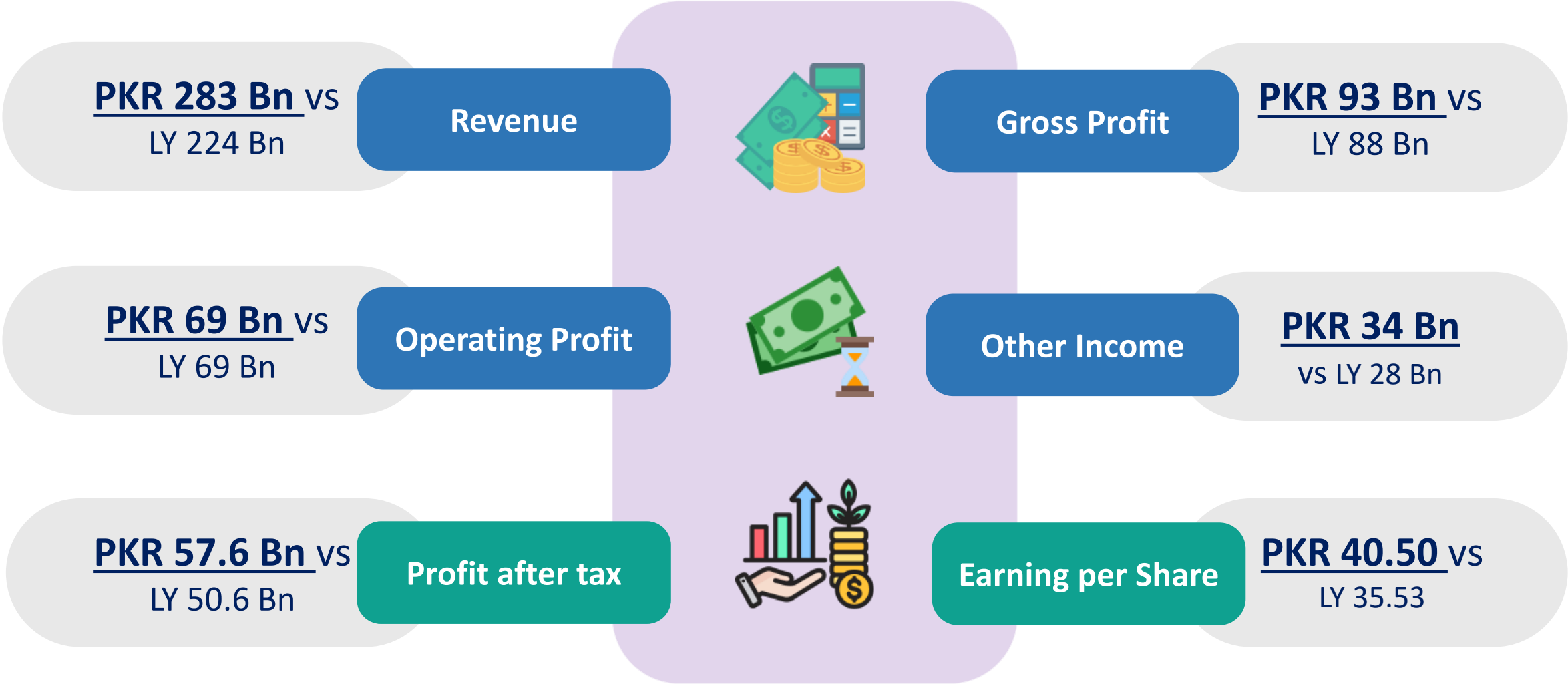
### Inventory Stats



**FFC: 110 KT (29%)**  
Industry: 380 KT

# Financial Overview Nine Months'2025

## Improved financial performance



# Financial Position Overview - Sep'25 vs Dec'24

**PKR 133 Bn** vs  
132 Bn

**Equity &  
Reserves**

**Stock in  
trade**

**PKR 60 Bn** vs  
24 Bn



**PKR 24 Bn** vs  
31 Bn

**Long term  
Borrowing**

**Short term  
Invest.**

**PKR 142 Bn** vs  
204 Bn

**Debt to Equity**



**Sep'25 15% : 85%**  
*Dec '24 : 19% : 81%*

**Current Ratio**



**Sep '25 : 1.05 Times**  
*Dec '24 : 1.14 Times*

# FFC Group Financial Snapshot Sep' 25



**Profit After Tax**  
**PKR 63.04 Bn**

FFC PKR 39.65 Bn  
Subs/Assoc. PKR 23 Bn  
(Power : 8.6 Bn , AKBL: 8.5 Bn)

*SPLY PKR 63.43 Bn*

**Revenue**  
**PKR 322 Bn**

*SPLY PKR 252 Bn*

**Gross Profit**  
**PKR 108 Bn**

*SPLY PKR 103 Bn*

**Other Income**  
**PKR 14 Bn**

*SPLY PKR 19 Bn*

## Subsidiaries



## Associates/JV





# **Q&A Session**