

HO/CS/18648/2025
March 24, 2025

The General Manager
Pakistan Stock Exchange Limited
Stock Exchange Building
Stock Exchange Road
Karachi.

Dear Sir,

Corporate Briefing Session Presentation – Habib Metropolitan Bank Limited

This refers to our letter Ref. No. HO/CS/18645/2025 dated March 20, 2025 intimating details on holding the Corporate Briefing Session. In this regard, attached, please find the Presentation on Corporate Briefing Session which will be held on March 25, 2025 at 11:30 am through Zoom.

You may please inform the TRE Certificate Holders of the Exchange accordingly.

Yours truly,



Ather Ali Khan
Company Secretary

Encl: CBS Presentation

The background of the slide is a photograph of a modern glass skyscraper, identified as the Habib Metropolitan Bank building. The building's facade is composed of large, dark glass panels. At the top of the building, the name 'HABIB METRO' is visible in large, metallic letters. In the lower-left corner, the bank's logo is prominently displayed, featuring a shield with a lion, a crown, and three stars, with the text 'HABIB METROPOLITAN BANK' below it. A bright green rectangular frame is overlaid on the right side of the image, containing the main title text.

CORPORATE BRIEFING SESSION FY 2024

TABLE OF CONTENTS

03

VISION & VALUES

04

GROUP

05

BANK OVERVIEW

09

FINANCIAL PERFORMANCE

24

FOCUS AREAS

25

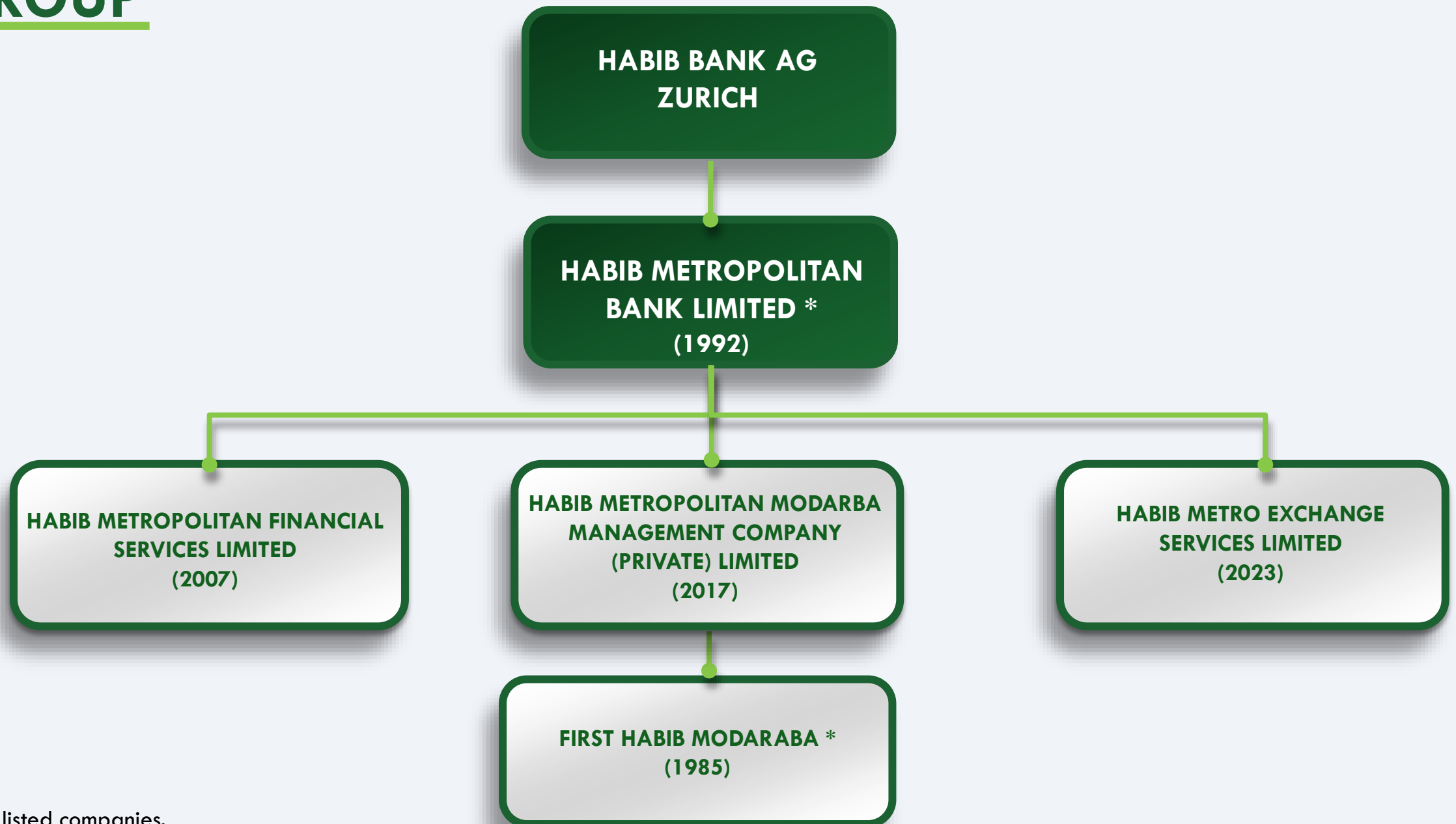
AWARDS

VISION & VALUES

**To Be The Most Respected
Financial Institution Based On
Trust, Service And Commitment**



GROUP



* Public listed companies.

The image features a dark green overlay on a photograph of a modern building at night. The building has a glass facade and a sign that reads 'TABIMETRO'. In the foreground, there are light trails from traffic and a sign for 'Schön Centre'. The text 'BANK OVERVIEW' is centered in white, bold, sans-serif font.

BANK OVERVIEW

Schön Centre

HMB @ STOCK MARKET

	2024	2023	2022
Share Outstanding(mn)	1,047.8	1,047.8	1,047.8
Market Capitalization(PKR bn)	91.2	58.0	35.6
Average Daily Turnover	249,124	401,325	184,075
Closing Stock Price	87.0	55.3	34.0
Stock Price High/Low	90.2/51.0	60.0/27.3	49.8/33.2

MANAGEMENT



Khurram Shahzad Khan
President & Chief Executive

Business Functions



Ahmed Shah Durrani
GE – Retail Banking & CDO



Amanullah Shaikh
Head - Corporate & Transaction Banking



Haris Ahmed
Joint Head Commercial North



Syed Ather Ahmed
Head - Commercial Banking (South) & FI



Muhammad Ayaz Sheikh
Country Treasurer



Saleemullah Shaikh
Head - Islamic Banking

Support Functions



Fuzail Abbas
GE – Finance/ Chief Financial Officer



Wahid Younus Dada
GE – Remedial Management & General Services Division



Syed Hasnain Haider Rizvi
Chief Compliance Officer



Ali Mansoor
Chief Risk Officer



Asad Ali
Head – Human Resources



Syed Abu Tufail
Head – Information Technology

Reporting To Chairman/BOD



Najeeb Gillani
Head - Internal Audit



Mufti Khawaja Noor Ul Hassan
Resident Shariah Board Member



Muhammad Raza Dyer
Head – Operations



Mehvish Muneera Ismail
Head – Legal & Designated Company Secretary



Ather Ali Khan
Company Secretary



Madiha Sarim Alvi
Head – Marketing & Corporate Communications



Adeel Ahmed
Head – Systems, Policies & Procedures

STRENGTHS

**Loyal Customer
Base**

**Strong
Parent Bank**

**One Of The Leading
Trade Finance Banks**

**Stable Non-Funded
Income**

**Well Capitalized
Structure – Tier I
Capital**

**AA+ Long Term
PACRA Ratings For
24 Consecutive
Years**



FINANCIAL PERFORMANCE

Schön Centre

FINANCIAL & OTHER HIGHLIGHTS

YoY Growth%

CURRENT DEPOSITS

8.3% ↑

ADVANCES

14.9% ↑

- **Currency Exchange** subsidiary launched successfully

ISLAMIC BANKING

CURRENT DEPOSITS

78.2% ↑

Non-Markup Income

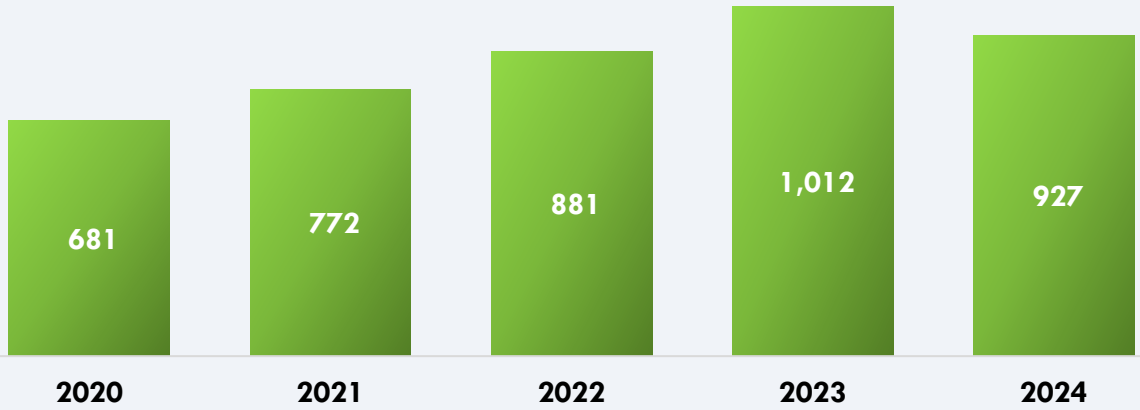
39.2% ↑

- Record **Hajj Collection** with 7th rank in the industry

BALANCE SHEET KPIs

Total Deposits

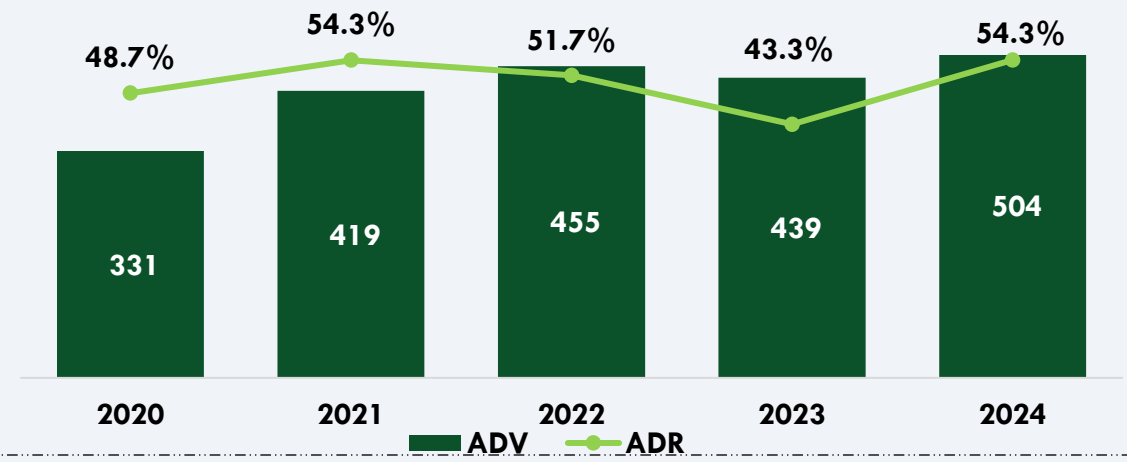
CAGR 8.0%



Gross Advances & ADR%

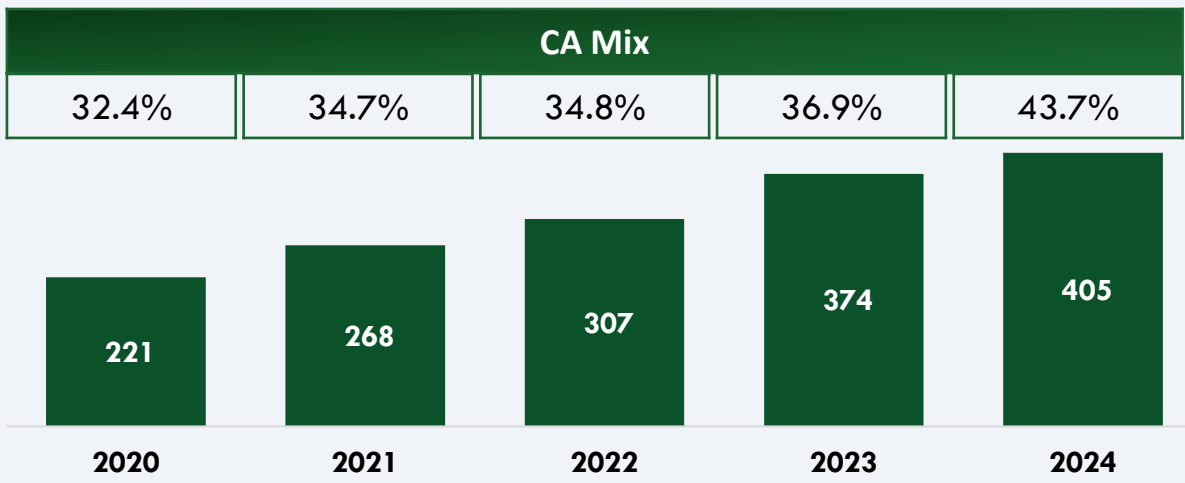
PKR in Bn

CAGR 11.0%



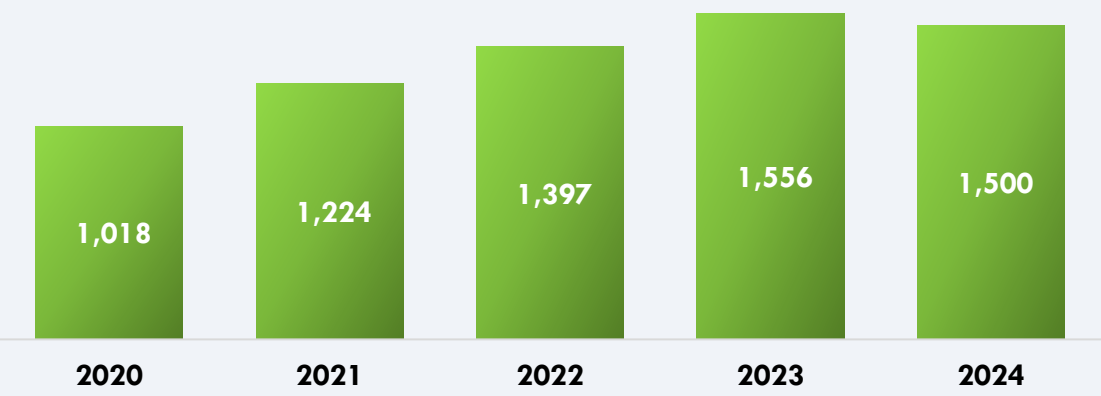
Deposits - Current Account

CAGR 16.4%



Total Assets

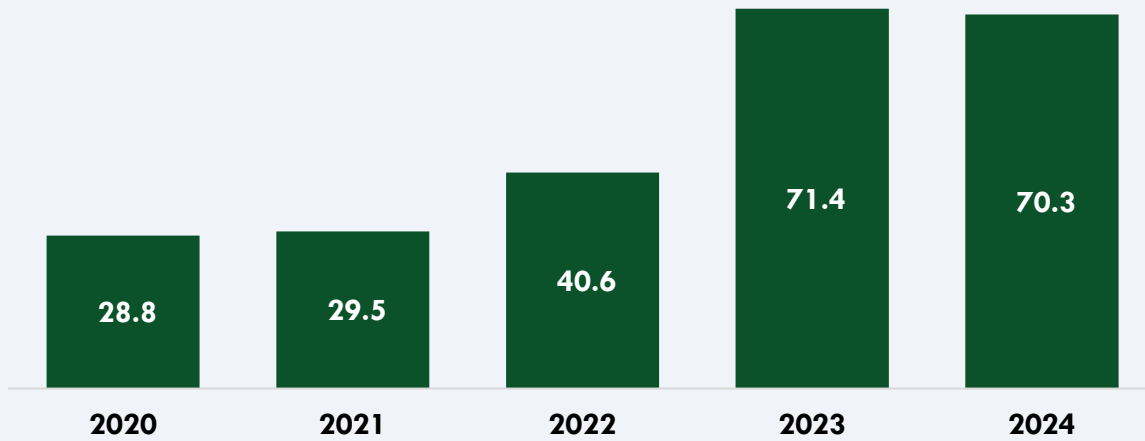
CAGR 10.2%



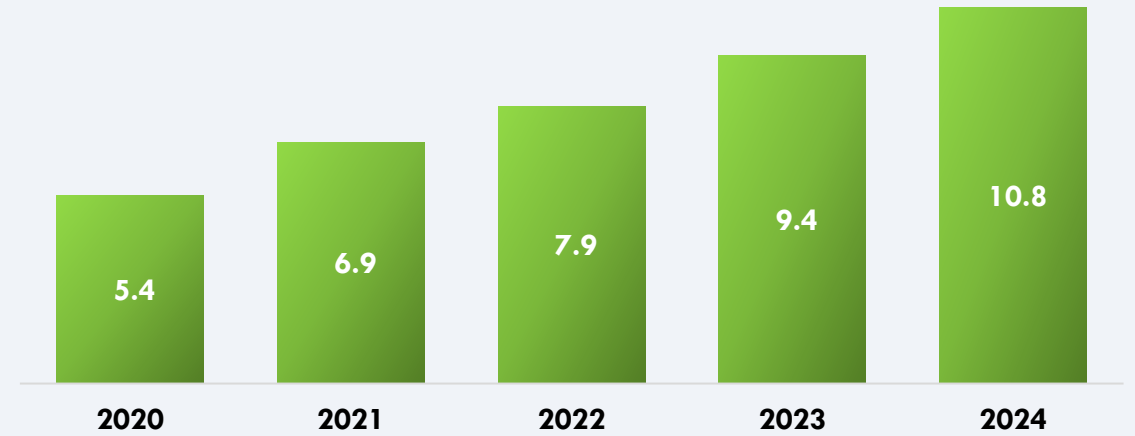
PROFITABILITY & EARNINGS KPIs

PKR in Bn

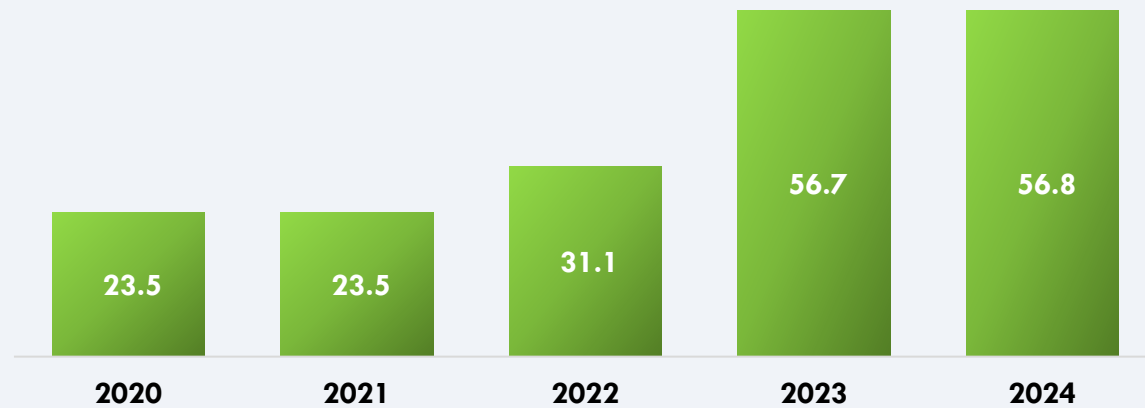
Net Interest Income



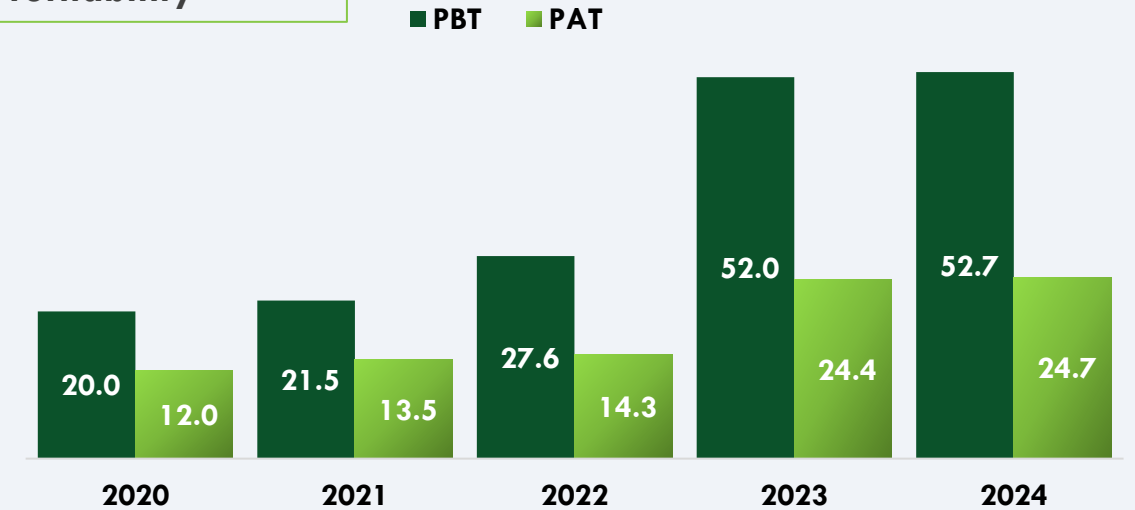
Fee Income



Operating Profit

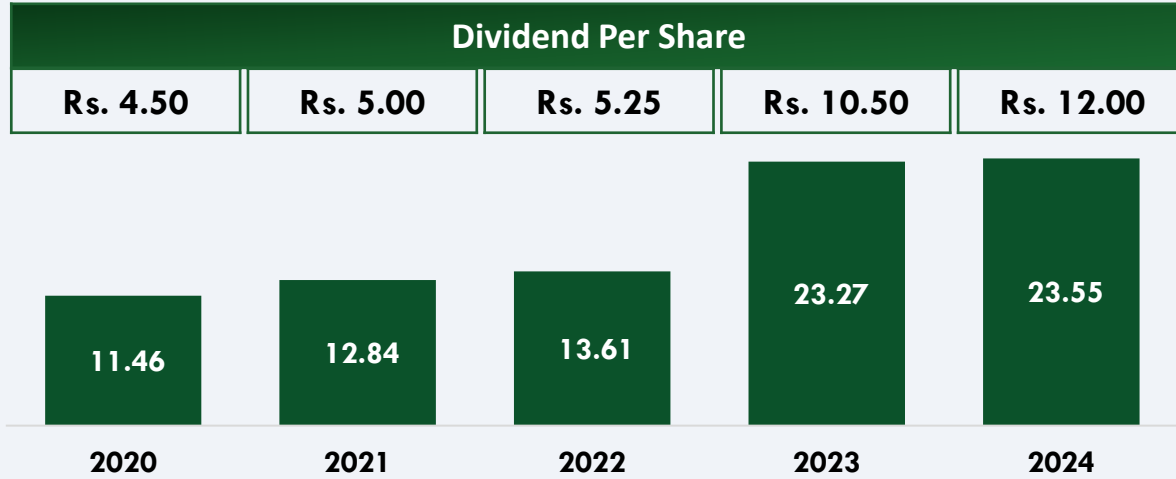


Profitability

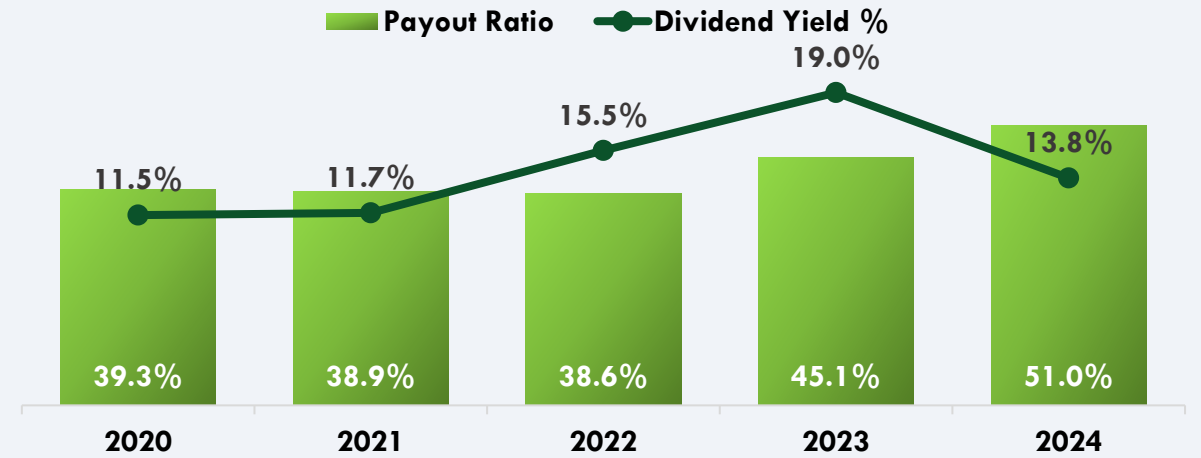


PROFITABILITY & EARNINGS KPIs

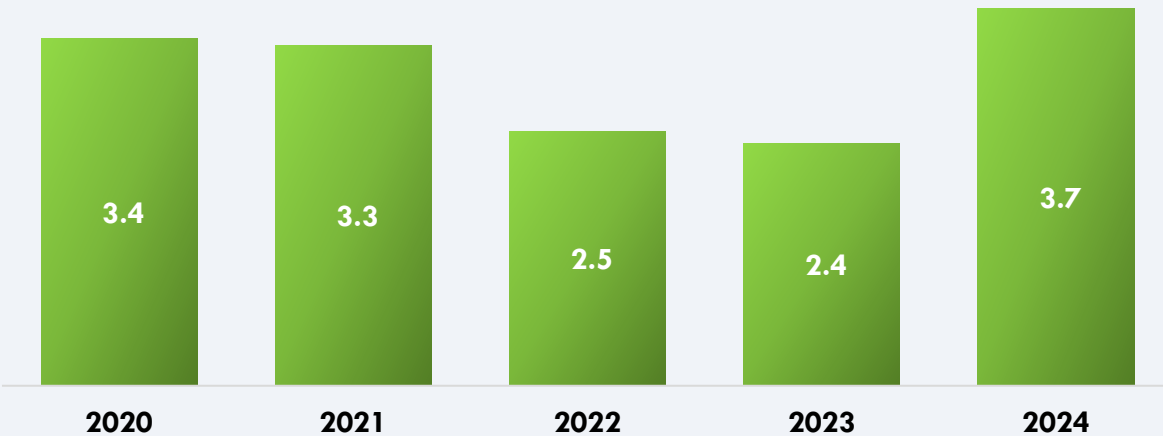
EPS



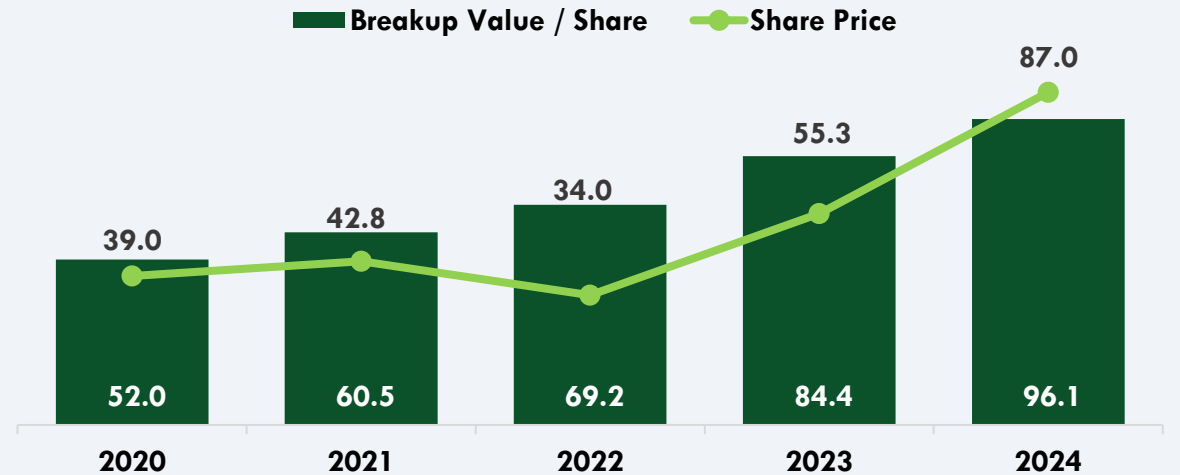
Payout Ratio & Dividend Yield



PE Ratio

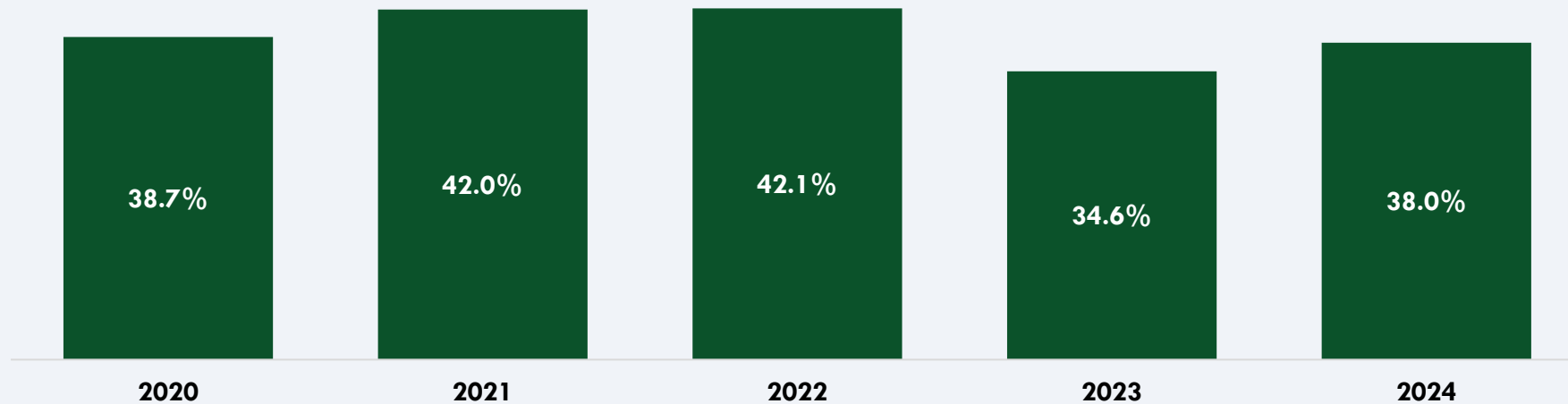


Breakup Value Per Share

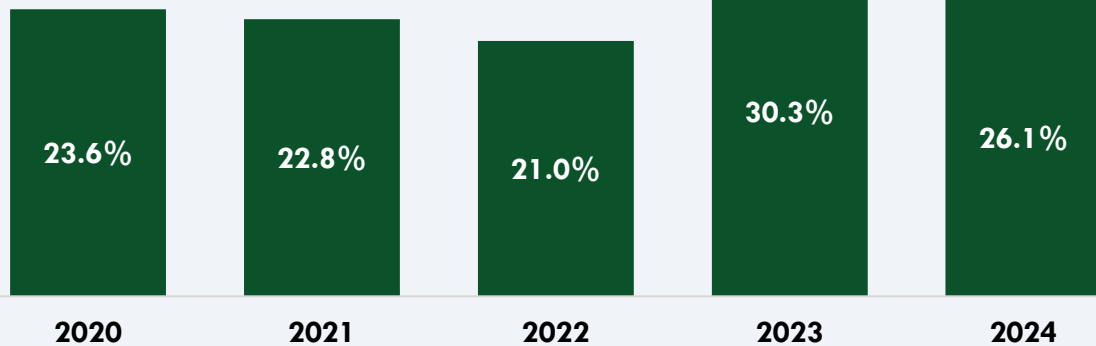


OTHER KPIs

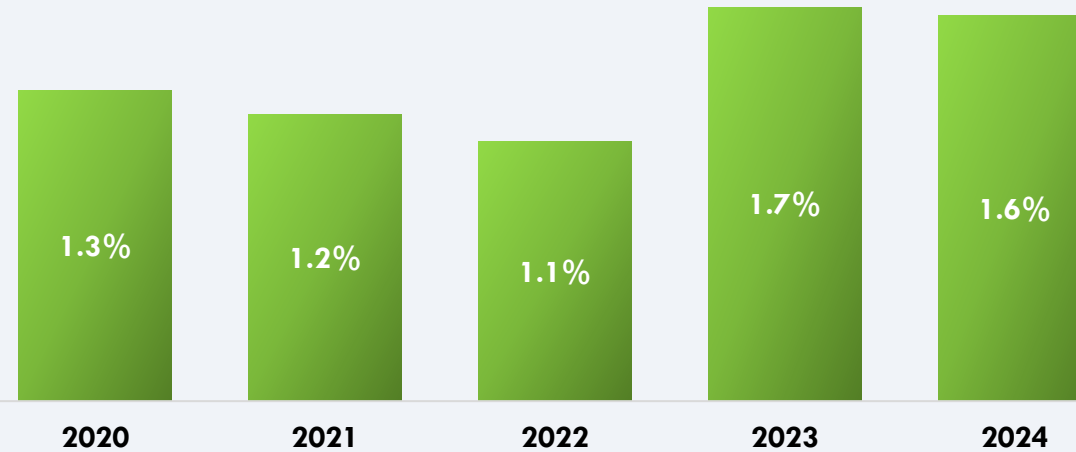
Cost to Income Ratio



RoE

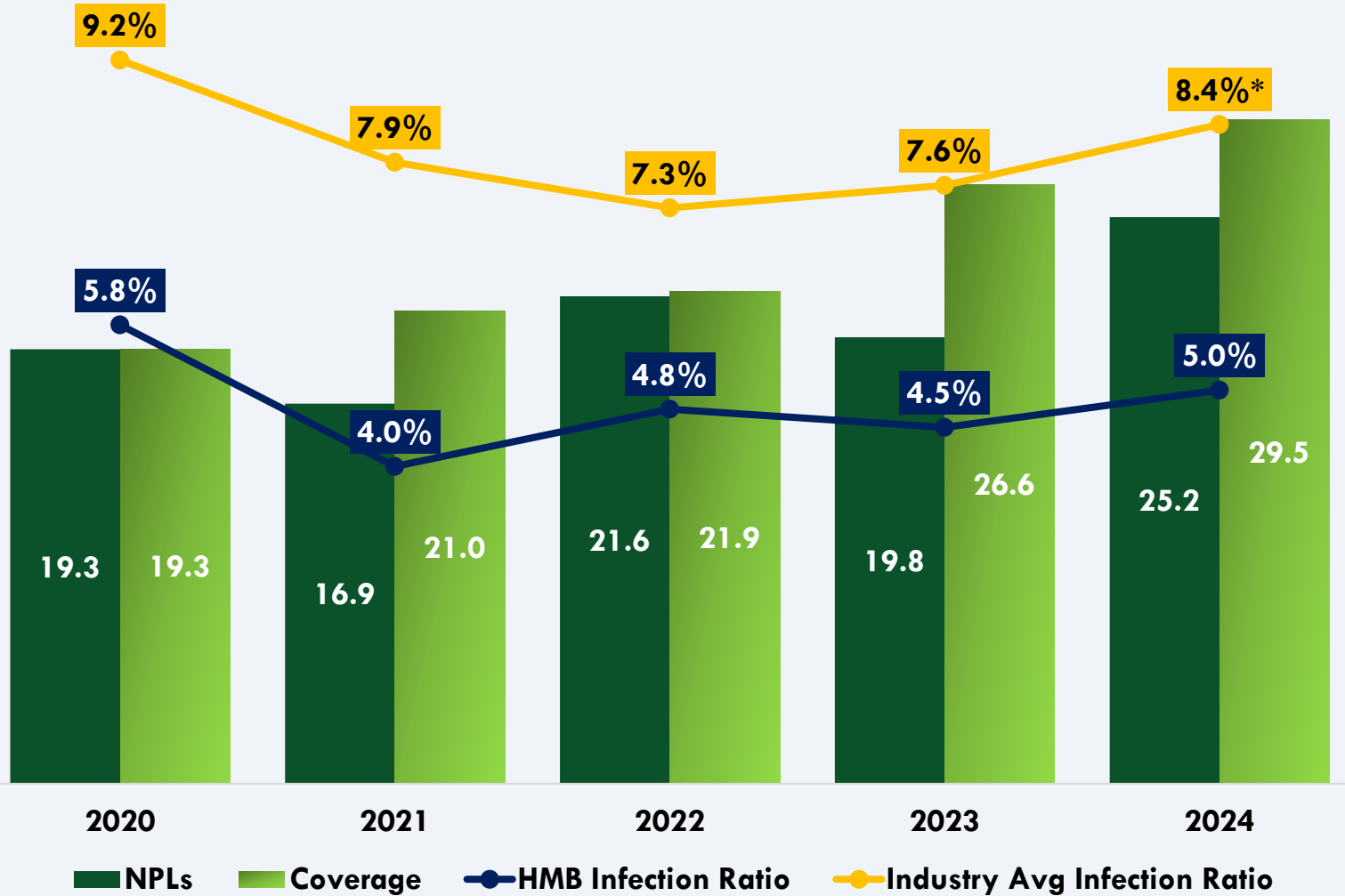


RoA



ASSET QUALITY

PKR in Bn



Robust Recoveries

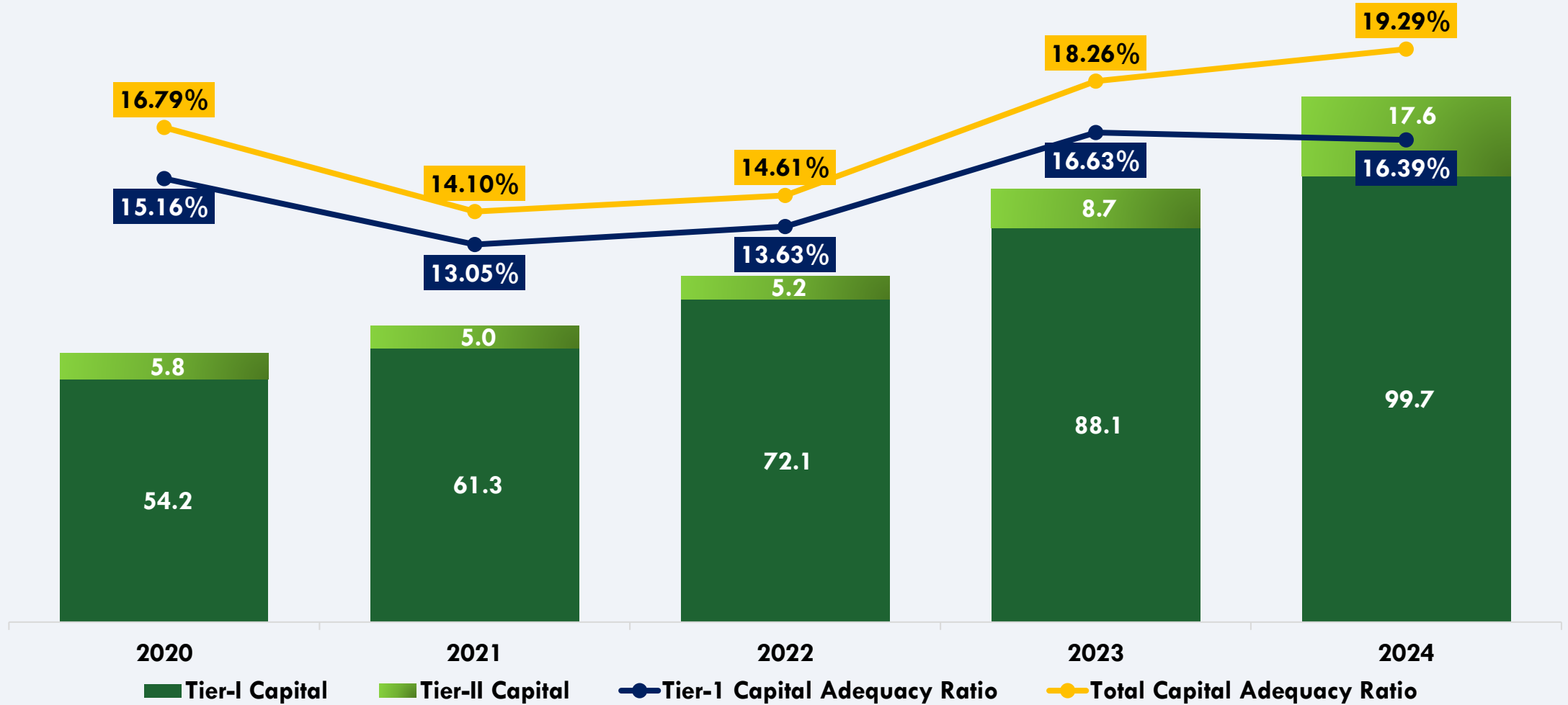
Prudent Lending

Focus On Asset Quality

* Based on Sept-24 data

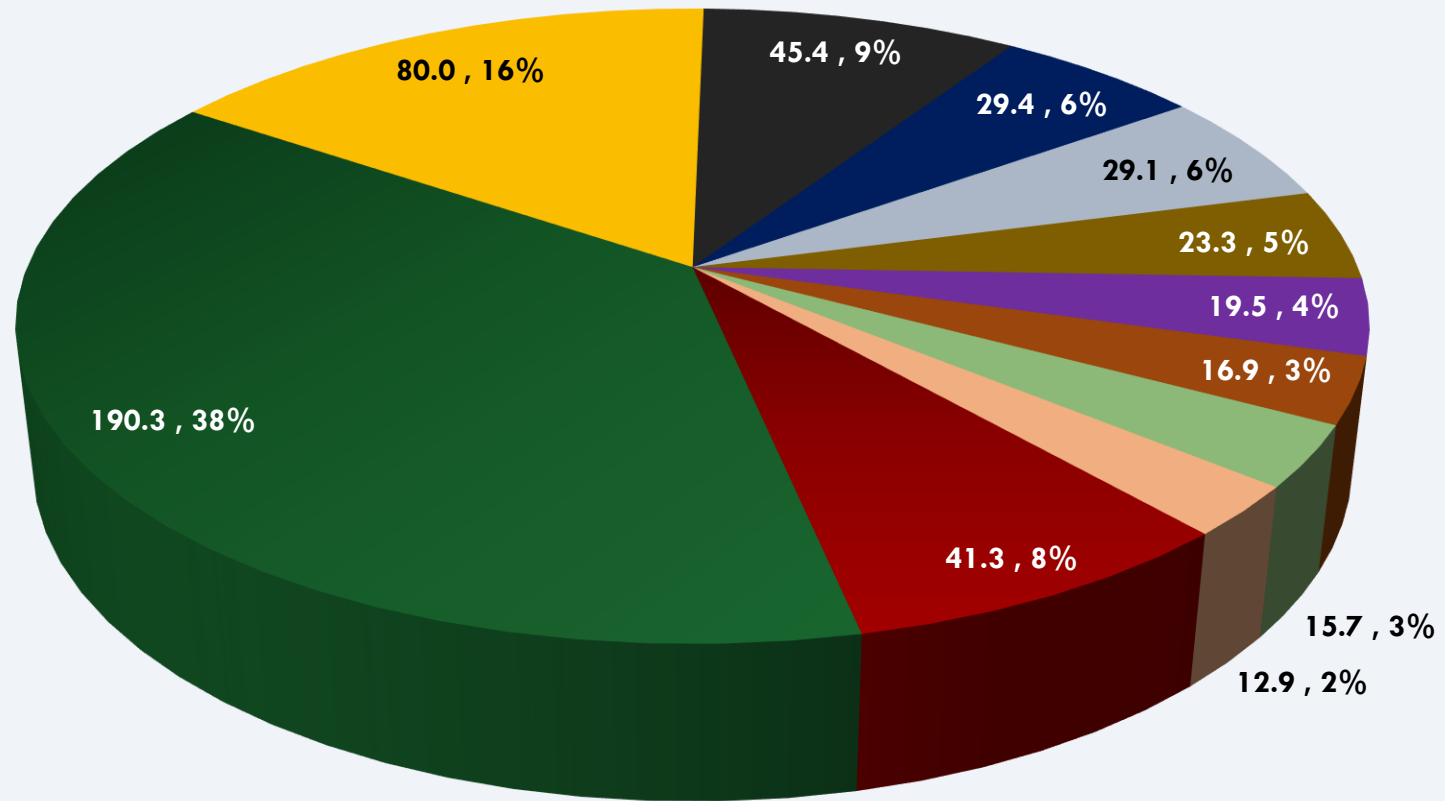
CAPITAL ADEQUACY

PKR in Bn



ADVANCES BY SECTOR

PKR in Bn



■ Textile

■ Chemicals and pharmaceuticals

■ Individuals

■ Construction and real estate

■ Financial

■ Power (electricity), gas, water, sanitary

■ Electronics and electrical appliances

■ Others

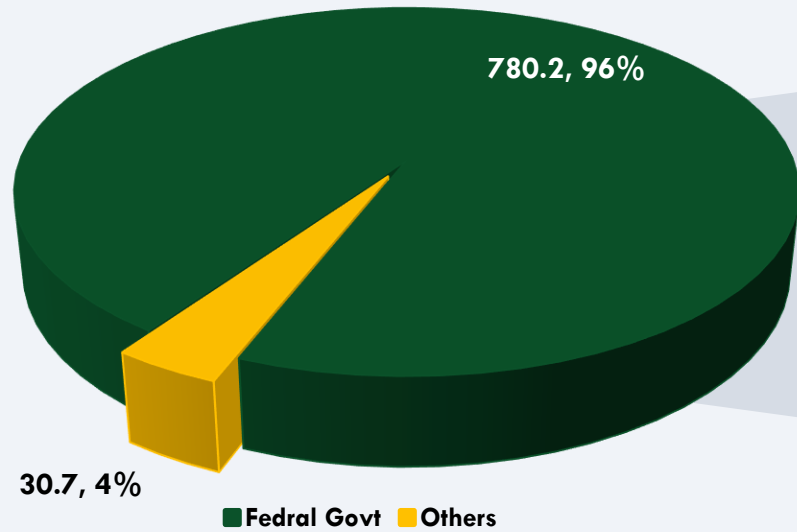
■ Edibles

■ Services

■ Commercial trade

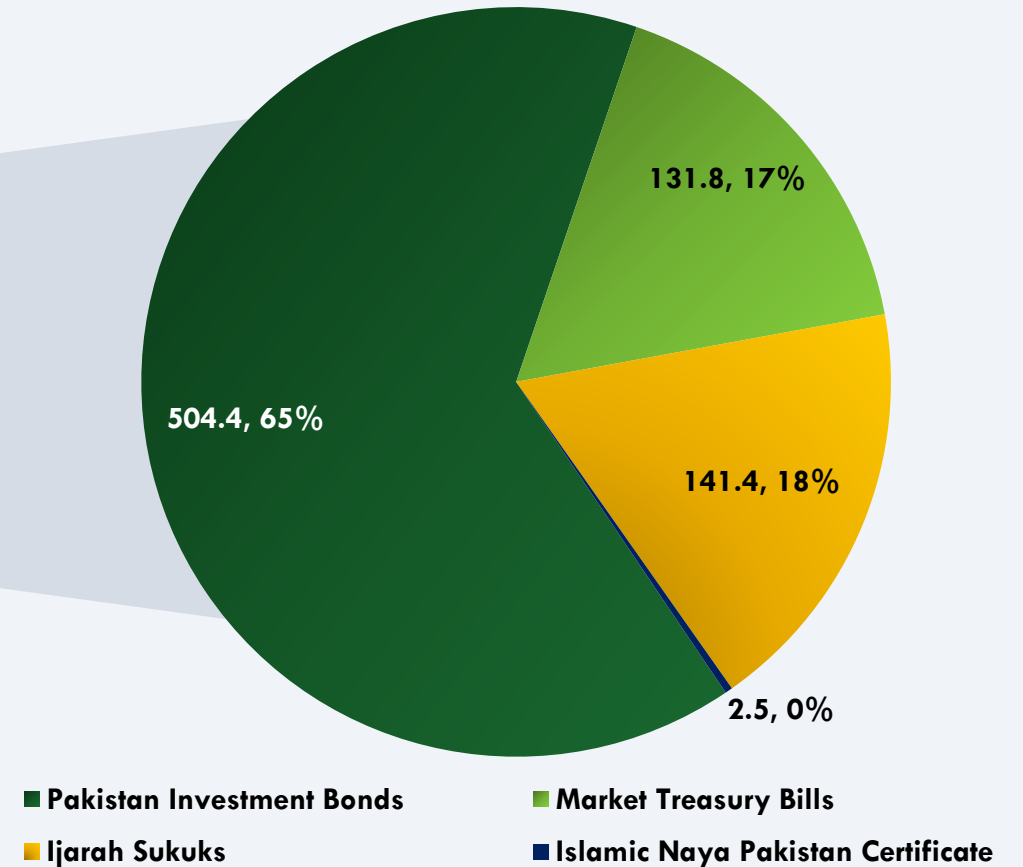
INVESTMENTS MIX

PKR in Bn



Others Breakup	Amt in Mn	Mix%
Non- Government Debt Securities	13,975	45.5%
Shares	9,036	29.4%
Real Estate Investment Trust	3,069	10.0%
Mutual Funds	2,785	9.1%
Subsidiaries	1,830	6.0%
Total	30,695	100.0%

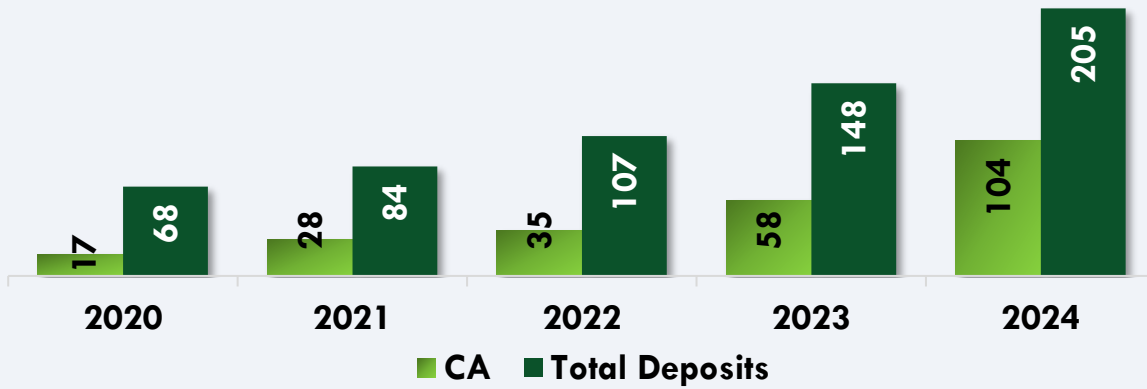
Federal Govt. Securities Composition



SIRAT - Over the Years...

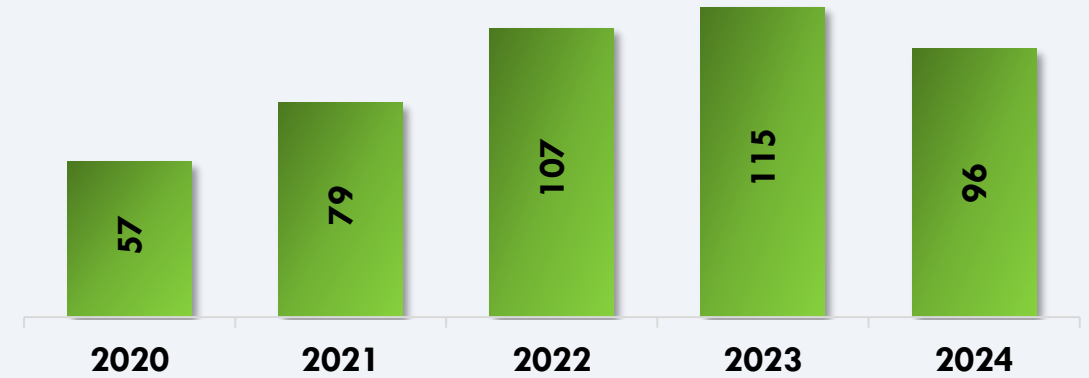
Deposits - Bn

CAGR 24 Vs 20	
CA	57.7%
Total	31.6%



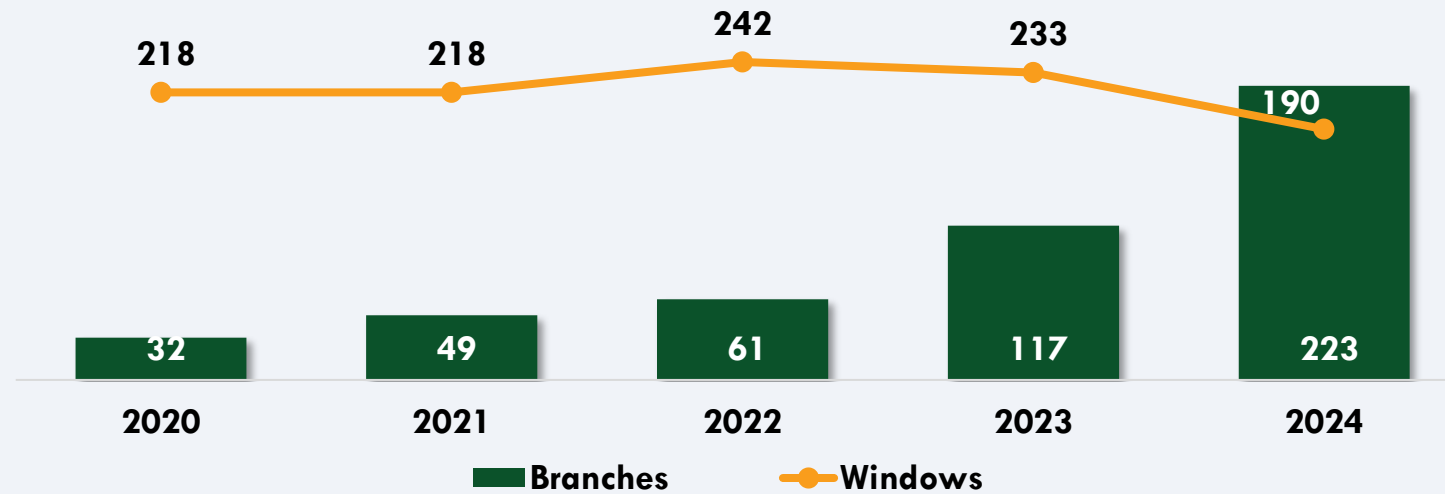
Advances - Bn

CAGR	
24 Vs 20	13.9%



Branches

SIRAT Footprint	
24 Vs 20	163



FINANCIAL HIGHLIGHTS - ISLAMIC

18% Of Total Bank's
Assets

Total Assets
25.1% ↑

Deposits

38.9% ↑

CA Deposits

78.2% ↑

223 Islamic
Branches

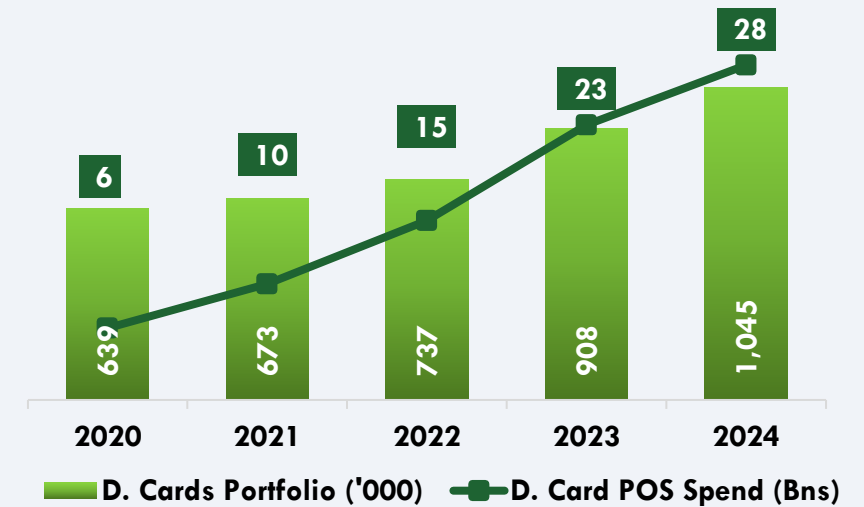
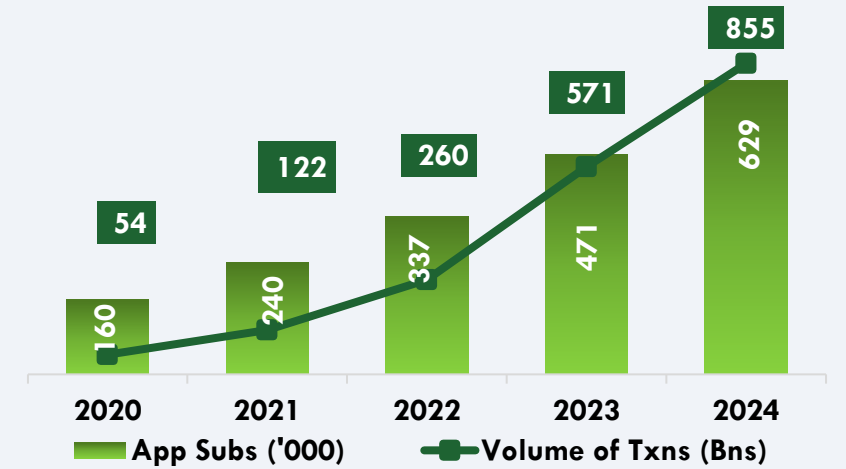
40.5% Of Total
Network

Islamic Financing

16.3% ↓

DIGITAL UPDATE

	2024	2023	% Growth
Digital Income (MN)	1,697	1,500	13%
Debit Card Spend (BN)	28	23	22%
Mobile App/ Web Portfolio (000)	629	472	33%
RAAST Transactions Value (Bn)	592	319	86%
Mobile & IB Txn Volume (Mn)	21	13	60%



BRANCH NETWORK

62

Branches
**KHYBER PAKHTUNKHWA
 & FATA**
 Number Of Cities **46**

12

Branches
GILGIT BALTISTAN
 Number Of Cities **11**

9

Branches
AZAD KASHMIR
 Number Of Cities **9**

14

Branches
BALOCHISTAN
 Number Of Cities **11**

265

Branches
**PUNJAB & CAPITAL
 TERRITORY**
 Number Of Cities **122**

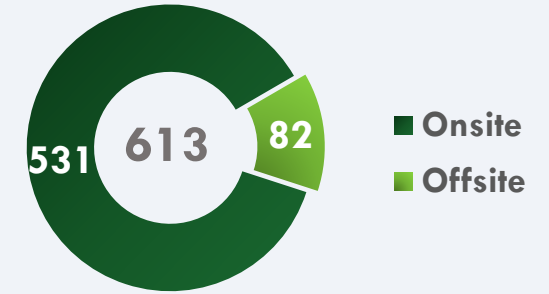
189

Branches
SINDH
 Number Of Cities **22**

551 Branches In **221** Cities

- 26 new branches opened in 2024
- 348 branches in North
- 203 branches in South
- 223 Islamic Branches & 190 Windows

ATM Network



	2021	2022	2023	2024
Total Branches	459	500	525	551
Islamic Branches	49	61	117	223
% Islamic Branches	10.7%	12.2%	22.2%	40.5%

CORPORATE SOCIAL RESPONSIBILITY



2024

Rs. 520.0Mn

2023

Rs. 285.3Mn



2022

Rs. 200.4Mn



FOCUS AREAS 2025

Low-Cost Deposits

Islamic Banking

**Transaction/
Employee Banking**

Digital Banking

**Retain Trade
Leadership**

Remittances

**Growth in Core
Income**

**Asset Quality &
Recoveries**

Customer Centricity

**Talent Diversity &
Retention**

**Shareholder
Returns**

AWARDS



DEI Structure and Implementation (Progressive), DEI Learning and Development (Progressive), Community, Government Relations and Philanthropy (Best Practice) Global Diversity, Equity & Inclusion Benchmarks Awards

Best Islamic Bank for Islamic Conversion Strategy in Pakistan 2024
Islamic Retail Banking Awards

PSX Top 25 Companies Awards 2023
Pakistan Stock Exchange Limited



Most Improved Debit Authorization in the Industry in 2024
VISA

Best Bank (Runner-Up) FY 2023 (Mid-Size Banks)
CFA Society Pakistan

Domestic Cash Management Bank of the Year - Pakistan 2024
Asian Banking & Finance Awards



THANK YOU

HABIBMETRO

Schön Centre