

THE ORGANIC MEAT COMPANY LIMITED

Ref: FR/2021-22

April 25, 2022

**The General Manager
Pakistan Stock Exchange Limited
Stock Exchange Building
Stock Exchange Road
Karachi**

FINANCIAL RESULTS FOR THE PERIOD ENDED MARCH 31, 2022

Dear Sir,

We have to inform you that the Board of Directors of the Company in its meeting held on Tuesday, April 25, 2022 at 3:00 pm via video link recommended the following:

- | | |
|---|-----|
| 1) Cash Dividend | Nil |
| 2) Bonus Shares | Nil |
| 3) Right Shares | Nil |
| 4) Any other entitlement / Corporate Action | Nil |
| 5) Any other price sensitive information | Nil |



The financial results of the Company are enclosed.

The quarterly report of the Company for the period ended March 31, 2022 will be transmitted through PUCARS separately within specified time.

Thanking you,

Yours truly,

For The Organic Meat Company Limited

Imran Khan
Company Secretary

Encl: As stated above

Office Address: Plot No. 257, Sector 24, Korangi Industrial Area,
Karachi-Pakistan. Tel # : +92-21-35059969 - 35079969


E-mail : info@tomcl.net Web: www.tomcl.net

Plant Address : Survey # 310, Deh Shah Mureed, Gadap, Karachi-Pakistan.

THE ORGANIC MEAT COMPANY LIMITED
CONDENSED INTERIM STATEMENT OF PROFIT OR LOSS ACCOUNT
FOR THE NINE MONTHS ENDED MARCH 31, 2022 (UN-AUDITED)

	Note	Nine Months Ended		Quarter Ended	
		March 31,	March 31,	March 31,	March 31,
		2022	2021	2022	2021
		Rupees	Rupees	Rupees	Rupees
Sales - net	18	3,449,004,208	2,692,533,911	1,182,237,718	896,807,993
Cost of sales	19	(2,902,473,329)	(2,251,086,250)	(1,019,434,917)	(760,551,881)
Gross profit		546,530,879	441,447,661	162,802,801	136,256,112
Administrative expenses	20	(72,333,088)	(49,890,137)	(28,086,997)	(17,074,664)
Selling expenses	21	(188,055,597)	(94,810,417)	(81,064,437)	(20,825,816)
Allowance for doubtful debt	7.1	(41,610,480)	(5,025,563)	(6,541,214)	(1,681,863)
		(301,999,165)	(149,726,117)	(115,692,648)	(39,582,343)
Operating profit		244,531,714	291,721,544	47,110,153	96,673,768
Finance costs	22	(57,440,963)	(42,306,971)	(20,025,623)	(15,463,461)
Other income / (expense) - net	23	164,518,266	(15,194,653)	54,470,641	(10,900,224)
		107,077,303	(57,501,624)	34,445,018	(26,363,685)
Profit before taxation		351,609,017	234,219,919	81,555,171	70,310,083
Taxation		(29,895,493)	(26,595,836)	(11,651,706)	(6,075,106)
Profit after taxation		321,713,524	207,624,083	69,903,465	64,234,977
Earnings per share - basic and diluted	25	2.62	1.69	0.57	0.52

* Restated based on outstanding number of shares as at March 31, 2022.



IMRAN KHAN
Company Secretary