



# Sunrays Textile Mills Ltd.

FORM - 7

March 01, 2019  
STML/18/2019(KHI)

The General Manager  
Pakistan Stock Exchange Limited.  
Stock Exchange building  
Stock Exchange Road  
Karachi.

**Fax No. 111-573-329**

Sub: **Financial Results for the period ended December 31, 2018**

Dear Sir,

We have to inform you that the Board of Directors of Sunrays Textile Mills Limited, in their meeting held at 11:30 a.m. on March 01, 2019 (Friday) recommended the following:

<b>CASH DIVIDEND</b>	<b>Nil</b>
<b>BONUS SHARES</b>	<b>Nil</b>
<b>RIGHT SHARES</b>	<b>Nil</b>
<b>ANY OTHER ENTITLEMENT / CORPORATE ACTION</b>	<b>Nil</b>
<b>ANY OTHER PRICE SENSITIVE INFORMATION</b>	<b>Nil</b>

The Half Yearly reviewed results are approved by the Board of Directors of the Company is appended as Annexure-A.

You may please inform the members of the Exchange accordingly.

Thanking you

**Director**


**5th Floor, Office No.508 Beaumont Plaza, Beaumont Road, Civil Lines Quarters, Karachi, Pakistan.**

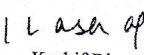
Tel # (92-21) 111-404-404 & 5693641 to 5693660(20 Lines). Fax # (92-21) 5693593 & 5693594  
E-mail: info@indus-group.com & indus@fascom.com


**CONDENSED INTERIM PROFIT AND LOSS ACCOUNT (UNAUDITED)**  
For The Six Months Ended December 31, 2018

	Note	...Six month period ended...		...Three month period ended...	
		December 31, 2018	December 31, 2017	December 31, 2018	December 31, 2017
----- Rupees -----					
Sales - net	8	2,857,859,571	2,198,491,768	1,394,083,054	1,132,951,859
Cost of goods sold	9	(2,322,280,078)	(2,006,821,291)	(1,154,326,301)	(1,014,651,766)
<b>Gross profit</b>		<b>535,579,493</b>	<b>191,670,477</b>	<b>239,756,754</b>	<b>118,300,093</b>
Profit/ (loss) on other operations		<b>503,536</b>	<b>396,662</b>	<b>(251,172)</b>	<b>(260,108)</b>
		<b>536,083,029</b>	<b>192,067,139</b>	<b>239,505,582</b>	<b>118,039,985</b>
Distribution cost		(34,932,204)	(28,700,998)	(19,669,040)	(15,472,829)
Administrative expenses		(71,941,070)	(70,962,133)	(36,564,234)	(38,562,300)
Other expenses		(41,741,877)	(2,265,127)	(31,249,837)	(1,067,505)
Finance cost		(90,837,159)	(33,993,996)	(51,205,520)	(27,334,413)
Other income/ (loss)		4,373,389	(13,107,476)	3,685,323	(15,320,341)
		(235,078,921)	(149,029,730)	(135,003,308)	(97,757,388)
<b>Profit before taxation</b>		<b>301,004,108</b>	<b>43,037,409</b>	<b>104,502,274</b>	<b>20,282,597</b>
Taxation	10	(25,412,209)	-	8,458,558	-
<b>Profit after tax</b>		<b>275,591,899</b>	<b>43,037,409</b>	<b>112,960,832</b>	<b>20,282,597</b>
Earnings per share - basic and diluted		<b>39.94</b>	<b>6.24</b>	<b>16.37</b>	<b>2.94</b>

The annexed notes from 1 to 14 form an integral part of these condensed interim financial statements.

  
Shabbir Kausar  
Chief Financial Officer


  
Kashif Riaz  
Chief Executive

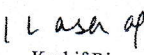
  
Mian Riaz Ahmed  
Chairman


**CONDENSED INTERIM PROFIT AND LOSS ACCOUNT (UNAUDITED)**  
For The Six Months Ended December 31, 2018

	Note	...Six month period ended...		...Three month period ended...	
		December 31, 2018	December 31, 2017	December 31, 2018	December 31, 2017
		----- Rupees -----			
Sales - net	8	2,857,859,571	2,198,491,768	1,394,083,054	1,132,951,859
Cost of goods sold	9	(2,322,280,078)	(2,006,821,291)	(1,154,326,301)	(1,014,651,766)
<b>Gross profit</b>		<b>535,579,493</b>	<b>191,670,477</b>	<b>239,756,754</b>	<b>118,300,093</b>
Profit/ (loss) on other operations		<b>503,536</b>	<b>396,662</b>	<b>(251,172)</b>	<b>(260,108)</b>
		<b>536,083,029</b>	<b>192,067,139</b>	<b>239,505,582</b>	<b>118,039,985</b>
Distribution cost		(34,932,204)	(28,700,998)	(19,669,040)	(15,472,829)
Administrative expenses		(71,941,070)	(70,962,133)	(36,564,234)	(38,562,300)
Other expenses		(41,741,877)	(2,265,127)	(31,249,837)	(1,067,505)
Finance cost		(90,837,159)	(33,993,996)	(51,205,520)	(27,334,413)
Other income/ (loss)		4,373,389	(13,107,476)	3,685,323	(15,320,341)
		(235,078,921)	(149,029,730)	(135,003,308)	(97,757,388)
<b>Profit before taxation</b>		<b>301,004,108</b>	<b>43,037,409</b>	<b>104,502,274</b>	<b>20,282,597</b>
Taxation	10	(25,412,209)	-	8,458,558	-
<b>Profit after tax</b>		<b>275,591,899</b>	<b>43,037,409</b>	<b>112,960,832</b>	<b>20,282,597</b>
Earnings per share - basic and diluted		<b>39.94</b>	<b>6.24</b>	<b>16.37</b>	<b>2.94</b>

The annexed notes from 1 to 14 form an integral part of these condensed interim financial statements.

  
Shabbir Kausar  
Chief Financial Officer

  
Kashif Riaz  
Chief Executive

  
Mian Riaz Ahmed  
Chairman