

Siddiqsons Tin Plate Limited

Registered Office: Ocean Tower, 27th Floor, Plot # G-3, Block # 9, Near II Talwar, Clifton, Karachi. PABX (92-21) 35166571-5
E-mail: tinplate@siddiqsonstinplate.com, Website: <http://www.siddiqsonstinplate.com>



October 28, 2021

Fax # 111-573-329

General Manager
Pakistan Stock Exchange Ltd
Stock Exchange Building,
Stock Exchange Road,
Karachi – 74000.

Subject: **Financial Results for the period ended September 30, 2021**

Dear Sir,

We are pleased to inform you that the Board of Directors of our Company in their meeting held on October 28, 2021 at 11:00 a.m. at Ocean Mall & Tower, G-3 Block 9, 27th Floor, Clifton Karachi, recommended the following:

- i. **Cash Dividend**
NIL
- ii. **Bonus Shares**
NIL
- iii. **Right Shares**
NIL
- iv. **Any other entitlement/Corporate action**
NIL
- v. **Any other Price-Sensitive information**
NIL

Siddiqsons Tin Plate Limited

Registered Office: Ocean Tower, 27th Floor, Plot # G-3, Block # 9, Near II Talwar, Clifton, Karachi. PABX (92-21) 35166571-5
E-mail: tinplate@siddiqsonstinplate.com, Website: <http://www.siddiqsonstinplate.com>



Siddiqsons
**TIN
PLATE**


The un-audited financial results of the Company for the period ended September 30, 2021 are enclosed herewith.

We will be uploading un-audited financial statements for the period ended September 30, 2021 on PUCARS for distribution amongst the members of the Exchange.

Thanking you,

Yours Sincerely,

For Siddiqsons Tin Plate Limited


Muhammad Haris
Company Secretary





SIDDIQSONS TIN PLATE LIMITED
CONDENSED INTERIM STATEMENT OF PROFIT OR LOSS AND OTHER COMPREHENSIVE INCOME
FOR THE THREE MONTHS' PERIOD ENDED SEPTEMBER 30, 2021 (Un-Audited)

	September 30, 2021 Rupees	September 30, 2020 Rupees
Revenue from contract with customers - net	1,224,712,632	1,289,050,074
Cost of goods sold	(984,682,857)	(1,182,349,869)
Gross profit	<u>240,029,775</u>	106,700,205
Distribution cost	(7,157,117)	(24,213,679)
Administrative expenses	(19,502,808)	(15,839,779)
Other expenses	(8,271,407)	(2,239,800)
Finance cost	(25,886,247)	(21,263,836)
Other income	<u>2,499,519</u>	1,413,087
Profit before taxation	181,711,715	44,556,199
Taxation	(27,651,903)	(16,693,004)
Profit after taxation	<u>154,059,812</u>	27,863,195
Other comprehensive income	-	-
Total comprehensive income for the period	<u><u>154,059,812</u></u>	<u><u>27,863,195</u></u>
Earnings per share - Basic and diluted	<u><u>0.67</u></u>	<u><u>0.12</u></u>



CHIEF FINANCIAL OFFICER



COMPANY SECRETARY