


Siddiqsons Tin Plate Limited

Registered Office: Siddiqsons Tower, Plot # 3, 7th Floor, Block 7 & 8, JCHS, Shahrah-e-Faisal, Karachi. PABX: (92-21) 32361201-8

Central Office: Ocean Tower 27th Floor, Plot # G-3, Block # 9, Near II Talwar, Clifton, Karachi PABX: (92-21) 35166571-5

E-mail: tinplate@siddiqsonstinplate.com, Website: <http://www.siddiqsonstinplate.com>



Siddiqsons

TIN
PLATE

October 26, 2017

General Manager

Karachi Stock Exchange (Guarantee) Ltd
Stock Exchange Building,
Stock Exchange Road,
Karachi – 74000.

Fax # 111-573-329

Subject: **Financial Results for the period ended September 30, 2017**

Dear Sir,

We are pleased to inform you that the Board of Directors of our Company in their meeting held on October 26, 2017 at 11:00 a.m. at Ocean Mall & Tower, G-3 Block 9, 27th Floor, Clifton Karachi, recommended the following:

- i. **Cash Dividend**
NIL
- ii. **Bonus Shares**
NIL
- iii. **Right Shares**
NIL
- iv. **Any other entitlement/Corporate action**
NIL
- v. **Any other Price-Sensitive information**
NIL

The un-audited financial results of the Company for the period ended September 30, 2017 are enclosed herewith.

Siddiqsons Tin Plate Limited

Registered Office: Siddiqsons Tower, Plot # 3, 7th Floor, Block 7 & 8, JCHS, Shahrah-e-Faisal, Karachi. PABX: (92-21) 32361201-8
Central Office: Ocean Tower 27th Floor, Plot # G-3, Block # 9, Near II Talwar, Clifton, Karachi PABX: (92-21) 35166571-5
E-mail: tinplate@siddiqsonstinplate.com, Website: <http://www.siddiqsonstinplate.com>




We will be sending you 200 copies of printed 1st quarter ended un-audited accounts for distribution amongst the members of the Exchange.

Thanking you,

Yours Sincerely,

For Siddiqsons Tin Plate Limited


Muhammad Haris
Company Secretary




SIDDIQSONS TIN PLATE LIMITED
PROFIT AND LOSS ACCOUNT
FOR THE 1ST QUARTER ENDED SEPTEMBER 30, 2017

 Three Months	
	September 30 2017 (July - September)	September 30 2016
Sales - net	536,569,521	593,660,157
Cost of goods sold	(476,847,145)	(526,023,974)
Gross profit	59,722,376	67,636,183
Other operating income	-	104,951
	59,722,376	67,741,134
Distribution cost	(2,448,822)	(2,219,379)
Administrative expenses	(12,219,770)	(10,373,263)
Other operating expenses	(6,689,085)	(1,940,136)
Finance cost	(11,319,161)	(13,795,621)
Profit before taxation	27,045,537	39,412,735
Provision for taxation	(6,707,119)	(5,330,538)
Profit for the year	20,338,418	34,082,197
Earnings per share - Basic and	0.26	0.43



CHIEF FINANCIAL OFFICER

COMPANY SECRETARY

