

SHAFFI CHEMICAL INDUSTRIES LIMITED

23 K.M. Multan Road Mohlanwal Lahore Tel: (042) 111-111-666, 37540336-7,
Fax: (042) 37540335, E.mail: shaffichechemical@diamondfoam.com

FORM-7

Ref:- SCIL/CS/015-3

Dated:-28-04-2015

The General Manager
Karachi Stock Exchange Limited
Stock Exchange Building
Stock Exchange Road
Karachi.

Subject:- **FINANCIAL RESULTS FOR THE QUARTER ENDED 31-03-2015**

Dear Sir,

We have to inform you that the Board of Directors of our Company in their meeting held on April 28, 2015 at 12:00 pm at 23-Km, Multan Road, Mohlanwal, Lahore, considered and approved the enclosed financial results of the company for period ended 31-03-2015.

We will be sending you 300 copies of printed accounts for distribution amongst the members of the Exchange.

Yours faithfully,
For SHAFFI CHEMICAL INDUSTRIES LIMITED


NAZIR AHMED
FTM, FICS
Company Secretary

Encls. As above.

SHAFFI CHEMICAL INDUSTRIES LIMITED

23 K.M. Multan Road Mohlanwal Lahore Tel: (042) 111-111-666, 37540336-7,
Fax: (042) 37540335, E.mail: shaffichemical@diamondfoam.com

FORM-7

Ref:- SCIL/CS/014-1

Dated:-28-04-2015

The Secretary
Lahore Stock Exchange Limited
19-Khayabane Aiwane Iqbal
Lahore.


Subject:- FINANCIAL RESULTS FOR THE QUARTER ENDED 31-03-2015

Dear Sir,

We have to inform you that the Board of Directors of our Company in their meeting held on April 28, 2015 at 12:00 pm at 23-Km, Multan Road, Mohlanwal, Lahore, considered and approved the enclosed financial results of the company for period ended 31-03-2015.

We will be sending you 300 copies of printed accounts for distribution amongst the members of the Exchange.

Yours faithfully,
For SHAFFI CHEMICAL INDUSTRIES LIMITED


NAZIR AHMED
FITM, FICS
Company Secretary

Encls. As above.




SHAFFI CHEMICAL INDUSTRIES LIMITED


CONDENSED INTERIM PROFIT AND LOSS ACCOUNT For The Period Ended March 31, 2015 (Un-Audited)


Note	Nine Months Ended		Quarter Ended	
	March 31, 2015 Rupees	March 31, 2014 Rupees	March 31, 2015 Rupees	March 31, 2014 Rupees
Sales - net	207,565	1,542,051	-	-
Cost of Sales	(207,565)	(1,755,585)	-	-
Gross Profit / (Loss)	-	(213,534)	-	-
Distribution Expenses	-	(60,971)	-	(3,000)
Administrative Expenses	(6,271,773)	(2,577,182)	(2,087,677)	(676,166)
Other Operating Income	1,948,436	450,192	590,831	3,284
	(4,323,337)	(2,187,961)	(1,496,846)	(675,882)
	(4,323,337)	(2,401,495)	(1,496,846)	(675,882)
Finance Cost	(1,461,412)	(17,193)	(491,320)	(11,713)
	(5,784,749)	(2,418,688)	(1,988,166)	(687,595)
(Impairment)/Reversal of impairment loss on long term investment	(29,182,332)	2,713,527	(16,805,131)	(2,487,376)
	(34,967,081)	294,839	(18,793,297)	(3,174,971)
Share of profit / (loss) of associated company	(1,330,101)	(5,347,709)	306,971	(772,282)
Profit / (Loss) before Taxation	(36,297,182)	(5,052,870)	(18,486,326)	(3,947,253)
TAXATION				
-Current	(2,076)	(59,795)	-	-
-Share of tax of associated company	(7,339,988)	940,514	(7,417,544)	1,048,034
	(7,342,064)	880,719	(7,417,544)	1,048,034
Profit / (Loss) after Taxation	(43,639,245)	(4,172,151)	(25,903,870)	(2,899,219)
Earnings per share - basic and diluted	(3.64)	(0.35)	(2.16)	(0.24)

The annexed notes form an integral part of this condensed interim financial information.

Certified True Copy


 Chief Executive


 Shaffi Chemical Industries Ltd


 Director