


316 - Cotton Exchange Building,
I.I. Chundrigar Road, Karachi - 74000 Pakistan
Phones : 92 - 21 - 111 -000- 100
Fax : 92 - 21 - 2416705 , 92 - 21 - 2417418
E -mail : karachi.office@sapphire.com.pk
info@sapphire.com.pk



Sapphire Fibres Limited

Ref: SFL/ Corp/ Results/2021- 22/3Q

April 27, 2022

The General Manager
Pakistan Stock Exchange Ltd
Stock Exchange Building
Stock Exchange Road
Karachi.

Subject: FINANCIAL RESULTS FOR THE THIRD QUARTER ENDED 31 MARCH 2022

Dear Sir

We have to inform you that the Board of Directors of our company in their meeting held at 02:30 p.m. on Wednesday the 27th day of April 2022 at Lahore and through video conference approved the following:


The financial results of the Company are annexed, standalone as Annexure 'A' and consolidated as Annexure 'B'.

The Quarterly Report of the Company will be transmitted through PUCARS within specified time.

Yours faithfully,
for SAPHIRE FIBRES LIMITED

A handwritten signature in black ink, appearing to be a stylized 'R' followed by a horizontal line and a vertical stroke.


Company Secretary



**SAPPHIRE FIBRES LIMITED
FINANCIAL RESULTS (STANDALONE)
FOR THE PERIOD ENDED MARCH 31, 2022**

	Nine months period ended		Quarter ended	
	March 31, 2022	March 31, 2021	March 31, 2022	March 31, 2021
	----- Rupees -----			
Sales - net	29,876,780,210	19,190,404,682	10,689,535,320	7,227,138,168
Cost of sales	(23,604,179,848)	(16,613,832,402)	(8,502,662,684)	(6,094,506,066)
Gross profit	6,272,600,362	2,576,572,280	2,186,872,636	1,132,632,102
Distribution cost	(1,299,211,867)	(706,424,372)	(466,155,922)	(291,220,195)
Administrative expenses	(360,720,505)	(299,963,936)	(135,365,672)	(111,666,693)
Other income	980,868,968	1,033,489,266	217,657,553	376,645,045
Other expenses	(166,634,876)	(82,697,490)	(53,139,525)	(33,198,680)
Profit from operations	5,426,902,082	2,520,975,748	1,749,869,070	1,073,191,579
Finance cost	(1,108,343,205)	(704,975,137)	(442,338,978)	(262,685,386)
Profit before taxation	4,318,558,877	1,816,000,611	1,307,530,092	810,506,193
Taxation	(387,510,332)	(278,948,300)	(129,582,972)	(134,131,271)
Profit after taxation	3,931,048,545	1,537,052,311	1,177,947,120	676,374,922
Earnings per share				
- basic and diluted	190.16	74.35	56.98	32.72

RAMEEZ GHAUSI
COMPANY SECRETARY



SAPPHIRE FIBRES LIMITED
FINANCIAL RESULTS (CONSOLIDATED)
FOR THE QUARTER AND NINE MONTHS PERIOD MARCH 31, 2022

	Nine months period		Quarter ended	
	March 31, 2022	March 31, 2021	March 31, 2022	March 31, 2021
	----- Rupees -----			
Sales - net	41,557,241,417	26,889,172,755	12,090,824,343	9,130,839,180
Cost of sales	(33,342,537,056)	(21,769,610,158)	(9,340,088,426)	(7,032,597,817)
Gross profit	8,214,704,361	5,119,562,597	2,750,735,917	2,098,241,363
Distribution cost	(1,299,211,867)	(706,424,372)	(466,155,922)	(291,220,195)
Administrative expenses	(497,319,820)	(385,612,570)	(189,852,254)	(140,306,239)
Other income	843,954,201	571,458,664	464,203,905	327,042,664
Other expenses	(166,650,572)	(125,385,681)	(53,155,221)	(56,810,970)
Profit from operations	7,095,476,303	4,473,598,638	2,505,776,425	1,936,946,623
Finance cost	(1,395,835,179)	(1,042,857,395)	(475,937,567)	(382,790,113)
	5,699,641,124	3,430,741,243	2,029,838,858	1,554,156,510
Share of profit of Associated Companies	313,072,627	163,300,554	70,562,663	33,423,399
Profit before taxation	6,012,713,751	3,594,041,797	2,100,401,521	1,587,579,909
Taxation	(392,083,474)	(280,585,858)	(131,345,720)	(133,069,109)
Profit after taxation	5,620,630,277	3,313,455,939	1,969,055,801	1,454,510,800
Attributable to:				
- Shareholders of the Parent Company	5,014,593,972	2,644,315,623	1,725,989,098	1,271,367,183
- Non-controlling interest	606,036,305	669,140,316	243,066,703	183,143,617
	5,620,630,277	3,313,455,939	1,969,055,801	1,454,510,800


RAMEEZ GHAUSI
 COMPANY SECRETARY