



SAIF GROUP

SAIF TEXTILE MILLS LIMITED

4th Floor, Kashmir Commercial Complex 1032-E, Fazal-e-Haq Road, Blue Area, Islamabad (Pakistan)

Voice: +92-51-2604733-35, Fax: +92-51-2604732, E-mail: stm@saifgroup.com

Web: www.saifgroup.com



A- / A2 Rated Company

REF # STML/PSX/004/2025

April 29, 2025

The General Manager
Pakistan Stock Exchange Limited
Stock Exchange Building,
Stock Exchange Road,
Karachi.

SUBJECT: FINANCIAL RESULTS FOR THE 3RD QUARTER ENDED MARCH 31, 2025

Dear Sir,

We would like to inform you that the Board of Directors of the Company in their meeting held on April 29, 2025 at 2:30 pm, recommended the following:

(i)	CASH DIVIDEND-	Nil
(ii)	BONUS SHARES-	Nil
(iii)	RIGHT SHARES -	Nil
(iv)	Any other entitlement / corporate action-	Nil
(v)	Any other price sensitive information	Nil

A copy of Statement of financial position, Profit & loss, changes in equity and, cash flow for the quarter ended March 31, 2025 are enclosed.

Financial Statements for the 3rd Quarter ended March 31, 2025 will be transmitted through PUCARS within the specified time.

Yours Sincerely,

for and on behalf of
SAIF TEXTILE MILLS LIMITED

Waseemullah
Company Secretary



MILLS:
Phase III, Industrial Estate Gadoon
Amazai, Swabi, KPK.
Voice: +92-938-270313, 270429
Fax: 92-938-270514,
E-mail: stm@saifgroup.com


PESHAWAR:
APTMA House, Jamrud Road,
Voice: +92-91-5843870, 5702941
Fax: +92-91-5840273,
E-mail: peshawar@saifgroup.com


KARACHI:
Suit No. 210, 2nd Floor, The Plaza
Block-9, Clifton Karachi,
Voice: +92-21-5821238,
Fax: +92-21-5821220,
E-mail: karachi@saifgroup.com

CONDENSED INTERIM STATEMENT OF FINANCIAL POSITION AS AT 31 MARCH, 2025

	Note	Un-audited March 31, 2025	Audited June 30, 2024
Rupees in thousand			
SHARE CAPITAL AND RESERVES			
Authorized capital			
30,000,000 ordinary shares of Rs. 10 each		300,000	300,000
Issued, subscribed and paid-up capital			
26,412,880 ordinary shares of Rs. 10 each		264,129	264,129
Reserves		265,867	265,867
Unappropriated profit		851,204	1,144,442
Surplus on revaluation of property, plant and equipment		2,400,105	2,474,112
		3,781,305	4,148,550
NON-CURRENT LIABILITIES			
Long term financing	4	1,021,952	1,294,619
Deferred income - government grant		5,586	8,603
Long term deposits		14,130	14,233
Staff retirement benefits - gratuity		225,301	226,139
Deferred taxation-net		709,694	759,930
		1,976,662	2,303,524
CURRENT LIABILITIES			
Trade and other payables		1,621,703	1,201,169
Contract liabilities		59,938	78,358
Unpaid dividend		-	473
Unclaimed dividend		9,043	8,586
Accrued mark-up and interest		605,950	430,154
Short term borrowings	5	6,099,390	5,567,518
Current portion of non-current liabilities		373,109	403,814
Provision for tax levies		108,707	152,189
		8,877,840	7,842,261
CONTINGENCIES AND COMMITMENTS			
	6	-	-
		14,635,807	14,294,335
NON-CURRENT ASSETS			
Property plant and equipment	7	7,685,960	7,923,952
Long term investments		14,886	14,886
Long term loans		5,340	2,688
Long term deposits		52,037	30,570
		7,758,224	7,972,096
CURRENT ASSETS			
Stores, spare parts and loose tools		271,668	299,718
Stock-in-trade		3,800,265	3,675,635
Trade debts		2,388,086	1,801,804
Loans and advances		22,271	18,549
Trade Deposits and short term prepayments		46,727	1,907
Other receivables		52,297	51,258
Deposit for shares	8	-	-
Prepaid tax levies		-	4,951
Taxation-net		277,501	336,433
Tax refunds due from Government		5,034	111,261
Cash and bank balances		13,733	20,723
		6,877,583	6,322,239
		14,635,807	14,294,335

The annexed notes form an integral part of this condensed interim financial information.



Muhammad Waseem Aslam
 Chief Financial Officer



**CONDENSED INTERIM STATEMENT OF PROFIT OR LOSS AND OTHER COMPREHENSIVE INCOME
FOR THE NINE MONTHS ENDED 31 MARCH, 2025
UN-AUDITED**

	Quarter ended		Nine months period ended	
	31 March, 2025	31 March, 2024	31 March, 2025	31 March, 2024
	Restated		Restated	
	-----Rupees in thousand -----			
Sales - Net	2,556,706	3,188,020	8,693,114	9,562,758
Cost of Sales	2,391,305	2,834,487	7,722,123	8,361,645
Gross profit	165,401	353,533	970,991	1,201,113
Distribution cost	48,790	60,391	150,684	175,756
Administrative expenses	60,460	59,748	171,477	193,728
Other expenses	-	-	-	4,848
	109,250	120,139	322,161	374,331
	56,151	233,394	648,830	826,782
Other income	4,324	611,228	28,477	630,894
Profit from operations	60,475	844,622	677,306	1,457,676
Finance cost	259,391	384,767	985,748	1,229,904
	(198,916)	459,855	(308,442)	227,772
Exchange fluctuation (Loss) /Gain	28	-	(108)	(2,604)
Profit / (Loss) before taxation minimum and final tax levies	(198,889)	459,855	(308,550)	225,168
Minimum and final tax levies	31,948	39,517	108,931	119,058
Profit / (Loss) before taxation	(230,837)	420,338	(417,480)	106,110
Taxation	(20,541)	98,378	(50,236)	32,488
Profit / (Loss) after taxation	(210,296)	321,960	(367,245)	73,622
Other comprehensive income/ (loss)	-	-	-	-
Total comprehensive Income / (Loss)	(210,296)	321,960	(367,245)	73,622
	-----Rupees-----			
Earnings / (Loss) per share				
- basic and diluted	(7.96)	12.19	(13.90)	2.79


The annexed notes form an integral part of this condensed interim financial information.


Muhammad Waseem Aslam
Chief Financial Officer



CONDENSED INTERIM STATEMENT OF CASH FLOWS
FOR THE NINE MONTHS ENDED 31 MARCH, 2025
(UN-AUDITED)

	Nine months period ended	
	March 31, 2025	March 31, 2024
	Rupees in thousand	
CASH FLOW FROM OPERATING ACTIVITIES		
(Loss) / Profit for the period - before taxation	(308,550)	225,168
Add adjustments for non-cash charges and other items:		
Depreciation and amortization	268,953	285,644
Staff retirement benefits - net	(838)	(11,349)
SHL loan written-back under an agreement	-	(600,000)
Gain on disposal of property plant and equipment - net	(3,317)	(154)
Exchange Fluctuation Loss- net	108	2,604
Finance cost	985,748	1,229,904
CASH INFLOW FROM OPERATING ACTIVITIES		
- Before working capital changes	942,104	1,131,816
(Increase) / decrease in current assets:		
Store, spare parts & loose tools	28,050	85,116
Stock-in-trade	(124,630)	(276,249)
Trade debts	(586,390)	(263,198)
Loans and advances	(3,722)	(561)
Trade deposits and short term prepayments	(44,820)	4,107
Other receivables	(1,039)	25,844
Increase/(Decrease) in trade and other payables		
Trade and other Payables	420,534	450,250
Contract liabilities	(18,420)	(54,248)
	(330,438)	(28,939)
CASH INFLOW FROM OPERATING ACTIVITIES		
- Before taxation	611,666	1,102,878
Taxes paid	17,697	(93,437)
CASH INFLOW FROM OPERATING ACTIVITIES		
- After taxation	629,363	1,009,440
Long term loans - net	(2,652)	20,184
Long term deposits	(21,571)	(3,686)
	(24,223)	16,498
NET CASH INFLOW FROM OPERATING ACTIVITIES	605,140	1,025,938
CASH FLOW FROM FINANCING ACTIVITIES		
Long term financing		
-Obtained	-	900,981
-repaid	(306,389)	(341,682)
Short term borrowings - net	531,873	(207,504)
Short term loan from an associated company	-	(170,000)
Dividend paid	(16)	(9)
Lease liabilities	-	(4,640)
Finance cost paid	(809,953)	(1,224,771)
NET CASH OUTFLOW FROM FINANCING ACTIVITIES	(584,485)	(1,047,624)
CASH FLOW FROM INVESTING ACTIVITIES		
Additions to property, plant and equipment	(33,278)	(6,622)
Sale proceeds of fixed assets	5,633	30,351
NET CASH OUTFLOW FROM INVESTING ACTIVITIES	(27,645)	23,729
NET DECREASE IN CASH AND CASH EQUIVALENTS	(6,990)	2,043
CASH AND CASH EQUIVALENTS:		
- At the beginning of the period	20,723	16,195
- At the end of the period	13,733	18,238


Muhammad Waseem Aslam
Chief Financial Officer




**CONDENSED INTERIM STATEMENT OF CHANGES IN EQUITY
FOR THE NINE MONTHS ENDED 31 MARCH, 2025
(UN AUDITED)**

Share capital	Reserves		Unappropriated (loss) / profit	unrealized (loss)/gain on financial assets at FVOCI	Revaluation surplus on property plant & equipment	Total
	Capital reserve	Revenue reserve				

----- Rupees in thousand -----

Balance as at July 01, 2023	264,129	115,981	150,000	1,036,355	(114)	2,578,834	4,145,185
Total comprehensive income for the nine months period ended March 31, 2024	-	-	-	73,622	-	-	73,622
Transfer from surplus on revaluation of property, plant & equipment on account of incremental depreciation for the nine month period ended- net of deferred taxation	-	-	-	77,645	-	(77,645)	-
Balance as at March 31, 2024	264,129	115,981	150,000	1,187,622	(114)	2,501,189	4,218,807
Total comprehensive loss for the quarter ended June 30, 2024	-	-	-	(70,258)	-	-	(70,258)
Transfer from surplus on revaluation of property, plant & equipment on account of incremental depreciation for the three month period ended- net of deferred taxation	-	-	-	27,077	-	(27,077)	-
Balance as at June 30, 2024	264,129	115,981	150,000	1,144,442	(114)	2,474,112	4,148,550
Balance as at July 01, 2024	264,129	115,981	150,000	1,144,442	(114)	2,474,112	4,148,550
Total comprehensive loss for the nine months period ended March 31, 2025	-	-	-	(367,245)	-	-	(367,245)
Transfer from surplus on revaluation of property, plant & equipment on account of incremental depreciation for the nine month period ended- net of deferred taxation	-	-	-	74,007	-	(74,007)	-
Balance as at March 31, 2025	264,129	115,981	150,000	851,204	(114)	2,400,105	3,781,305


 Muhammad Waseem Aslam
 Chief Financial Officer

