



Rupali Polyester Limited

241-242 Upper Mall Scheme, Anand Road, Lahore - 54000, Pakistan

UAN : +92 42 111-RUPALI (787-254)
Tel : +92 42 35713101 - 4
Fax : +92 42 35713095 - 6
E-mail : info@rupaligroup.com
Website: www.rupaligroup.com

RL-CA/KSE-2182
24 February 2018

The General Manager
Pakistan Stock Exchange Limited
Stock Exchange Building
Stock Exchange Road
Karachi

Sub: **Second Quarterly Accounts for the period ended 31.12.2017**

Dear Sir,

We have to inform you that the Board of Directors of our Company in its meeting held on Saturday, 24 February 2018 at 1130 hrs at Rupali House, 241-242 Upper Mall Scheme, Anand Road, Lahore has approved the second quarterly and half yearly financial statements for the period ended 31 December 2017 and recommended the following:

- (i) **Cash Dividend**
NIL
- (ii) **Bonus Shares**
NIL
- (iii) **Right Shares:**
NIL
- (iv) **Any Other Entitlement/Corporate Action:**
NIL
- (v) **Material Information**
NIL

Financial Results


The Condensed Interim Profit & Loss Account (Un-audited) of the Company for the second quarterly and half yearly period ended 31 December 2017 is enclosed herewith as Annexure "A".

Kindly circulate to your members accordingly. We will be sending you the required number of printed accounts shortly for distribution amongst the TREC Holders.

Thanking you

Sincerely yours


S. Ghulam Shabbir Gilani
Company Secretary



Encl: a.a.



Rupali Polyester Limited

241-242 Upper Mall Scheme, Anand Road, Lahore - 54000, Pakistan



UAN : +92 42 111-RUPALI (787-254)
Tel : +92 42 35713101 - 4
Fax : +92 42 35713095 - 6
E-mail : info@rupaligroup.com
Website: www.rupaligroup.com

Annexure " A "

CONDENSED INTERIM PROFIT AND LOSS ACCOUNT (UN-AUDITED) FOR THE HALF YEAR ENDED 31 DECEMBER 2017

Rupees in thousand

	Quarter Ended		Half Year Ended	
	31 Dec. 2017	31 Dec. 2016	31 Dec. 2017	31 Dec. 2016
Sales	1,425,408	1,265,547	2,973,190	2,439,714
Cost of goods sold	<u>(1,317,345)</u>	<u>(1,224,797)</u>	<u>(2,760,140)</u>	<u>(2,393,666)</u>
Gross profit	108,063	40,750	213,050	46,048
Selling and distribution expenses	(4,479)	(3,696)	(8,793)	(6,622)
Administrative and general expenses	(43,207)	(39,380)	(81,012)	(73,721)
Other operating charges	(6,066)	(7,500)	(18,297)	(7,500)
Other operating income	53,814	8,729	59,810	13,888
Operating profit/(loss)	108,125	(1,097)	164,758	(27,907)
Finance costs	<u>(28,847)</u>	<u>(27,831)</u>	<u>(58,908)</u>	<u>(55,553)</u>
Profit/(loss) before taxation	79,278	(28,928)	105,850	(83,460)
Taxation	<u>(13,132)</u>	<u>(5,075)</u>	<u>(32,479)</u>	<u>(16,816)</u>
Profit/(loss) after taxation	<u>66,146</u>	<u>(34,003)</u>	<u>73,371</u>	<u>(100,276)</u>
	----- Rupees -----			
Earnings/(loss) per share - basic and diluted	<u>1.94</u>	<u>(1.00)</u>	<u>2.15</u>	<u>(2.94)</u>



S. Ghulam Shabbir Gilani
 Company Secretary