



# Redco Textiles Limited

ISO 9001:2000 Certified

February 26, 2018

The General Manager  
Pakistan Stock Exchange Limited  
Stock Exchange Building  
Stock Exchange Road  
Karachi.

Subject: **Financial Results For The Half Year Ended December 31, 2017**

Dear Sir,


We have to inform you that the Board of Directors of our company in their meeting held on 26<sup>th</sup> February 2018 at 11:00 AM at Registered Office at Redco Arcade, 78-E, Blue Area, Islamabad recommended the following:


(i) CASH DIVIDEND	NIL
(ii) BONUS SHARES	NIL
(iii) RIGHT SHARES	NIL
(iv) ANY OTHER ENTITLEMENT/CORPORATE ACTION	NIL
(v) ANY OTHER PRICE-SENSITIVE INFORMATION	

The financial results of the Company are attached here under.

We will be sending you 200 copies of printed accounts for distribution amongst the members of the Exchange.

Yours Sincerely,

  
Monim Ul Haq  
Company Secretary





# Redco Textiles Limited

ISO 9001:2000 Certified

**REDCO TEXTILES LIMITED**  
CONDENSED INTERIM PROFIT AND LOSS ACCOUNT (UN-AUDITED)  
FOR THE QUARTER AND HALF YEAR ENDED DECEMBER 31, 2017

	Half Year Ended		Quarter Ended	
	December 31, 2017 Rupees	December 31, 2016 Rupees	December 31, 2017 Rupees	December 31, 2016 Rupees
Sales - net	382,754,770	908,519,536	124,709,482	482,253,223
Cost of sales	(515,906,759)	(929,236,061)	(209,241,515)	(497,620,099)
<b>Gross loss</b>	<b>(133,151,989)</b>	<b>(20,716,525)</b>	<b>(84,532,033)</b>	<b>(15,366,876)</b>
<b>Operating expenses</b>				
Distribution cost	(3,412,375)	(3,776,672)	(1,770,286)	(2,117,847)
Administrative expenses	(8,097,658)	(9,230,569)	(4,152,082)	(4,747,972)
Other operating expenses	(460,655)	(616,594)	(136,910)	(398,543)
	(11,970,688)	(13,623,835)	(6,059,278)	(7,264,362)
<b>Operating loss</b>	<b>(145,122,677)</b>	<b>(34,340,360)</b>	<b>(90,591,311)</b>	<b>(22,631,238)</b>
Other operating income	16,220	18,291	14,408	11,870
Finance cost	(4,313,981)	(10,509,307)	(2,050,853)	(5,726,064)
<b>Loss before taxation</b>	<b>(149,420,438)</b>	<b>(44,831,376)</b>	<b>(92,627,756)</b>	<b>(28,345,432)</b>
Taxation	(4,805,121)	(9,116,379)	(2,213,934)	(4,838,354)
<b>Loss for the period</b>	<b>(154,225,559)</b>	<b>(53,947,755)</b>	<b>(94,841,690)</b>	<b>(33,183,786)</b>
<b>Loss per share - basic and diluted</b>	<b>(3.13)</b>	<b>(1.09)</b>	<b>(1.92)</b>	<b>(0.67)</b>

  
**Company Secretary**  
**Redco Textiles Ltd.**



# Redco Textiles Limited

ISO 9001:2000 Certified

February 26, 2018

The General Manager  
Pakistan Stock Exchange Limited  
19, Khayaban-e-Iqbal,  
P.O Box 1315  
Lahore- 54000

**Subject: Financial Results For The Half Year Ended December 31, 2017**

Dear Sir,


We have to inform you that the Board of Directors of our company in their meeting held on 26<sup>th</sup> February 2018 at 11:00 AM at Registered Office at Redco Arcade, 78-E, Blue Area, Islamabad recommended the following:


- |                                             |     |
|---------------------------------------------|-----|
| (i) CASH DIVIDEND                           | NIL |
| (ii) BONUS SHARES                           | NIL |
| (iii) RIGHT SHARES                          | NIL |
| (iv) ANY OTHER ENTITLEMENT/CORPORATE ACTION | NIL |
| (v) ANY OTHER PRICE-SENSITIVE INFORMATION   |     |

The financial results of the Company are attached here under.

We will be sending you 100 copies of printed accounts for distribution amongst the members of the Exchange.

Yours Sincerely,

  
\_\_\_\_\_  
**Monim Ul Haq**  
Company Secretary





# Redco Textiles Limited

ISO 9001:2000 Certified

**REDCO TEXTILES LIMITED**  
**CONDENSED INTERIM PROFIT AND LOSS ACCOUNT (UN-AUDITED)**  
**FOR THE QUARTER AND HALF YEAR ENDED DECEMBER 31, 2017**

	Half Year Ended		Quarter Ended	
	December 31, 2017	December 31, 2016	December 31, 2017	December 31, 2016
	Rupees	Rupees	Rupees	Rupees
Sales - net	382,754,770	908,519,536	124,709,482	482,253,223
Cost of sales	(515,906,759)	(929,236,061)	(209,241,515)	(497,620,099)
Gross loss	(133,151,989)	(20,716,525)	(84,532,033)	(15,366,876)
Operating expenses				
Distribution cost	(3,412,375)	(3,776,672)	(1,770,286)	(2,117,847)
Administrative expenses	(8,097,658)	(9,230,569)	(4,152,082)	(4,747,972)
Other operating expenses	(460,655)	(616,594)	(136,910)	(398,543)
	(11,970,688)	(13,623,835)	(6,059,278)	(7,264,362)
Operating loss	(145,122,677)	(34,340,360)	(90,591,311)	(22,631,238)
Other operating income	16,220	18,291	14,408	11,870
Finance cost	(4,313,981)	(10,509,307)	(2,050,853)	(5,726,064)
Loss before taxation	(149,420,438)	(44,831,376)	(92,627,756)	(28,345,432)
Taxation	(4,805,121)	(9,116,379)	(2,213,934)	(4,838,354)
Loss for the period	(154,225,559)	(53,947,755)	(94,841,690)	(33,183,786)
Loss per share - basic and diluted	(3.13)	(1.09)	(1.92)	(0.67)

  
Company Secretary  
Redco Textiles Ltd.