



ABL Asset Management

Ref. No. ABL AMC /KSE/BOD Meeting-50 /Notice - 03
February 01, 2017

The General Manager
Pakistan Stock Exchange Limited
Stock Exchange Building
Stock Exchange Road
Karachi

Financial Results of ABL Cash Fund (ABL - CF) For the Half Year and Quarter Ended December 31, 2016

Dear Sirs,

We are pleased to inform you that the Board of Directors of ABL Asset Management Company Limited (ABL AMCL), the Management Company of ABL Cash Fund (ABL CF), in their meeting held on Wednesday, February 01, 2017 at 11.30 a.m at 1st Floor Allied Bank Head Office, 3-Tipu Block New Garden Town, Lahore, has approved the condensed interim financial information (un-audited) of ABL Cash Fund for the half year and quarter ended December 31, 2016 and recommended the following.

- | | | |
|------|---------------|---------|
| i) | Cash dividend | Rs. Nil |
| ii) | Bonus issue | Nil |
| iii) | Right issue | Nil |
- iv) The financial results of the ABL-CF are as follows:

	For the half year ended December 31, 2016	For the half year ended December 31, 2015	For the quarter ended December 31, 2016	For the quarter ended December 31, 2015
(Rupees in '000)				
INCOME				
Profit on deposits with banks	97,765	14,104	45,088	9,496
Income from term deposit receipts	2,493	53,609	2,493	38,896
Income from letters of placements	2,895	2,425	2,880	453
Income from government securities	24,545	132,217	19,970	43,598
Capital (loss) / gain on sale of government securities - net	(83)	4,339	(62)	1,425
	127,616	206,694	70,369	93,666
Unrealised loss on re-measurement of investments at "fair value through profit or loss - held for trading" - net	-	(66)	-	(1,531)
Total income	127,616	206,626	70,369	92,335
EXPENSES				
Remuneration of ABL Asset Management Company Limited - Management Company	18,746	28,601	10,810	13,323
Sindh sales tax on remuneration of the Management Company	2,437	4,647	1,382	2,164
Federal excise duty on remuneration of the Management Company	-	4,576	-	2,131
Reimbursement of Operational expenses to the Management Company	1,870	-	1,078	-
Remuneration of the Central Depository Company of Pakistan Limited - Trustee	1,784	2,515	1,000	1,185
Sindh sales tax on remuneration of Trustee	232	352	129	166
Annual fee - Securities and Exchange Commission of Pakistan	1,406	2,138	811	997
Auditors' remuneration	280	264	172	156
Amortization of preliminary expenses and floatation costs	-	74	-	-
Legal and professional charges	-	274	-	97
Printing charges	141	102	91	52
Annual rating fee	117	115	60	58
Listing fee	29	25	15	12
Brokerage and securities transaction costs	108	475	85	153
Bank and settlement charges	93	176	49	98
Total operating expenses	27,243	44,334	15,682	20,592
Net income for the period from operating activities	100,373	162,292	54,687	71,743
Element of income / (loss) and capital gains / (losses) included in the prices of units issued less those in units redeemed - net	44,967	(44,216)	35,341	(37,765)
Net income for the period before taxation	145,340	118,076	90,028	33,978
Taxation	-	-	-	-
Net income for the period after taxation	145,340	118,076	90,028	33,978
Other Comprehensive Income	-	-	-	-
Total comprehensive income for the period	145,340	118,076	90,028	33,978

We will be sending you 200 copies of printed Accounts for distribution amongst the members of the Exchange in due course of time. This condensed interim financial information of ABL Cash fund can be accessed through ABL AMCL's web site i.e. www.ablamc.com.

Yours truly


Saqib Matin
Chief Financial Officer & Company Secretary

Registered Office: 11-B, Lalazar, M.T. Khan Road, Karachi-74500, Pakistan.
Phone: (021) 99207411-13 Fax: (021) 99207407 Web: www.ablamc.com

Discover the potential



ABL Asset Management

Ref. No. ABL AMC/PSX/BOD Meeting-50/Notice - 08
February 01, 2017

The General Manager
Pakistan Stock Exchange Limited
Stock Exchange Building
Stock Exchange Road
Karachi

**Financial Results of ABL Financial Planning Fund (ABL - FPF)
For The Half Year and Quarter Ended December 31, 2016**

Dear Sir,

We are pleased to inform you that the Board of Directors of ABL Asset Management Company Limited (ABL AMCL), the Management Company of ABL Financial Planning Fund (ABL-FPF), in their meeting held on Wednesday, February 01, 2017 at 11:30 a.m. at 1st Floor Allied Bank Head Office, 3-Tipu Block New Garden Town, Lahore, has approved the condensed interim financial information (un-audited) of ABL Financial Planning Fund (ABL-FPF) for the half year and quarter ended December 31, 2016 and recommended the following.

i) **Cash dividend**

Rs. Nil

ii) **Bonus issue**

Nil

iii) **Right issue**

Nil

iv) **The financial results of the ABL Financial Planning Fund are as follows:**

For the period
from December
19, 2016 to
December 31,
2016

INCOME

Profit on deposits with banks
Capital gain on sale of investments - net
Dividend income

	For the half year ended December 31, 2016		For the period from December 19, 2016 to December 31, 2016	Total
	Active Allocation	Conservative Allocation	Strategic Allocation	
	----- Rupees -----			
	105,947	69,361	1,175,833	1,351,141
	2,153,644	15,700,288	-	17,853,932
	928,011	788,043	-	1,716,054
	3,187,602	16,557,692	1,175,833	20,921,127

Unrealised gain on re-measurement of investments
"at fair value through profit or loss - held for trading" - net
Total Income

	91,976,039	9,937,165	-	101,913,204
	95,163,641	26,494,857	1,175,833	122,834,331

EXPENSES

Remuneration of MCB Financial Services Limited - Trustee
Sindh Sales Tax on remuneration of Trustee
Annual fee - Securities and Exchange Commission of Pakistan
Auditors' remuneration
Amortization of preliminary expenses and floatation costs
Printing charges
Listing fee
Bank charges
Total operating expenses

	221,954	185,738	3,414	411,106
	28,854	24,146	444	53,444
	235,141	196,422	4,126	435,689
	81,104	51,880	1,022	134,006
	65,320	218,776	-	284,096
	63,766	77,143	426	141,335
	9,846	10,254	-	20,100
	10,584	3,708	6,249	20,541
	716,569	768,067	15,681	1,500,317

Net income for the period from operating activities

	94,447,072	25,726,790	1,160,152	121,334,014
--	-------------------	-------------------	------------------	--------------------

Element of income / (loss) and capital gains / (losses) included
in prices of units issued less those in units redeemed - net

	29,240,701	(7,012,746)	-	22,227,955
--	------------	-------------	---	------------

Net income for the period before taxation

	123,687,773	18,714,044	1,160,152	143,561,969
--	--------------------	-------------------	------------------	--------------------

Taxation

	-	-	-	-
--	---	---	---	---

Net income for the period after taxation

	123,687,773	18,714,044	1,160,152	143,561,969
--	--------------------	-------------------	------------------	--------------------

Other comprehensive income

	-	-	-	-
--	---	---	---	---

Total comprehensive income for the period

	123,687,773	18,714,044	1,160,152	143,561,969
--	--------------------	-------------------	------------------	--------------------



ABL Asset Management

	For the quarter ended December 31, 2016		For the period from December 19, 2016 to December 31, 2016	
	Active Allocation	Conservative Allocation	Strategic Allocation	Total
----- Rupees -----				
INCOME				
Profit on deposits with banks	73,109	49,176	1,175,833	1,298,118
Capital gain on sale of investments - net	1,513,075	14,411,182	-	15,924,257
Dividend income	-	-	-	-
	1,586,184	14,460,358	1,175,833	17,222,375
Unrealised gain on re-measurement of investments "at fair value through profit or loss - held for trading" - net	65,062,521	(4,597,229)	-	60,465,292
Total Income	66,648,705	9,863,129	1,175,833	77,687,667
EXPENSES				
Remuneration of MCB Financial Services Limited - Trustee	124,230	68,092	3,414	195,736
Sindh Sales Tax on remuneration of Trustee	16,150	8,852	444	25,446
Annual fee - Securities and Exchange Commission of Pakistan	131,838	72,085	4,126	208,049
Auditors' remuneration	53,320	19,220	1,022	73,562
Amortization of preliminary expenses and floatation costs	32,660	109,388	-	142,048
Printing charges	52,174	63,527	426	116,127
Listing fee	3,498	2,802	-	6,300
Bank charges	7,917	1,822	6,249	15,988
Total operating expenses	421,787	345,788	15,681	783,256
Net income for the period from operating activities	66,226,918	9,517,341	1,160,152	76,904,411
Element of income / (loss) and capital gains / (losses) included in prices of units issued less those in units redeemed - net	28,999,128	(7,056,007)	-	21,943,121
Net income for the period before taxation	95,226,046	2,461,334	1,160,152	98,847,532
Taxation	-	-	-	-
Net income for the period after taxation	95,226,046	2,461,334	1,160,152	98,847,532
Other comprehensive income	-	-	-	-
Total comprehensive income for the period	95,226,046	2,461,334	1,160,152	98,847,532

We will be sending you 200 copies of printed Accounts for distribution amongst the members of the Exchange in due course of time. This condensed interim financial information of ABL Financial Planning fund can be accessed through ABL AMCL's web site i.e. www.ablamc.com.

Yours truly


Saqib Matin
 Chief Financial Officer & Company Secretary



ABL Asset Management

Ref. No. ABL AMC /KSE/BOD Meeting-50/Notice - 05
February 01, 2017

The General Manager
Pakistan Stock Exchange Limited
Stock Exchange Building
Stock Exchange Road
Karachi

Financial Results of ABL Government Securities Fund (ABL - GSF) For the Half Year and Quarter Ended December 31, 2016


We are pleased to inform you that the Board of Directors of ABL Asset Management Company Limited (ABL AMCL), the Management Company of ABL Government Securities Fund (ABL - GSF), in their meeting held on Wednesday, February 01, 2017 at 11:30 a.m at 1st Floor Allied Bank Head Office, 3-Tipu Block New Garden Town, Lahore, has approved the condensed interim financial information (un-audited) of ABL Government Securities Fund (ABL - GSF) for the half year and quarter ended December 31, 2016 and recommended the following.

- i) Cash dividend Rs. Nil
 ii) Bonus issue Nil
 iii) Right issue Nil
 iv) The financial results of the ABL Government Securities Fund are as follows:

	For the half year ended December 31, 2016	For the half year ended December 31, 2015	For the quarter ended December 31, 2016	For the quarter ended December 31, 2015
Rupees in '000'				
INCOME				
Profit on deposits with banks	56,372	51,970	19,693	27,163
Income from term deposit receipts	9,535	27,492	9,535	26,236
Income from letter of placements	3,492	3,287	2,511	1,909
Income from other sukuk	760	-	222	-
Income from government securities	205,328	290,908	92,814	152,467
Capital (loss) / gain on sale of investments - net	(23,148)	77,409	(15,804)	45,340
	252,339	451,066	108,971	253,115
Unrealised (loss) / gain on re-measurement of investments at "fair value through profit or loss - held for trading" - net	(2,132)	23,360	579	(44,841)
Total Income	250,207	474,426	109,550	208,274
EXPENSES				
Remuneration of ABL Asset Management Company Limited-Management Company	54,810	63,960	24,920	36,539
Sindh sales tax on remuneration of the Management Company	7,125	10,387	3,239	5,930
Federal Excise Duty (FED) on remuneration of the Management Company	-	10,234	-	5,847
Reimbursement of operational expenses to the Management Company	4,375	-	1,984	-
Remuneration of the Central Depository Company of Pakistan Limited - Trustee	3,667	4,149	1,685	2,319
Sindh sales tax on remuneration of Trustee	477	581	219	325
Annual fee - Securities and Exchange Commission of Pakistan (SECP)	3,289	3,838	1,496	2,193
Auditors' remuneration	270	267	177	166
Amortization of preliminary expenses and floatation costs	414	504	165	252
Legal and professional charges	-	274	-	97
Printing charges	147	76	92	38
Annual rating fee	129	108	64	54
Listing fee	28	25	14	12
Brokerage and securities transaction costs	1,184	2,733	651	1,134
Bank and settlement charges	134	247	119	120
Total operating expenses	76,049	97,383	34,825	55,026
Net income for the period from operating activities	174,158	377,043	74,725	153,248
Element of income / (loss) and capital gains / (losses) included in the prices of units issued less those in units redeemed - net	(56,705)	(13,357)	(48,720)	(61,735)
Net income for the period before taxation	117,453	363,686	26,005	91,513
Taxation	-	-	-	-
Net income for the period after taxation	117,453	363,686	26,005	91,513
Other comprehensive income	-	-	-	-
Total comprehensive income for the period	117,453	363,686	26,005	91,513

We will be sending you 200 copies of printed Accounts for distribution amongst the members of the Exchange in due course of time. This condensed interim financial information of ABL Government Securities Fund can be accessed through ABL AMCL's web site i.e. www.ablamc.com.

Yours truly


Saqib Matin
Chief Financial Officer & Company Secretary

Registered Office: 11-B, Lalazar, M.T. Khan Road, Karachi-74500, Pakistan.
Phone: (021) 99207411-13 Fax: (021) 99207407 Web: www.ablamc.com

Discover the potential



ABL Asset Management

Ref. No. ABL AMC /KSE/BOD Meeting-050/Notice - 01
February 01, 2017

The General Manager
Pakistan Stock Exchange Limited
Stock Exchange Building
Stock Exchange Road
Karachi

Financial Results of ABL Income Fund (ABL - IF)
For The Half Year And Quarter Ended December 31, 2016

Dear Sirs,

We are pleased to inform you that the Board of Directors of ABL Asset Management Company Limited (ABL AMCL), the Management Company of ABL Income Fund (ABL-IF), in their meeting held on Wednesday, February 01, 2017 at 11:30 a.m. at 1st floor Allied Bank Head office, 3-Tipu Block New Garden Town, Lahore, has approved the condensed interim financial information (un-audited) of ABL Income Fund (ABL - IF) for the half year and quarter ended December 31, 2016 and recommended the following.

- i) **Cash dividend** Rs. Nil
ii) **Bonus issue** Nil
iii) **Right issue** Nil
iv) **The financial results of the ABL-IF are as follows:**

Income

Capital (loss) / gain on sale of investments - net
Income from government securities
Income from term deposit receipts
Income from letters of placements
Income from term finance certificates / other sukuks
Profit on deposits with bank
Dividend income
Other income

Unrealised appreciation / (diminution) on re-measurement of
investments classified as 'financial assets at fair value through profit or loss' - net
Unrealised (loss) / gain on revaluation of future contracts - net

Total Income

Expenses

Remuneration of ABL Asset Management Company Limited-Management Company
Sindh sales tax on the Management Company's remuneration
Federal excise duty on remuneration of the Management Company
Accounting and operational charges
Remuneration of Central Depository Company of Pakistan Limited - Trustee
Sindh sales tax on remuneration of the Trustee
Annual fee of the Securities and Exchange Commission of Pakistan Limited
Brokerage and other transaction costs
Bank charges
Auditors' remuneration
Legal and professional charges
Printing charges
Listing fee
Annual rating fee
Other expenses
Total operating expenses

Net income for the periods from operating activities

Element of income / (loss) and capital gains / (losses) included in
the prices of units issued less those in units redeemed - net

Net income for the period before taxation

Taxation

Net income for the period after taxation

	For the half year ended		For the quarter ended	
	December 31 2016	2015	December 31 2016	2015
	(Rupees in '000)			
Income				
Capital (loss) / gain on sale of investments - net	(24,744)	17,554	(24,046)	6,832
Income from government securities	18,902	47,209	8,577	24,465
Income from term deposit receipts	7,466	14,763	2,840	13,505
Income from letters of placements	2,460	-	2,191	-
Income from term finance certificates / other sukuks	34,487	16,184	15,077	8,613
Profit on deposits with bank	49,974	28,362	22,997	19,419
Dividend income	26,699	13,358	14,653	12,902
Other income	258	104	258	104
	115,502	137,534	42,547	85,840
Unrealised appreciation / (diminution) on re-measurement of investments classified as 'financial assets at fair value through profit or loss' - net	20,912	4,774	19,768	(6,167)
Unrealised (loss) / gain on revaluation of future contracts - net	(3,393)	1,077	(5,483)	858
Total Income	133,021	143,385	56,832	80,531
Expenses				
Remuneration of ABL Asset Management Company Limited-Management Company	28,489	23,221	13,320	14,739
Sindh sales tax on the Management Company's remuneration	3,704	3,772	1,732	2,394
Federal excise duty on remuneration of the Management Company	-	3,716	-	2,359
Accounting and operational charges	1,899	-	888	-
Remuneration of Central Depository Company of Pakistan Limited - Trustee	2,043	1,743	969	1,049
Sindh sales tax on remuneration of the Trustee	266	244	126	147
Annual fee of the Securities and Exchange Commission of Pakistan Limited	1,424	1,161	666	737
Brokerage and other transaction costs	3,515	2,524	1,212	1,809
Bank charges	91	56	73	24
Auditors' remuneration	244	265	147	167
Legal and professional charges	-	274	-	97
Printing charges	151	120	88	57
Listing fee	28	25	14	12
Annual rating fee	149	143	75	82
Other expenses	1,086	720	1,086	532
Total operating expenses	43,089	37,984	20,396	24,205
Net income for the periods from operating activities	89,932	105,401	36,436	56,326
Element of income / (loss) and capital gains / (losses) included in the prices of units issued less those in units redeemed - net	1,125	67,618	2,028	54,221
Net income for the period before taxation	91,057	173,019	38,464	110,547
Taxation	-	-	-	-
Net income for the period after taxation	91,057	173,019	38,464	110,547

We will be sending you 200 copies of printed Accounts for distribution amongst the members of the Exchange in due course of time. The condensed interim financial information of ABL-IF can be accessed through ABL AMCL's web site i.e. www.ablamc.com

Yours truly


Saqib Mdlin
Chief Financial Officer & Company Secretary

Registered Office: 11-B, Lalazar, M.T. Khan Road, Karachi-74500, Pakistan.
Phone: (021) 99207411-13 Fax: (021) 99207407 Web: www.ablamc.com

Discover the potential



ABL Asset Management

Ref. No. ABL AMC/PSX/BOD Meeting-50/Notice - 07
February 01, 2017

The General Manager
Pakistan Stock Exchange Limited
Stock Exchange Building
Stock Exchange Road
Karachi

**Financial Results of ABL Islamic Financial Planning Fund (ABL-IFPF)
For The Half Year and Quarter Ended December 31, 2016**

Dear Sir,

We are pleased to inform you that the Board of Directors of ABL Asset Management Company Limited (ABL AMCL), the Management Company of ABL Islamic Financial Planning Fund (ABL-IFPF), in their meeting held on Wednesday, February 01, 2017 at 11:30 a.m. at 1st Floor Allied Bank Head Office, 3-Tipu Block New Garden Town, Lahore, has approved the condensed interim financial information (un-audited) of ABL Islamic Financial Planning Fund (ABL-IFPF) for the half year and quarter ended December 31, 2016 and recommended the following.

- i) **Cash dividend** Rs. Nil
ii) **Bonus issue** Nil
iii) **Right Issue** Nil
iv) **The financial results of the ABL Islamic Financial Planning Fund are as follows:**

	For the half year ended December 31, 2016				For the period from September 08, 2016 to December 31, 2016	Total
	Active Allocation Plan	Aggressive Allocation Plan	Conservative Allocation Plan	Strategic Allocation Plan	Strategic Allocation Plan II	
Rupees						
INCOME						
Profit on deposits with banks	115,533	70,524	109,067	32,133	378,152	705,409
Capital gain on sale of investments - net	49,957,270	4,485,911	12,525,971	41,660,362	10,414,808	119,064,322
Contingent load income	-	-	-	23,649	660,051	683,700
	50,072,803	4,556,435	12,635,038	41,736,144	11,453,011	120,463,431
Unrealised gain on re-measurement of investments at "fair value through profit or loss - held for trading" - net	135,745,807	39,391,291	15,751,478	94,860,835	33,061,662	318,811,073
Total Income	185,818,610	43,947,726	28,386,516	136,596,979	44,514,673	439,264,504
EXPENSES						
Remuneration of ABL Asset Management Company Limited- Management Company	-	-	-	-	48,366	48,366
Sindh Sales Tax on remuneration of the Management Company	-	-	-	-	6,288	6,288
Remuneration of MCB Financial Services Limited - Trustee	382,183	77,195	141,098	392,077	268,879	1,261,432
Sindh Sales Tax on remuneration of Trustee	49,684	10,035	18,346	50,970	34,954	163,989
Annual fee - Securities and Exchange Commission of Pakistan	501,983	101,881	184,362	513,917	358,636	1,660,579
Auditors' remuneration	43,159	12,953	13,927	37,478	25,080	132,597
Amortization of preliminary expenses and floatation costs	4,048	-	393,760	-	-	397,808
Printing charges	35,100	8,408	12,551	37,248	27,603	120,910
Listing fee	4,367	1,022	2,153	4,278	6,612	18,432
Shariah advisory fee	84,299	16,467	33,977	90,437	57,471	282,651
Bank charges	9,053	5,313	7,431	570	7,176	29,543
Total operating expenses	1,113,876	233,074	807,606	1,126,875	841,065	4,122,595
Net Income for the period from operating activities	184,704,734	43,714,652	27,578,911	135,470,004	43,673,608	435,141,909
Element of income / (loss) and capital gains / (losses) included in prices of units issued less those in units redeemed - net	29,301,005	16,642,429	(476,614)	(69,672)	(2,007,549)	43,389,599
Net Income for the period before taxation	214,005,739	60,357,081	27,102,297	135,400,332	41,666,059	478,531,508
Taxation	-	-	-	-	-	-
Net Income for the period after taxation	214,005,739	60,357,081	27,102,297	135,400,332	41,666,059	478,531,508
Other comprehensive income	-	-	-	-	-	-
Total comprehensive Income for the period	214,005,739	60,357,081	27,102,297	135,400,332	41,666,059	478,531,508



ABL Asset Management

For the quarter ended December 31, 2016

	Active Allocation Plan	Aggressive Allocation Plan	Conservative Allocation Plan	Strategic Allocation Plan	Strategic Allocation Plan II	Total
Rupees						
INCOME						
Profit on deposits with banks	93,804	57,899	87,381	16,944	31,429	287,457
Capital gain on sale of investments - net	49,407,952	2,537,112	9,811,204	41,307,955	10,249,984	113,314,207
Contingent load income	-	-	-	539	658,051	658,590
	49,501,756	2,595,011	9,898,585	41,325,438	10,939,464	114,260,254
Unrealised gain on re-measurement of investments at "fair value through profit or loss - held for trading" - net	82,325,674	30,327,956	6,295,101	50,634,647	28,824,959	198,408,337
Total Income	131,827,430	32,922,967	16,193,686	91,960,085	39,764,423	312,668,691
EXPENSES						
Remuneration of ABL Asset Management Company Limited- Management Company	-	-	-	-	-	-
Sindh Sales Tax on remuneration of the Management Company	-	-	-	-	-	-
Remuneration of MCB Financial Services Limited - Trustee	206,587	46,748	60,388	196,537	217,498	727,758
Sindh Sales Tax on remuneration of Trustee	26,856	6,077	7,850	25,549	28,275	94,607
Annual fee - Securities and Exchange Commission of Pakistan	276,179	62,515	80,671	262,594	290,408	972,367
Auditors' remuneration	25,495	9,457	6,199	17,998	18,612	77,461
Amortization of preliminary expenses and floatation costs	2,024	-	196,880	-	-	198,904
Printing charges	25,624	6,476	8,411	26,668	24,127	91,306
Listing fee	871	286	589	414	5,336	7,496
Shariah advisory fee	39,110	8,001	12,333	38,648	43,347	141,439
Bank charges	5,736	3,836	4,286	345	2,335	16,538
Total operating expenses	608,482	143,396	377,607	558,453	629,938	2,327,876
Net Income for the period from operating activities	131,218,948	32,779,571	15,816,079	91,391,632	39,134,485	310,340,715
Element of income / (loss) and capital gains / (losses) included in prices of units issued less those in units redeemed - net	23,000,073	13,957,770	(1,126,154)	28,036	(2,007,072)	33,852,653
Net Income for the period before taxation	154,219,021	46,737,341	14,689,925	91,419,668	37,127,413	344,193,368
Taxation	-	-	-	-	-	-
Net Income for the period after taxation	154,219,021	46,737,341	14,689,925	91,419,668	37,127,413	344,193,368
Other comprehensive income	-	-	-	-	-	-
Total comprehensive income for the period	154,219,021	46,737,341	14,689,925	91,419,668	37,127,413	344,193,368

We will be sending you 200 copies of printed Accounts for distribution amongst the members of the Exchange in due course of time. This condensed interim financial information of ABL Islamic Financial Planning fund can be accessed through ABL AMCL's web site i.e. www.ablamc.com.

Yours truly


Saqib Matin
 Chief Financial Officer & Company Secretary



ABL Asset Management

Ref. No. ABL AMC /KSE/BOD Meeting-50 /Notice -04
February 01, 2017

The General Manager
Pakistan Stock Exchange Limited
Stock Exchange Building
Stock Exchange Road
Karachi

Financial Results of ABL Islamic Income Fund (ABL- IIF) For the Half Year and Quarter Ended December 31, 2016

Dear Sirs,


We are pleased to inform you that the Board of Directors of ABL Asset Management Company Limited (ABL AMCL), the Management Company of ABL Islamic Income Fund (ABL - IIF), in their meeting held on Wednesday, February 01, 2017 at 11:30 a.m. at 1st Floor Allied Bank Head Office, 3-Tipu Block New Garden Town, Lahore, has approved the condensed interim financial information (un-audited) of ABL Islamic Income Fund (ABL - IIF) for the half year and quarter ended December 31, 2016 and recommended the following.

- i) Cash dividend Rs. Nil
 ii) Bonus issue Nil
 iii) Right issue Nil
 iv) The financial results of the ABL Islamic Income Fund are as follows:

	For the half year ended December 31, 2016	For the half year ended December 31, 2015	For the quarter ended December 31, 2016	For the quarter ended December 31, 2015
-----Rupees' in 000-----				
INCOME				
Profit on deposits with banks	71,084	37,120	46,422	17,780
Income from term deposit receipts	6,874	8,274	3,796	4,604
Income from sukuk	45,915	24,944	20,392	12,315
Capital gain / (loss) on sale of government securities - net	9,290	1,283	5,046	(133)
	133,163	71,621	75,656	34,566
Unrealised gain on re-measurement of investments at "fair value through profit or loss - held for trading" - net	21,273	2,625	16,601	2,734
Total Income	154,436	74,246	92,257	37,300
EXPENSES				
Remuneration of ABL Asset Management Company Limited - Management Company	20,408	9,622	11,698	4,873
Sindh sales tax on remuneration of the Management Company	2,653	1,563	1,521	792
Federal Excise Duty (FED) on remuneration of the Management Company	-	1,539	-	779
Reimbursement of operational expenses to the Management Company	2,043	-	1,172	-
Remuneration of Central Depository Company of Pakistan Limited - Trustee	2,163	1,248	1,208	631
Sindh sales tax on remuneration of Trustee	283	175	158	88
Annual fee - Securities and Exchange Commission of Pakistan (SECP)	1,531	722	878	366
Auditors' remuneration	272	251	170	155
Legal and professional charges	-	274	-	97
Printing charges	151	68	96	30
Listing fee	28	25	14	12
Annual rating fee	117	97	60	49
Brokerage and securities transaction costs	589	232	348	164
Bank and settlement charges	73	87	45	52
Shariah advisory fee	282	-	140	-
Total operating expenses	30,593	15,903	17,508	8,088
Net income for the period from operating activities	123,843	58,343	74,749	29,212
Element of income / (loss) and capital gains / (losses) included in the prices of units issued less those in units redeemed - net	4,903	19,592	(10,491)	18,756
Net income for the period before taxation	128,746	77,935	64,258	47,968
Taxation	-	-	-	-
Net income for the period after taxation	128,746	77,935	64,258	47,968
Other comprehensive income	-	-	-	-
Total comprehensive income for the period	128,746	77,935	64,258	47,968

We will be sending you 200 copies of printed Accounts for distribution amongst the members of the Exchange in due course of time. This condensed interim financial information of ABL Islamic Income Fund can be accessed through ABL AMCL's web site i.e. www.ablamc.com.

Yours truly


Saqib Matin
Chief Financial Officer & Company Secretary

Registered Office: 11-B, Lalazar, M.T. Khan Road, Karachi-74500, Pakistan.
Phone: (021) 99207411-13 Fax: (021) 99207407 Web: www.ablamc.com

Discover the potential



ABL Asset Management

Ref. No. ABL AMC /KSE/BOD Meeting-050/Notice - 06
February 01, 2017

The General Manager
Pakistan Stock Exchange Limited
Stock Exchange Building
Stock Exchange Road
Karachi

Financial Results of ABL Islamic Stock Fund (ABL - ISF)
For The Half Year And Quarter Ended 31 December 2016

Dear Sirs,


We are pleased to inform you that the Board of Directors of ABL Asset Management Company Limited (ABL AMCL), the Management Company of ABL Islamic Stock Fund (ABL-ISF), in their meeting held on Wednesday, February 01, 2017 at 11.30 a.m. at 1st floor Allied Bank Head office, 3-Tipu Block New Garden Town, Lahore, has approved the condensed interim financial information (un-audited) of ABL Islamic Stock Fund (ABL - ISF) for the half year and quarter ended 31 December 2016 and recommended the following:

- i) Cash dividend Rs. Nil
ii) Bonus issue Nil
iii) Right issue Nil
- iv) The financial results of the ABL-ISF are as follows:

	For the half year ended		For the quarter ended	
	December 31		December 31	
	2016	2015	2016	2015
	(Rupees in '000)			
INCOME				
Dividend income	61,130	65,582	40,841	32,308
Capital gain on sale of equity investments - net	193,510	(75,568)	128,926	(34,393)
Profit on deposits with banks	7,150	7,790	3,778	3,776
	261,790	(2,196)	173,545	1,691
Unrealised appreciation / (diminution) on remeasurement of investments classified as financial assets at fair value through profit or loss - net	536,901	(41,212)	370,639	36,465
Total Income	798,691	(43,408)	544,184	38,156
EXPENSES				
Remuneration of ABL Asset Management Company Limited - Management Company	29,104	40,610	15,632	19,637
Sindh Sales Tax on remuneration of Management Company	3,784	6,595	1,997	3,189
Federal Excise Duty on remuneration of Management Company	-	6,498	-	3,142
Accounting and operational charges	1,453	-	780	-
Remuneration of MCB Financial Services Limited -Trustee	980	928	517	453
Sindh Sales Tax on remuneration of the Trustee	127	130	67	63
Annual fee of the Securities and Exchange Commission of Pakistan	1,382	1,286	742	622
Brokerage and securities transaction costs	4,841	3,535	2,047	1,962
Auditors' remuneration	284	229	181	138
Amortisation of preliminary expenses and floatation costs	504	504	252	252
Shariah advisory fee	283	-	145	-
Printing charges	135	111	89	65
Annual rating fee	-	86	-	32
Listing fee	28	25	14	13
Legal and professional charges	-	314	-	137
Bank charges	29	41	21	24
Total operating expenses	42,934	60,892	22,484	29,729
Net income / (loss) for the period from operating activities	755,757	(104,300)	521,700	8,427
Element of (loss) / income and capital gains / (losses) included in prices of units issued less those in units redeemed - net	(9,603)	32,728	(49,254)	56,003
Net income / (loss) for the period before taxation	746,154	(71,572)	472,446	64,430
Taxation	-	-	-	-
Net income / (loss) for the period after taxation	746,154	(71,572)	472,446	64,430

We will be sending you 200 copies of printed Accounts for distribution amongst the members of the Exchange in due course of time. The condensed interim financial information of ABL-ISF can be accessed through ABL AMCL's web site i.e. www.ablamc.com

Yours truly


Saqib Matin
Chief Financial Officer & Company Secretary

Registered Office: 11-B, Lalazar, M.T. Khan Road, Karachi-74500, Pakistan.
Phone: (021) 99207411-13 Fax: (021) 99207407 Web: www.ablamc.com

Discover the potential



ABL Asset Management

Ref. No. ABL AMC /KSE/BOD Meeting-50 /Notice - 02
February 01, 2017

The General Manager
Pakistan Stock Exchange Limited
Stock Exchange Building
Stock Exchange Road, Karachi

**Financial Results of ABL Stock Fund (ABL-SF)
For the Half Year and Quarter Ended December 31, 2016**

Dear Sirs,

We are pleased to inform you that the Board of Directors of ABL Asset Management Company Limited (ABL AMCL), the Management Company of ABL Stock Fund, in their meeting held on Wednesday, February 01, 2017 at 11.30 a.m. at 1st floor Allied Bank Head Office, 3-Tipu Block New Garden Town, Lahore, has approved the condensed interim financial information (un-audited) of ABL Stock Fund for the half year and quarter ended December 31, 2016 and recommended the following.

- i) **Cash dividend** Rs. Nil
ii) **Bonus issue** Nil
iii) **Right issue** Nil
iv) **The financial results of the ABL-SF are as follows:**

	For the half year ended December 31, 2016	For the half year ended December 31, 2015	For the quarter ended December 31, 2016	For the quarter ended December 31, 2015
	Rupees in '000			
INCOME				
Dividend income	111,388	73,822	74,724	34,614
Capital gain on sale of investments - net	294,037	2,013	163,563	14,881
Income from government securities - net	1,524	-	1,015	-
Profit on deposits with banks	10,613	6,679	5,709	3,260
	417,562	82,514	245,011	52,755
Unrealised appreciation / (diminution) on remeasurement of investments classified as financial assets at fair value through profit or loss - net	983,047	(77,092)	731,923	35,573
Total Income	1,400,609	5,422	976,934	88,328
EXPENSES				
Remuneration of ABL Asset Management Company Limited - Management Company	46,454	25,229	26,398	13,259
Sindh sales tax on remuneration of the Management Company	6,039	4,097	3,432	2,153
Federal Excise Duty on remuneration of the Management Company	-	4,037	-	2,122
Accounting and operational charges	2,348	-	1,346	-
Remuneration of Central Depository Company of Pakistan Limited- Trustee	2,827	1,764	1,572	914
Sindh sales tax on remuneration of Trustee	367	260	204	133
Annual fee - Securities and Exchange Commission of Pakistan	2,234	1,198	1,281	629
Brokerage and securities transaction costs	9,293	2,439	4,357	1,171
Auditors' remuneration	313	241	192	135
Printing charges	120	91	82	53
Annual rating fee	-	83	-	30
Legal and professional charges	-	314	-	137
Listing fee	28	25	14	12
Settlement and bank charges	988	329	546	142
Total operating expenses	71,011	40,107	39,424	20,890
Net income / (loss) from operating activities	1,329,598	(34,685)	937,510	67,438
Element of income / (loss) and capital gains / (losses) included in prices of units issued less those in units redeemed - net	208,962	15,453	(75,466)	(32,775)
Net income / (loss) for the period before taxation	1,538,560	(19,232)	862,044	34,663
Taxation	-	-	-	-
Net income / (loss) for the period after taxation	1,538,560	(19,232)	862,044	34,663
Other comprehensive income for the period	-	-	-	-
Total comprehensive income / (loss) for the period	1,538,560	(19,232)	862,044	34,663

We will be sending you 200 copies of printed Accounts for distribution amongst the members of the Exchange in due course of time. This condensed interim financial information of ABL Stock Fund can be accessed through ABL AMCL's web site i.e. www.ablamc.com.

Yours truly


Saqib Matin
Chief Financial Officer & Company Secretary

Registered Office: 11-B, Lalazar, M.T. Khan Road, Karachi-74500, Pakistan.
Phone: (021) 99207411-13 Fax: (021) 99207407 Web: www.ablamc.com

Discover the potential