

# UBL Fund Managers

Savings | Mutual Funds | Advisory

CS/PSX/2018/040  
April 26, 2018

The General Manager  
Pakistan Stock Exchange Limited  
Stock Exchange Building  
Stock Exchange Road  
Karachi.

Dear Sir,

## UBL ASSET ALLOCATION FUND (UAAF) FINANCIAL RESULTS FOR THE PERIOD ENDED MARCH 31, 2018


We are pleased to inform you that the Board of Directors of UBL Fund Managers Limited, the Management Company of UAAF in their meeting held on Thursday, April 26, 2018 at 10:00 am at UBL Fund Managers Limited, Operations Office, 2<sup>nd</sup> Floor, STSM Building, Civil Lines, Karachi, has approved the following financial results of the Fund for the period ended March 31, 2018:

### UBL Asset Allocation Fund Condensed Interim Income Statement (Unaudited) For the nine months period and quarter ended 31 March 2018

Note	Nine months period ended 31 March		Quarter ended 31 March	
	2018	2017	2018	2017
	(Rupees in '000)			
<b>Income</b>				
Financial income	67,844	72,059	18,975	23,043
Net capital (loss) / gain on sale of investments	(114,225)	104,351	(3,529)	49,407
Dividend income	40,032	27,079	11,887	5,685
Net unrealised gain / (loss) on revaluation of investments classified as 'at fair value through profit or loss'	6.6	1,618	100,283	51,889
Other income	205	25	8	(4,743)
<b>Total (loss) / income</b>	<b>(4,526)</b>	<b>303,797</b>	<b>79,230</b>	<b>73,392</b>
<b>Expenses</b>				
Remuneration to the Management Company	17,449	17,083	5,116	6,315
Sindh Sales Tax on the Management Company's remuneration	2,268	2,221	665	798
Allocation of expenses relating to the Fund	1,745	1,708	512	613
Allocation of Selling and Marketing Expenses	6,980	325	2,046	325
Remuneration of the Central Depository Company of Pakistan Limited - Trustee	2,820	2,779	857	972
Annual fee to Securities and Exchange Commission of Pakistan	1,658	1,623	486	583
Auditors' remuneration	438	418	84	81
Brokerage expenses	1,608	3,811	580	1,352
Amortisation of preliminary expenses and floatation costs	150	148	49	49
Bank charges and other expenses	1,023	1,360	192	240
<b>Total expenses</b>	<b>36,139</b>	<b>31,476</b>	<b>10,587</b>	<b>11,328</b>
Net element of (loss) / income and capital (losses) / gain included in prices of units issued less those in units redeemed	-	54,809	-	58,491
Reversal of provision for Worker's Welfare Fund	-	5,947	-	5,947
Provision for Sindh Worker's Welfare Fund	-	(10,444)	-	(10,444)
<b>Net (loss) / income for the period before taxation</b>	<b>(40,665)</b>	<b>322,633</b>	<b>68,643</b>	<b>116,058</b>
Taxation	10	-	-	-
<b>Net (loss) / income for the period after taxation</b>	<b>(40,665)</b>	<b>322,633</b>	<b>68,643</b>	<b>116,058</b>
<b>Allocation of net (loss) / income for the period after taxation</b>				
<b>Net (loss) / income for the period</b>	<b>(40,665)</b>	<b>322,633</b>	<b>68,643</b>	<b>116,058</b>
- Income already paid on units redeemed	-	-	-	-
	<b>(40,665)</b>	<b>322,633</b>	<b>68,643</b>	<b>116,058</b>
Accounting income available for distribution				
- Relating to capital gains	-	-	-	-
- Excluding capital gains	-	-	-	-
	-	-	-	-

The annexed notes 1 to 16 form an integral part of this condensed interim financial information.

We will be sending you 200 copies of printed financial statements for distribution amongst the members of the Exchange.

  
Aiy Osman  
Company Secretary

#### UBL Fund Managers Limited:

4<sup>th</sup> Floor, STSM Building, Beaumont Road, Civil Lines, Karachi, Pakistan  
Tel: (+92 21) 111-825-262 | Fax: (+92 21) 35622798  
Email info@UBLFunds.com | Website www.UBLFunds.com

CS/PSX/2018/041  
April 26, 2018

The General Manager  
Pakistan Stock Exchange Limited  
Stock Exchange Building  
Stock Exchange Road  
Karachi.

Dear Sir,

## UBL CAPITAL PROTECTED FUND – III (UCPF-III) FINANCIAL RESULTS FOR THE PERIOD ENDED MARCH 31, 2018


We are pleased to inform you that the Board of Directors of UBL Fund Managers Limited, the Management Company of UCPF - III in their meeting held on Thursday, April 26, 2018 at 10:00 am at UBL Fund Managers Limited, Operations Office, 2<sup>nd</sup> Floor, STSM Building, Civil Lines, Karachi, has approved the following financial results of the Fund for the period ended March 31, 2018:

### UBL CAPITAL PROTECTED FUND - III CONDENSED INTERIM INCOME STATEMENT (UN - AUDITED) FOR THE NINE MONTH PERIOD AND QUARTER ENDED MARCH 31, 2018

	For the Nine Month Period ended March 31, 2018	Quarter ended March 31, 2018	For the period from January 26 to March 31, 2017
Note: (Rupees in '000)			
<b>INCOME</b>			
Profit on saving accounts with banks	17,563	5,652	4,734
Dividend income	1,122	217	220
Net realised (loss) / gain on sale of investments	(6,073)	(59)	-
Unrealised (loss) / gain on re-measurement of investments classified as financial assets at fair value through profit or loss - net	(4,811)	2,852	(1,909)
Other income	312	258	1
<b>TOTAL (LOSS) / INCOME</b>	<b>8,113</b>	<b>8,920</b>	<b>2,986</b>
<b>EXPENSES</b>			
Remuneration of UBL Fund Managers Limited - Management Company	2,370	778	563
Sindh sales tax on remuneration of the Management Company	308	101	73
Remuneration of the Central Depository Company of Pakistan Limited - Trustee	464	152	110
Annual fee - Securities and Exchange Commission of Pakistan	237	78	56
Auditors' remuneration	247	42	67
Brokerage and settlement charges	318	128	96
Allocated expenses	316	104	75
Listing and supervisory fees	21	7	18
Bank and other charges	168	32	217
Legal and professional charges	83	42	-
Amortization of preliminary expenses and floatation costs	559	183	-
	5,091	1,647	1,275
<b>Net income from operating activities</b>	<b>3,022</b>	<b>7,273</b>	<b>1,711</b>
Element of income / loss and capital gains / losses included in prices of units issued less those in units redeemed - net	-	-	0.04
Provision for Sindh Workers' Welfare Fund	8.1	(60)	(34)
<b>Net income for the period before taxation</b>	<b>2,962</b>	<b>7,213</b>	<b>1,677</b>
Taxation	10	-	-
<b>Net income for the period after taxation</b>	<b>2,962</b>	<b>7,213</b>	<b>1,677</b>
Allocation of net (loss) / income for the period Income already paid on units redeemed	-	-	-
<b>Net income for the period available for distribution</b>	<b>2,962</b>	<b>7,213</b>	<b>1,677</b>
<b>Accounting income available for distribution</b>			
Relating to capital gains	-	-	-
Excluding capital gains	2,962	7,213	1,677
	<b>2,962</b>	<b>7,213</b>	<b>1,677</b>
<b>Earnings per unit</b>			

The annexed notes 1 to 16 form an integral part of these financial statements.

We will be sending you 200 copies of printed financial statements for distribution amongst the members of the Exchange.

  
Aly Osman  
Company Secretary

#### UBL Fund Managers Limited:

4<sup>th</sup> Floor, STSM Building, Beaumont Road, Civil Lines, Karachi, Pakistan  
Tel: (+92 21) 111-825-262 | Fax: (+92 21) 35622798  
Email info@UBLFunds.com | Website www.UBLFunds.com

CS/PSX/2018/042  
April 26, 2018

The General Manager  
Pakistan Stock Exchange Limited  
Stock Exchange Building  
Stock Exchange Road  
Karachi.

Dear Sir,

## UBL FINANCIAL PLANNING FUND (UFPF) FINANCIAL RESULTS FOR THE PERIOD ENDED MARCH 31, 2018

We are pleased to inform you that the Board of Directors of UBL Fund Managers Limited, the Management Company of UFPF in their meeting held on Thursday, April 26, 2018 at 10:00 am at UBL Fund Managers Limited, Operations Office, 2<sup>nd</sup> Floor, STSM Building, Civil Lines, Karachi, has approved the following financial results of the Fund for the period ended March 31, 2018:

UBL FINANCIAL PLANNING FUND  
CONDENSED INTERIM INCOME STATEMENT (UNAUDITED)  
FOR THE NINE MONTHS AND QUARTER ENDED MARCH 31, 2018


Note	For the period from	For the period from	Total	For quarter ended
	September 28, 2017 to	February 21, 2018 to		March 31, 2018
	March 31, 2018	March 31, 2018		March 31, 2018
	UCONAP	UAPPP-I		UCONAP
	(Rupees in '000)			Rupees in '000
<b>INCOME</b>				
	23	80	103	12
Profit on profit and loss saving accounts				
Unrealised gain on re-measurement of investments				
classified as 'at fair value through profit or loss - held for trading'	5	2,954	1,882	(1,644)
Gain on sale of investments - net		20,815	19	14,852
Other income			22	
<b>Total income</b>	<b>23,792</b>	<b>2,003</b>	<b>25,795</b>	<b>13,220</b>
<b>EXPENSES</b>				
Remuneration of the Central Depository Company of Pakistan Limited - Trustee	8.1	426	17	228
Sales tax on Trustee fee	8.2	64	3	38
Annual fee to Securities and Exchange Commission of Pakistan (SECP)	9	330	15	180
Auditors' remuneration		184	15	56
Amortization of preliminary expenses and floatation costs		101	7	49
Other expenses		66	-	42
Allocated expenses		-	19	-
<b>Total operating expenses</b>	<b>1,171</b>	<b>76</b>	<b>1,247</b>	<b>593</b>
Net income for the period from operating activities	22,621	1,927	24,548	12,627
Provision for Sindh Workers' Welfare Fund (SWWF)	10.1	(444)	(38)	(248)
Net income for the period before taxation	22,177	1,889	24,066	12,379
Taxation	12	-	-	-
Net income for the period after taxation	22,177	1,889	24,066	12,379
<b>Allocation of net income for the period</b>				
Income already paid on units redeemed	(1,483)	-	(1,483)	(727)
	<b>20,694</b>	<b>1,889</b>	<b>22,583</b>	<b>11,652</b>
Accounting income / (loss) available for distribution:				
- Relating to capital gains	16,369	1,901	18,270	10,406
- Excluding capital gains	4,325	(13)	4,313	1,246
	<b>20,694</b>	<b>1,889</b>	<b>22,583</b>	<b>11,652</b>

Earnings per unit

14

The annexed notes from 1 to 18 form an integral part of this condensed interim financial information.

We will be sending you 200 copies of printed financial statements for distribution amongst the members of the Exchange.

  
Aly Osman  
Company Secretary

**UBL Fund Managers Limited:**

4<sup>th</sup> Floor, STSM Building, Beaumont Road, Civil Lines, Karachi, Pakistan  
Tel: (+92 21) 111-825-262 | Fax: (+92 21) 35622798  
Email info@UBLFunds.com | Website www.UBLFunds.com

CS/PSX/2018/043  
April 26, 2018

The General Manager  
Pakistan Stock Exchange Limited  
Stock Exchange Building  
Stock Exchange Road  
Karachi.

Dear Sir,

## UBL GOVERNMENT SECURITIES FUND (UGSF) FINANCIAL RESULTS FOR THE PERIOD ENDED MARCH 31, 2018


We are pleased to inform you that the Board of Directors of UBL Fund Managers Limited, the Management Company of UGSF in their meeting held on Thursday, April 26, 2018 at 10:00 am at UBL Fund Managers Limited, Operations Office, 2<sup>nd</sup> Floor, STSM Building, Civil Lines, Karachi, has approved the following financial results of the Fund for the period ended March 31, 2018:

### UBL GOVERNMENT SECURITIES FUND CONDENSED INTERIM INCOME STATEMENT (UNAUDITED) FOR THE NINE MONTHS AND QUARTER ENDED MARCH 31, 2018

Note	Nine month period ended		Quarter ended	
	March 31, 2018	March 31, 2017	March 31, 2018	March 31, 2017
	----- (Rupees in '000) -----		----- (Rupees in '000) -----	
<b>INCOME</b>				
Financial income	136,227	637,075	38,144	157,736
Capital loss on sale of investments - net	(5,201)	(79,009)	(236)	(37,312)
Unrealised (loss)/gain on revaluation of investments at fair value through profit or loss - net	(85)	(4,849)	8	23,157
Other income	99	129	14	-
<b>Total income</b>	<b>131,040</b>	<b>553,346</b>	<b>37,930</b>	<b>143,581</b>
<b>EXPENSES</b>				
Remuneration of UBL Fund Managers Limited - Management Company	22,118	95,961	6,139	22,223
Sales tax on Management Company's remuneration	2,875	12,475	798	2,889
Allocated expenses	2,208	9,445	613	2,201
Remuneration of Trustee	2,508	8,254	729	2,047
Annual fee of Securities and Exchange Commission of Pakistan	1,656	7,084	460	1,651
Bank charges	232	160	57	19
Auditors' remuneration	346	371	70	83
Brokerage and settlement expenses	363	2,298	101	833
Amortization of preliminary expenses and floatation cost	-	62	-	-
Legal and professional fees	83	1,164	42	50
Other expenses	259	253	86	82
<b>Total operating expenses</b>	<b>32,648</b>	<b>137,527</b>	<b>9,095</b>	<b>32,078</b>
<b>Operating income for the period</b>	<b>98,392</b>	<b>415,819</b>	<b>28,835</b>	<b>111,503</b>
Element of loss and capital losses included in prices of units issued less those in units redeemed - net	-	(236,848)	-	(155,247)
Provision for Sindh Workers' Welfare Fund	(1,931)	(15,321)	(565)	(15,321)
Reversal for Worker's Welfare Fund	-	19,506	-	19,506
<b>Net income for the period before taxation</b>	<b>96,461</b>	<b>183,156</b>	<b>28,270</b>	<b>(39,559)</b>
Taxation	-	-	-	-
<b>Net income for the period after taxation</b>	<b>96,461</b>	<b>183,156</b>	<b>28,270</b>	<b>(39,559)</b>
<b>Allocation of net income for the period</b>				
Income already paid on units redeemed	(24,752)	-	(14,668)	-
<b>Net income for the period available for distribution</b>	<b>71,709</b>		<b>13,602</b>	
<b>Net income for the period available for distribution:</b>				
Relating to capital gains	-	-	-	-
Excluding capital gains	71,709	-	13,602	-
<b>Earnings per unit</b>	<b>71,709</b>		<b>13,602</b>	

The annexed notes from 1 to 16 form an integral part of this condensed interim financial information.

We will be sending you 200 copies of printed financial statements for distribution amongst the members of the Exchange.

  
Aly Osman  
Company Secretary

#### UBL Fund Managers Limited:

4<sup>th</sup> Floor, STSM Building, Beaumont Road, Civil Lines, Karachi, Pakistan  
Tel: (+92 21) 111-825-262 | Fax: (+92 21) 35622798  
Email info@UBLFunds.com | Website www.UBLFunds.com

CS/PSX/2018/044  
April 26, 2018

The General Manager  
Pakistan Stock Exchange Limited  
Stock Exchange Building  
Stock Exchange Road  
Karachi.

Dear Sir,

## UBL GROWTH AND INCOME FUND (UGIF) FINANCIAL RESULTS FOR THE PERIOD ENDED MARCH 31, 2018

We are pleased to inform you that the Board of Directors of UBL Fund Managers Limited, the Management Company of UGIF in their meeting held on Thursday, April 26, 2018 at 10:00 am at UBL Fund Managers Limited, Operations Office, 2<sup>nd</sup> Floor, STSM Building, Civil Lines, Karachi, has approved the following financial results of the Fund for the period ended March 31, 2018:

### UBL GROWTH AND INCOME FUND CONDENSED INTERIM INCOME STATEMENT FOR THE NINE MONTHS PERIOD AND QUARTER ENDED MARCH 31, 2018 (UN-AUDITED)


Note	Nine months period ended		Quarter ended	
	March 31, 2018	March 31, 2017	March 31, 2018	March 31, 2017
	(Rupees in '000)			
Income				
Financial income	182,052	180,746	37,549	74,227
Income from equity securities (spread transactions)	-	-	-	-
Net gain / (loss) on investments classified as 'designated at fair value through profit or loss'				
- Net loss on sale and redemption of investments	(4,843)	(18,180)	(1,684)	(12,204)
- Net gain from spread transactions	8,258	15,249	2	14,756
- Net unrealised gain on revaluation of investments	846	10,033	880	13,695
- Unrealised gain on derivatives	-	1,785	-	1,761
	4,261	8,887	(802)	18,008
Net capital gain / (loss) on sale and redemption of investments classified as 'available-for-sale'	(13,874)	129	(13,874)	30
Other income	3,168	1,587	993	643
Reversal of provision - net	5,833	10,384	1,944	2,122
<b>Total income</b>	<b>181,440</b>	<b>201,733</b>	<b>25,810</b>	<b>95,030</b>
Expenses				
Remuneration of the Management Company	42,919	43,228	8,127	18,392
Sales tax on management fee	5,579	5,620	1,056	2,391
Expenses allocated by the Management Company	2,861	2,882	542	1,226
Remuneration of the Trustee	3,461	3,484	757	1,410
Annual fee to SECP	2,146	2,161	406	923
Auditors' remuneration	437	456	89	88
Legal and professional charges	137	379	96	50
Brokerage expense	1,749	4,051	389	3,675
Custody and settlement charges	1,932	1,007	30	893
Bank charges and other expenses	444	370	114	117
<b>Total expenses</b>	<b>61,665</b>	<b>63,638</b>	<b>11,606</b>	<b>29,165</b>
	119,775	138,095	14,204	65,865
Element of income and capital income included in prices of units issued less those in units redeemed - net	-	113,238	-	47,017
Reversal of provision for Workers' Welfare Fund	-	19,151	-	19,151
Provision for Sindh Workers' Welfare Fund (SWWF)	(2,350)	(9,624)	(276)	(9,624)
<b>Net income for the period before taxation</b>	<b>117,425</b>	<b>260,860</b>	<b>13,928</b>	<b>122,409</b>
Taxation	10	-	-	-
<b>Net income for the period after taxation</b>	<b>117,425</b>	<b>260,860</b>	<b>13,928</b>	<b>122,409</b>
Allocation of net income for the period				
Income already paid on units redeemed	(81,645)	-	(50,525)	-
<b>Accounting income available for distribution:</b>	<b>35,780</b>	<b>260,860</b>	<b>(36,597)</b>	<b>122,409</b>
- Relating to capital gains	-	-	-	2,582
- Excluding capital gains	35,780	260,860	(36,597)	119,827
	35,780	260,860	(36,597)	122,409

Earnings per unit

11

The annexed notes from 1 to 16 form an integral part of this condensed interim financial information.

We will be sending you 200 copies of printed financial statements for distribution amongst the members of the Exchange.

  
Aly Osman  
Company Secretary

**UBL Fund Managers Limited:**

4<sup>th</sup> Floor, STSM Building, Beaumont Road, Civil Lines, Karachi, Pakistan  
Tel: (+92 21) 111-825-262 | Fax: (+92 21) 35622798  
Email info@UBLFunds.com | Website www.UBLFunds.com

CS/PSX/2018/045  
April 26, 2018

The General Manager  
Pakistan Stock Exchange Limited  
Stock Exchange Building  
Stock Exchange Road  
Karachi.

Dear Sir,

## UBL INCOME OPPORTUNITY FUND (UIOF) FINANCIAL RESULTS FOR THE PERIOD ENDED MARCH 31, 2018

We are pleased to inform you that the Board of Directors of UBL Fund Managers Limited, the Management Company of UIOF in their meeting held on Thursday, April 26, 2018 at 10:00 am at UBL Fund Managers Limited, Operations Office, 2<sup>nd</sup> Floor, STSM Building, Civil Lines, Karachi, has approved the following financial results of the Fund for the period ended March 31, 2018:

### UBL INCOME OPPORTUNITY FUND CONDENSED INTERIM INCOME STATEMENT (UN-AUDITED) FOR THE NINE MONTHS AND QUARTER ENDED MARCH 31, 2018


	Note	Nine Months ended		Quarter ended	
		March 31, 2018	March 31, 2017	March 31, 2018	March 31, 2017
(Rupees in '000)					
<b>Income</b>					
Financial income		11,622	12,017	6,556	3,654
Loss on redemption / sale of investments - net		(23)	(471)	(8)	-
Unrealised (loss) on revaluation of investments classified as:					
"designated at fair value through profit or loss"		(285)	391	30	(24)
Other income		27	48	13	7
<b>Total income</b>		<b>11,341</b>	<b>11,985</b>	<b>6,591</b>	<b>3,637</b>
<b>Expenses</b>					
Remuneration to the Management Company	7.1	1,630	2,232	464	688
Sindh Sales tax on management fee	7.2	212	290	60	89
Remuneration to the Trustee		335	340	186	105
Annual fee to SECP		131	133	73	41
Auditors' remuneration		257	260	56	56
Brokerage expenses		7	50	2	(1)
Amortisation of preliminary expenses		190	193	61	64
Listing fee		21	33	7	11
Custody and settlement charges		554	269	224	124
Bank charges and other expenses		245	220	85	91
<b>Total expenses</b>		<b>3,582</b>	<b>4,020</b>	<b>1,218</b>	<b>1,268</b>
<b>Net income from operating activities</b>		<b>7,759</b>	<b>7,965</b>	<b>5,373</b>	<b>2,369</b>
Element of income / (loss) and capital gains / (losses) included in prices of units issued less those in units redeemed - net	3.2	-	(1,328)	-	(1,434)
Reversal of Provision for Workers' Welfare Fund		-	635	-	635
Provision for Sindh Workers' Welfare Fund (SWWF)		(153)	(364)	(106)	(364)
<b>Net income for the period before taxation</b>		<b>7,606</b>	<b>6,908</b>	<b>5,267</b>	<b>1,206</b>
Taxation	10	-	-	-	-
<b>Net income for the period after taxation</b>		<b>7,606</b>	<b>6,908</b>	<b>5,267</b>	<b>1,206</b>
<i>Allocation of net income for the period</i>					
Income already paid on units redeemed		(1,032)	-	(873)	-
Accounting income available for distribution		<b>6,574</b>	<b>6,908</b>	<b>4,394</b>	<b>1,206</b>
-Relating to capital gains		-	-	-	-
-Excluding capital gains		<b>6,574</b>	<b>6,908</b>	<b>4,394</b>	-
		<b>6,574</b>	<b>6,908</b>	<b>4,394</b>	<b>1,206</b>

Earning per unit

12

The annexed notes 1 to 16 form an integral part of this condensed interim financial information.

We will be sending you 200 copies of printed financial statements for distribution amongst the members of the Exchange.

  
Aly Osman  
Company Secretary

**UBL Fund Managers Limited:**

4<sup>th</sup> Floor, STSM Building, Beaumont Road, Civil Lines, Karachi, Pakistan  
Tel: (+92 21) 111-825-262 | Fax: (+92 21) 35622798  
Email info@UBLFunds.com | Website www.UBLFunds.com

CS/PSX/2018/046  
April 26, 2018

The General Manager  
Pakistan Stock Exchange Limited  
Stock Exchange Building  
Stock Exchange Road  
Karachi.

Dear Sir,

## UBL LIQUIDITY PLUS FUND (ULPF) FINANCIAL RESULTS FOR THE PERIOD ENDED MARCH 31, 2018


We are pleased to inform you that the Board of Directors of UBL Fund Managers Limited, the Management Company of ULPF in their meeting held on Thursday, April 26, 2018 at 10:00 am at UBL Fund Managers Limited, Operations Office, 2<sup>nd</sup> Floor, STSM Building, Civil Lines, Karachi, has approved the following financial results of the Fund for the period ended March 31, 2018:

### UBL LIQUIDITY PLUS FUND CONDENSED INTERIM INCOME STATEMENT (UNAUDITED) FOR THE NINE MONTHS AND QUARTER ENDED MARCH 31, 2018

	Nine months period ended		Quarter Ended	
	March 31, 2018	March 31, 2017	March 31, 2018	March 31, 2017
	----- (Rupees in '000) -----		----- (Rupees in '000) -----	
<b>INCOME</b>				
Financial income	347,259	160,671	161,743	45,091
Capital loss on sale of investments - net	(147)	(987)	(126)	(124)
Unrealised loss on revaluation of investments at fair value through profit or loss - net	-	-	-	(1)
Other income	-	47	-	1
<b>Total income</b>	<b>347,112</b>	<b>159,731</b>	<b>161,617</b>	<b>44,967</b>
<b>EXPENSES</b>				
Remuneration of UBL Fund Managers Limited - Management Company	29,329	20,654	12,122	4,496
Sales tax on Management Company's remuneration	3,813	2,685	1,576	585
Allocated expenses	4,558	2,516	2,472	715
Remuneration of Trustee	5,195	2,769	2,315	816
Annual fee of Securities and Exchange Commission of Pakistan	4,052	1,887	1,881	536
Bank charges	626	-	271	-
Auditors' remuneration	590	575	117	135
Brokerage and settlement expenses	398	198	158	46
Fees and subscription	220	250	72	79
Other expense	108	482	51	86
<b>Total operating expenses</b>	<b>48,889</b>	<b>32,016</b>	<b>21,035</b>	<b>7,494</b>
Operating income for the period	298,223	127,715	140,582	37,473
Element of loss and capital losses included in prices of units issued less those in units redeemed - net	-	(17,324)	-	11,372
Reversal of Provision for Workers' Welfare Fund	-	28,386	-	28,386
Provision for Sindh Workers' Welfare Fund	7.1 (5,853)	(4,716)	(2,759)	(4,716)
Net income for the period before taxation	292,370	134,061	137,823	72,515
Taxation	9 -	-	-	-
<b>Net income for the period after taxation</b>	<b>292,370</b>	<b>134,061</b>	<b>137,823</b>	<b>72,515</b>
<b>Allocation of net income for the period</b>				
Net income for the period	292,370	-	137,823	-
Income already paid on units redeemed	(119,049)	-	(51,185)	-
<b>Net income for the period available for distribution</b>	<b>173,321</b>	<b>-</b>	<b>86,638</b>	<b>-</b>
Accounting income for the period available for distribution:				
- Relating to capital gains	-	-	-	-
- Excluding capital gains	173,321	-	86,638	-
<b>Earnings per unit</b>	<b>173,321</b>	<b>-</b>	<b>86,638</b>	<b>-</b>

The annexed notes from 1 to 15 form an integral part of this condensed interim financial information.

We will be sending you 200 copies of printed financial statements for distribution amongst the members of the Exchange.

  
Aly Osman  
Company Secretary

#### UBL Fund Managers Limited:

4<sup>th</sup> Floor, STSM Building, Beaumont Road, Civil Lines, Karachi, Pakistan  
Tel: (+92 21) 111-825-262 | Fax: (+92 21) 35622798  
Email info@UBLFunds.com | Website www.UBLFunds.com

CS/PSX/2018/048  
April 26, 2018

The General Manager  
Pakistan Stock Exchange Limited  
Stock Exchange Building  
Stock Exchange Road  
Karachi.

Dear Sir,

## UBL STOCK ADVANTAGE FUND (USF) FINANCIAL RESULTS FOR THE PERIOD ENDED MARCH 31, 2018

We are pleased to inform you that the Board of Directors of UBL Fund Managers Limited, the Management Company of USF in their meeting held on Thursday, April 26, 2018 at 10:00 am at UBL Fund Managers Limited, Operations Office, 2<sup>nd</sup> Floor, STSM Building, Civil Lines, Karachi, has approved the following financial results of the Fund for the period ended March 31, 2018:


### UBL STOCK ADVANTAGE FUND CONDENSED INTERIM INCOME STATEMENT (UN-AUDITED) FOR THE NINE MONTHS PERIOD AND QUARTER ENDED MARCH 31, 2018

	Nine months period ended		Quarter ended	
	March 31, 2018	March 31, 2017	March 31, 2018	March 31, 2017
Note	----- (Rupees in '000) -----		----- (Rupees in '000) -----	
<b>INCOME</b>				
Profit on bank deposits	38,946	17,787	12,013	7,411
(Loss) / gain on sale of securities - net	(388,964)	697,934	(119,406)	391,100
Dividend income	229,003	166,133	60,220	59,924
Unrealised (loss) / gain on re-measurement of investments classified as financial assets at fair value through profit or loss - net	5.1 (246,358)	852,247	621,298	(31,904)
	(367,373)	1,734,101	574,125	426,531
<b>EXPENSES</b>				
Remuneration of UBL Fund Managers Limited - Management Company	101,972	89,420	33,376	37,802
Sindh sales tax on remuneration of Management Company	13,266	11,625	4,339	4,915
Allocated expenses	5,099	4,471	1,669	1,890
Selling and marketing expenses	20,396	929	6,676	-
Remuneration of Central Depository Company of Pakistan Limited - Trustee	6,610	5,901	2,165	2,415
Annual fee - Securities and Exchange Commission of Pakistan	4,844	4,247	1,586	1,795
Listing and rating fee	21	40	7	14
Auditors' remuneration	378	386	80	89
Brokerage and settlement charges	7,923	42,580	2,266	10,822
Legal and professional charges	240	484	43	50
Printing expense	21	22	4	-
Bank and other charges	159	112	39	38
<b>Total expenses</b>	<b>160,918</b>	<b>160,217</b>	<b>52,250</b>	<b>59,830</b>
<b>Net operating (loss) / income for the period</b>	<b>(528,291)</b>	<b>1,573,884</b>	<b>521,875</b>	<b>366,701</b>
Element of income / (loss) and capital gains / (losses) included in prices of units issued less those in units redeemed - net	3.6 -	215,736	-	(18,054)
Reversal of provision for Workers' Welfare Fund	7.1 -	35,341	-	35,341
Provision for Sindh Workers' Welfare Fund	7.1 -	(48,738)	-	(48,738)
<b>Net (loss) / income for the period before taxation</b>	<b>(528,291)</b>	<b>1,776,223</b>	<b>521,875</b>	<b>335,250</b>
Taxation	9 -	-	-	-
<b>Net (loss) / income for the period after taxation</b>	<b>(528,291)</b>	<b>1,776,223</b>	<b>521,875</b>	<b>335,250</b>
<b>Allocation of net income for the period</b>				
- Income already paid on units redeemed	-	-	-	-
Accounting income for the period available for distribution:				
- Relating to capital gains	-	-	-	-
- Excluding capital gains	-	-	-	-
<b>Earnings per unit</b>				

10

The annexed notes from 1 to 16 form an integral part of this condensed interim financial information.

We will be sending you 200 copies of printed financial statements for distribution amongst the members of the Exchange.

  
Aly Osman  
Company Secretary

#### UBL Fund Managers Limited:

4<sup>th</sup> Floor, STSM Building, Beaumont Road, Civil Lines, Karachi, Pakistan  
Tel: (+92 21) 111-825-262 | Fax: (+92 21) 35622798  
Email info@UBLFunds.com | Website www.UBLFunds.com

CS/PSX/2018/047  
April 26, 2018

The General Manager  
Pakistan Stock Exchange Limited  
Stock Exchange Building  
Stock Exchange Road  
Karachi.

Dear Sir,

## UBL MONEY MARKET FUND (UMMF) FINANCIAL RESULTS FOR THE PERIOD ENDED MARCH 31, 2018

We are pleased to inform you that the Board of Directors of UBL Fund Managers Limited, the Management Company of UMMF in their meeting held on Thursday, April 26, 2018 at 10:00 am at UBL Fund Managers Limited, Operations Office, 2<sup>nd</sup> Floor, STSM Building, Civil Lines, Karachi, has approved the following financial results of the Fund for the period ended March 31, 2018:

### UBL Money Market Fund


Condensed Interim Income Statement (Unaudited)

For the nine months and quarter ended 31 March 2018

	Note		Quarter ended	
	Nine months period ended		31 March	
	2018	2017	2018	2017
	(Rupees in '000)			
<b>Income</b>				
Financial income	51,892	31,295	24,725	8,076
Net capital income/(loss) on redemption and sale of investments	4	(801)	5	(40)
Other income	31	15	-	-
<b>Total income</b>	<b>51,927</b>	<b>30,509</b>	<b>24,730</b>	<b>8,036</b>
<b>Expenses</b>				
Remuneration of the Management Company	6,173	4,886	1,986	1,287
Sindh Sales tax on the Management Company's remuneration	802	635	258	167
Allocated Expenses	799	489	380	129
Remuneration of Central Depository Company of Pakistan Limited - Trustee	1,222	821	519	219
Annual fee of Securities and Exchange Commission of Pakistan	599	366	285	96
Bank charges	246	101	53	19
Fees and subscription	21	202	7	66
Auditors' remuneration	495	475	98	95
Legal and professional charges	83	105	42	50
Brokerage and settlement charges	27	37	7	7
Other expenses	184	22	54	1
<b>Total operating expenses</b>	<b>10,651</b>	<b>8,139</b>	<b>3,689</b>	<b>2,136</b>
<b>Net operating income for the period</b>	<b>41,276</b>	<b>22,370</b>	<b>21,041</b>	<b>5,900</b>
<b>Net element of loss and capital losses included in prices of units issued less those in units redeemed</b>	-	1,816	-	6,070
Reversal of Workers' Welfare Fund		4,782		4,782
Provision for Sindh Workers' Welfare Fund	8.1	(810)	(413)	(1,270)
<b>Net income for the period before taxation</b>	<b>40,466</b>	<b>27,698</b>	<b>20,628</b>	<b>15,482</b>
Taxation	10	-	-	-
<b>Net income for the period after taxation</b>	<b>40,466</b>	<b>27,698</b>	<b>20,628</b>	<b>15,482</b>
<b>Allocation of net income for the period after taxation</b>				
Net income for the period	40,466	-	20,628	-
Income already paid on units redeemed	(17,577)	-	(9,474)	-
	<b>22,889</b>	-	<b>11,154</b>	-
<b>Accounting income available for distribution</b>				
- Relating to capital gains	-	-	-	-
- Excluding capital gains	22,889	-	11,154	-
	<b>22,889</b>	-	<b>11,154</b>	-

The annexed notes from 1 to 15 form an integral part of these condensed interim financial information.

We will be sending you 200 copies of printed financial statements for distribution amongst the members of the Exchange.

  
Aiy Osman  
Company Secretary

### UBL Fund Managers Limited:

4<sup>th</sup> Floor, STSM Building, Beaumont Road, Civil Lines, Karachi, Pakistan  
Tel: (+92 21) 111-825-262 | Fax: (+92 21) 35622798  
Email info@UBLFunds.com | Website www.UBLFunds.com

CS/PSX/2018/032  
April 26, 2018

The General Manager  
Pakistan Stock Exchange Limited  
Stock Exchange Building  
Stock Exchange Road  
Karachi.

Dear Sir,

## AL AMEEN ISLAMIC AGGRESSIVE INCOME FUND (AIAIF) FINANCIAL RESULTS FOR THE PERIOD ENDED MARCH 31, 2018


We are pleased to inform you that the Board of Directors of UBL Fund Managers Limited, the Management Company of AIAIF in their meeting held on Thursday, April 26, 2018 at 10:00 am at UBL Fund Managers Limited, Operations Office, 2<sup>nd</sup> Floor, STSM Building, Civil Lines, Karachi, has approved the following financial results of the Fund for the period ended March 31, 2018:

### Al-Ameen Islamic Aggressive Income Fund Condensed Interim Income Statement (Unaudited) For the Nine Months and quarter ended 31 March 2018

	Nine Months ended 31 March		Quarter ended 31 March	
	2018	2017	2018	2017
<b>Note</b>				
<b>(Rupees in '000)</b>				
<b>Income</b>				
Financial income	50,140	60,801	16,206	19,957
Net capital loss on redemption and sale of investments	(2,996)	(1,114)	(591)	(1,018)
Net unrealised (loss) / gain on revaluation of investments classified as 'at fair value through profit or loss'	(3,476)	2,759	(964)	(817)
Other income	229	-	18	-
<b>Total income</b>	<b>43,897</b>	<b>62,446</b>	<b>14,669</b>	<b>18,122</b>
<b>Expenses</b>				
Remuneration of the Management Company	11,826	13,866	3,739	4,676
Sindh Sales tax on the Management Company's remuneration	1,537	1,803	486	608
Allocation of expenses relating to the Fund	788	924	249	311
Remuneration of Central Depository Company of Pakistan Limited - Trustee	1,477	1,599	476	536
Annual fee of Securities and Exchange Commission of Pakistan	591	693	187	233
Bank charges	98	44	26	16
Auditors' remuneration	399	401	73	80
Listing fees	21	41	2	12
Brokerage expenses	86	-	-	-
Legal and professional charges	92	157	61	50
Shariah advisory fee	254	261	85	88
Other expenses	216	182	130	42
<b>Total expenses</b>	<b>17,385</b>	<b>19,971</b>	<b>5,504</b>	<b>6,652</b>
Element of income / (loss) and capital gains / (losses) included in prices of units issued less those in units redeemed	-	(493)	-	(1,099)
Reversal of Provision for Workers' Welfare Fund	-	3,713	-	3,713
Provision for Sindh Workers' Welfare Fund	(521)	(1,664)	(180)	(1,664)
<b>Net income for the period before taxation</b>	<b>25,991</b>	<b>44,031</b>	<b>8,985</b>	<b>12,420</b>
Taxation	-	-	-	-
<b>Net income for the period after taxation</b>	<b>25,991</b>	<b>44,031</b>	<b>8,985</b>	<b>12,420</b>
<b>Allocation of net income for the period after taxation</b>				
Net income for the period	25,991		8,985	
Income already paid on units redeemed	(5,416)		(1,957)	
Accounting income available for distribution	20,575		7,028	
- Relating to capital gains	-		-	
- Excluding capital gains	20,575		7,028	
	<b>20,575</b>		<b>7,028</b>	

The annexed notes from 1 to 16 form an integral part of this condensed interim financial information.

We will be sending you 200 copies of printed financial statements for distribution amongst the members of the Exchange.

  
Aly Osman  
Company Secretary

### UBL Fund Managers Limited:

4<sup>th</sup> Floor, STSM Building, Beaumont Road, Civil Lines, Karachi, Pakistan  
Tel: (+92 21) 111-825-262 | Fax: (+92 21) 35622798  
Email info@UBLFunds.com | Website www.UBLFunds.com

CS/PSX/2018/033  
April 26, 2018

The General Manager  
Pakistan Stock Exchange Limited  
Stock Exchange Building  
Stock Exchange Road  
Karachi.

Dear Sir,

## AL AMEEN ISLAMIC ASSET ALLOCATION FUND (AIAAF) FINANCIAL RESULTS FOR THE PERIOD ENDED MARCH 31, 2018


We are pleased to inform you that the Board of Directors of UBL Fund Managers Limited, the Management Company of AIAAF in their meeting held on Thursday, April 26, 2018 at 10:00 am at UBL Fund Managers Limited, Operations Office, 2<sup>nd</sup> Floor, STSM Building, Civil Lines, Karachi, has approved the following financial results of the Fund for the period ended March 31, 2018:

### AL-AMEEN ISLAMIC ASSET ALLOCATION FUND CONDENSED INTERIM INCOME STATEMENT (UNAUDITED) FOR THE NINE MONTHS PERIOD AND QUARTER ENDED MARCH 31, 2018

	Nine months period ended		Quarter ended	
	March 31, 2018	March 31, 2017	March 31, 2018	March 31, 2017
	(Rupees in '000)			
<b>Income</b>				
Profit on PLS savings accounts and TDM	217,629	88,164	67,815	43,168
Profit on investments classified as:				
- 'designated at fair value through profit or loss'	6,374	17,277	1,913	3,118
Unrealised (loss) / gain on revaluation of investments classified as:				
- 'designated at fair value through profit or loss'	(303)	-	358	-
- 'held-for-trading'	(76,833)	246,459	331,280	31,887
Dividend income on equity securities classified as:				
- 'held-for-trading'	130,637	35,048	29,246	7,906
(Loss) / gain on sale of investments classified as:				
- 'held for trading'	(187,497)	131,425	(100,293)	59,817
- 'designated at fair value through profit or loss'	(927)	-	319	-
Other income	132	-	-	-
<b>Total (loss) / income</b>	<b>89,212</b>	<b>518,371</b>	<b>330,638</b>	<b>145,864</b>
<b>Expenses</b>				
Remuneration of the Management Company	60,547	26,062	19,242	11,659
Sales tax on management fee	7,871	3,388	2,501	1,516
Expenses allocated by the Management Company	6,055	2,606	1,924	1,166
Remuneration of the Trustee	6,805	3,357	2,170	1,412
Sales tax on Trustee fee	885	436	282	184
Annual fee to SECP	5,752	2,476	1,828	1,108
Amortisation of preliminary expenses and flotation costs	150	149	50	49
Brokerage expenses	1,847	4,950	931	1,874
Auditors' remuneration	333	330	68	74
Custody and settlement charges	794	1,321	306	550
Shariah advisory fee	245	261	87	88
Charity expenses	1,313	501	284	132
Legal and professional charges	85	303	44	50
Selling and marketing expenses	24,219	678	7,697	678
Other expenses	324	187	109	46
<b>Total expenses</b>	<b>117,225</b>	<b>46,985</b>	<b>37,523</b>	<b>20,586</b>
<b>Net (loss) / income for the period</b>	<b>(28,013)</b>	<b>471,386</b>	<b>293,115</b>	<b>125,308</b>
Element of income and capital gain included in prices of units sold less those in units redeemed - net	-	270,465	-	224,468
Provision for Sindh Workers' Welfare Fund	-	(19,227)	-	(19,227)
Reversal of Provision for Workers' Welfare Fund	-	3,646	-	3,646
<b>Net (loss) / income for the period before taxation</b>	<b>(28,013)</b>	<b>726,270</b>	<b>293,115</b>	<b>334,195</b>
Taxation	-	-	-	-
<b>Net (loss) / income for the period after taxation</b>	<b>(28,013)</b>	<b>726,270</b>	<b>293,115</b>	<b>334,195</b>
<b>Allocation of net income for the period</b>				
Net (loss) / income for the period after taxation	-	-	-	-
Income already paid on units redeemed	-	-	-	-
<b>Accounting income available for distribution</b>	<b>-</b>	<b>-</b>	<b>-</b>	<b>-</b>
-Relating to capital losses	-	-	-	-
-Excluding capital losses	-	-	-	-
<b>Earnings per unit</b>				

The annexed notes from 1 to 17 form an integral part of these condensed interim financial information.

We will be sending you 200 copies of printed financial statements for distribution amongst the members of the Exchange.

  
Aly Osman  
Company Secretary

UBL Fund Managers Limited:  
4<sup>th</sup> Floor, STSM Building, Beaumont Road, Civil Lines, Karachi, Pakistan  
Tel: (+92 21) 111-825-262 | Fax: (+92 21) 35622798  
Email info@UBLFunds.com | Website www.UBLFunds.com

CS/PSX/2018/034  
April 26, 2018

The General Manager  
Pakistan Stock Exchange Limited  
Stock Exchange Building  
Stock Exchange Road  
Karachi.

Dear Sir,

## AL AMEEN ISLAMIC CASH FUND (AIAAF) FINANCIAL RESULTS FOR THE PERIOD ENDED MARCH 31, 2018

We are pleased to inform you that the Board of Directors of UBL Fund Managers Limited, the Management Company of AICF in their meeting held on Thursday, April 26, 2018 at 10:00 am at UBL Fund Managers Limited, Operations Office, 2<sup>nd</sup> Floor, STSM Building, Civil Lines, Karachi, has approved the following financial results of the Fund for the period ended March 31, 2018:

### AL-AMEEN ISLAMIC CASH FUND CONDENSED INTERIM INCOME STATEMENT (UNAUDITED) FOR THE NINE MONTHS AND QUARTER ENDED MARCH 31, 2018


	Nine months period ended		Quarter Ended	
	March 31, 2018	March 31, 2017	March 31, 2018	March 31, 2017
Note	(Rupees in '000)		(Rupees in '000)	
<b>INCOME</b>				
Profit on bank balance	189,479	94,126	49,234	28,037
Profit on term deposit musharika	17,588	19,440	2,830	6,447
Other income	9	-	-	-
<b>Total income</b>	<b>207,076</b>	<b>113,566</b>	<b>52,064</b>	<b>34,484</b>
<b>EXPENSES</b>				
Remuneration to UBL Fund Managers Limited - Management Company	18,578	11,421	3,070	3,453
Sindh sales tax on Management Company's remuneration	2,415	1,485	399	449
Allocated expense	3,641	1,968	870	619
Shariah advisory fee	254	261	85	88
Remuneration to Central Depository Company of Pakistan Limited - Trustee	3,721	2,304	946	734
Annual fee to Securities and Exchange Commission of Pakistan	2,731	1,476	653	465
Amortisation of preliminary expenses and floatation costs	144	416	21	137
Bank charges	148	14	49	-
Auditors' remuneration	302	308	66	75
Legal and professional charges	83	181	42	51
Fees and subscription	316	64	36	13
Other expenses	21	16	4	-
<b>Total operating expenses</b>	<b>32,354</b>	<b>19,914</b>	<b>6,241</b>	<b>6,084</b>
Net income for the period from operating activities	174,722	93,652	45,823	28,400
Element of (loss) / income and capital (loss) / gains included in the prices of units issued less those in units redeemed - net	-	(3,748)	-	6,420
Reversal for Workers Welfare Provision	-	6,451	-	6,451
Provision for Sindh Workers' Welfare Fund	(3,428)	(6,332)	(899)	(6,332)
Net income for the period before taxation	171,294	90,023	44,924	34,939
Taxation	-	-	-	-
Net income for the period after taxation	171,294	90,023	44,924	34,939
<b>Allocation of net income for the period</b>				
Income already paid on units redeemed	(116,644)	-	(17,440)	-
<b>Net income for the period available for distribution</b>	<b>54,650</b>		<b>27,484</b>	
<b>Net income for the period available for distribution:</b>				
Relating to capital gains	-	-	-	-
Excluding capital gains	54,650	-	27,484	-
	<b>54,650</b>		<b>27,484</b>	

Earnings per unit

10

The annexed notes from 1 to 15 form an integral part of this condensed interim financial information.

We will be sending you 200 copies of printed financial statements for distribution amongst the members of the Exchange.

  
Aly Osman  
Company Secretary

UBL Fund Managers Limited:

4<sup>th</sup> Floor, STSM Building, Beaumont Road, Civil Lines, Karachi, Pakistan  
Tel: (+92 21) 111-825-262 | Fax: (+92 21) 35622798  
Email info@UBLFunds.com | Website www.UBLFunds.com

CS/PSX/2018/035  
April 26, 2018

The General Manager  
Pakistan Stock Exchange Limited  
Stock Exchange Building  
Stock Exchange Road  
Karachi.

Dear Sir,

## AL AMEEN ISLAMIC DEDICATED EQUITY FUND (AIDEF) FINANCIAL RESULTS FOR THE PERIOD ENDED MARCH 31, 2018


We are pleased to inform you that the Board of Directors of UBL Fund Managers Limited, the Management Company of AIDEF in their meeting held on Thursday, April 26, 2018 at 10:00 am at UBL Fund Managers Limited, Operations Office, 2<sup>nd</sup> Floor, STSM Building, Civil Lines, Karachi, has approved the following financial results of the Fund for the period ended March 31, 2018:

### AL-AMEEN ISLAMIC DEDICATED EQUITY FUND CONDENSED INTERIM INCOME STATEMENT (UN-AUDITED) FOR THE NINE MONTHS PERIOD AND QUARTER ENDED MARCH 31, 2018

	Nine months period ended		Quarter ended	
	March 31, 2018	March 31, 2017	March 31, 2018	March 31, 2017
	----- (Rupees in '000) -----			
<b>INCOME</b>				
(Loss) / gain on sale of investments - net	(563,526)	926,041	(148,382)	474,801
Financial income	71,106	24,378	22,539	11,073
Dividend income	422,090	232,274	96,724	48,975
	(70,330)	1,183,293	(29,119)	534,909
Unrealised (loss) / gain on re-measurement of investments classified as financial assets at fair value through profit or loss - net	5.1	(665,769)	1,673,455	928,493
<b>Total (loss) / income</b>		(736,099)	2,756,748	899,374
				637,134
<b>EXPENSES</b>				
Remuneration of UBL Fund Managers Limited - Management Company	179,403	142,970	58,864	60,842
Sindh sales tax on remuneration of Management Company	23,322	18,586	7,652	7,909
Allocated expenses	8,970	7,148	2,943	3,042
Shariah advisor fee	254	261	85	88
Remuneration of Central Depository Company of Pakistan Limited - Trustee	10,985	8,928	3,605	3,716
Annual fee - Securities and Exchange Commission of Pakistan	8,522	6,791	2,796	2,890
Listing fee	21	39	7	13
Auditors' remuneration	229	234	49	54
Bank and other charges	167	56	12	23
Brokerage and settlement charges	7,135	28,758	2,709	10,908
Charity expense	4,853	3,549	1,108	818
Selling and marketing expenses	35,881	1,001	11,773	1,601
Amortization of preliminary expenses	165	272	54	54
Provision for Sindh Workers' Welfare Fund	-	74,420	-	74,420
<b>Total expenses</b>	279,907	293,611	91,657	166,378
<b>Net operating (loss) / income for the period</b>	(1,016,006)	2,463,137	807,717	470,756
Element of income and capital gain included in the prices of units issued less those in units redeemed - net	3.2	-	608,106	-
<b>Net (loss) / income for the period before taxation</b>	(1,016,006)	3,071,243	807,717	809,388
Taxation	9	-	-	-
<b>Net (loss) / income for the period after taxation</b>	(1,016,006)	3,071,243	807,717	809,388
Allocation of net income for the period				
Net (loss) / income for the period after taxation	-	-	-	-
Income already paid on units redeemed	-	-	-	-
<b>Accounting income available for distribution</b>	-	-	-	-
- Relating to capital gains	-	-	-	-
- Excluding capital gains	-	-	-	-
<b>Earnings per unit</b>	10			

The annexed notes 1 to 15 form an integral part of this condensed interim financial information.

We will be sending you 200 copies of printed financial statements for distribution amongst the members of the Exchange.

  
Aly Osman  
Company Secretary

UBL Fund Managers Limited:

4<sup>th</sup> Floor, STSM Building, Beaumont Road, Civil Lines, Karachi, Pakistan  
Tel: (+92 21) 111-825-262 | Fax: (+92 21) 35622798  
Email info@UBLFunds.com | Website www.UBLFunds.com

CS/PSX/2018/036  
April 26, 2018

The General Manager  
Pakistan Stock Exchange Limited  
Stock Exchange Building  
Stock Exchange Road  
Karachi.

Dear Sir,

**AL AMEEN ISLAMIC FINANCIAL PLANNING FUND - II (AIFPF-II) FINANCIAL RESULTS FOR THE PERIOD ENDED MARCH 31, 2018**


We are pleased to inform you that the Board of Directors of UBL Fund Managers Limited, the Management Company of AIFPF-II in their meeting held on Thursday, April 26, 2018 at 10:00 am at UBL Fund Managers Limited, Operations Office, 2<sup>nd</sup> Floor, STSM Building, Civil Lines, Karachi, has approved the following financial results of the Fund for the period ended March 31, 2018:

AL-AMEEN ISLAMIC FINANCIAL PLANNING FUND - II  
CONDENSED INTERIM INCOME STATEMENT (UNAUDITED)  
FOR THE QUARTER ENDED MARCH 31, 2018 (CONTINUED)

	For the quarter ended March 31, 2018	For the quarter ended March 31, 2018	For the quarter ended March 31, 2018	For the quarter ended March 31, 2018	For the quarter ended March 31, 2018	For the period from March 20, 2018 to March 31, 2017	TOTAL	For the quarter ended March 31, 2017
	ALACTAP-VII	ALACTAP-VIII	ALACTAP-IX	AICm.AP	ALACTAP-X	ALAPPF-I		ALACTAP-VII
	(Rupees in '000)							2.13
<b>INCOME</b>								
Profit on bank balances	188	10	108	-	465	12	783	1,089
Capital (loss) / gain on sale of investments - net	(1,485)	(1,184)	1,715	924	936	(1,411)	(503)	1,477
Unrealised appreciation / (diminution) on re-measurement of investments classified as financial assets at fair value through profit or loss - held for trading - net	115,747	299,075	332,492	643	91,552	15,711	755,220	(1,282)
Other income	604	786	3,964	-	580	475	8,430	15
<b>TOTAL INCOME</b>	<b>115,056</b>	<b>298,687</b>	<b>240,309</b>	<b>1,567</b>	<b>93,533</b>	<b>14,787</b>	<b>763,939</b>	<b>1,296</b>
<b>EXPENSES</b>								
Remuneration of Trustee	395	982	840	29	405	61	2,712	240
Annual fee of Securities and Exchange Commission of Pakistan	323	833	710	22	332	53	2,273	186
Amortisation of preliminary expenses and floatation costs	529	-	-	-	-	-	529	229
Auditors' remuneration	(12)	(10)	(14)	14	20	22	30	50
Listing fee	10	3	-	-	-	-	13	17
Bank charges	8	8	5	-	4	-	25	-
Legal & professional fees (Management Company)	5	5	5	5	5	-	25	-
Shariah advisory fee	430	1,112	947	-	442	70	3,001	248
Printing of Account Expense	16	16	17	16	16	5	86	28
Other expenses	2	2	-	-	-	-	4	-
Total operating expenses	1,769	2,951	2,510	86	1,224	211	8,751	1,076
Operating income for the period	113,287	295,736	237,799	1,481	92,309	14,576	755,188	273
Element of income - loss and capital gains - losses included in prices of units issued less those in units redeemed - net								
	-	-	-	-	-	-	-	(1)
Provision for Sindh Workers Welfare Fund	61	-	(3,088)	(29)	(1,810)	(286)	(5,213)	(6)
Income for the period before taxation	113,287	295,736	234,711	1,452	90,499	14,290	749,975	266
Taxation	-	-	-	-	-	-	-	-
Net income for the period after taxation	113,287	295,736	234,711	1,452	90,499	14,290	749,975	266
Allocation of net loss/income for the period:								
Income already paid on units redeemed	-	-	-	-	-	(2)	-	(2)
Net income for the period available for distribution	113,287	295,736	234,711	1,452	90,497	14,290	749,973	266
Net income for the period available for distribution:								
Relating to capital gains	114,264	297,891	234,207	1,567	92,488	14,300	754,717	-
Excluding capital gains	(977)	(2,155)	504	(115)	(1,991)	(10)	(4,744)	-
Earnings per unit	0	0	0	0	0	0	0	0

The annexed notes from 1 to 15 form an integral part of this condensed interim financial information.

We will be sending you 200 copies of printed financial statements for distribution amongst the members of the Exchange.

  
Aiy Osman  
Company Secretary

**UBL Fund Managers Limited:**

4<sup>th</sup> Floor, STSM Building, Beaumont Road, Civil Lines, Karachi, Pakistan  
Tel: (+92 21) 111-825-262 | Fax: (+92 21) 35622798  
Email info@UBLFunds.com | Website www.UBLFunds.com

CS/PSX/2018/037  
April 26, 2018

The General Manager  
Pakistan Stock Exchange Limited  
Stock Exchange Building  
Stock Exchange Road  
Karachi.

Dear Sir,

## AL AMEEN ISLAMIC FINANCIAL PLANNING FUND (AIFPF) FINANCIAL RESULTS FOR THE PERIOD ENDED MARCH 31, 2018

We are pleased to inform you that the Board of Directors of UBL Fund Managers Limited, the Management Company of AIFPF in their meeting held on Thursday, April 26, 2018 at 10:00 am at UBL Fund Managers Limited, Operations Office, 2<sup>nd</sup> Floor, STSM Building, Civil Lines, Karachi, has approved the following financial results of the Fund for the period ended March 31, 2018:

AL AMEEN ISLAMIC FINANCIAL PLANNING FUND  
CONDENSED INTERIM INCOME STATEMENT (UN-AUDITED)  
FOR THE PERIOD ENDED SEPTEMBER 27, 2017, DECEMBER 22, 2017, MARCH 28 AND MARCH 31, 2018 (Continued)

For the period ended September 27, 2017	For the period ended December 22, 2017	For the period ended March 28, 2018	For nine month period ended March 31, 2018		Total
			AIACTAP-V	AIACTAP-VI	

Note: (Rupees in '000)

### INCOME

Profit on bank deposits	649	127	590	1,146	699	2,435
Loss on sale of investments - net	(180,227)	(193,153)	(125,587)	(68,903)	(19,116)	(213,696)
Unrealised gain on re-measurement of investments classified as financial assets at fair value through profit or loss - net	5.1	12,545	5,843	5,999	(73,422)	(105,302)
Back end load income	605	297	584	6,274	3,686	10,544
<b>Total loss</b>	<b>(166,428)</b>	<b>(186,886)</b>	<b>(118,414)</b>	<b>(134,995)</b>	<b>(120,033)</b>	<b>(373,442)</b>

### EXPENSES

Allocated expenses	646	774	1,057	1,455	1,670	4,182
Remuneration to Central Depository Company of Pakistan Limited - Trustee	616	791	1,074	1,415	1,601	4,090
Annual fee to Securities and Exchange Commission of Pakistan	484	580	793	1,091	1,253	3,137
Auditors' remuneration	59	49	72	93	93	258
Bank charges	1	51	51	14	26	91
Listing fee	5	5	6	4	4	14
Legal and professional charges	-	34	52	40	40	132
Shariah advisory fee	11	38	64	66	66	196
Printing expenses	-	4	1	1	1	3
Preliminary expenses and floatation costs	-	-	-	-	-	-
<b>Total expenses</b>	<b>1,822</b>	<b>2,326</b>	<b>3,170</b>	<b>4,179</b>	<b>4,754</b>	<b>12,103</b>

Net operating loss for the period (168,250) (189,212) (121,584) (139,174) (124,787) (385,545)

Element of income / (loss) and capital gains / (losses) included in prices of units issued less those in units redeemed - net 3.2 - - - - -

Reversal of Provision For Workers' Welfare Fund 6.1 - - - - -

Provision For Sindh Workers' Welfare Fund 6.1 - - - - -

**Net loss for the period before taxation** (168,250) (189,212) (121,584) (139,174) (124,787) (385,545)

Taxation 8 - - - - -

**Net loss for the period after taxation** (168,250) (189,212) (121,584) (139,174) (124,787) (385,545)

Other comprehensive income for the period - - - - -

**Total comprehensive loss for the period** (168,250) (189,212) (121,584) (139,174) (124,787) (385,545)

Allocation of net income for the period:  
Income already paid on units redeemed - - - - -

Accounting income for the period available for distribution	-	-	-	-	-	-
-Relating to capital gains	-	-	-	-	-	-
-Excluding capital gains	-	-	-	-	-	-

Earnings per unit

9

The annexed notes 1 to 15 form an integral part of this condensed interim financial information.

UBL Fund Managers Limited:

4<sup>th</sup> Floor, STSM Building, Beaumont Road, Civil Lines, Karachi, Pakistan  
Tel: (+92 21) 111-825-262 | Fax: (+92 21) 35622798  
Email info@UBLFunds.com | Website www.UBLFunds.com

AL-AMEEN ISLAMIC FINANCIAL PLANNING FUND  
CONDENSED INTERIM INCOME STATEMENT (UN-AUDITED)  
FOR THE NINE MONTHS AND PERIOD ENDED MARCH 31, 2017

For the Nine Month Period ended March 31, 2017				For the period from August 15, 2016 to March 31, 2017	For the period from November 22, 2016 to March 31, 2017	Total
AIACTAP-I	AIACTAP-II	AIACTAP-III	AIACTAP-IV	AIACTAP-V	AIACTAP-VI	

Note .....(Rupees in '000).....

**INCOME**

Profit on bank deposits	474	2,444	411	1,289	4,794	2,154	11,566
Gain on sale of investments - net	39,479	43,515	9,635	19,004	22,620	10,722	144,975
Unrealised appreciation on re-measurement of investments classified as financial assets at fair value through profit or loss - net	555,917	577,623	358,840	308,538	346,781	229,848	2,377,547
Back end load income	3,690	3,714	1,317	1,759	2,071	3,091	15,642
<b>Total income</b>	<b>599,560</b>	<b>627,296</b>	<b>370,203</b>	<b>330,590</b>	<b>376,266</b>	<b>245,815</b>	<b>2,549,730</b>

**EXPENSES**


Allocated expenses	2,045	2,144	1,283	1,138	1,412	927	8,949	
Remuneration to Central Depository Company of Pakistan Limited - Trustee	1,945	2,029	1,299	1,177	1,374	886	8,710	
Annual fee to Securities and Exchange Commission of Pakistan Auditors' remuneration	1,535	1,609	963	855	1,059	695	6,716	
Bank charges	16	45	45	49	40	35	230	
Listing fee	5	4	1	1	4	-	15	
Legal and professional charges	8	8	8	8	3	-	35	
Shariah advisory fee	210	9	9	9	9	8	254	
Printing expenses	49	49	49	49	42	25	253	
Preliminary expenses and floatation costs	3	3	4	3	3	-	16	
	1,874	-	-	-	-	-	1,874	
<b>Total expenses</b>	<b>7,690</b>	<b>5,900</b>	<b>3,661</b>	<b>3,289</b>	<b>3,946</b>	<b>2,576</b>	<b>27,062</b>	
<b>Net operating income for the period</b>	<b>591,870</b>	<b>621,396</b>	<b>366,542</b>	<b>327,301</b>	<b>372,320</b>	<b>243,239</b>	<b>2,522,668</b>	
Element of loss and capital losses included in prices of units issued less those in units redeemed - net	3.2	(15,919)	(17,961)	(3,879)	(4,592)	(5,804)	(7,075)	(55,230)
Reversal of Provision For Workers' Welfare Fund	6.1	88	-	-	-	-	-	88
Provision For Sindh Workers' Welfare Fund	6.1	(15,786)	(17,101)	(9,460)	(8,122)	(7,187)	(4,631)	(62,287)
<b>Net income for the period before taxation</b>	<b>560,253</b>	<b>586,334</b>	<b>353,203</b>	<b>314,587</b>	<b>359,329</b>	<b>231,533</b>	<b>2,405,239</b>	
Taxation	8	-	-	-	-	-	-	-
<b>Net income for the period after taxation</b>	<b>560,253</b>	<b>586,334</b>	<b>353,203</b>	<b>314,587</b>	<b>359,329</b>	<b>231,533</b>	<b>2,405,239</b>	

Earnings per unit

9

The annexed notes 1 to 15 form an integral part of this condensed interim financial information.

We will be sending you 200 copies of printed financial statements for distribution amongst the members of the Exchange.

  
Aly Osman  
Company Secretary

**UBL Fund Managers Limited:**

4<sup>th</sup> Floor, STSM Building, Beaumont Road, Civil Lines, Karachi, Pakistan  
Tel: (+92 21) 111-825-262 | Fax: (+92 21) 35622798  
Email info@UBLFunds.com | Website www.UBLFunds.com

CS/PSX/2018/038  
April 26, 2018

The General Manager  
Pakistan Stock Exchange Limited  
Stock Exchange Building  
Stock Exchange Road  
Karachi.

Dear Sir,

## AL AMEEN SOVEREIGN FUND (AISF) FINANCIAL RESULTS FOR THE PERIOD ENDED MARCH 31, 2018

We are pleased to inform you that the Board of Directors of UBL Fund Managers Limited, the Management Company of AISF in their meeting held on Thursday, April 26, 2018 at 10:00 am at UBL Fund Managers Limited, Operations Office, 2<sup>nd</sup> Floor, STSM Building, Civil Lines, Karachi, has approved the following financial results of the Fund for the period ended March 31, 2018:

AI - Ameen Islamic Sovereign Fund  
Condensed Interim Income Statement (Unaudited)  
For the nine months period and quarter ended 31 March 2018

	Note		Quarter ended	
	Nine months period ended 31 March		31 March	
	2018	2017	2018	2017
	(Rupees in '000)			
<b>Income</b>				
Financial income	180,946	145,331	80,569	44,468
Net capital (loss) / gain on sale and redemption of investments	(25,280)	19,773	-	(7,290)
Net unrealised (loss) / gain on revaluation of investments classified as 'at fair value through profit or loss'	6.2 (34,361)	4,553	(33,417)	(13,163)
Other income	7	-	-	-
<b>Total income</b>	<b>121,312</b>	<b>169,657</b>	<b>47,152</b>	<b>24,015</b>
<b>Expenses</b>				
Remuneration of the Management Company	32,188	25,290	14,124	7,790
Sindh Sales Tax on the Management Company's remuneration	4,184	3,288	1,836	1,013
Allocation of expenses relating to the Fund	3,219	2,529	1,413	779
Remuneration of the Central Depository Company of Pakistan Limited - Trustee	3,766	3,150	1,563	985
Annual fee to Securities and Exchange Commission of Pakistan	2,414	1,897	1,059	585
Auditors' remuneration	672	632	124	120
Shariah advisory fee	8.1 245	261	84	88
Brokerage expenses	1,715	355	264	127
Listing fee	21	41	8	13
Legal and professional charges	83	-	42	-
Bank charges	95	106	19	27
Printing expense	21	17	4	-
Other expenses	194	458	67	50
<b>Total expenses</b>	<b>48,817</b>	<b>38,024</b>	<b>20,607</b>	<b>11,577</b>
<b>Net income from operating activities</b>	<b>72,495</b>	<b>131,633</b>	<b>26,545</b>	<b>12,438</b>
Net element of loss and capital losses included in prices of units issued less those in units redeemed	-	(17,140)	-	(4,280)
Provision for Sindh Workers' Welfare Fund	(1,425)	(4,418)	(519)	(4,418)
Reversal of provision for Workers' Welfare Fund	-	7,635	-	7,635
<b>Net income for the period before taxation</b>	<b>71,070</b>	<b>117,710</b>	<b>26,026</b>	<b>11,375</b>
Taxation	11 -	-	-	-
<b>Net income for the period after taxation</b>	<b>71,070</b>	<b>117,710</b>	<b>26,026</b>	<b>11,375</b>
<b>Allocation of net income for the period</b>				
Net income for the period after taxation	71,070	-	26,026	-
Income already paid on units redeemed	(25,586)	-	(12,199)	-
<b>Accounting income available for distribution</b>	<b>45,484</b>	<b>-</b>	<b>13,827</b>	<b>-</b>
- Relating to capital gains	-	-	-	-
- Excluding capital gains	45,484	-	13,827	-
	<b>45,484</b>	<b>-</b>	<b>13,827</b>	<b>-</b>

Earnings per unit

13

The annexed notes from 1 to 17 form an integral part of these condensed interim financial information.

We will be sending you 200 copies of printed financial statements for distribution amongst the members of the Exchange.

  
Aly Osman  
Company Secretary

**UBL Fund Managers Limited:**

4<sup>th</sup> Floor, STSM Building, Beaumont Road, Civil Lines, Karachi, Pakistan  
Tel: (+92 21) 111-825-262 | Fax: (+92 21) 35622798  
Email info@UBLFunds.com | Website www.UBLFunds.com

CS/PSX/2018/039  
April 26, 2018

The General Manager  
Pakistan Stock Exchange Limited  
Stock Exchange Building  
Stock Exchange Road  
Karachi.

Dear Sir,

## AL AMEEN SHARIAH STOCK FUND (ASSF) FINANCIAL RESULTS FOR THE PERIOD ENDED MARCH 31, 2018


We are pleased to inform you that the Board of Directors of UBL Fund Managers Limited, the Management Company of ASSF in their meeting held on Thursday, April 26, 2018 at 10:00 am at UBL Fund Managers Limited, Operations Office, 2<sup>nd</sup> Floor, STSM Building, Civil Lines, Karachi, has approved the following financial results of the Fund for the period ended March 31, 2018:

### AL-AMEEN SHARIAH STOCK FUND CONDENSED INTERIM INCOME STATEMENT (UN-AUDITED) FOR THE NINE MONTHS PERIOD AND QUARTER ENDED MARCH 31, 2018

	Nine months period ended		Quarter ended	
	March 31, 2018	March 31, 2017	March 31, 2018	March 31, 2017
	(Rupees in '000)			
<b>INCOME</b>				
(Loss) / gain on sale of investments - net	(418,995)	581,911	(131,472)	301,216
Financial income	45,766	20,124	14,407	7,978
Dividend income	269,365	153,618	56,412	41,018
Unrealised (loss) / gain on re-measurement of investments classified as financial assets at fair value through profit or loss - net	(442,890)	1,074,000	653,764	82,800
<b>Total (loss) / income</b>	<b>(546,754)</b>	<b>1,829,653</b>	<b>593,111</b>	<b>433,012</b>
<b>EXPENSES</b>				
Remuneration of UBL Fund Managers Limited - Management Company	115,916	93,505	35,474	41,192
Sindh sales tax on remuneration of Management Company	15,069	12,156	4,612	5,355
Allocated expenses	5,796	4,675	1,774	2,059
Remuneration of Central Depository Company of Pakistan Limited - Trustee	7,398	6,131	2,283	2,606
Annual fee - Securities and Exchange Commission of Pakistan	5,506	4,441	1,685	1,956
Auditors' remuneration	361	371	70	80
Bank charges	250	93	61	26
Brokerage and settlement charges	6,307	23,054	2,514	7,215
Listing fee	21	41	7	13
Legal and professional charges	98	413	55	-
Charity expense	3,140	2,474	673	724
Shariah advisor fee	254	261	85	88
Selling and marketing expenses	23,183	1,033	7,095	1,033
Printing expense	21	17	4	-
Provision for Sindh Workers' Welfare Fund	-	64,084	-	64,084
<b>Total expenses</b>	<b>183,320</b>	<b>212,749</b>	<b>56,392</b>	<b>128,431</b>
<b>Net operating (loss) / income for the period</b>	<b>(730,074)</b>	<b>1,616,904</b>	<b>536,719</b>	<b>306,581</b>
Element of income and capital gain included in the prices of units issued less those in units redeemed - net	-	369,225	-	204,089
Reversal of Provision for Workers' Welfare Fund	-	50,548	-	50,548
<b>Net (loss) / income for the period before taxation</b>	<b>(730,074)</b>	<b>2,036,677</b>	<b>536,719</b>	<b>561,218</b>
Taxation	-	-	-	-
<b>Net (loss) / income for the period after taxation</b>	<b>(730,074)</b>	<b>2,036,677</b>	<b>536,719</b>	<b>561,218</b>
<b>Allocation of net income for the period</b>				
Net (loss) / income for the period after taxation	-	-	-	-
Income already paid on units redeemed	-	-	-	-
<b>Accounting income available for distribution</b>	<b>-</b>	<b>-</b>	<b>-</b>	<b>-</b>
- Relating to capital gains	-	-	-	-
- Excluding capital gains	-	-	-	-
<b>Earnings per unit</b>				

The annexed notes 1 to 15 form an integral part of this condensed interim financial information.

We will be sending you 200 copies of printed financial statements for distribution amongst the members of the Exchange.

  
Aly Osman  
Company Secretary

### UBL Fund Managers Limited:

4<sup>th</sup> Floor, STSM Building, Beaumont Road, Civil Lines, Karachi, Pakistan  
Tel: (+92 21) 111-825-262 | Fax: (+92 21) 35622798  
Email info@UBLFunds.com | Website www.UBLFunds.com