



FORM - 7

February 27, 2018

The General Manager
Pakistan Stock Exchange Limited
Stock Exchange Building, Stock Exchange Road,
Karachi-74000, Pakistan.

Dear Sir

PRIMUS INVESTMENT MANAGEMENT LIMITED - DAILY RESERVE FUND
FINANCIAL RESULTS FOR THE PERIOD ENDED DECEMBER 31, 2017

We have to inform you that the Board of Directors of AWT Investments Limited, the Management Company of PIML Daily Reserve Fund in their meeting held on Tuesday, February 27, 2018 at Rawalpindi, approved the financial results for the period ended December 31, 2017.

The financial results of PIML Daily Reserve Fund are as follows:-

	Six months period ended 31 December		Three months period ended 31 December	
	2017 (Rupees in '000)	2016 (Rupees in '000)	2017 (Rupees in '000)	2016 (Rupees in '000)
Income				
Return on bank balances				-
Return / mark-up on:				
- Bank balances	2,972	8,180	1,229	6,300
- Letter of placements	-	2,500	-	2,421
- Government securities	1,017	9,707	1,017	4,155
Gain on sale of held for trading investments - net	8	(175)	8	(165)
Unrealized (gain) / loss on revaluation of held for trading investments - net	-	(54)	-	(34)
Element of loss and capital losses included in prices of units issued less those in units redeemed - net	-	(212,929)	-	(21,464)
	3,997	(192,771)	2,254	(8,787)
Expenses				
Remuneration of the Management Company	541	1,476	325	924
Sindh sales tax on Management Company's remuneration	70	192	42	120
Remuneration to the Trustee	98	468	55	284
Sindh sales tax on Trustee's remuneration	13	60	7	37
Annual fee to the Securities and Exchange Commission of Pakistan	49	246	28	154
Amortization of preliminary and floatation costs	201	200	100	100
Auditors' remuneration	113	149	76	92
Annual listing fee	15	25	8	13
Brokerage and settlement charges	9	25	1	22
Stability rating fee	151	86	69	63
Printing, stationery and postage	37	36	18	31
Provision of Sindh Workers Welfare Fund	54	-	30	-
	1,351	2,963	759	1,840
Net income / (loss)	2,646	(195,734)	1,495	(10,627)
Taxation	-	-	-	-
Net income / (loss) for the period after taxation	2,646	(195,734)	1,495	(10,627)
Allocation of net income for the period				
Net income for the period after taxation	2,646		1,495	
Income already paid on units redeemed	(781)		(20)	
	1,865		1,475	
Accounting income available for distribution				
- Relating to capital gains	6		8	
- Excluding capital gains	1,859		1,467	
	1,865		1,475	

Earnings per unit - EPU

EPU has not been disclosed as in the opinion of management determination of weighted average units for calculating EPU is not practicable for open end funds.

We will be sending you 200 copies of printed accounts for distribution amongst the members of the Exchange in due course of time.

Yours truly

Hanza Saboor
Chief Financial Officer

Naveed ul Islam
Company Secretary

AWT INVESTMENTS LIMITED

Rawalpindi: 2nd Floor, AWT Plaza, Mall Road. : +92-51-9272379
Karachi : 3rd Floor, Horizon Vista, Block 4, Clifton 5. : +92-21-38658883
Lahore : 2nd Floor, AGI, Awami Complex, Garden Town : +92-21-38658883



FORM - 7

February 27, 2018

The General Manager
Pakistan Stock Exchange Limited
Stock Exchange Building, Stock Exchange Road,
Karachi-74000, Pakistan

Dear Sir

PRIMUS INVESTMENT MANAGEMENT LIMITED - STRATEGIC MULTI ASSET FUND
FINANCIAL RESULTS FOR THE PERIOD ENDED DECEMBER 31, 2017

We have to inform you that the Board of Directors of AWT Investments Limited, the Management Company of PIML Strategic Multi Asset Fund in their meeting held on Tuesday, February 27, 2018 at Rawalpindi, approved the financial results for the period ended December 31, 2017.

The financial results of PIML Strategic Multi Asset Fund are as follows:-

Note	For the half year		For the quarter		
	2017	2016	2017	2016	
	Rupees in '000				
Income					
Return / mark-up on:					
- bank balances	1,657	1,651	743	759	
- government securities	-	1,273	-	656	
- sukuk	74	745	-	-	
Dividend income	2,573	5,307	1,948	3,565	
Net (loss) / gain on sale of investments	(11,278)	30,403	(5,819)	13,791	
Net unrealized (loss) / gain on investments classified 'at fair value through profit or loss - held-for-trading'	(15,483)	17,705	(3,381)	16,697	
Total (loss) / income	(22,457)	57,084	(6,509)	35,468	
Expenses					
Remuneration of AWT Investments Limited - Management	7.1	1,575	3,310	709	1,656
Sindh Sales tax on remuneration of the Management Com	7.2	205	430	92	215
Remuneration of Central Depository Company of Pakistan Trustee	8.1	353	353	177	177
Sindh Sales tax on remuneration of the Trustee	8.2	46	46	23	23
Annual fee to the Securities and Exchange Commission of Pakistan		67	141	30	71
Amortisation of preliminary and floatation costs		276	272	139	137
Annual listing fee		16	20	7	10
Auditors' remuneration		151	148	75	76
Stability rating fee		-	68	-	34
Brokerage and settlement charges		371	1,107	171	473
Printing and related costs		40	27	20	7
Total operating expense		3,100	5,922	1,443	2,879
Element of loss and capital losses included in prices of units issued less those in units redeemed - net		-	(1,205)	-	(1,536)
Net (loss) / income for the period before taxation		(25,557)	49,957	(7,952)	31,053
Taxation	11	-	-	-	-
Net (loss) / income for the period after taxation		(25,557)	49,957	(7,952)	31,053
Allocation of net (loss) / income for the period					
Income already paid on units redeemed		-	-	-	-
Accounting income available for distribution		-	-	-	-
- relating to net capital losses		-	-	-	-
- excluding net capital losses		-	-	-	-

Earnings per unit - EPU

EPU has not been disclosed as in the opinion of management determination of weighted average units for calculating EPU is not practicable for open end funds.

We will be sending you 200 copies of printed accounts for distribution amongst the members of the Exchange in due course of time.

Yours truly

Hanza Shroor
Chief Financial Officer

Naveed ul Islam
Company Secretary

AWT INVESTMENTS LIMITED

Rawalpindi: 2nd Floor, AWT Plaza, Mall Road. : +92-51-9272379
Karachi : 3rd Floor, Horizon Vista, Block 4, Clifton 5. : +92-21-38658883
Lahore : 2nd Floor, AGI, Awami Complex, Garden Town : +92-21-38658883



FORM - 7

February 27, 2018

The General Manager
Pakistan Stock Exchange Limited
Stock Exchange Building, Stock Exchange Road,
Karachi-74000, Pakistan.

Dear Sir

PRIMUS INVESTMENT MANAGEMENT LIMITED - ISLAMIC INCOME FUND
FINANCIAL RESULTS FOR THE PERIOD ENDED DECEMBER 31, 2017

We have to inform you that the Board of Directors of AWT Investments Limited, the Management Company of PIML Islamic Income Fund in their meeting held on Tuesday, February 27, 2018 at Rawalpindi, approved the financial results for the period ended December 31, 2017.

The financial results of PIML Islamic Income Fund are as follows:-

Note	Six months period ended 31 December		Three months period ended 31 December	
	2017	2016	2017	2016
	(Rupees in '000)			
Income				
Profit on sukuk certificates (held for trading investment)	201	808	78	577
Unrealized gain on revaluation of held for trading investment	-	388	-	388
Gain on sale of held for trading investment-net	266	-	288	-
Return on bank balances	3,042	12,085	1,612	5,612
Element of loss and capital losses included in prices of units issued less those in units redeemed - net	-	(2,301)	-	(928)
	3,509	10,980	1,978	5,649
Expenses				
Remuneration of the Management Company	428	493	230	224
Sindh sales tax on Management Company's rcr 12.3	56	64	30	29
Remuneration of the Trustee	91	331	46	153
Sindh sales tax on Trustee remuneration	12	43	6	18
Annual fee to the Securities and Exchange Commission of Pakistan	40	148	20	67
Auditors' remuneration	121	148	60	79
Fee and subscription	385	464	236	242
Printing charges	37	18	18	(2)
Provision for Sindh Workers Welfare Fund	46	-	26	-
Bank and settlement charges	44	5	38	5
	1,260	1,714	710	815
Net income for the period before taxation	2,249	9,266	1,268	4,834
Taxation 16	-	-	-	-
Net income for the period after taxation	2,249	9,266	1,268	4,834
Allocation of net income / (loss) for the period				
Net income for the period after taxation	2,249		1,268	
Income already paid on units redeemed	(342)		(105)	
	1,907		1,163	
Accounting income available for distribution				
- Relating to capital gains	225		264	
- Excluding capital gains	1,682		899	
	1,907		1,163	


Earnings per unit - EPU

EPU has not been disclosed as in the opinion of management determination of weighted average units for calculating EPU is not practicable for open end funds

We will be sending you 200 copies of printed accounts for distribution amongst the members of the Exchange in due course of time.

Yours truly


Hamza Saloor
Chief Financial Officer


Naveed ul Islam
Company Secretary

AWT INVESTMENTS LIMITED

Rawalpindi: 2nd Floor, AWT Plaza, Mall Road. : +92-51-9272379
Karachi : 3rd Floor, Horizon Vista, Block 4, Clifton 5. : +92-21-38658883
Lahore : 2nd Floor, AGI, Awami Complex, Garden Town : +92-21-38658883



FORM - 7

February 27, 2018

The General Manager
Pakistan Stock Exchange Limited
Stock Exchange Building, Stock Exchange Road,
Karachi-74000, Pakistan.

Dear Sir

PRIMUS INVESTMENT MANAGEMENT LIMITED - VALUE EQUITY FUND
FINANCIAL RESULTS FOR THE PERIOD ENDED DECEMBER 31, 2017

We have to inform you that the Board of Directors of AWT Investments Limited, the Management Company of PIML Value Equity Fund in their meeting held on Tuesday, February 27, 2018 at Rawalpindi, approved the financial results for the period ended December 31, 2017

The financial results of PIML Value Equity Fund are as follows:-

	Six months period ended 31 December		Three months period ended 31 December	
	2017	2016	2017	2016
Note	(Rupees in '000)		(Rupees in '000)	
Income				
Return on bank balances	438	1,086	192	441
Dividend income (on held for trading investments)	3,353	5,191	2,631	3,482
(Loss) / gain on sale of held for trading investments - net	(14,787)	39,045	(7,155)	22,333
Unrealized (loss) / gain on revaluation of held for trading investments - net	(21,656)	16,031	(5,631)	12,665
Element of loss and capital losses included in prices of units issued less those in units redeemed - net	-	(11,649)	-	(13,484)
	(32,652)	49,704	(9,963)	25,437
Expenses				
Remuneration of the Management Company	1,483	2,647	656	1,322
Sindh sales tax on Management Company's remuneration	193	344	85	172
Remuneration of the Trustee	353	355	177	177
Sindh sales tax on Trustee's remuneration	46	46	23	22
Annual fee to the Securities and Exchange Commission of Pakistan	70	126	31	63
Amortisation of deferred formation cost	108	108	54	54
Auditors' remuneration	116	95	58	58
Brokerage and settlement charges	182	160	122	83
Securities transaction cost	237	916	33	481
Listing fee	16	18	7	10
Printing, stationery and postage	33	33	16	16
Mutual fund rating fee	-	65	-	36
	2,837	4,913	1,262	2,494
Net (loss) / income before taxation	(35,489)	44,791	(11,225)	22,943
Taxation	-	-	-	-
Net (loss) / income for the period after taxation	(35,489)	44,791	(11,225)	22,943
Allocation of net (loss) for the period				
Net (loss) for the period after taxation	(35,489)		(11,225)	
Income already paid on units redeemed	-		-	
	(35,489)		(11,225)	
Accounting income available for distribution				
- Relating to capital gains	-		-	
- Excluding capital gains	-		-	
	-		-	

Earnings per unit - EPU

EPU has not been disclosed as in the opinion of management determination of weighted average units for calculating EPU is not practicable for open end funds.

We will be sending you 200 copies of printed accounts for distribution amongst the members of the Exchange in due course of time.

Yours truly


Hafiza Sajid
Chief Financial Officer



Naveed ul Islam
Company Secretary

AWT INVESTMENTS LIMITED

Rawalpindi: 2nd Floor, AWT Plaza, Mall Road. : +92-51-9272379
Karachi : 3rd Floor, Horizon Vista, Block 4, Clifton 5. : +92-21-38658883
Lahore : 2nd Floor, AGI, Awami Complex, Garden Town : +92-21-38658883



FORM - 7

February 27, 2018

The General Manager
Pakistan Stock Exchange Limited
Stock Exchange Building, Stock Exchange Road,
Karachi-74000, Pakistan.

Dear Sir

**PRIMUS INVESTMENT MANAGEMENT LIMITED - ISLAMIC EQUITY FUND
FINANCIAL RESULTS FOR THE PERIOD ENDED DECEMBER 31, 2017**

We have to inform you that the Board of Directors of AWT Investments Limited, the Management Company of PIML Islamic Equity Fund in their meeting held on Tuesday, February 27, 2018 at Rawalpindi, approved the financial results for the period ended December 31, 2017

The financial results of PIML Islamic Equity Fund are as follows:-

Note	Six months period ended 31 December		Three months period ended 31 December	
	2017	2016	2017	2016
	(Rupees in '000)			
Income				
Return on bank balances	636	448	414	190
Dividend income	3,476	5,006	1,165	3,402
(Loss) / gain on sale of held for trading investments - net	(26,049)	27,001	(20,286)	14,304
Unrealized (loss) / gain on revaluation of held for trading investments - net	(21,392)	14,760	(17,102)	12,435
Element of loss and capital losses gains included in prices of units issued less those in units redeemed - net	-	(281)	-	4,718
	(43,329)	46,934	(35,809)	35,049
Expenses				
Remuneration of the Management Company	1,627	2,386	1,004	1,122
Sindh sales tax on Management Company's re	212	310	131	146
Federal excise duty on Management Company's				
Remuneration of the Trustee	353	353	176	176
Sindh sales tax on Trustee remuneration	46	46	23	23
Annual fee to the Securities and Exchange Commission of Pakistan	77	113	48	53
Auditors' remuneration	116	115	58	58
Listing fee	16	19	9	10
Printing, postage and stationary	40	40	20	20
Shariah advisory fee	312	295	120	156
Securities transaction cost	265	689	36	355
Bank and settlement charges	484	165	369	83
Amortization of deferred formation cost	151	151	76	75
Mutual fund rating fee	-	58	-	31
	3,699	4,740	2,070	2,308
Net (loss) / income	(47,028)	42,194	(37,879)	32,741
Taxation	-	-	-	-
Net (loss) / income for the period after taxation	(47,028)	42,194	(37,879)	32,741
Allocation of net (loss) for the period				
Net (loss) for the period after taxation	(47,028)		(37,879)	
Income already paid on units redeemed	-		-	
	(47,028)		(37,879)	
Accounting income available for distribution				
- Relating to capital gains	-		-	
- Excluding capital gains	-		-	
	-		-	

Earnings per unit - EPU

EPU has not been disclosed as in the opinion of management determination of weighted average units for calculating EPU is not practicable for open end funds.

We will be sending you 200 copies of printed accounts for distribution amongst the members of the Exchange in due course of time.

Yours truly


Hamza Saqoor
Chief Financial Officer


Naveed ul Islam
Company Secretary

AWT INVESTMENTS LIMITED

Rawalpindi: 2nd Floor, AWT Plaza, Mall Road. : +92-51-9272379
Karachi : 3rd Floor, Horizon Vista, Block 4, Clifton 5. : +92-21-38658883
Lahore : 2nd Floor, AGI, Awami Complex, Garden Town : +92-21-38658883



FORM - 7

February 27, 2018

The General Manager
Pakistan Stock Exchange Limited
Stock Exchange Building, Stock Exchange Road,
Karachi-74000, Pakistan.

Dear Sir

**PRIMUS INVESTMENT MANAGEMENT LIMITED - ASSET ALLOCATION FUND
FINANCIAL RESULTS FOR THE PERIOD ENDED DECEMBER 31, 2017**

We have to inform you that the Board of Directors of AWT Investments Limited, the Management Company of PIML Asset Allocation Fund in their meeting held on Tuesday, February 27, 2018 at Rawalpindi, approved the financial results for the period ended December 31, 2017.

The financial results of PIML Asset Allocation Fund are as follows:-

Note	Six months period ended 31 December		Three months period ended 31 December	
	2017 (Rupees in '000)	2016	2017 (Rupees in '000)	2016
Income				
Return on bank balances				-
Return / mark-up on:				
- Bank balances	1,969	7,720	1,109	3,215
- Clean placements	-	982	-	-
- Term deposit receipts	1,179	9,952	-	3,687
- Quoted sukuk certificates	61	3,230	-	2,304
- Government securities	-	18,434	-	8,016
Dividend income (held for trading investments)	3,052	9,399	2,314	9,399
(Loss) / gain on sale of held for trading investments - net	(10,439)	(1,188)	5,470	588
Unrealized (loss) / gain on revaluation of held for trading investments - net	(21,743)	31,385	(14,868)	34,592
Element of loss and capital losses included in prices of units sold less those of units redeemed - net	-	(10,838)	-	(10,448)
	(25,921)	69,076	(5,975)	51,353
Expenses				
Remuneration of the Management Company	2,257	14,217	1,017	6,821
Sindh sales tax on Management Company's remuneration	293	1,848	132	887
Federal excise duty on Management Company's remuneration	-	-	-	-
Remuneration to the Trustees	353	1,214	177	592
Sindh sales tax on Trustees' remuneration	46	161	23	80
Annual fee to the Securities and Exchange Commission of Pakistan	107	675	48	324
Amortisation of deferred formation cost	252	252	126	126
Auditors' remuneration	111	119	55	50
Annual listing fee	14	25	6	12
Bank and settlement charges	376	1,371	(18)	877
Securities transaction cost	48	175	30	104
NGCPL	202	-	110	-
Provision of Sindh Workers Welfare Fund	-	-	-	-
Printing, stationery and postage	36	9	18	6
	4,095	20,066	1,724	9,879
Net (loss) / income for the period before taxation	(30,016)	49,010	(7,699)	41,474
Taxation	-	-	-	-
Net (loss) / income for the period after taxation	(30,016)	49,010	(7,699)	41,474
Allocation of net (loss) / income for the period				
Net (loss) / income for the period after taxation	(30,016)		(7,699)	
Income already paid on units redeemed	-		-	
	(30,016)		(7,699)	
Accounting income available for distribution				
- Relating to capital gains	-		-	
- Excluding capital gains	-		-	


Earnings per unit - EPU

EPU has not been disclosed as in the opinion of management determination of weighted average units for calculating EPU is not practicable for open end funds.

We will be sending you 200 copies of printed accounts for distribution amongst the members of the Exchange in due course of time.

Yours truly


Hanza Saboor
Chief Financial Officer


Naveed ul Islam
Company Secretary

AWT INVESTMENTS LIMITED

Rawalpindi: 2nd Floor, AWT Plaza, Mall Road. : +92-51-9272379
Karachi : 3rd Floor, Horizon Vista, Block 4, Clifton 5. : +92-21-38658883
Lahore : 2nd Floor, AGI, Awami Complex, Garden Town : +92-21-38658883



FORM - 7

February 27, 2018

The General Manager
Pakistan Stock Exchange Limited
Stock Exchange Building, Stock Exchange Road,
Karachi-74000, Pakistan.

Dear Sir

PRIMUS INVESTMENT MANAGEMENT LIMITED - INCOME FUND
FINANCIAL RESULTS FOR THE PERIOD ENDED DECEMBER 31, 2017

We have to inform you that the Board of Directors of AWT Investments Limited, the Management Company of PIML Income Fund in their meeting held on Tuesday, February 27, 2018 at Rawalpindi, approved the financial results for the period ended December 31, 2017.

The financial results of PIML Income Fund are as follows:-

Note	Six months period ended 31 December		Three months period ended 31 December	
	2017	2016	2017	2016
	(Rupees in '000)		(Rupees in '000)	
Income				
Return on bank balances				
Return / mark-up on:				
- Bank balances	13,965	45,144	9,849	27,729
- Clean placements	-	1,542	-	1,542
- Term deposit receipts	2,358	29,680	-	13,455
- Government securities	11	85,586	-	36,748
- term finance certificates	6,306	11,870	3,071	6,344
(Loss) / gain on sale of held for trading investments - net	(125)	(16,368)	-	10,300
Unrealized gain on revaluation of held for trading investments - net	(1,736)	(56,019)	(2,395)	(3,981)
	20,779	101,435	10,525	92,137
Expenses				
Remuneration of Primus Investment Management Limited - Management Company	3,151	25,412	1,845	13,146
Sindh Sales Tax on remuneration of Management Company	410	3,304	240	1,709
Remuneration of Central Depository Company of Pakistan Limited - Trustee	502	2,564	314	1,320
Sindh Sales Tax on Trustee fee	65	337	41	169
Annual fee to the Securities and Exchange Commission of Pakistan	221	1,906	138	986
Amortization of preliminary and floatation cost	28	128	-	64
Annual fees and subscriptions	203	198	37	87
Annual listing fee	14	25	14	-
Stability rating fee	151	139	151	-
Auditors' remuneration	114	149	38	92
Provision of Sindh Workers Welfare Fund	316	-	153	-
Printing related costs	36	59	18	38
Bank and other charges	41	565	38	383
	5,252	34,786	3,027	17,994
Net income	15,527	66,649	7,498	74,143
Element of loss and capital losses included in prices of units sold less those of units redeemed - net	-	(32,680)	-	(7,309)
Net income for the period before taxation	15,527	33,969	7,498	66,834
Taxation	-	-	-	-
Net income for the period after taxation	15,527	33,969	7,498	66,834
Allocation of net income for the period				
Net income for the period after taxation	15,527		7,498	
Income already paid on units redeemed	(4,136)		(2,204)	
	11,391		5,294	
Accounting income available for distribution				
- Relating to capital gains	-		-	
- Excluding capital gains	11,391		5,294	
	11,391		11,391	


Earnings per unit - EPU

EPU has not been disclosed as in the opinion of management determination of weighted average units for calculating EPU is not practicable for open end funds.

We will be sending you 200 copies of printed accounts for distribution amongst the members of the Exchange in due course of time.

Yours truly


Hamza Saboor
Chief Financial Officer


Naveed ul Islam
Company Secretary

AWT INVESTMENTS LIMITED

Rawalpindi: 2nd Floor, AWT Plaza, Mall Road. : +92-51-9272379
Karachi : 3rd Floor, Horizon Vista, Block 4, Clifton 5. : +92-21-38658883
Lahore : 2nd Floor, AGI, Awami Complex, Garden Town : +92-21-38658883