



ABL Asset Management

Ref. No. ABL AMC/PSX/Co. Sec./01
February 19, 2018

The General Manager
Pakistan Stock Exchange Limited
Stock Exchange Building
Stock Exchange Road
Karachi

**Financial Results of ABL Government Securities Fund (ABL - GSF)
For the Half Year Ended December 31, 2017**

Dear Sir

We are pleased to inform you that the Board of Directors of ABL Asset Management Company Limited (ABL AMCL), the Management Company of ABL Government Securities Fund (ABL-GSF), in their meeting held on Monday, February 19, 2018 at 11:00 a.m. at ABL's Board Room, situated at 1st Floor Allied Bank Head Office, 3-Tipu Block New Garden Town, Lahore, has approved this condensed interim financial statements (un-audited) of ABL Government Securities Fund (ABL-GSF) for the Half Year Ended December 31, 2017 and recommended the following.


- | | | |
|-------|--|---------|
| i) | Cash dividend | Rs. Nil |
| ii) | Bonus issue | Nil |
| iii) | Right issue | Nil |
| iv) | The financial results of the ABL Government Securities Fund are as follows: | |

The financial results of the Company are annexed as per 'Annexure A'.

We will be sending you 200 copies of printed Accounts for distribution amongst the members of the Exchange in due course of time. This condensed interim financial statements (un-audited) of ABL Government Securities Fund can be accessed through ABL AMCL's website i.e. www.ablamc.com.

Yours truly

For ABL Asset Management Company Limited


Saqib Matin
Company Secretary

44.

**ABL GOVERNMENT SECURITIES FUND
CONDENSED INTERIM INCOME STATEMENT (UN-AUDITED)
FOR THE HALF YEAR AND QUARTER ENDED DECEMBER 31, 2017**

Annexure 'A'

	For the half year ended December 31,		For the quarter ended December 31,	
	2017	2016	2017	2016
Note -----(Rupees in '000)-----				
INCOME				
Capital gain / (loss) on sale of investments - net	717	(23,148)	605	(16,804)
Income from government securities	37,711	205,328	20,715	92,814
Income from term deposit receipts	12,069	9,535	4,233	9,535
Income from letters of placement	-	3,492	-	2,811
Income from term finance certificates and sukuk	13,539	780	6,501	222
Profit on balances with banks - savings accounts	31,326	56,372	17,162	19,893
	95,982	252,339	49,116	108,971
Unrealised appreciation / (diminution) on re-measurement of investments classified as 'financial assets at fair value through profit or loss' - net	5.5	1,559	(2,132)	(101)
	97,521	250,207	49,015	109,550
EXPENSES				
Remuneration of ABL Asset Management Company Limited - Management Company	6.1	18,493	54,810	9,490
Punjab / Sindh sales tax on remuneration of the Management Company	6.2	2,834	7,125	1,518
Accounting and operational charges	6.4	1,477	4,375	759
Remuneration of the Central Depository Company of Pakistan Limited - Trustee		1,488	3,867	759
Sindh sales tax on remuneration of the Trustee		194	477	99
Annual fee to the Securities and Exchange Commission of Pakistan Limited		1,110	3,289	570
Brokerage and other transaction costs		148	1,184	59
Bank charges		74	134	35
Auditors' remuneration		281	270	179
Amortisation of preliminary expenses and floatation costs		-	414	-
Printing charges		189	147	101
Listing fee		18	28	11
Annual rating fee		129	129	64
Total expenses		28,433	76,049	13,644
Net income for the period before element of income and capital gains included in the prices of units issued less those in units redeemed - net		71,088	174,158	35,371
Element of (loss) / income and capital gains / (losses) included in prices of units issued less those in units redeemed - net	3.2	-	(56,705)	-
Net income for the period before taxation		71,088	117,453	35,371
Taxation	9	-	-	-
Net income for the period after taxation		71,088	117,453	35,371
Other comprehensive income for the period		-	-	-
Total comprehensive income for the period		71,088	117,453	35,371
Earnings per unit	10			
Allocation of net income for the period:				
Net income for the period after taxation		71,088	117,453	35,371
Income already paid on units redeemed		(7,256)	-	749
		63,832	117,453	36,120
Accounting income available for distribution:				
-Relating to capital gains		717	605	
-Excluding capital gains		63,115	35,615	
		63,832	36,120	

The annexed notes 1 to 15 form an integral part of this condensed interim financial information.

AA S

For ABL Asset Management Company Limited
(Management Company)

Chief Financial Officer

Chief Executive Officer

Director

U.S.

Sp



ABL Asset Management

Ref. No. ABL AMC/PSX/Co. Sec./02
February 19, 2018

The General Manager
Pakistan Stock Exchange Limited
Stock Exchange Building
Stock Exchange Road
Karachi

Financial Results of ABL Cash Fund (ABL - CF)
For the Half Year Ended December 31, 2017

Dear Sir

We are pleased to inform you that the Board of Directors of ABL Asset Management Company Limited (ABL AMCL), the Management Company of ABL Cash Fund (ABL-CF), in their meeting held on Monday, February 19, 2018 at 11:00 a.m. at ABL's Board Room, situated at 1st Floor Allied Bank Head Office, 3-Tipu Block New Garden Town, Lahore, has approved this condensed interim financial statements (un-audited) of ABL Cash Fund (ABL-CF) for the Half Year Ended December 31, 2017 and recommended the following.


- | | | |
|-------|---|---------|
| i) | Cash dividend | Rs. Nil |
| ii) | Bonus issue | Nil |
| iii) | Right issue | Nil |
| iv) | The financial results of the ABL Cash Fund are as follows: | |

The financial results of the Company are annexed as per 'Annexure A'.

We will be sending you 200 copies of printed Accounts for distribution amongst the members of the Exchange in due course of time. This condensed interim financial statements (un-audited) of ABL Cash Fund can be accessed through ABL AMCL's website i.e. www.ablamc.com.

Yours truly

For ABL Asset Management Company Limited


Saqib Matin
Company Secretary

Md

**ABL CASH FUND
CONDENSED INTERIM INCOME STATEMENT (UN-AUDITED)
FOR THE HALF YEAR & QUARTER ENDED DECEMBER 31, 2017**

Annexure 'A'

	For the half year ended December 31, 2017		For the quarter ended December 31, 2016		
	2017	2016	2017	2016	
Note(Rupees in '000).....					
INCOME					
Gain / (loss) on sale of Government securities - net	456	(83)	512	(62)	
Income from Government securities	67,014	24,545	39,608	19,970	
Income from term deposit receipts	61,120	2,493	39,773	2,493	
Income from commercial paper	2,691	-	771	-	
Income from letters of placement	788	2,896	-	2,880	
Profit on balances with banks - savings accounts	293,933	97,765	145,176	45,088	
Total income	416,002	127,616	225,740	70,369	
EXPENSES					
Remuneration of ABL Asset Management Company Limited - Management Company	6.1	48,604	18,746	26,361	10,810
Punjab / Sindh Sales Tax on remuneration of Management Company	6.2	7,662	2,437	4,218	1,382
Accounting and operational charges	6.4	6,477	1,870	3,513	1,078
Remuneration of Central Depository Company of Pakistan Limited - Trustee		5,010	1,784	2,675	1,000
Sindh Sales Tax on remuneration of Trustee		651	232	348	129
Annual fee to the Securities and Exchange Commission of Pakistan		4,859	1,406	2,636	811
Brokerage and securities transaction costs		15	108	11	85
Bank charges		161	93	53	49
Auditors' remuneration		271	280	160	172
Legal and professional charges		73	-	73	-
Printing charges		101	141	61	91
Listing fee		21	29	14	15
Annual rating fee		115	117	58	60
Total expenses		74,020	27,243	40,171	15,682
Net income for the period before element of income / (loss) and capital gains / (losses) included in prices of units issued less those in units redeemed - net		341,982	100,373	185,569	54,687
Element of income / (loss) and capital gains / (losses) included in prices of units issued less those in units redeemed - net	3.2	-	44,967	-	35,341
Net income for the period before taxation		341,982	145,340	185,569	90,028
Taxation	9	-	-	-	-
Net income for the period after taxation		341,982	145,340	185,569	90,028
Other comprehensive income for the period		-	-	-	-
Total comprehensive income for the period		341,982	145,340	185,569	90,028
Earnings per unit	10				
Allocation of net income for the period:					
Net income for the period after taxation		341,982	145,340	185,569	90,028
Income already paid on units redeemed		(124,747)	-	(81,188)	-
		217,235	145,340	104,381	90,028
Accounting income available for distribution:					
-Relating to capital gains		456		512	
-Excluding capital gains		216,779		103,869	
		217,235		104,381	

The annexed notes 1 to 15 form an integral part of this condensed interim financial information.

For ABL Asset Management Company Limited
(Management Company)

Chief Financial Officer

Chief Executive Officer

Director

Handwritten signatures and initials.



Ref. No. ABL AMC/PSX/Co. Sec./03
February 19, 2018

The General Manager
Pakistan Stock Exchange Limited
Stock Exchange Building
Stock Exchange Road
Karachi

Financial Results of ABL Income Fund (ABL - IF)
For the Half Year Ended December 31, 2017

Dear Sir

We are pleased to inform you that the Board of Directors of ABL Asset Management Company Limited (ABL AMCL), the Management Company of ABL Income Fund (ABL-IF), in their meeting held on Monday, February 19, 2018 at 11:00 a.m. at ABL's Board Room, situated at 1st Floor Allied Bank Head Office, 3-Tipu Block New Garden Town, Lahore, has approved this condensed interim financial statements (un-audited) of ABL Income Fund (ABL-IF) for the Half Year Ended December 31, 2017 and recommended the following.


- | | |
|---|---------|
| i) Cash dividend | Rs. Nil |
| ii) Bonus issue | Nil |
| iii) Right issue | Nil |
| iv) The financial results of the ABL Income Fund are as follows: | |

The financial results of the Company are annexed as per 'Annexure A'.

We will be sending you 200 copies of printed Accounts for distribution amongst the members of the Exchange in due course of time. This condensed interim financial statements (un-audited) of ABL Income Fund can be accessed through ABL AMCL's website i.e. www.ablamc.com.

Yours truly

For ABL Asset Management Company Limited


Saqib Matin
Company Secretary



Head Office: Plot/ Building # 14, Main Boulevard, DHA Phase VI, Lahore-54810, Pakistan
Phone: (042)32305000 Fax: (042)32305027
Karachi Office: 11-B, Lalazar, M.T Khan Road, Karachi-74500, Pakistan
Phone: (021)99207411 Fax: (021)99207409.

ABL INCOME FUND
CONDENSED INTERIM INCOME STATEMENT (UN-AUDITED)
FOR THE HALF YEAR AND QUARTER ENDED DECEMBER 31, 2017

	Note	For the half year ended December 31,		For the quarter ended December 31,	
		2017	2016	2017	2016
INCOME					
Gain / (loss) on sale of investments - net		490	(24,744)	1,465	(24,040)
Income from government securities		6,435	18,902	4,513	8,577
Income from term deposit receipts		11,700	7,466	6,233	2,840
Income from letters of placement		-	2,460	-	2,191
Income from term finance certificates / sukuk certificates		42,556	34,487	42,556	15,077
Profit on balances with banks - savings account		82,666	49,974	40,978	22,997
Dividend income		-	26,699	-	14,663
Other income		804	258	153	258
		144,660	115,502	95,698	42,547
Unrealised (diminution) / appreciation on re-measurement of investments classified as 'financial assets at fair value through profit or loss' - net	5.6	(722)	20,912	(150)	19,788
Unrealised loss on revaluation of future contracts - net		-	(3,393)	-	(5,483)
Total income		143,938	133,021	95,748	56,832
EXPENSES					
Remuneration of ABL Asset Management Company Limited - Management Company	6.1	32,427	28,489	16,311	13,320
Punjab / Sindh sales tax on the Management Company's remuneration	6.2	5,064	3,704	2,609	1,732
Accounting and operational charges	6.4	2,161	1,899	1,087	888
Remuneration of Central Depository Company of Pakistan Limited - Trustee		2,266	2,043	1,139	969
Sindh sales tax on remuneration of the Trustee		295	266	148	126
Annual fee to the Securities and Exchange Commission of Pakistan Limited		1,821	1,424	815	666
Brokerage, securities transaction cost and other charges		246	3,515	6	1,212
Bank charges		67	91	26	73
Auditors' remuneration		199	244	101	147
Printing charges		191	151	114	88
Listing fee		14	28	7	14
Annual rating fee		148	149	74	75
Other expenses		173	1,086	173	1,066
Total expenses		44,872	43,089	22,610	20,396
Net income for the period before element of income / (loss) and capital gains / (losses) included in the prices of units issued less those in units redeemed - net		99,066	89,932	73,138	36,436
Element of income / (loss) and capital gains / (losses) included in the prices of units issued less those in units redeemed - net	3.2	-	1,126	-	2,028
Net income for the period before taxation		99,066	91,057	73,138	38,464
Taxation	9	-	-	-	-
Net income for the period after taxation		99,066	91,057	73,138	38,464
Earnings per unit	10				
Allocation of net income for the period:					
Net income for the period after taxation		99,066	91,057	73,138	38,464
Income already paid on units redeemed		(22,523)	-	(13,030)	-
		76,543	91,057	60,108	38,464
Accounting income available for distribution:					
-Relating to capital gains		490	-	1,465	-
-Excluding capital gains		76,053	-	58,643	-
		76,543		60,108	

The annexed notes 1 to 15 form an integral part of this condensed interim financial information.

For ABL Asset Management Company Limited
(Management Company)

Chief Financial Officer

Chief Executive Officer

Director



ABL Asset Management

Ref. No. ABL AMC/PSX/Co. Sec./04
February 19, 2018

The General Manager
Pakistan Stock Exchange Limited
Stock Exchange Building
Stock Exchange Road
Karachi

Financial Results of ABL Islamic Income Fund (ABL - IIF)
For the Half Year Ended December 31, 2017

Dear Sir

We are pleased to inform you that the Board of Directors of ABL Asset Management Company Limited (ABL AMCL), the Management Company of ABL Islamic Income Fund (ABL-IIF), in their meeting held on Monday, February 19, 2018 at 11:00 a.m. at ABL's Board Room, situated at 1st Floor Allied Bank Head Office, 3-Tipu Block New Garden Town, Lahore, has approved this condensed interim financial statements (un-audited) of ABL Islamic Income Fund (ABL-IIF) for the Half Year Ended December 31, 2017 and recommended the following.


- | | |
|--|---------|
| i) Cash dividend | Rs. Nil |
| ii) Bonus issue | Nil |
| iii) Right issue | Nil |
| iv) The financial results of the ABL Islamic Income Fund are as follows: | |


The financial results of the Company are annexed as per 'Annexure A'.

We will be sending you 200 copies of printed Accounts for distribution amongst the members of the Exchange in due course of time. This condensed interim financial statements (un-audited) of ABL Islamic Income Fund can be accessed through ABL AMCL's website i.e. www.ablamc.com.

Yours truly

For ABL Asset Management Company Limited


Saqib Matin
Company Secretary


Head Office: Plot/ Building # 14, Main Boulevard, DHA Phase VI, Lahore-54810, Pakistan
Phone: (042)32305000 Fax: (042)32305027
Karachi Office: 11-B, Lalazar, M.T Khan Road, Karachi-74500, Pakistan
Phone: (021)99207411 Fax: (021)99207409.

ANNEXURE 'A'

ABL ISLAMIC INCOME FUND
CONDENSED INTERIM INCOME STATEMENT (UN-AUDITED)
FOR THE HALF YEAR AND QUARTER ENDED DECEMBER 31, 2017

	For the half year ended December 31, 2017	For the half year ended December 31, 2016	For the quarter ended December 31, 2017	For the quarter ended December 31, 2016
Note Rupees in '000				
INCOME				
Profit on deposits with banks	111,811	71,084	67,199	46,422
Income from term deposit receipts	17,517	8,874	8,568	3,766
Income from sukuk	39,674	45,915	20,154	20,392
	168,902	123,873	96,921	70,610
Capital (loss) / gain on sale of government securities - net	(2,518)	9,290	107	5,046
Unrealised (diminution) / appreciation on re-measurement of investments classified as financial assets at fair value through profit or loss - net	(597)	21,273	1,760	16,801
	(3,115)	30,563	1,867	21,647
Total Income	166,787	154,436	97,778	92,257
EXPENSES				
Remuneration of ABL Asset Management Company Limited- Management Company	28,705	20,408	16,988	11,698
Punjab / Sindh sales tax on remuneration of Management Company	4,495	2,853	2,558	1,521
Reimbursement of operational expenses to the Management Company	2,880	2,043	1,603	1,172
Remuneration of Central Depository Company of Pakistan Limited - Trustee	2,811	2,163	1,522	1,200
Sindh sales tax on remuneration of Trustee	367	283	199	158
Annual fee - Securities and Exchange Commission of Pakistan	2,153	1,531	1,199	879
Auditors' remuneration	252	272	149	170
Printing charges	176	151	88	96
Annual rating fee	117	117	89	80
Listing fee	18	28	11	14
Shariah advisory fee	237	202	118	140
Bank and settlement charges	118	73	40	45
Brokerage and securities transaction cost	64	589	32	348
Total operating expenses	42,393	30,593	23,666	17,508
Net Income for the period from operating activities	123,394	123,843	74,212	74,749
Element of income / (loss) and capital gains / (losses) included in the prices of units issued less those in units redeemed - net	-	4,903	-	(10,491)
Reversal of provision for SWWW	335	-	-	-
Net income for the period before taxation	123,729	128,746	74,212	64,258
Taxation	-	-	-	-
Net income for the period after taxation	123,729	128,746	74,212	64,258
Allocation of Net Income for the period:				
Net income for the period after taxation	123,729	128,746	74,212	64,258
Income already paid on units redeemed	(17,454)	-	(12,668)	-
	106,275	128,746	61,544	64,258
Accounting Income available for distribution:				
-Relating to capital gains	(3,801)	-	1,409	-
-Excluding capital gains	110,157	-	60,135	-
	106,275	-	61,544	-
Earnings per unit				

10

The annexed notes 1 to 15 form an integral part of this condensed interim financial information.

D/M

For ABL Asset Management Company Limited
(Management Company)

Chief Financial Officer

Chief Executive Officer

Director

Utd.



ABL Asset Management

Ref. No. ABL AMC/PSX/Co. Sec./ 05
February 19, 2018

The General Manager
Pakistan Stock Exchange Limited
Stock Exchange Building
Stock Exchange Road
Karachi

Financial Results of ABL Islamic Stock Fund (ABL - ISF)
For the Half Year Ended December 31, 2017

Dear Sir

We are pleased to inform you that the Board of Directors of ABL Asset Management Company Limited (ABL AMCL), the Management Company of ABL Islamic Stock Fund (ABL-ISF), in their meeting held on Monday, February 19, 2018 at 11:00 a.m. at ABL's Board Room, situated at 1st Floor Allied Bank Head Office, 3-Tipu Block New Garden Town, Lahore, has approved this condensed interim financial statements (un-audited) of ABL Islamic Stock Fund (ABL-ISF) for the Half Year Ended December 31, 2017 and recommended the following.

- | | | |
|-------|--|---------|
| i) | Cash dividend | Rs. Nil |
| ii) | Bonus issue | Nil |
| iii) | Right issue | Nil |
| iv) | The financial results of the ABL Islamic Stock Fund are as follows: | |

The financial results of the Company are annexed as per 'Annexure A'.

We will be sending you 200 copies of printed Accounts for distribution amongst the members of the Exchange in due course of time. This condensed interim financial statements (un-audited) of ABL Islamic Stock Fund can be accessed through ABL AMCL's website i.e. www.ablamc.com.

Yours truly

For ABL Asset Management Company Limited


Saqib Matin
Company Secretary



ANNEXURE A

ABL ISLAMIC STOCK FUND
CONDENSED INTERIM STATEMENT OF ASSETS AND LIABILITIES
AS AT DECEMBER 31, 2017

		(Un-audited) December 31, 2017	(Audited) June 30, 2017
	Note	Rupees in '000	
ASSETS			
Balances with banks	4	430,341	425,919
Investments	5	1,928,655	3,224,917
Dividend and other receivables		22,072	18,646
Listing fee prepaid		17	-
Security deposits		2,000	2,600
Receivable against sale of investments		17,097	-
Preliminary expenses and floatation costs		442	948
Total assets		2,410,424	3,672,928
LIABILITIES			
Payable to ABL Asset Management Company Limited - Management Company	6	30,485	44,622
Payable to the MCB Financial Services Limited - Trustee		163	207
Payable to the Securities and Exchange Commission of Pakistan		1,230	2,930
Payable against purchase of investments		-	33,493
Dividend payable		-	8,225
Advance against issuance of units		-	2,434
Accrued expenses and other liabilities	7	31,705	36,838
Payable against redemption of units		11,423	-
Total liabilities		84,015	128,758
NET ASSETS		2,326,409	3,544,170
UNIT HOLDERS' FUND (AS PER STATEMENT ATTACHED)		2,326,409	3,544,170
CONTINGENCIES AND COMMITMENTS			
	8	----- Number of units -----	
NUMBER OF UNITS IN ISSUE		162,089,810	204,693,106
		----- Rupees -----	
NET ASSET VALUE PER UNIT		14.3626	17.3146
FACE VALUE PER UNIT		10.0000	10.0000

The annexed notes 1 to 15 form an integral part of this condensed interim financial information.

AA
Co

For ABL Asset Management Company Limited
(Management Company)

Chief Financial Officer

Chief Executive Officer

Director

LM

LM



Ref. No. ABL AMC/PSX/Co. Sec./06
February 19, 2018

The General Manager
Pakistan Stock Exchange Limited
Stock Exchange Building
Stock Exchange Road
Karachi

Financial Results of ABL Stock Fund (ABL - SF)
For the Half Year Ended December 31, 2017

Dear Sir

We are pleased to inform you that the Board of Directors of ABL Asset Management Company Limited (ABL AMCL), the Management Company of ABL Stock Fund (ABL-SF), in their meeting held on Monday, February 19, 2018 at 11:00 a.m. at ABL's Board Room, situated at 1st Floor Allied Bank Head Office, 3-Tipu Block New Garden Town, Lahore, has approved this condensed interim financial statements (un-audited) of ABL Stock Fund (ABL-SF) for the Half Year Ended December 31, 2017 and recommended the following.


- | | | |
|-------|--|---------|
| i) | Cash dividend | Rs. Nil |
| ii) | Bonus issue | Nil |
| iii) | Right issue | Nil |
| iv) | The financial results of the ABL Stock Fund are as follows: | |

The financial results of the Company are annexed as per 'Annexure A'.

We will be sending you 200 copies of printed Accounts for distribution amongst the members of the Exchange in due course of time. This condensed interim financial statements (un-audited) of ABL Stock Fund can be accessed through ABL AMCL's website i.e. www.ablamc.com.

Yours truly

For ABL Asset Management Company Limited


Saqib Maqsood
Company Secretary

44

Head Office: Plot/ Building # 14, Main Boulevard, DHA Phase VI, Lahore-54810, Pakistan
Phone: (042)32305000 Fax: (042)32305027
Karachi Office: 11-B, Lalazar, M.T Khan Road, Karachi-74500, Pakistan
Phone: (021)99207411 Fax: (021)99207409.

ABL STOCK FUND
CONDENSED INTERIM INCOME STATEMENT (UN-AUDITED)
FOR THE HALF YEAR AND QUARTER ENDED DECEMBER 31, 2017

	Note	For the half year ended December 31,		For the quarter ended December 31,	
		2017	2016	2017	2016
----- Rupees in '000 -----					
INCOME					
(Loss) / gain on sale of investments - net		(670,737)	294,037	(456,736)	163,563
Income from Government securities - net		1,983	1,524	-	1,016
Profit on balances with banks - savings accounts		23,318	10,613	12,019	6,709
Dividend income		180,115	111,388	131,479	74,724
Other income		3,046	-	-	-
		(462,275)	417,562	(313,238)	245,011
Unrealised (diminution) / appreciation on remeasurement of investments classified as financial assets at fair value through profit or loss - net	5.3	(884,169)	983,047	(55,937)	731,923
Total (loss) / Income		(1,346,444)	1,400,609	(369,175)	976,934
EXPENSES					
Remuneration of ABL Asset Management Company Limited - Management Company		69,213	46,454	32,344	26,398
Punjab / Sindh sales tax on remuneration of the Management Company	6.2	10,631	6,039	5,176	3,432
Accounting and operational charges		3,466	2,348	1,820	1,348
Selling and marketing expense		13,863	-	6,478	-
Remuneration of Central Depository Company of Pakistan Limited- Trustee		3,965	2,827	1,870	1,572
Sindh sales tax on remuneration of Trustee		515	367	243	204
Annual fee to the Securities and Exchange Commission of Pakistan		3,288	2,234	1,537	1,281
Brokerage, securities transaction costs and other charges		8,899	9,293	4,019	4,357
Legal and professional fee		13	-	13	-
Auditors' remuneration		306	313	185	192
Printing charges		202	120	101	82
Listing fee		21	28	14	14
Settlement and bank charges		1,504	988	943	546
Total expenses		115,886	71,011	54,543	39,424
Net (loss) / income for the period before element of income and capital gain included in the prices of units issued less those in units redeemed -		(1,462,330)	1,329,598	(423,718)	937,510
Element of income / (loss) and capital gains / (losses) included in the prices of units issued less those in units redeemed - net	3.2	-	208,962	-	(75,466)
Net (loss) / income for the period before taxation		(1,462,330)	1,538,560	(423,718)	862,044
Taxation	9	-	-	-	-
Net (loss) / income for the period after taxation		(1,462,330)	1,538,560	(423,718)	862,044
(Loss) / earning per unit	10				
Allocation of net (loss) / income for the period					
Net (loss) / income for the period after taxation		(1,462,330)	1,538,560	(423,718)	862,044
Income already paid on units redeemed		-	-	-	-
		(1,462,330)	1,538,560	(423,718)	862,044
Accounting income available for distribution:					
-Relating to capital gains		-	-	-	-
-Excluding capital gains		-	-	-	-

The annexed notes 1 to 15 form an integral part of this condensed interim financial information.

AA
G

For ABL Asset Management Company Limited
(Management Company)

Chief Financial Officer

Chief Executive Officer

Director

U.H.



ABL Asset Management

Ref. No. ABL AMC/PSX/Co. Sec./07
February 19, 2018

The General Manager
Pakistan Stock Exchange Limited
Stock Exchange Building
Stock Exchange Road
Karachi

Financial Results of ABL Financial Planning Fund (ABL - FPF)
For the Half Year Ended December 31, 2017

Dear Sir

We are pleased to inform you that the Board of Directors of ABL Asset Management Company Limited (ABL AMCL), the Management Company of ABL Financial Planning Fund (ABL-FPF), in their meeting held on Monday, February 19, 2018 at 11:00 a.m. at ABL's Board Room, situated at 1st Floor Allied Bank Head Office, 3-Tipu Block New Garden Town, Lahore, has approved this condensed interim financial statements (un-audited) of ABL Financial Planning Fund (ABL-FPF) for the Half Year Ended December 31, 2017 and recommended the following.

- | | |
|---|---------|
| i) Cash dividend | Rs. Nil |
| ii) Bonus issue | Nil |
| iii) Right issue | Nil |
| iv) The financial results of the ABL Financial Planning Fund are as follows: | |

The financial results of the Company are annexed as per 'Annexure A'.

We will be sending you 200 copies of printed Accounts for distribution amongst the members of the Exchange in due course of time. This condensed interim financial statements (un-audited) of ABL Financial Planning fund can be accessed through ABL AMCL's website i.e. www.ablamc.com.

Yours truly

For ABL Asset Management Company Limited


Saqib Matin
Company Secretary

Uhl.

ABL FINANCIAL PLANNING FUND
CONDENSED INTERIM INCOME STATEMENT (UN-AUDITED)
FOR THE HALF YEAR ENDED DECEMBER 31, 2017

For the half year ended December 31, 2017				
	Active Allocation Plan	Conservative Allocation Plan	Strategic Allocation Plan	Total
Note	Rupees			
INCOME				
Profit on deposits with banks	314,691	139,667	106,661	600,909
Contingent loan income	-	-	237,022	237,022
Dividend income	6,119,126	666,709	1,341,339	8,026,174
	<u>6,433,717</u>	<u>706,666</u>	<u>1,684,912</u>	<u>8,824,195</u>
Capital gain / (loss) on sale of investments - net	(22,021,911)	(1,029,093)	(20,391,004)	(43,442,008)
Unrealised gain on re-measurement of investments at "fair value through profit or loss - held for trading" - net	(95,891,380)	(4,962,868)	(11,474,165)	(112,328,393)
5.1.1	<u>(117,913,291)</u>	<u>(6,991,961)</u>	<u>(31,866,169)</u>	<u>(165,770,401)</u>
Total Income	<u>(111,479,674)</u>	<u>(6,286,385)</u>	<u>(30,180,247)</u>	<u>(146,040,206)</u>
EXPENSES				
Remuneration of ABL Asset Management Company Limited - Management Company	46,883	22,611	17,996	87,489
Punjab sales tax on remuneration of the Management Company	6,942	3,430	2,789	13,161
Reimbursement of operational expenses to the Management Company	368,368	146,096	436,898	950,360
Remuneration of MCB Financial Services Limited - Trustee	288,714	114,332	341,416	744,462
Sindh sales tax on remuneration of Trustee	37,636	14,864	44,386	90,704
Annual fee - Securities and Exchange Commission of Pakistan	360,413	136,778	414,278	903,469
Auditors' remuneration	64,241	23,987	68,961	146,189
Amortization of preliminary expenses and floatation costs	66,646	219,440	-	286,086
Printing charges	72,692	32,263	96,790	201,645
Listing fee	6,100	1,941	6,822	13,863
Annual Credit Line Facility Fee	68,961	22,413	81,030	172,404
Bank and settlement charges	14,718	21,872	6,734	42,324
Legal and professional charges	69,201	25,440	76,902	171,543
Total operating expenses	<u>1,450,214</u>	<u>786,467</u>	<u>1,591,996</u>	<u>3,828,679</u>
Net (loss) for the period from operations	<u>(112,929,788)</u>	<u>(6,072,862)</u>	<u>(31,772,246)</u>	<u>(160,774,866)</u>
Reversal of provision for Sindh Workers' Welfare Fund	(56,406)	(2,189)	-	(57,595)
Net (loss) for the period before taxation	<u>(112,874,382)</u>	<u>(6,070,003)</u>	<u>(31,772,246)</u>	<u>(160,717,290)</u>
Taxation	-	-	-	-
11	<u>(112,874,382)</u>	<u>(6,070,003)</u>	<u>(31,772,246)</u>	<u>(160,717,290)</u>
Net (loss) for the period after taxation	<u>(112,874,382)</u>	<u>(6,070,003)</u>	<u>(31,772,246)</u>	<u>(160,717,290)</u>
Earnings per unit	-	-	-	-
12	<u>(112,874,382)</u>	<u>(6,070,003)</u>	<u>(31,772,246)</u>	<u>(160,717,290)</u>
Allocation of Net loss for the period:				
Net income for the period after taxation	-	-	-	-
Income already paid on units redeemed	-	-	-	-
Accounting Income / (loss) available for distribution:				
- Relating to capital gains	-	-	-	-
- Excluding capital gains	-	-	-	-
Accounting Income / (loss) available for distribution	<u>(112,874,382)</u>	<u>(6,070,003)</u>	<u>(31,772,246)</u>	<u>(160,717,290)</u>

The annexed notes 1 to 17 form an integral part of this condensed interim financial information.

For ABL Asset Management Company Limited
(Management Company)

Chief Financial Officer

Chief Executive Officer

Director

[Handwritten signatures]

[Handwritten mark]

**ABL FINANCIAL PLANNING FUND
CONDENSED INTERIM STATEMENT OF COMPREHENSIVE INCOME (UN-AUDITED)
FOR THE HALF YEAR ENDED DECEMBER 31, 2017**

	For the half year ended December 31, 2017			Total
	Active Allocation Plan	Conservative Allocation Plan	Strategic Allocation Plan	
Net (loss) for the period after taxation	(112,874,382)	(8,070,663)	(31,772,246)	(160,717,290)
Other comprehensive income for the period	-	-	-	-
Total comprehensive loss for the period	(112,874,382)	(8,070,663)	(31,772,246)	(160,717,290)

The annexed notes 1 to 17 form an integral part of this condensed interim financial information.

DJK

For ABL Asset Management Company Limited
(Management Company)

Chief Financial Officer

Chief Executive Officer

Director

fi

ABL FINANCIAL PLANNING FUND
CONDENSED INTERIM INCOME STATEMENT (UN-AUDITED)
FOR THE HALF YEAR ENDED DECEMBER 31, 2017

For the quarter ended December 31, 2017				
	Active Allocation Plan	Conservative Allocation Plan	Strategic Allocation Plan	Total
Note				
Rupees				
INCOME				
Profit on deposits with banks	72,410	60,776	40,216	102,401
Dividend Income	-	-	-	-
Contingent load income	-	-	76,045	76,045
	<u>72,410</u>	<u>60,776</u>	<u>124,861</u>	<u>258,046</u>
Capital gain / loss on sale of investments - net	(8,010,000)	(858,850)	687,004	(8,317,247)
Unrealized gain on re-measurement of investments at * fair value through profit or loss - held for trading - net	5.1.1 (21,104,057)	185,408	(1,001,306)	(22,840,830)
	<u>(29,181,648)</u>	<u>(873,064)</u>	<u>(1,303,373)</u>	<u>(31,158,086)</u>
Total Income	<u>(29,109,238)</u>	<u>(612,288)</u>	<u>(1,178,512)</u>	<u>(30,900,039)</u>
EXPENSES				
Remuneration of ABL Asset Management Company Limited - Management Company	13,004	10,881	8,018	33,403
Punjab sales tax on remuneration of the Management Company	2,185	1,732	1,427	5,344
Reimbursement of operational expenses to the Management Company	187,348	69,388	214,812	451,828
Remuneration of MCB Financial Services Limited - Trustee	132,269	54,600	169,776	356,845
Sindh sales tax on remuneration of Trustee	17,195	7,124	22,071	46,391
Annual fee - Securities and Exchange Commission of Pakistan	159,121	85,939	204,302	429,362
Auditors' remuneration	26,230	11,494	38,370	73,004
Amortization of preliminary expenses and floatation costs	32,773	100,720	-	142,493
Printing charges	33,271	16,131	51,420	100,822
Listing fee	3,050	971	2,911	6,931
Legal & Professional Charges	-	-	-	-
Annual Credit Line Facility Fee	34,481	11,207	40,516	86,202
Bank and settlement charges	6,242	8,978	4,397	20,016
Total operating expenses	<u>626,829</u>	<u>369,345</u>	<u>757,018</u>	<u>1,753,192</u>
Net (loss) for the period before taxation	<u>(29,736,067)</u>	<u>(981,634)</u>	<u>(1,935,530)</u>	<u>(32,653,231)</u>
Taxation	11 -	-	-	-
Net (loss) for the period after taxation	<u>(29,736,067)</u>	<u>(981,634)</u>	<u>(1,935,530)</u>	<u>(32,653,231)</u>
Earnings per unit	12			
Allocation of Net (loss) for the period:				
Net income for the period after taxation	-	-	-	-
Income already paid on units redeemed	-	-	-	-
Accounting Income available for distribution:				
- Relating to capital gains	-	-	-	-
- Excluding capital gains	-	-	-	-
Accounting Income / (loss) available for distribution	<u>-</u>	<u>-</u>	<u>-</u>	<u>-</u>

DYA

The annexed notes 1 to 17 form an integral part of this condensed interim financial information.

For ABL Asset Management Company Limited
(Management Company)

Chief Financial Officer

Chief Executive Officer

Director

W

**ABL FINANCIAL PLANNING FUND
CONDENSED INTERIM STATEMENT OF COMPREHENSIVE INCOME (UN-AUDITED)
FOR THE HALF YEAR ENDED DECEMBER 31, 2017**

	For the quarter ended December 31, 2017			
	Active Allocation Plan	Conservative Allocation Plan	Strategic Allocation Plan	Total
	Rupees			
Net loss for the period after taxation	(20,730,007)	(881,834)	(1,935,530)	(32,653,231)
Other comprehensive income for the period	-	-	-	-
Total comprehensive loss for the period	(20,730,007)	(881,834)	(1,935,530)	(32,653,231)

The annexed notes 1 to 17 form an integral part of this condensed interim financial information.

DYA

For ABL Asset Management Company Limited
(Management Company)

Chief Financial Officer

Chief Executive Officer

Director

Li

ABL FINANCIAL PLANNING FUND
CONDENSED INTERIM INCOME STATEMENT (UN-AUDITED)
FOR THE HALF YEAR ENDED DECEMBER 31, 2017

	For the half year ended December 31, 2016		For the period from December 19, 2016 to December 31, 2016	
	Active Allocation Plan	Conservative Allocation Plan	Strategic Allocation Plan	Total
Note ----- Rupees -----				
INCOME				
Profit on deposits with banks	105,047	60,361	1,176,833	1,351,141
Capital gain on sale of Investments - net	2,153,044	15,700,288	-	17,853,032
Dividend Income	928,011	788,043	-	1,716,054
	<u>3,187,602</u>	<u>16,557,692</u>	<u>1,176,833</u>	<u>20,921,127</u>
Unrealised gain / (loss) on re-measurement of investments at "fair value through profit or loss - held for trading" - net	91,070,039	9,037,165	-	101,013,204
Total Income	<u>95,163,641</u>	<u>26,494,857</u>	<u>1,176,833</u>	<u>122,834,331</u>
EXPENSES				
Remuneration of MCB Financial Services Limited - Trustee	221,954	186,738	3,414	411,100
Sindh sales tax on remuneration of Trustee	20,054	24,140	444	53,444
Annual fee - Securities and Exchange Commission of Pakistan	235,141	198,422	4,120	435,689
Auditors' remuneration	61,104	51,880	1,022	134,000
Amortization of preliminary expenses and floatation costs	65,320	218,776	-	284,090
Printing charges	63,760	77,143	426	141,335
Listing fee	9,846	10,254	-	20,100
Bank and settlement charges	10,564	3,708	6,249	20,541
Total operating expenses	<u>716,569</u>	<u>768,067</u>	<u>15,681</u>	<u>1,500,317</u>
Net Income for the period from operating activities	<u>94,447,072</u>	<u>25,726,790</u>	<u>1,160,152</u>	<u>121,334,014</u>
Element of Income / (loss) and capital gains / (losses) included in prices of units issued less those in units redeemed - net	29,240,701	(7,012,746)	-	22,227,955
Net Income for the period before taxation	<u>123,687,773</u>	<u>18,714,044</u>	<u>1,160,152</u>	<u>143,561,969</u>
Taxation	11	-	-	-
Net Income for the period after taxation	<u>123,687,773</u>	<u>18,714,044</u>	<u>1,160,152</u>	<u>143,561,969</u>
Earnings per unit	12			

The annexed notes 1 to 17 form an integral part of this condensed interim financial information.

DYA

For ABL Asset Management Company Limited
(Management Company)

Chief Financial Officer

Chief Executive Officer

Director

**ABL FINANCIAL PLANNING FUND
 CONDENSED INTERIM STATEMENT OF COMPREHENSIVE INCOME (UN-AUDITED)
 FOR THE HALF YEAR ENDED DECEMBER 31, 2017**

	For the half year ended December 31, 2018		For the period from December 10, 2018 to December 31, 2018	Total
	Active Allocation Plan	Conservative Allocation Plan	Strategic Allocation Plan	
Net income for the period after taxation	123,887,773	18,714,044	1,180,152	143,661,969
Other comprehensive income for the period	-	-	-	-
Total comprehensive income for the period	123,887,773	18,714,044	1,180,152	143,661,969

The annexed notes 1 to 17 form an integral part of this condensed interim financial information.

For ABL Asset Management Company Limited
 (Management Company)

Chief Financial Officer

Chief Executive Officer

Director

27/18

ABL FINANCIAL PLANNING FUND
CONDENSED INTERIM INCOME STATEMENT (UN-AUDITED)
FOR THE HALF YEAR ENDED DECEMBER 31, 2017

	For the quarter ended December 31, 2016		For the period from December 19, 2016 to December 31, 2016	
	Active Allocation Plan	Conservative Allocation Plan	Strategic Allocation Plan	Total
Note ----- Rupees -----				
INCOME				
Profit on deposits with banks	73,109	49,176	1,176,833	1,298,118
Dividend income	-	-	-	-
Contingent loan income	-	-	-	-
	73,109	49,176	1,176,833	1,298,118
Capital gain / loss on sale of investments - net	1,513,076	14,411,182	-	15,924,257
Unrealised gain / (loss) on re-measurement of investments at * fair value through profit or loss - held for trading* - net	65,062,521	(4,507,229)	-	60,465,292
	66,575,596	9,843,953	-	76,389,549
Total income	66,648,705	9,863,129	1,176,833	77,687,667
EXPENSES				
Remuneration of MCB Financial Services Limited - Trustee	124,230	88,092	3,414	185,736
Sindh sales tax on remuneration of Trustee	16,150	8,852	444	25,446
Annual fee - Securities and Exchange Commission of Pakistan	131,838	72,085	4,128	208,049
Auditors' remuneration	53,320	19,220	1,022	73,562
Amortization of preliminary expenses and floatation costs	32,860	109,388	-	142,048
Printing charges	52,174	83,527	428	110,127
Listing fee	3,498	2,802	-	6,300
Bank charges	7,917	1,622	6,249	15,988
Total operating expenses	421,767	345,788	15,661	783,256
Net income for the period from operating activities	66,226,918	9,517,341	1,160,162	76,904,411
Element of income / (loss) and capital gains / (losses) included in prices of units issued less those in units redeemed - net	28,999,128	(7,056,007)	-	21,943,121
Net income for the period before taxation	95,226,046	2,461,334	1,160,162	98,847,532
Taxation	-	-	-	-
Net income for the period after taxation	95,226,046	2,461,334	1,160,162	98,847,532

Earnings per unit

12

The annexed notes 1 to 14 form an integral part of these financial statements.

DYK

For ABL Asset Management Company Limited
(Management Company)

Chief Financial Officer

Chief Executive Officer

Director

**ABL FINANCIAL PLANNING FUND
CONDENSED INTERIM STATEMENT OF COMPREHENSIVE INCOME (UN-AUDITED)
FOR THE HALF YEAR ENDED DECEMBER 31, 2017**

	For the quarter ended December 31, 2016		For the period from December 19, 2015 to December 31, 2016	Total
	Active Allocation Plan	Conservative Allocation Plan	Strategic Allocation Plan	
	Rupees			
Net income for the period after taxation	95,226,040	2,401,334	1,160,152	98,847,632
Other comprehensive income for the period	-	-	-	-
Total comprehensive income for the period	95,226,040	2,461,334	1,160,152	98,847,632

The annexed notes 1 to 17 form an integral part of this condensed interim financial information.

DYK

For ABL Asset Management Company Limited
(Management Company)

Chief Financial Officer

Chief Executive Officer

Director

Li



ABL Asset Management

Ref. No. ABL AMC/PSX/Co. Sec./08
February 19, 2018

The General Manager
Pakistan Stock Exchange Limited
Stock Exchange Building
Stock Exchange Road
Karachi

**Financial Results of ABL Islamic Financial Planning Fund (ABL - IFPF)
For the Half Year Ended December 31, 2017**

Dear Sir

We are pleased to inform you that the Board of Directors of ABL Asset Management Company Limited (ABL AMCL), the Management Company of ABL Islamic Financial Planning Fund (ABL - IFPF), in their meeting held on Monday, February 19, 2018 at 11:00 a.m. at ABL's Board Room, situated at 1st Floor Allied Bank Head Office, 3-Tipu Block New Garden Town, Lahore, has approved this condensed interim financial statements (un-audited) of ABL Islamic Financial Planning Fund (ABL - IFPF) for the Half Year Ended December 31, 2017 and recommended the following.


- | | |
|--|---------|
| i) Cash dividend | Rs. Nil |
| ii) Bonus issue | Nil |
| iii) Right issue | Nil |
| iv) The financial results of the ABL Islamic Financial Planning Fund are as follows: | |

The financial results of the Company are annexed as per 'Annexure A'.

We will be sending you 200 copies of printed Accounts for distribution amongst the members of the Exchange in due course of time. This condensed interim financial statements (un-audited) of ABL Islamic Financial Planning fund can be accessed through ABL AMCL's website i.e. www.ablamc.com.

Yours truly

For ABL Asset Management Company Limited


Saqib Matin
Company Secretary



Head Office: Plot/ Building # 14, Main Boulevard, DHA Phase VI, Lahore-54810, Pakistan
Phone: (042)32305000 Fax: (042)32305027
Karachi Office: 11-B, Lalazar, M.T Khan Road, Karachi-74500, Pakistan
Phone: (021)99207411 Fax: (021)99207409.

ABL ISLAMIC FINANCIAL PLANNING FUND
CONDENSED INTERIM INCOME STATEMENT (UN-AUDITED)
FOR THE HALF YEAR ENDED DECEMBER 31, 2017

ANNEXURE A

	For the half year ended December 31, 2017						For the period from September 18, 2017 to December 31, 2017	Total
	Active Allocation Plan	Aggressive Allocation Plan	Conservative Allocation Plan	Strategic Allocation Plan	Strategic Allocation Plan II	Strategic Allocation Plan III	Strategic Allocation Plan IV	
	Rupees							
INCOME								
Profit on deposits with banks	2,141,179	351,102	286,053	929,430	846,969	921,899	2,773,872	8,350,504
Dividend income	23,858,568	3,604,247	921,809	6,835,751	6,973,203	2,297,946	-	44,491,524
Contingent load income	-	-	-	-	219,759	881,186	54,057	1,155,002
	25,999,747	3,955,349	1,207,862	7,765,181	8,139,931	4,101,031	2,827,929	53,997,030
Capital gain / (loss) on sale of investments - net	(45,700,910)	(15,975,547)	(4,059,767)	(8,674,582)	(25,900,333)	(17,000,275)	154,202	(117,157,212)
Unrealised gain / (loss) on re-measurement of investments "at fair value through profit or loss - held for trading" - net	(184,908,302)	(35,298,101)	(4,113,211)	(101,888,092)	(68,259,909)	(22,508,905)	(892,194)	(417,868,712)
	(230,609,212)	(51,273,648)	(8,172,978)	(110,562,674)	(94,160,242)	(39,509,180)	(737,992)	(535,025,925)
Total income / (loss)	(204,609,465)	(47,318,299)	(6,965,116)	(102,797,493)	(86,020,311)	(35,408,149)	2,089,937	(481,028,895)
EXPENSES								
Remuneration of ABL Asset Management Company Limited - Management Company	427,810	96,255	73,072	211,167	229,542	238,282	84,976	1,361,104
Punjab Sales Tax on remuneration of the Management Company	61,686	14,753	10,900	32,152	35,493	36,704	13,587	204,275
Reimbursement of operational expense to the Management Company	743,537	177,944	139,161	489,202	464,090	587,414	219,447	2,820,795
Remuneration of MCB Financial Services Limited - Trustee	516,896	123,568	96,741	340,044	322,477	408,147	151,682	1,959,555
Sindh Sales Tax on remuneration of Trustee	67,197	16,064	12,578	44,207	45,519	63,817	19,872	259,264
Annual fee - Securities and Exchange Commission of Pakistan	706,314	168,858	132,279	464,728	440,745	558,019	207,545	2,678,488
Auditors' remuneration	35,287	8,772	6,050	23,593	23,190	30,498	14,521	141,911
Amortization of preliminary expenses and floatation costs	3,987	-	394,798	-	-	-	-	398,785
Printing charges	48,394	12,098	8,066	32,263	32,263	42,345	20,432	195,861
Listing fee	4,158	970	970	2,495	2,357	2,911	-	13,861
Legal fee	64,136	16,033	13,743	43,521	41,230	50,392	-	229,056
Shariah advisory fee	70,424	16,432	14,481	44,207	39,908	49,297	28,132	262,881
Bank charges	143,414	37,423	39,785	112,535	113,614	113,968	35,765	596,524
Total operating expenses	2,893,240	689,170	942,624	1,840,114	1,790,428	2,170,814	795,959	11,122,349
Net income / (loss) for the period from operations	(207,502,705)	(48,007,469)	(7,907,740)	(104,637,607)	(87,810,739)	(37,578,963)	1,293,978	(492,151,244)
Reversal of provision for Sindh Workers' Welfare Fund	144,151	50,673	1,265	12,745	-	-	-	-
Net income / (loss) for the period before taxation	(207,358,554)	(47,956,796)	(7,906,475)	(104,624,862)	(87,810,739)	(37,578,963)	1,293,978	(492,151,244)
Taxation	-	-	-	-	-	-	-	-
Net income / (loss) for the period after taxation (carried forward)	(207,358,554)	(47,956,796)	(7,906,475)	(104,624,862)	(87,810,739)	(37,578,963)	1,293,978	(492,151,244)

Note

5.1.1

10

DYA

ABL ISLAMIC FINANCIAL PLANNING FUND
 CONDENSED INTERIM STATEMENT OF COMPREHENSIVE INCOME (UN-AUDITED)
 FOR THE HALF YEAR ENDED DECEMBER 31, 2017

	For the quarter ended December 31, 2016					Total
	Active Allocation Plan	Aggressive Allocation Plan	Conservative Allocation Plan	Strategic Allocation Plan	Strategic Allocation Plan II	
	Rupees					
Net income for the period after taxation	154,219,021	46,737,341	14,689,925	91,419,668	37,127,413	344,193,368
Other comprehensive income	-	-	-	-	-	-
Total comprehensive income for the period	154,219,021	46,737,341	14,689,925	91,419,668	37,127,413	344,193,368

Note

Earnings per unit

11

DNA

The annexed notes 1 to 16 form an integral part of these condensed financial statements.

For ABL Asset Management Company Limited
 (Management Company)

 Chief Financial Officer

 Chief Executive Officer

 Director

ABL ISLAMIC FINANCIAL PLANNING FUND
CONDENSED INTERIM INCOME STATEMENT (UN-AUDITED)
FOR THE HALF YEAR ENDED DECEMBER 31, 2017

For the quarter ended December 31, 2016						
	Active Allocation Plan	Aggressive Allocation Plan	Conservative Allocation Plan	Strategic Allocation Plan	Strategic Allocation Plan II	Total
Note	Rupees					
INCOME						
Profit on deposits with banks	93,804	57,899	87,381	16,944	31,429	287,457
Capital gain on sale of investments - net	49,407,952	2,537,112	9,811,204	41,307,955	10,249,984	113,314,207
Contingent load income	-	-	-	539	658,051	658,590
	49,501,756	2,595,011	9,898,585	41,325,438	10,939,464	114,260,254
Unrealised gain on re-measurement of investments "at fair value through profit or loss - held for trading" - net	82,325,674	30,327,956	6,295,101	50,634,647	28,824,959	198,408,337
Total income	131,827,430	32,922,967	16,193,686	91,960,085	39,764,423	312,668,591
EXPENSES						
Remuneration of ABL Asset Management Company Limited - Management Company	-	-	-	-	-	-
Sindh Sales Tax on remuneration of the Management Company	-	-	-	-	-	-
Federal Excise Duty on remuneration of the Management Company	206,587	46,748	60,388	196,537	217,498	727,758
Remuneration of MCB Financial Services Limited - Trustee	26,856	6,077	7,850	25,549	28,275	84,607
Sindh Sales Tax on remuneration of Trustee	-	-	-	-	-	-
Annual fee - Securities and Exchange Commission of Pakistan	276,179	62,515	80,671	262,594	290,408	972,367
Auditors' remuneration	25,495	9,457	6,199	17,698	16,612	77,461
Amortization of preliminary expenses and floatation costs	2,024	-	196,880	-	-	198,904
Printing charges	25,624	6,476	8,411	28,888	24,127	91,306
Listing fee	871	286	589	414	5,336	7,496
Sheriah advisory fees	39,110	8,001	12,333	38,648	43,347	141,439
Bank charges	5,736	3,836	4,286	345	2,335	16,538
Total operating expenses	608,482	143,396	377,607	668,453	629,938	2,327,876
Net income for the period from operating activities	131,218,948	32,779,571	16,816,079	91,391,632	39,134,486	310,340,716
Element of income / (loss) and capital gains / (losses) included in prices of units issued less those in units redeemed - net	23,000,073	13,957,770	(1,126,154)	28,038	(2,007,072)	33,852,653
Net income for the period before taxation	154,219,021	46,737,341	14,689,925	91,419,668	37,127,413	344,193,368
Taxation	-	-	-	-	-	-
Net income for the period after taxation	154,219,021	46,737,341	14,689,925	91,419,668	37,127,413	344,193,368
Earnings per unit						

The annexed notes 1 to 16 form an integral part of these condensed financial statements.

For ABL Asset Management Company Limited
(Management Company)

Chief Financial Officer

Chief Executive Officer

Director

D/A

ABL ISLAMIC FINANCIAL PLANNING FUND
 CONDENSED INTERIM STATEMENT OF COMPREHENSIVE INCOME (UN-AUDITED)
 FOR THE HALF YEAR ENDED DECEMBER 31, 2017

	For the half year ended December 31, 2016				For the period from September 08, 2016 to December 31, 2016	
	Active Allocation Plan	Aggressive Allocation Plan	Conservative Allocation Plan	Strategic Allocation Plan	Strategic Allocation Plan II	Total
Net income for the period after taxation	214,005,739	60,357,081	27,102,297	135,400,332	41,666,059	478,531,508
Other comprehensive income	-	-	-	-	-	-
Total comprehensive income for the period	<u>214,005,739</u>	<u>60,357,081</u>	<u>27,102,297</u>	<u>135,400,332</u>	<u>41,666,059</u>	<u>478,531,508</u>
Earnings per unit	Rupees					

Note

11

DYA

The annexed notes 1 to 16 form an integral part of these condensed financial statements.

For ABL Asset Management Company Limited
 (Management Company)

 Chief Financial Officer

 Chief Executive Officer

 Director

ABL ISLAMIC FINANCIAL PLANNING FUND
CONDENSED INTERIM INCOME STATEMENT (UN-AUDITED)
FOR THE HALF YEAR ENDED DECEMBER 31, 2017

	For the half year ended December 31, 2016				For the period from September 08, 2016 to December 31, 2016	
	Active Allocation Plan	Aggressive Allocation Plan	Conservative Allocation Plan	Strategic Allocation Plan	Strategic Allocation Plan II	Total
	Rupees					
INCOME						
Profit on deposits with banks	115,533	70,524	109,067	32,133	378,152	705,409
Capital gain on sale of investments - net	49,957,270	4,485,911	12,525,971	41,680,362	10,414,808	119,064,322
Contingent load income	-	-	-	23,649	660,051	683,700
	50,072,803	4,556,435	12,635,038	41,736,144	11,453,011	120,453,431
Unrealised gain on re-measurement of investments "at fair value through profit or loss - held for trading" - net	135,745,807	39,391,291	15,751,478	94,860,835	33,061,662	318,811,073
Total Income	185,818,610	43,947,726	28,386,516	136,596,979	44,514,673	439,264,604
EXPENSES						
Remuneration of ABL Asset Management Company Limited - Management Company	-	-	-	-	48,368	48,368
Sindh Sales Tax on remuneration of the Management Company	-	-	-	-	6,288	6,288
Federal Excise Duty on remuneration of the Management Company	382,183	77,195	141,098	392,077	268,879	1,261,432
Remuneration of MCB Financial Services Limited - Trustee	49,684	10,035	18,346	50,970	34,954	163,989
Sindh Sales Tax on remuneration of Trustee	-	-	-	-	-	-
Annual fee - Securities and Exchange Commission of Pakistan	501,983	101,681	184,362	513,917	358,636	1,660,579
Auditors' remuneration	43,159	12,953	13,927	37,478	25,080	132,597
Amortization of preliminary expenses and floatation costs	4,048	-	393,760	-	-	397,808
Printing charges	35,100	8,408	12,551	37,248	27,603	120,910
Listing fee	4,367	1,022	2,153	4,278	6,612	18,432
Shariah advisory fee	84,299	16,487	33,977	90,437	57,471	282,651
Bank charges	9,053	5,313	7,431	570	7,176	29,543
Total operating expenses	1,113,876	233,074	807,605	1,126,975	841,065	4,122,595
Net income for the period from operating activities	184,704,734	43,714,652	27,578,911	135,470,004	43,673,608	435,141,909
Element of income / (loss) and capital gains / (losses) included in prices of units issued less those in units redeemed - net	29,301,005	16,642,429	(476,614)	(69,672)	(2,007,549)	43,389,599
Net income for the period before taxation	214,005,739	60,357,081	27,102,297	135,400,332	41,666,059	478,531,608
Taxation	-	-	-	-	-	-
Net income for the period after taxation	214,005,739	60,357,081	27,102,297	135,400,332	41,666,059	478,531,608
Earnings per unit						

The annexed notes 1 to 16 form an integral part of these condensed financial statements.

For ABL Asset Management Company Limited
(Management Company)

Chief Financial Officer

Chief Executive Officer

Director

DYA

ABL ISLAMIC FINANCIAL PLANNING FUND
 CONDENSED INTERIM STATEMENT OF COMPREHENSIVE INCOME (UN-AUDITED)
 FOR THE HALF YEAR ENDED DECEMBER 31, 2017

	For the quarter ended December 31, 2017						For the period from September 18, 2017 to December 31, 2017	Total
	Active Allocation Plan	Aggressive Allocation Plan	Conservative Allocation Plan	Strategic Allocation Plan	Strategic Allocation Plan II	Strategic Allocation Plan III	Strategic Allocation Plan IV	
Note	Rupees							
Net income / (loss) for the period after taxation	(60,913,809)	(14,685,541)	(1,543,945)	(31,086,456)	(19,386,913)	(4,204,009)	(486,236)	(132,306,909)
Other comprehensive income / (loss)	-	-	-	-	-	-	-	-
Total comprehensive income / (loss) for the period	<u>(60,913,809)</u>	<u>(14,685,541)</u>	<u>(1,543,945)</u>	<u>(31,086,456)</u>	<u>(19,386,913)</u>	<u>(4,204,009)</u>	<u>(486,236)</u>	<u>(132,306,909)</u>

Earnings per unit

11

The annexed notes 1 to 16 form an integral part of these condensed financial statements.

For ABL Asset Management Company Limited
 (Management Company)

 Chief Financial Officer

 Chief Executive Officer

 Director

DYA

For the period
from September
18, 2017 to
December 31,
2017

For the quarter ended December 31, 2017

	Active Allocation Plan	Aggressive Allocation Plan	Conservative Allocation Plan	Strategic Allocation Plan	Strategic Allocation Plan II	Strategic Allocation Plan III	Strategic Allocation Plan IV	Total
Note	Rupees							
Net income for the period after taxation (brought forward)	(60,913,809)	(14,685,541)	(1,543,945)	(31,086,456)	(19,386,913)	(4,204,009)	(486,236)	(132,306,909)
Earnings per unit	11							
Allocation of Net Income for the period:								
Net income for the period after taxation	-	-	-	-	-	-	-	-
Income already paid on units redeemed	-	-	-	-	-	-	-	-
Accounting income available for distribution:								
- Relating to capital gains	-	-	-	-	-	-	-	-
- Excluding capital gains	-	-	-	-	-	-	-	-
Accounting income / (loss) available for distribution	-	-	-	-	-	-	-	-

DYX

The annexed notes 1 to 16 form an integral part of these condensed financial statements.

For ABL Asset Management Company Limited
(Management Company)

Chief Financial Officer

Chief Executive Officer

Director

ABL ISLAMIC FINANCIAL PLANNING FUND
CONDENSED INTERIM INCOME STATEMENT (UN-AUDITED)
FOR THE HALF YEAR ENDED DECEMBER 31, 2017

For the period
from September
18, 2017 to
December 31,
2017

For the quarter ended December 31, 2017

	Active Allocation Plan	Aggressive Allocation Plan	Conservative Allocation Plan	Strategic Allocation Plan	Strategic Allocation Plan II	Strategic Allocation Plan III	Strategic Allocation Plan IV	Total
Rupees								
INCOME								
Profit on deposits with banks	616,723	56,568	43,287	156,225	213,067	58,187	535,506	1,679,563
Dividend income	-	-	-	-	-	-	-	-
Contingent loan income	-	-	-	-	-	223,874	53,857	277,731
	616,723	56,568	43,287	156,225	213,067	282,061	589,363	1,957,294
Capital gain on sale of investments - net	(28,546,206)	(13,940,926)	(2,942,256)	(5,155,519)	(965,027)	739,395	154,202	(50,656,338)
Unrealised gain on re-measurement of investments "at fair value through profit or loss - held for trading" - net	(31,727,746)	(503,121)	1,777,022	(25,269,366)	(17,823,709)	(4,208,506)	(536,302)	(78,291,728)
5.1.1	(60,273,952)	(14,444,047)	(1,165,234)	(30,424,885)	(18,788,737)	(3,469,111)	(382,100)	(128,948,066)
Total income	(59,657,229)	(14,387,479)	(1,121,947)	(30,268,660)	(18,575,670)	(3,187,050)	207,263	(126,990,772)
EXPENSES								
Remuneration of ABL Asset Management Company Limited - Management Company	132,935	31,768	24,271	63,589	70,874	82,505	64,966	470,908
Sindh Sales Tax on remuneration of the Management Company	21,172	5,088	3,877	10,102	11,517	13,176	10,390	75,322
Reimbursement of operational expense to the Management Company	341,071	80,472	58,720	229,456	222,098	287,879	193,489	1,413,185
Remuneration of MCB Financial Services Limited - Trustee	233,471	64,754	39,943	156,542	151,590	196,712	132,120	965,132
Sindh Sales Tax on remuneration of Trustee	30,154	7,065	5,150	20,207	23,171	25,408	17,064	128,218
Annual fee - Securities and Exchange Commission of Pakistan	324,401	76,343	55,882	218,094	211,037	273,548	183,867	1,343,171
Auditors' remuneration	17,013	4,386	2,395	11,167	12,225	15,879	12,938	76,003
Amortization of preliminary expenses and floatation costs	1,993	-	197,399	-	-	-	-	199,392
Printing charges	23,189	6,049	3,028	15,123	17,140	22,180	18,250	104,857
Listing fee	2,079	485	485	1,247	1,179	1,456	-	6,931
Legal Fee	19,928	4,982	4,270	13,522	12,810	15,657	-	71,169
Shariah advisory fee	35,212	8,216	7,043	22,302	19,954	24,848	24,649	142,023
Bank charges	73,962	18,454	18,538	56,446	57,650	57,912	35,765	319,726
Total operating expenses	1,256,579	298,062	421,998	817,796	811,243	1,016,958	693,499	6,316,137
Net income for the period before taxation	(60,913,809)	(14,885,541)	(1,543,945)	(31,086,456)	(19,386,913)	(4,204,009)	(486,236)	(132,306,909)
Taxation	-	-	-	-	-	-	-	-
10	(60,913,809)	(14,885,541)	(1,543,945)	(31,086,456)	(19,386,913)	(4,204,009)	(486,236)	(132,306,909)
Net income for the period after taxation (carried forward)	(60,913,809)	(14,885,541)	(1,543,945)	(31,086,456)	(19,386,913)	(4,204,009)	(486,236)	(132,306,909)

DYA

ABL ISLAMIC FINANCIAL PLANNING FUND
 CONDENSED INTERIM STATEMENT OF COMPREHENSIVE INCOME (UN-AUDITED)
 FOR THE HALF YEAR ENDED DECEMBER 31, 2017

	For the half year ended December 31, 2017						For the period from September 18, 2017 to December 31, 2017	Total
	Active Allocation Plan	Aggressive Allocation Plan	Conservative Allocation Plan	Strategic Allocation Plan	Strategic Allocation Plan II	Strategic Allocation Plan III	Strategic Allocation Plan IV	
Net income / (loss) for the period after taxation	(207,358,554)	(47,956,796)	(7,906,475)	(104,624,862)	(87,810,739)	(37,578,963)	1,293,978	(492,151,244)
Other comprehensive income / (loss)	-	-	-	-	-	-	-	-
Total comprehensive income / (loss) for the period	<u>(207,358,554)</u>	<u>(47,956,796)</u>	<u>(7,906,475)</u>	<u>(104,624,862)</u>	<u>(87,810,739)</u>	<u>(37,578,963)</u>	<u>1,293,978</u>	<u>(492,151,244)</u>

Note

Rupees

Earnings per unit

11

The annexed notes 1 to 16 form an integral part of these condensed financial statements.

For ABL Asset Management Company Limited
 (Management Company)

 Chief Financial Officer

 Chief Executive Officer

 Director

D/A

For the period
from September
18, 2017 to
December 31,
2017

For the half year ended December 31, 2017

	Active Allocation Plan	Aggressive Allocation Plan	Conservative Allocation Plan	Strategic Allocation Plan	Strategic Allocation Plan II	Strategic Allocation Plan III	Strategic Allocation Plan IV	Total
Net income / (loss) for the period after taxation (brought forward)	(207,358,554)	(47,956,796)	(7,906,475)	(104,624,862)	(87,810,739)	(37,578,963)	1,293,978	(492,151,244)
Earnings per unit	11							
Allocation of Net Income / (loss) for the period:								
Net income for the period after taxation	-	-	-	-	-	-	-	1,293,978
Income already paid on units redeemed	-	-	-	-	-	-	-	(13,664)
	-	-	-	-	-	-	-	1,280,314
Accounting income / (loss) available for distribution:								
- Relating to capital gains	-	-	-	-	-	-	-	(1,019,059)
- Excluding capital gains	-	-	-	-	-	-	-	2,299,372
Accounting income / (loss) available for distribution	-	-	-	-	-	-	-	1,280,314

DYA

The annexed notes 1 to 16 form an integral part of these condensed financial statements.

For ABL Asset Management Company Limited
(Management Company)

Chief Financial Officer

Chief Executive Officer

Director