






## Condensed Interim Balance Sheet As at March 31, 2017 (Un-Audited)


	Note	Un-audited Mar 31, 2017 Rupees	Audited Dec 31, 2016 Rupees
<b>EQUITY AND LIABILITIES</b>			
<b>Share capital and reserves</b>			
Authorized share capital			
50,000,000 (December 31, 2015: 50,000,000) ordinary shares of Rs. 10 each		500,000,000	500,000,000
Issued, subscribed and paid-up share capital		400,012,500	400,012,500
Un-appropriated profit		132,006,997	126,971,910
General reserves		114,987,500	114,987,500
		647,006,997	641,971,910
Surplus on revaluation of fixed assets and investment properties	6	9,248,451	9,312,511
Underwriting provisions			
Provision for outstanding claims (Including IBNR)		50,777,250	44,694,400
Provision for unearned premium		159,777,806	163,091,409
		210,555,056	207,785,809
Deferred liability			
Deferred taxation		19,849,337	19,820,557
Creditors and accruals			
Amounts due to other insurers / reinsurers		47,120,932	49,526,463
Accrued expenses		1,879,207	2,043,707
Taxation - provision less payments	7	784,140	656,688
Other creditors		12,010,172	17,508,256
		61,794,451	69,735,114
Other liabilities			
Unclaimed dividends		657,622	657,622
Short-term borrowings		105,433,723	-
		106,091,345	657,622
<b>Total liabilities</b>		<b>398,290,189</b>	<b>297,999,102</b>
<b>Total equity and liabilities</b>		<b>1,054,545,637</b>	<b>949,283,523</b>
Contingencies and commitments	8		

The annexed notes from 1 to 14 form an integral part of these condensed interim financial statements.

  
Chairman  
(Ch. Zahoor Ahmed)

  
Chief Executive  
(Nasir Ali)

  
Director  
(Ghulam Mustafa)


  
Director  
(Ather Zahoor)





## Condensed Interim Balance Sheet As at March 31, 2017 (Un-Audited)


	Note	Un-audited Mar 31, 2017 Rupees	Audited Dec 31, 2016 Rupees
<b>ASSETS</b>			
Cash and bank deposits			
Cash and other equivalents		232,503	457,931
Current and other accounts		11,953,726	2,972,164
Deposits maturing within 12 months		230,000,000	118,000,000
Deposits maturing after 12 months		40,858,423	40,858,423
		<b>283,044,652</b>	<b>162,288,518</b>
Loans - unsecured; considered good To employees		4,418,450	4,479,050
Investments	9	4,484,881	4,473,038
Investment properties		233,342,009	236,295,705
Current assets - others			
Premiums due but unpaid - net (unsecured)		270,314,132	261,496,512
Amount due from other insurers / reinsurers (unsecured)		39,654,781	36,994,571
Accrued investment income		1,478,781	1,478,781
Deferred commission expense		14,829,250	24,749,144
Prepaid reinsurance premium ceded		12,955,879	28,292,204
Advance for purchase of building		65,000,000	57,895,000
Sundry receivables		5,542,149	9,098,671
		<b>409,774,972</b>	<b>420,004,883</b>
Fixed assets	10		
Tangible fixed assets (owned)			
- land and buildings		88,175,709	89,291,857
- furniture, fixtures and office equipment		5,543,741	5,685,888
- vehicles		25,761,223	26,764,584
		<b>119,480,673</b>	<b>121,742,329</b>
<b>Total assets</b>		<b>1,054,545,637</b>	<b>949,283,523</b>

The annexed notes from 1 to 14 form an integral part of these condensed interim financial statements.

  
Chairman  
(Ch. Zahoor Ahmed)

  
Chief Executive  
(Nasir Ali)

  
Director  
(Ghulam Mustafa)

  
Director  
(Ather Zahoor)

