



PIONEER
CEMENT LTD
www.pioneercement.com

Head Office: 135-Ferozepur Road, Lahore-Pakistan. Tel: (042) 37503570-72 fax: (042) 37503573 Email: pioneer@pioneercement.com
Karachi Office: 4th Floor, KDLB Building, 58 West Wharf Road, Karachi. Tel: (021) 32201232-3 Fax: (021) 32201234 Email: pckarachi@pioneercement.com
Factory: P.O. Box No. 50, Jauharabad, District Khushab. Tel: (0454) 898101-3, 720832-3 Fax: (0454) 898104, 720732 Email: factory@pioneercement.com

PCL/SHR

21 October, 2014

1. The General Manager
Karachi Stock Exchange (G) Ltd.,
Karachi. Fax: 021-111-573-329
2. The Secretary,
Lahore Stock Exchange (G) Ltd.,
Lahore. Fax: 042-36368485
3. The Secretary
Islamabad Stock Exchange (G) Ltd.,
Islamabad. Fax: 051-111-473-329

Dear Sir,

1ST QUARTER FINANCIAL RESULTS FOR THE PERIOD ENDED 30 SEPTEMBER, 2014

We have to inform you that the Board of Directors of the Company in their meeting held at Lahore on 21 October, 2014 recommended the following:

- (i) CASH DIVIDEND : Nil.
- (ii) BONUS ISSUE : Nil.
- (iii) RIGHT SHARES : Nil
- (iv) ANY OTHER ENTITLEMENT/
CORPORATE ACTION : Nil.
- (v) ANY OTHER PRICE SENSITIVE
INFORMATION : Nil.



The financial results of the Company are attached.

We will be sending you required number of copies of printed accounts for distribution amongst the members of your stock exchange.

Yours sincerely,

WAQAR NAEEM
Company Secretary

Encl: As above.




ISO 9001:2000 & ISO 14001:2004 Certified Systems



Condensed Interim Profit and Loss Account
for the Quarter ended September 30, 2014 (Un-audited)

	Note	September 30,	
		2014	2013
		----- Rupees in '000' -----	
Gross turnover		2,346,863	2,129,624
Excise duty		101,106	89,334
Sales tax		360,936	318,937
Rebate and Commission		16,854	13,814
		478,896	422,085
Net turnover		1,867,967	1,707,539
Cost of sales	14	1,311,501	1,192,174
Gross profit		556,466	515,365
Distribution cost		13,088	12,673
Administrative expenses		17,692	13,601
Other operating income		(56,496)	(39,243)
Other operating expenses		40,927	18,380
		15,211	5,411
		541,255	509,954
Finance cost		17,672	41,521
Exchange (gain) / loss		(28,635)	119,818
		(10,963)	161,339
Profit before taxation		552,218	348,615
Taxation - net		183,170	57,119
Profit after taxation		369,048	291,496
----- (Rupees) -----			
Basic and diluted earnings per share	15	1.62	1.28

The accounting policies and explanatory notes form an integral part of these financial statements.



Chief Executive Officer





Director

