



Annual Report 2024

Driving Excellence, Delivering Success



ABOUT US

Pakistan Oxygen is a market leader in industrial and medical gases, medical engineering, pipeline design services, medical equipment, welding products and associated solutions. The Company has a legacy of trust, quality, and reliability spanning nine decades.

The successful commissioning of Pakistan's largest and most advanced Air Separation Unit (ASU) and our new state-of-the-art welding electrodes plant in Karachi has significantly improved the consistent and efficient nationwide supply of medical and industrial gases, as well as premium quality welding electrodes, thus strengthening our operational efficiency and product delivery reliability. The extensive turnaround activity at our existing Lahore ASU plant has improved production, reduced unplanned shutdowns and enhanced plant performance. Furthermore, we have enhanced our customized medical engineering services which enable us to provide comprehensive turn-key solutions that encompasses medical gas pipelines, associated equipment, and head wall panels.

We prioritize customer loyalty and patronage through a strong commitment towards digitalization of our services. By providing our customers with online account management, real-time stock monitoring, and an advanced cylinder tracking system, we have empowered customers with greater control and transparency. We offer multiple communication and purchasing channels which have solidified our reputation as a trusted partner.

By empowering growth through our team's strength, efficient processes, and high productivity we are "Driving Excellence, Delivering Success."



CONTENTS

GUIDING PRINCIPLES

Company's Legacy
Principles

PRODUCT AND SERVICES INFORMATION

Driving Excellence
Geographical Presence
Excellency Cornerstones
Sustainability
Products and Services

CORPORATE GOVERNANCE

Company Information
Profile of the Directors
Chairman's Review Report (English)
Chairman's Review Report (Urdu)
Directors' Report (English)
Directors' Report (Urdu)
Management Team
Corporate Governance
Statement of Compliance with the
Code of Corporate Governance
Review Report to the Members on
Statement of Compliance

FINANCIAL HIGHLIGHTS

Statement of Value Added 51
Ten-year Financial Review 52
Vertical and Horizontal Analysis 54
Key Financial Data 56

FINANCIAL STATEMENTS

06 Auditors' Report 57
07 Statement of Profit or Loss 63
Statement of Comprehensive Income 64
Statement of Financial Position 65
Statement of Cash Flows 66
08 Statement of Changes in Equity 67
09 Notes to the Financial Statements 68
10 BOC Pakistan (Private) Limited 102

ADDITIONAL INFORMATION

Shareholders' Information (English) 103
Shareholders' Information (Urdu) 104
18 Pattern of Shareholding 105
20 Categories of Shareholders 106
26 Notice of AGM (English) 107
28 Notice of AGM (Urdu) 113
29 Form of Proxy (English)
38 Form of Proxy (Urdu)



World's largest medical air plant supplied and installed by Pakistan Oxygen at a prestigious hospital in Karachi.



Adherence to safety protocols during liquified gas filling.

FINANCIAL HIGHLIGHTS

(Rupees in '000)	2024	2023
Gross sales	13,061,918	9,900,707
Sales tax	(1,716,819)	(1,311,707)
Net Sales	11,345,099	8,589,000
Cost of sales	(8,285,137)	(7,028,370)
Gross profit	3,059,962	1,560,630
Distribution and marketing expenses	(548,844)	(366,356)
Administrative expenses	(343,097)	(321,416)
Other operating expenses	(137,390)	(38,855)
	(1,029,331)	(726,627)
Operating profit before other income	2,030,631	834,003
Gain on sale of non current assets classified as held for sale	50,424	-
Other income	94,923	58,352
Operating profit	2,175,978	892,355
Finance cost	(999,099)	(686,848)
Profit before levy and income tax	1,176,879	205,507
Minimum tax differential - levy	(32,279)	(107,363)
Profit before taxation	1,144,600	98,144
Taxation	(432,841)	46,594
Profit for the year	711,759	144,738
Earnings per share - basic and diluted (Rupees)	8.17	1.66
Total Number of employees at year end	132	142

COMPANY'S LEGACY

1935	Indian Oxygen and Acetylene Company
1949	The Company was incorporated as a private limited company under the name of Pakistan Oxygen and Acetylene Company Limited
1957	The Company's name was changed to Pakistan Oxygen Limited
1995	Renamed as BOC Pakistan Limited; no change in pattern of shareholding
1997	BOC Pakistan became a strategic partner for Lotte PTA; installed Pakistan's largest Air Separation Unit (ASU) of that time capable of producing 100 Tons Per Day (TPD)
2000	Became a strategic supplier for PARCO, the country's largest refinery, through an on-site MicroLN generator; also set up an ASU at Taxila for meeting increased Oxygen, Nitrogen and Argon demand in northern Pakistan
2004	BOC Pakistan invested in a 60 TPD Carbon dioxide plant at Multan to meet the demand from the beverage sector in Pakistan
2008	Invested Rs. 214 million in a 23 TPD Carbon dioxide plant at Port Qasim to ensure reliable product availability for key beverage customers
2009	New Nitrous oxide plant commissioned in Lahore
2010	The Company announced Rs. 2 billion investment to build Pakistan's largest ASU in Lahore capable of producing up to 135 TPD
2011	BOC Pakistan rebranded as Linde Pakistan on 19 September; no change in pattern of shareholding
2012	135 TPD ASU was commissioned at Sunder Industrial Estate, Lahore
2014	The Company invested in a new state-of-the-art Nitrogen generator at PARCO refinery at Qasba Gujrat
2016	Carbon dioxide compression facility commissioned at West Wharf site in Karachi
2018	Linde Pakistan rebranded as Pakistan Oxygen Limited. after acquisition of majority shareholding of the Company by Adira Capital Holdings (Pvt.) Limited. Also commissioned a compression facility in Sukkur
2019	Inaugurated electrode manufacturing plant at West Wharf site in Karachi
2020	Approval of the country's largest 270 TPD ASU at Port Qasim, Karachi
2021	Approval of a new 11 TPS electrode plant at Port Qasim, Karachi
2023	Commissioning of country's largest 270 TPD ASU and 11 TPS electrode manufacturing plant at Port Qasim, Karachi

PRINCIPLES

VISION

Oxygen for life and sustainable growth.

MISSION

Sustained fast growth to lead the market in safe, reliable and innovative solutions for industrial and medical gases, products and engineering services.

CORPORATE VALUES

- Collaborate to Succeed
- Commit to Achieve
- Passion to Excel
- People to Perform
- Innovate to Grow

CODE OF ETHICS

At Pakistan Oxygen, we live and work by a set of principles and values which encompass our foundational principles of safety, integrity, sustainability and respect and core values of Commit to Achieve, Collaborate to Succeed, Innovate to Grow, Passion to Excel and People to Perform. Together our principles and core values underpin all our actions, decisions and behavior and express what we stand for as an organization and what differentiates us from others. These principles and core values are embedded in our organization and resonate in everything we do. To uphold the highest ethical standards, we have developed a Code of Ethics which provides guidance to all employees on:

- Dealings with our customers, suppliers and markets encompassing competition and international trade.
- Dealing with governments, product development, ethical purchasing and advertising.
- Dealings with stakeholders, financial reporting and communication, insider dealing, protecting company secrets and protecting company assets.
- Dealings with our employees, conflicts of interest, avoidance of bribery, gifts and entertainment, data protection, human rights and dealings with each other.
- Dealings with communities and the public with regard to our corporate responsibilities and on restrictions to provide support for political activities.

All employees of Pakistan Oxygen undergo training on the Code of Ethics and are expected to comply with the standards laid out in the Code.

DRIVING EXCELLENCE

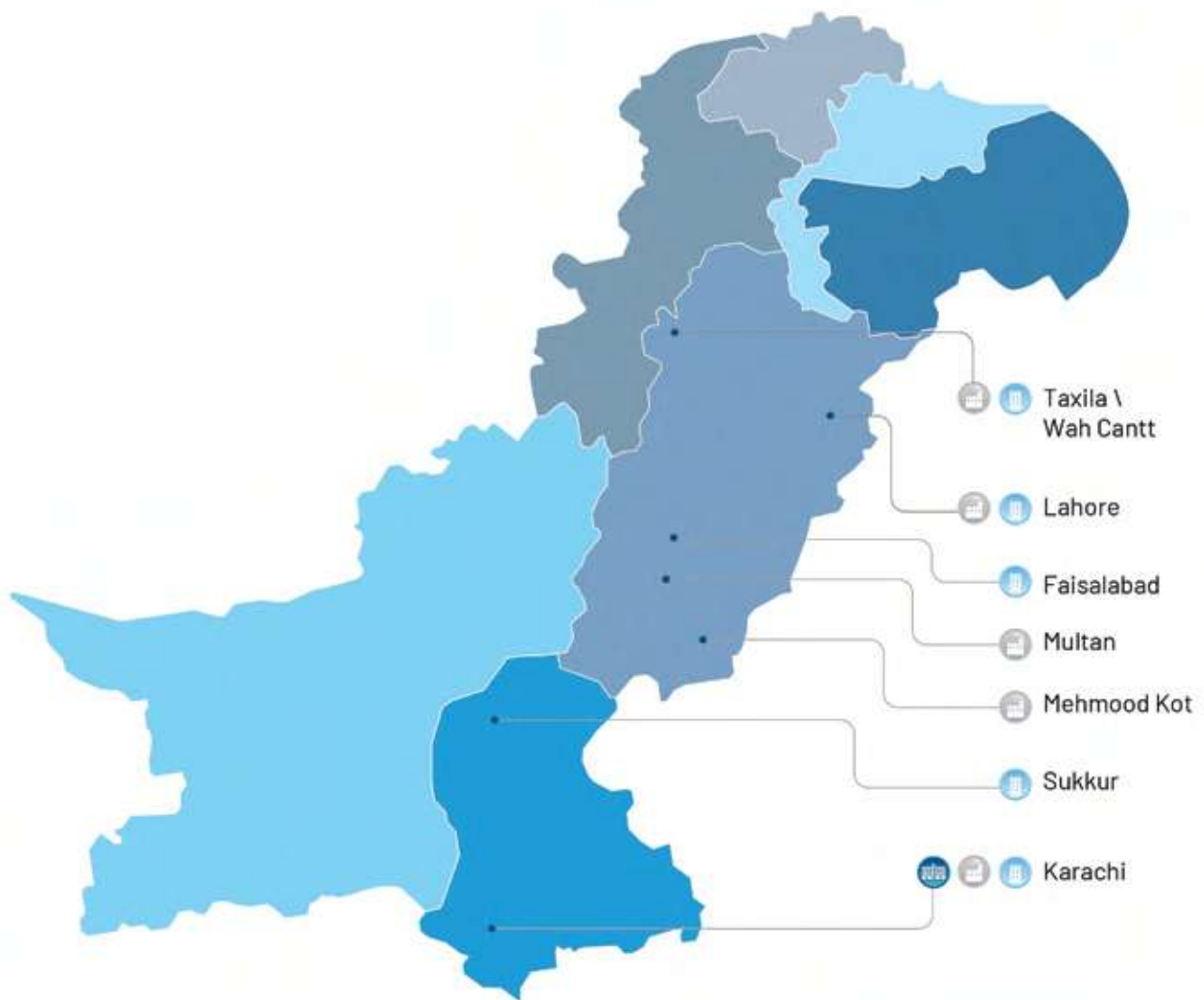
We understand that our customers, from life-saving medical facilities to diverse industrial enterprises, depend on us for consistent, high-quality products and services. Our latest Air Separation Unit (ASU), the largest in Pakistan, with most advanced technology ensures efficiency in every aspect of its processes. Similarly, the new highly equipped welding electrode manufacturing plant with cutting edge technology provides high quality welding electrodes with strict quality measures. Thus, our commitment to efficiency translates to reduced waste, optimized resource management, and a reliable, timely supply of gases and products.




To satisfy the growing demands of the market, we have achieved significant increases in productivity through the improvement of our existing facilities within the healthcare and gasses business. This approach has optimized our production capacity, directly leading to our ability for the timely delivery of products. Therefore, by expanding our capabilities and diversifying our portfolio, we've demonstrated a strong commitment to productivity, ensuring consistency and high quality of essential gases and products.

We understand the unique challenges and opportunities of the local market, and we are committed to providing our customers with the support and solutions that they need to succeed. Our focus on customer centricity ensures that we are not just a supplier, but a trusted long-term partner in their growth and prosperity.



Country's largest 270 TPD Air Separation Unit plant at Port Qasim.



 Head Office:	Karachi
 Offices / Compressing Stations:	Karachi, Lahore, Sukkur, Faisalabad, Taxila
 Operation Sites:	
• Air Separation Unit	Karachi, Lahore
• Nitrogen	Mehmood Kot
• Dissolved Acetylene	Karachi, Wah Cantt
• Carbon Dioxide	Multan
• Hydrogen Electrolytic	Karachi
• Nitrous Oxide	Lahore
• Dry Ice	Karachi
• Electrode	Karachi

ENHANCING EFFICIENCY

We have significantly enhanced our operational efficiency through optimized operation of our state-of-the-art 270 TPD Air Separation Unit (ASU). This ensured supply reliability and consistent high-quality gas for our medical and industrial customers. Through this new facility we have not just served the local market, but we have also expanded our footprints across the borders and contributed to foreign exchange generation. Our most advanced European standard welding electrodes manufacturing plant ensured production of premium electrodes by utilizing cutting-edge technology and strict quality control. On the back of this, we have increased our product portfolio to include new products in E7018 category such as H4R, H4 and other E6013 grade welding electrodes, offering import substitutes to our customers.

These enhancements in efficiency have strengthened our market position, contributed to the overall industrial growth in the country, and enhanced customer trust in the organizational capabilities.

BOOSTING PRODUCTIVITY

Our focus on productivity has yielded significant results for our medical and industrial sector customers. By fostering a culture of continuous improvement, we have minimized downtime, reduced unplanned shutdowns and maximized the utilization of resources at our 130 TPD ASU plant at Lahore. Through this major turnaround activity, we were able to meet the increased demand of our customers in the Northwest region. Similarly, via expansion of production portfolio in our medical business we introduced new locally made products such as customized wall head panels, suction injection unit, suction jar, venturi unit and flowmeter.

These achievements demonstrate our commitment to ensure a reliable and consistent supply of high-quality gases and the expansion of our production capabilities for the healthcare segment.

CUSTOMER-CENTRIC INNOVATIONS

Our dedication to customer centricity has driven significant growth in client satisfaction. A user-friendly Customer Self-Service Portal empowers all customers to access their account details online. Through this portal, our customers can not just view their consumption patterns, billing history, stock levels but also share feedback. For our bulk customers in healthcare and industrial sector, IoT device 'Teletel' enable customers to monitor storage tank data, including inventory level, pressure, temperature and flow rate from any location. Asset Tracking software for our cylinder customers, featuring a unique barcode identification system for all gas cylinders, setting a new standard in cylinder traceability, quality, assurance and cylinder safety.

Additionally, we offer multiple platforms for customer inquiries, including WhatsApp, direct calling, email, website form, and social media channels along with online e-store that facilitates purchases, providing customers with a seamless shopping experience. Our responsive customer service and reliable distribution network have further solidified our reputation as a trusted partner.

This customer-centric approach has not only strengthened our existing relationships but has also expanded our customer base, contributing to our sustained growth and reinforcing our position as a market leader in Pakistan.



We conduct regular training & development workshops for employees.



Operational excellence is the core of our business.

SUSTAINABILITY AT PAKISTAN OXYGEN

Sustainability at Pakistan Oxygen is about delivering products and services in a responsible way.



REDUCING FUEL CONSUMPTION

Automatic delivery scheduling and route planning software was developed and rolled out. Through the effective utilization of this software the number of kilometers travelled to deliver products to customers has been significantly reduced. The lower fuel consumption resulted in a reduction of 679 tons of Carbon dioxide emissions.

MONITORING CARBON DIOXIDE EMISSIONS

Our entire fleet of delivery trucks were regularly tested. Carbon dioxide emissions of all vehicles were within National Environmental Quality Standards (NEQS) defined limits.

RELIABILITY OF SUPPLIES

Automated supply management system is in place to ensure a reliable supply of Oxygen to hospitals across the country. The implementation of Gold Supply Management System automates supply planning based on consumption, thereby improving inventory management.

ENERGY CONSERVATION

As part of our commitment to sustainability, we launched a comprehensive Energy Conservation Project aimed at reducing energy consumption and optimizing efficiency across all our facilities. This significantly progressed in 2024 by achieving an 8% reduction in overall energy consumption, surpassing our initial 5% target, developing a comprehensive Standard Operating Procedure (SOP) for replacing outdated electrical devices with energy-efficient alternatives, and conducting regular audits during non-peak hours to ensure adherence to energy-saving practices and reinforce awareness. The project is essential to our sustainability strategy as it optimizes energy usage, adopts efficient technologies, and explores renewable energy, thereby reducing costs and contributing to global climate action.

REDUCE, REUSE AND RECYCLE

Awareness campaigns were run to reduce waste generation at source. Classification and segregation of different types of waste has been completed at designated areas across company resulting 40.1 tons of wire rod scrap were recycled.

PLANTATION DRIVE

As part of the Pakistan Oxygen Green Project, we have successfully planted over 1,000 trees in diverse areas. To encourage personal involvement in environmental preservation, we have distributed seeds to our employees. This proactive approach to cultivating greenery allows us to actively participate in lessening the damaging consequences of climate change.

CLEAN DRINKING WATER

Our Company has established a facility at West Wharf, Karachi, equipped with reverse osmosis and mineral water production capabilities. This facility possesses the capacity to generate 500 liters of purified mineral water every hour, adhering to the standards set by the World Health Organization. To maintain the purity, quality, and health standards of the water, a dedicated chemical testing laboratory has been set up within our premises.

PROMOTING SUSTAINABILITY

Pakistan Oxygen continued to enforce our proactive measures to demonstrate our commitment towards sustainable practices. We integrated Green Marketing into our operations to promote environmentally responsible sustainability goals such as increasing sustainability awareness, promoting eco-friendly packaging, and cutting paper consumption. Similarly, significant progress was made through the successful implementation of e-invoicing for our bulk & distributor business and by transition of electrode packaging to recyclable materials, resulting in reducing carbon footprint. We also promote our sustainable initiatives through our social media platforms such as LinkedIn and Facebook. Through these activities, we are continuously fostering sustainable practices and supporting the global movement toward sustainability.



POL employees are dedicated to fostering a better workplace.

REDUCING WATER CONSUMPTION

The initiative corresponds to the optimization of plant water usage at Port Qasim site. The new ASU Plant achieved a reduction in raw water consumption at Port Qasim. The automated water treatment system was able to conserve 30% consumption, conserving scarce water resources for communities.

RENEWABLE ENERGY

Our 250-kWh solar power generation has successfully produced 179,739 kWh in 2024 and 531,623 kWh since installation at the company's Port Qasim site. This has resulted in a reduction of 425 tons of Carbon dioxide emissions.

PAPER-LESS ENVIRONMENT

We are reducing paper use to meet our sustainability goals and to protect the environment. The key achievements include the implementation of a Smart Material Requisition system, set to reduce manual paperwork. The development of a Centralized Printing Management System, designed to reduce unnecessary printing, encourage digital documentation, access control for optimized printing, and deploy a monitoring system to track paper usage. All contributing to a more efficient, environmentally responsible workplace and supporting long-term sustainability goals.

EMPLOYEES HEALTH

To foster the well-being and sound health of our workforce, we have formed partnerships with healthcare providers, enabling us to offer awareness sessions and comprehensive medical check ups to all employees, followed by individualized consultations. We have also implemented access to nutritious food options and organized athletic events to actively promote a culture of wellness.



Pakistan Oxygen and the World Health Organization jointly held workshop for Govt. of Sindh on addressing critical aspects of oxygen supply and Medical Gas Pipeline System.

GREEN SOURCING

We are committed to reducing environmental footprint through responsible sourcing and logistics. We achieved significant sustainability milestones in 2024 by shifting from transport towards rail for logistics, resulting in a 570 kg reduction of CO₂ emissions and improved supply chain efficiency. We are actively engaging in our supplier network through sustainability training sessions to promote environmentally responsible practices and enhance supplier collaboration. We prioritize recyclable packaging materials while transitioning from single use to reusable solutions. This contributed to carbon emission reduction, improved air quality, and sustainable resource utilization, demonstrating the company's commitment to continuous innovation and collaboration in its sustainability efforts.

TECHNICAL TRAINING PROGRAM – POIT 2024

The Pakistan Oxygen Institute of Technology (POIT), continued to expand its impactful contributions in vocational training and medical engineering education throughout 2024. A notable achievement was the successful training workshop conducted on "Capacity Building of Inspectors on Medical Oxygen and Safety" held in collaboration with the Sindh Healthcare Commission (SHCC) and the World Health Organization (WHO)

POIT successfully registered two advanced welding courses, Plate Welder X-Ray and Pipe Welder X-Ray, with the Punjab Skill Development Authority (PSDA) enhancing the institute's ability to provide industry relevant training. In 2024, 15 POIT graduates secured employment internationally, including 14 placements in Belarus and 1 in Finland, showcasing the institute's international reach. POIT also upgraded its training facilities with additional student workstations, ensuring a modern and effective learning environment.



POIT students completed advance welding course.

PRODUCTS AND SERVICES

At Pakistan Oxygen, our reputation is built on our ability to promptly and effectively address the diverse needs of our customers, regardless of their industry or interests. Our customer-centric approach guides the development of our products, technologies, and support services, ensuring they are tailored to meet each customer's unique requirements and contribute value to their operations.

What distinguishes Pakistan Oxygen is our extensive expertise in process engineering, project development, and our comprehensive product range. We offer a diverse array of gas products, facilities, turnkey services, and solutions, encompassing bulk and compressed gas lines, welding consumables, equipment, and safety gear. Supported by a team of highly skilled engineers, product managers, technologists, and marketers, we provide dedicated assistance and collaborate closely with customers to deliver tailored solutions for their specific gas applications.

At Pakistan Oxygen, we believe in empowering our customers with the knowledge and resources they need for success. Recognizing that each customer faces unique challenges, we are committed to delivering customized solutions that address their individual needs. Our ultimate objective is to ensure a seamless and hassle-free experience for our customers, allowing them to concentrate on their core business activities.

In essence, Pakistan Oxygen is an organization driven by customer needs, offering customized solutions to businesses throughout Pakistan. With our extensive product portfolio, comprehensive services, and unwavering support, we differentiate ourselves from the competition and remain dedicated to empowering our customers with the tools and insights required for success.

HEALTHCARE

Medical Gases
Nitrous Oxide
Compressed Medical
Oxygen
Liquid Medical Oxygen
Entonox
Specialty Medical Gases

Medical Equipment
Medical air, Vacuum and
AGSS Plants
Medical Gases Alarm
Systems, high precision
flowmeters
Suction injector units,
vacuum controllers, Oxygen
therapy products and high
precision flowmeters
Entonox delivery systems,
complete with apparatus
Manifolds – semi and fully
automatic
Patient Bedhead Units and
ICU beam systems
Operation Theatre (OT) -
Pendants (fixed and
movable)
Fully equipped Modular OT
OxyMed™ (Bedhead Unit)

Medical Engineering
Services
Consultation, design,
installation and service of
medical gas pipeline
systems (O₂, N₂O, Air,
Suction etc)
Safety, quality, risk analysis
and training on medical
gases pipeline systems

INDUSTRIAL GASES

Bulk Industrial Gases
Liquid Oxygen
Liquid Nitrogen
Liquid Argon
Pipeline and Trailer Hydrogen
Liquid Carbon dioxide
Industrial Pipelines and
Associated Services
Ultra-Ice™ (Dry Ice)
NITROPOD™ (Cryogenic dewar)

Compressed Industrial
Gases
Compressed Oxygen
Aviation Oxygen
Compressed Nitrogen
Compressed Argon
Compressed Air
Compressed Hydrogen
Compressed Carbon dioxide
Dissolved Acetylene

Specialty Industrial Gases
High Purity Gases
Research Grade Gases
Gaseous Chemicals
Calibration Mixtures
Argon Mixtures
Welding Mas Mixtures
Sterilization Gases

Innovative Solutions
Oxygizer™ (Portable Oxygen
Canister)
KuickApp™
(Low-code/No-code
Application Developer)
TeleTel™ (Remote Telemetry)

WELDING CONSUMABLES AND HARDGOODS

Welding Consumables
Welding Electrode
Quick Pac™ E7018-H4R
AlphaWeld™ - H4 Low H2
Fortrex™ E7018 Low H2
Matador48™ E7018
Zodian Universal™ E6013
Prime Arc™ E6013
Matador47™ E6013
HERO WELD™ E6013
POL 113 SUPER™ E6013
POL 113™ E6013
POL HARD 650™ Hard Facing
SS Pro™ 308 & 316

Welding Consumable
Saffire™ MIG Welding Wire
Saffire Lite™ MIG Welding Wire

Welding Machines
SPARK ARC 200™
MMA, MIG, TIG, Plasma

Welding Accessories
Gas Regulators
Cutting Torches
Welding Torches
Cutting Machines

COMPANY INFORMATION

BOARD OF DIRECTORS

Waqar Ahmed Malik	Non-Executive Chairman
Asad Said Jafar*	Independent Director
Javed Kureishi	Non-Executive Director
Matin Amjad	Chief Executive Officer
Mohammad Iqbal Puri	Non-Executive Director
Nadir Salar Qureshi	Independent Director
Shahid Mehmood Umerani	Non-Executive Director
Siraj Ahmed Dadabhoy	Non-Executive Director
Syed Hassan Ali Bukhari	Non-Executive Director
Tayyeb Afzal	Independent Director
Tushna D Kandawalla	Independent Director

CHIEF FINANCIAL OFFICER

Jamshed Azhar	
---------------	--

COMPANY SECRETARY

Mazhar Iqbal	
--------------	--

BOARD AUDIT COMMITTEE

Tayyeb Afzal	Chairman	Independent Director
Javed Kureishi	Member	Non-Executive Director
Nadir Salar Qureshi	Member	Independent Director
Tushna D Kandawalla	Member	Independent Director
Mazhar Iqbal	Secretary	Head of Human Resources & Admin, Company Secretary & Financial Controller

BOARD STRATEGY COMMITTEE

Waqar Ahmed Malik	Chairman	Non-Executive Director
Javed Kureishi	Member	Non-Executive Director
Matin Amjad	Member	Chief Executive Officer
Nadir Salar Qureshi	Member	Independent Director
Siraj Ahmed Dadabhoy	Member	Non-Executive Director
Tayyeb Afzal	Member	Independent Director
Jamshed Azhar	Secretary	Chief Financial Officer

* Mr. Asad Said Jafar was appointed as the Director w.e.f. February 27, 2025.

BOARD HUMAN RESOURCE, REMUNERATION AND NOMINATION COMMITTEE

Tushna D Kandawalla	Chairperson	Independent Director
Nadir Salar Qureshi	Member	Independent Director
Shahid Mehmood Umerani	Member	Non-Executive Director
Syed Hassan Ali Bukhari	Member	Non-Executive Director
Mazhar Iqbal	Secretary	Head of Human Resources & Admin, Company Secretary & Financial Controller

SHARE TRANSFER COMMITTEE

Syed Hassan Ali Bukhari	Chairman	Non-Executive Director
Matin Amjad	Member	Chief Executive Officer
Amna Mustafa	Secretary	Deputy Manager Reporting & Corporate Compliance

BANKERS

Standard Chartered Bank (Pakistan) Limited
Meezan Bank Limited
Habib Bank Limited
Citibank NA
MCB Bank Limited
National Bank of Pakistan Limited
Askari Bank Limited
Dubai Islamic Bank Pakistan Limited
BankIslami Pakistan Limited
Habib Metropolitan Bank Limited
Allied Bank Limited
The Bank of Punjab Taqwa Islamic Bank

ENTITY CREDIT RATING BY PACRA

A/A-1 (Single A/A-One) with "Stable" outlook

SHARE REGISTRAR

CDC Share Registrar Services Limited

EXTERNAL AUDITORS

BDO Ebrahim & Company

INTERNAL AUDITORS

EY Ford Rhodes

LEGAL ADVISOR

Hamid Law Associates

REGISTERED OFFICE

West Wharf, Dockyard Road, Karachi
74000

WEBSITE

www.pakooxygen.com

PROFILES OF THE DIRECTORS



MR. WAQAR AHMED MALIK
Chairman

Mr. Waqar Ahmed Malik is a fellow of the Institute of Chartered Accountants in England and Wales and is also an alumnus of the Harvard Business School and INSEAD.

He is a former Chief Executive Officer of ICI Pakistan Limited and Chief Executive Officer & Chairman of Lotte Pakistan Limited. From 2020 to 2024, he served as the Managing Director and Chief Executive Officer of Fauji Foundation while also serving as Chairman of the Fauji Group of Companies.

Presently, he serves as an Independent Non-Executive Director on the Board of Pakistan Mobile Communication Limited (Jazz). He also serves as a trustee of I-Care Pakistan and as a member of the International Advisory Board of Malam Jabba Resorts.

Earlier, Mr. Malik also served as Non-Executive Director on the following Boards:

- Mari Petroleum Company Limited (Chairman)
- Fauji Fertilizer Company Limited (Chairman)
- Fauji Cement Company Limited (Chairman)
- Fauji Foods Limited (Chairman)
- Pakistan Petroleum Limited (Chairman)
- Engro Corporation Limited
- State Bank of Pakistan
- Askari Bank Limited (Chairman)
- Standard Chartered Bank Pakistan Limited

He has also served as President of Overseas Chamber of Commerce & Industry (OICCI) and President of Management Association of Pakistan (MAP) and as a Director of the Pakistan Business Council (PBC). Mr. Malik is also a member of the visiting faculty of Pakistan Institute of Corporate Governance, Former Member of Board of Governors of Lahore University of Management Science (LUMS) and Former Member of Board of Indus Valley School of Arts.

The President of Pakistan conferred upon him the "Sitara-e-Imtiaz" in 2022 in recognition of his contribution to the public service and social welfare. He is also a recipient of the Prince of Wales Medal for his contribution and efforts for Pakistan's Flood Victims in 2010.



MR. MATIN AMJAD
Chief Executive Officer

Mr. Matin Amjad was appointed as Chief Executive Officer of Pakistan Oxygen Limited with effect from March 26, 2018.

Mr. Amjad holds a BSc (Hons) degree in Economics from the London School of Economics & Political Science. He has also attended executive education programs at Oxford University, U.K. and at INSEAD, France. He has completed his Directors Training Program from Pakistan Institute of Corporate Governance.

Mr. Amjad began his professional career in 1998 with ICI Pakistan Limited, which at the time was part of ICI Plc. U.K., and subsequently of AkzoNobel. Mr. Amjad brings with him over 24 years of multi-functional and business experience in a MNC and local company environment with leadership roles in commercial, supply chain, strategy and operations in diverse industrial segments including, pharmaceuticals, animal healthcare, paints and also within ICI Pakistan's chemicals businesses including polyester fibers and soda ash.



MR. SIRAJ AHMED DADABHOY
Non-Executive Director

Mr. Siraj Dadabhoy has more than 30 years of experience in the real estate and financial industries in a range of leadership roles.

Mr. Dadabhoy is a Founding Partner and Chairman of AION Partners, a New York based real estate private equity, investment, and fund management company.

Mr. Dadabhoy is responsible for strategic decisions, investment strategy and management of key global relationships for the firm.

Mr. Dadabhoy also serves as the chairman of the internationally acclaimed UK-based design firm 1508 London and sits on the boards of various other companies and charitable organizations.

Mr. Dadabhoy is a graduate of Indiana University, with a Bachelor of Science in Accounting and Finance. He is also a qualified Certified Public Accountant.



SYED HASSAN ALI BUKHARI
Non-Executive Director

Syed Hassan Ali Bukhari joined the Board of Pakistan Oxygen Limited on January 07, 2018 and is also a member of the Board's Human Resource, Remuneration & Nomination Committee.

Mr. Bukhari is a Fellow of the Institute of Chartered Accountants of Pakistan. His corporate experience spans over 39 years, in different positions with Mackinnon Mackenzie & Co. of Pakistan until his retirement as Chief Executive & Managing Director of the company in the year 2010.

Mr. Bukhari is now Advisor to the Chairman of Hilton Pharma (Private) Limited since 2011. He has served as a Board member of Karachi Port Trust, Bank Al Habib and Pakistan Institute of Corporate Governance.

Mr. Bukhari has attended the General Management Course at Henley Management College, England.



MR. SHAHID MEHMOOD UMERANI
Non-Executive Director

Mr. Shahid Umerani is currently the Chairman of ValuStrat Consulting Group with the Head Office in Dubai Silicon Oasis, Dubai and other offices in Riyadh, Jeddah, Doha (ValuStrat LLC), Karachi (ValuStrat (Pvt) Ltd) and London (ValuStrat (UK) Limited and Capital Chartered). The Company is a boutique consulting firm with multiple lines providing fixed asset valuation services, strategy and management consulting, due diligence and field verification services, project management and monitoring & research and corporate advisory.

The Company extends services to the financial sector including government entities, numerous banks, insurance companies, corporate sector including MNCs, regional and local companies, oil & gas sectors and so on.

Mr. Umerani has been successfully providing services since 1985.



MR. MOHAMMAD IQBAL PURI
Non-Executive Director

Mr. Mohammad Iqbal Puri is a seasoned professional, with a diversified experience of over a decade. He started his career with Glencore and has worked with various diversified ventures globally, in different capacities in the field of trading, strategic planning and restructuring of business operations.

Mr. Puri is a founder and Managing Director of a group that has expertise in Commodity Trading, Oil & Gas Infrastructure Investments, Engineering, and Real Estate.

He holds a Bachelor's degree in International Business from the London Metropolitan University.



MR. JAVED KUREISHI
Non-Executive Director

Mr. Javed Kureishi is a seasoned international banker having spent 34 years with Citibank.

He worked across 6 countries including Pakistan. He had a number of Senior, Country and Regional roles including CEO Czech Republic, Corporate Bank Head Middle East and nine years in Asia being responsible for the Multinational and Public Sector businesses across 14 countries.

Mr. Kureishi was also an accomplished cricketer having captained Pakistan Under 19 and played first class cricket. He was also until recently a Member of The Board of Governors Pakistan Cricket Board. He is also an independent Director on a number of reputed company boards in Pakistan.

Mr. Kureishi has a degree in economics from the University Of Sussex, UK.



MS. TUSHNA D KANDAWALLA

Independent Director

Ms. Tushna Kandawalla currently holds the position of Managing Director at Captain PQ Chemical Industries (Private) Limited (CPQ). Prior to this she served in the Financial Planning & Strategy Group at Home Box Office (HBO) in New York, and in Arthur Andersen's Audit Practice in Boston. Since joining CPQ in 2004, Ms. Kandawalla has had multi-functional experience in Financial Planning, Strategy, Marketing, Plant Operations, Human Resources and also as the Company's CFO.

Community service has always been a passion she currently serves as a Trustee of The Noorani Foundation, Trustee of The Captain Foundation, Vice President of iCare America Fund and Trustee of the Kandawalla Trust. Previously she has served as Chairperson Friends of LRBT (New York), Chairperson Pakistan Human Development Fund Committee (New York), Area Chair (Pakistan) for Brown University Alumni Schools Committee and Member of the Advisory Board of T2F (Peace Niche).

Ms. Kandawalla has a B.A. in Economics from Brown University, an M.B.A from Boston University and is a qualified Certified Public Accountant (CPA).



MR. TAYYEB AFZAL

Independent Director

Mr. Tayyeb Afzal is a distinguished executive with over 45 years of experience across multiple sectors and geographies. His expertise spans financial services, manufacturing, and professional services, with a strong focus on risk governance, leadership, financial management, and strategic planning.

As Pakistan's first corporate leader to hold the Qualified Risk Director designation from The DCRO Institute, he champions corporate governance and risk management best practices. He has served as an independent director, business advisor, and mentor, fostering talent and sustainable business growth.

Mr. Afzal has significantly contributed to public and private sector organizations, leading audit committees and optimizing financial performance. His expertise in IPO planning, M&A, and due diligence highlights his strategic insight and operational excellence. With experience in the U.K., Canada, and various Middle Eastern countries, he brings a global perspective to his roles. His deep understanding of diverse cultural and business landscapes enables him to navigate complex challenges and drive value across organizations.

Mr. Afzal is a Fellow of the Institute of Chartered Accountants of England & Wales (ICAEW) and The Association of Chartered Certified Accountants of the UK.



MR. NADIR SALAR QURESHI
Independent Director

Mr. Nadir Salar Qureshi served as Chief Investment Officer (CIO) at Engro Corporation, leading M&A activities and developing the Group's long-term portfolio strategy. Under his leadership, the investment team executed Pakistan's largest share buyback (PKR 11.6 billion) and managed the divestment of Engro's thermal energy assets. On April 1, 2024, he also assumed the role of CEO at Engro Energy Limited.

Joining Engro as Chief Strategy Officer in 2017, he later led Engro Fertilizers as CEO (2019-2022), driving record profitability, production, safety, and sustainability. The Company earned multiple local and global awards for shareholder returns, safety, diversity and inclusion, CSR, and technology deployment.

He has served on the boards of Engro Energy Limited, Engro Powergen Qadirpur, Engro Powergen Thar, Engro Foundation, and Thar Foundation, and was Chairman of Engro Vopak Terminal Limited.

Previously, he held key roles across Asia and the Middle East at Hub Power Company, Bain & Company, Carrier Corporation, Abraaj Capital, and Makara Capital.

Mr. Qureshi holds an MBA from Harvard Business School and Bachelor's and Master's degrees in Nuclear Engineering from MIT.



MR. ASAD SAID JAFAR
Independent Director

Mr. Asad Said Jafar served as CEO and Chairman of the Board of Directors at Signify Pakistan Limited (formerly Philips Pakistan Limited) from 2009 until his retirement in 2024. He previously held leadership roles at Philips, including Director of Supply Chain for Philips Lighting ASEAN and expatriate assignments in Indonesia, Thailand, and Singapore. Before Philips, He worked at ICI Pakistan Limited (1988-1996) in various engineering and project management roles.

He currently serves on the Boards of Engro Fertilizers Limited and Unilever Pakistan Foods Limited and has previously served on the Boards of PICG and Engro Polymer & Chemicals. A certified Director and faculty member at PICG he is also certified as an ESG & Sustainability trainer. He has also served as the President of OICCI.

Mr. Jafar holds an Electrical Engineering (BE) degree from the NED University and a master's degree in business administration (MBA) from the Imperial College Business School, London, UK where he studied as a Chevening scholar. He has completed executive programs at Ashridge Business School, Kellogg School of Management, and the Chicago Graduate School of Business. Now a management consultant, he advises organizations on transformation, corporate governance, ESG strategy, and business performance enhancement.

CHAIRMAN'S REVIEW

Dear Stakeholders,

I am pleased to present this review report to the stakeholders of Pakistan Oxygen Limited (the "Company"), evaluating the overall performance of the Board of Directors (the "Board") and assessing the effectiveness of its role in achieving the Company's strategic objectives.

In 2024, the Pakistan's economy showed signs of stability; albeit, sustained long-term stability requires significant structural reforms. The economy continued to face many challenges, including high energy prices, impacting aggregate demand. Despite these challenges, the Company delivered a very strong performance in 2024, on the back of several strategic initiatives and customer focused strategies. A detailed business performance review is provided in the annexed Directors' Report.

The Board remains committed to upholding the highest corporate governance standards, ensuring compliance with applicable laws and regulations while steering the Company toward its long-term growth objectives. Throughout the year, the Board fulfilled its responsibilities, providing strategic oversight and guiding the Company's affairs effectively.

The Board is composed of Independent and Non-Executive Directors, bringing a diverse range of competencies, skills, knowledge, and experience relevant to the Company's operations. All Board members remain fully aware of their fiduciary responsibilities and are committed to safeguarding the interests of shareholders. The Board and its committees convened regularly during the year, deliberating on key strategic and governance matters. Additionally, a formal self-evaluation process ensures that

the performance of Directors, both individually and collectively, remains effective and in line with corporate governance best practices.

During the year, Mr. Nadir Salar Qureshi was appointed as an Independent Director, succeeding Mr. Jahangir Piracha. Mr. Qureshi brings extensive experience in strategic leadership, private equity, and portfolio management across diverse industries, with a strong track record in strategy development and team building. The Board welcomes Mr. Qureshi and looks forward to his valuable contributions towards the Company's objectives. Furthermore, a casual vacancy arose due to the resignation of Mr. Atif Aslam Bajwa, an Independent Director, effective December 13, 2024. Steps are underway to fill the vacancy in accordance with the Companies Act, 2017, and relevant regulations. The Board expresses its sincere appreciation to Mr. Piracha and Mr. Bajwa for their invaluable contributions during their tenure.

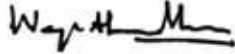
In my capacity as Chairman, I ensure that:

- The Board receives timely, accurate, and complete information for effective decision making.
- The Board is properly briefed on all significant matters.
- The Boardroom environment promotes constructive and open discussions.
- Directors actively contribute to strategic and governance deliberations, ensuring independent and expert opinions are considered.
- The Board plays a vital role in formulating strategies and policies. Management effectively implements the approved strategies and policies.

In my capacity as Chairman, I ensure that:

- Management effectively implements the approved strategies and policies.
- A structured induction program familiarizes new Directors with the Company's key operations and challenges.
- Effective communication with shareholders ensures the Board remains aligned with their expectations.
- Board decisions reflect a consensus-driven approach in the best interests of the Company.
- A robust Corporate Governance framework is maintained.

I extend my sincere appreciation to my fellow Board members, our employees, shareholders, customers, and all other stakeholders for their support and trust in the Company. Your contributions remain integral to the Company's continued success and sustainable growth.

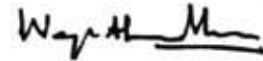


Karachi:
February 27, 2025

Waqar Ahmed Malik
Chairman

احترام کیا جاتا ہے۔

- حکمت عملیاں اور پالیسیاں مرتب کرنے میں بورڈ کی جانب سے اہم کردار ادا کیا جاتا ہے۔
- مینجمنٹ کی جانب سے منظور شدہ حکمت عملیوں اور پالیسیوں کو مؤثر انداز سے نافذ کیا جاتا ہے۔
- تمام نئے ڈائریکٹرز کو اہم کاروباری معاملات اور کمپنی کو درپیش مسائل سے آگاہی کیلئے ایک مناسب انڈکشن پروگرام فراہم کیا جاتا ہے۔
- حصص یافتگان کے ساتھ مؤثر روابط اس بات کو یقینی بناتے ہیں کہ بورڈ کی کارکردگی حصص یافتگان کی امیدوں کے عین مطابق ہے۔
- بورڈ کے فیصلے کمپنی کے بہترین مفاد میں اجتماعی کوششوں کے غماز ہیں۔
- کارپوریٹ گورننس کا ایک انتہائی مؤثر فریم ورک نافذ العمل ہے۔
- میں کمپنی کی حمایت اور بھروسہ کرنے کیلئے تمام بورڈ ممبران، حصص یافتگان، صارفین اور شراکت داروں کا تہ دل سے شکر گزار ہوں۔ آپ کی کاوشیں کمپنی کی موجودہ کامیابیوں اور مسلسل نشوونما کیلئے انتہائی اہم ہیں۔



کراچی:
27 فروری 2025ء

وقار احمد ملک
چیئرمین

چیرمین کا جائزہ

عزیز اسٹیک ہولڈرز،

عملیوں اور گورننس کے معاملات کو زیر بحث لایا گیا۔ علاوہ ازیں، ڈائریکٹرز کی کارکردگی انفرادی اور اجتماعی طور پر کارگر بنانے اور کارپوریٹ گورننس کے بہترین اصولوں کے عین مطابق بنانے کیلئے چارج کا ایک خود کار نظام نافذ العمل ہے۔

دوران سال جناب نادر سالار قریشی کو بطور غیر جانبدار ڈائریکٹر تعینات کیا گیا، انہیں یہ پوزیشن جناب جہانگیر پراچہ کی جگہ دی گئی ہے۔ جناب قریشی صاحب مختلف انڈسٹریز سے اسٹریٹجک لیڈرشپ، پرائیویٹ اکیویٹی اور پورٹفولیو مینجمنٹ کے وسیع تجربات کے حامل ہیں، نیز اسٹریٹجی ڈیولپمنٹ اور ٹیم بلڈنگ میں انہیں بہت مہارت حاصل ہے۔ بورڈ کی جانب سے قریشی صاحب کو خوش آمدید کہا جاتا ہے اور امید کی جاتی ہے کہ ان کے تجربات اور مہارتیں کمپنی کے مقاصد کے حصول میں معاون ثابت ہوگی۔ علاوہ ازیں، جناب عاطف اسلم باجوہ کے استعفیٰ کی وجہ سے 13 دسمبر 2024 کو ایک غیر جانبدار ڈائریکٹر کی اسامی خالی ہوئی ہے۔ کمپنیز ایکٹ 2017 اور دیگر مروجہ قوانین کے مطابق اس اسامی کو پُر کرنے کیلئے اقدامات اٹھائے جا رہے ہیں۔ جناب پراچہ صاحب اور جناب باجوہ صاحب نے دوران مدت کمپنی کیلئے جو گراں قدر خدمات سرانجام دی ہیں ان کیلئے بورڈ تہدول سے ان کا مشکور ہے۔

میں بطور چیرمین اس بات کا یقین دلاتا ہوں کہ:

- فیصلہ سازی کیلئے بورڈ بروقت، صحیح اور مکمل معلومات تک رسائی حاصل کرتا ہے۔

- تمام اہم امور پر بورڈ کو باقاعدہ بریفنگ دی جاتی ہے۔
- بورڈ روم کا ماحول تعمیری اور کھلے مباحثے کیلئے سازگار ہے۔
- حکمت عملی وضع کرنے اور گورننس کے امور پر ڈائریکٹرز متحرک انداز سے بحث کرتے ہیں اور اس سلسلے میں غیر جانبدارانہ اور ماہرانہ آراء کا

میں انتہائی مسرت کے ساتھ پاکستان آکسیجن لمیٹڈ ("کمپنی") کے تمام اسٹیک ہولڈرز کی خدمت میں جائزہ ہذا پیش کر رہا ہوں، رپورٹ ہذا میں بورڈ آف ڈائریکٹرز ("بورڈ") کی مجموعی کارکردگی اور کمپنی کے بنیادی مقاصد کے حصول میں بورڈ کے کردار کے موثر ہونے کا جائزہ پیش کیا جا رہا ہے۔

سال 2024 میں پاکستان کی معیشت نے استحکام کی کچھ علامتیں ظاہر کی ہیں البتہ ہنوز طویل المدتی استحکام کیلئے بنیادی ڈھانچے میں اہم اصلاحات کرنا ہوگی۔ معیشت کو بہت سے مسائل کا سامنا ہے جن میں توانائی کی بڑھتی ہوئی قیمتیں شامل ہیں، جو مجموعی طلب پر اثر انداز ہوئیں۔ ان مسائل کے باوجود کمپنی کی جانب سے مالی سال 2024 میں بہت ہی اعلیٰ کارکردگی کا مظاہرہ کیا گیا ہے، اس کارکردگی کی وجہ، دوران سال لئے جانے والے اہم اقدامات اور صارفین کے مطابق بنائی جانے والی حکمت عملی ہے۔ منسلکہ ڈائریکٹر رپورٹ میں کاروباری کارکردگی کا تفصیلی جائزہ پیش کیا گیا ہے۔

بورڈ گورننس کے اعلیٰ اصولوں پر عمل پیرا رہنے کیلئے پُر عزم ہے، جہاں ایک جانب مروجہ قوانین کی مکمل پاسداری کو ممکن بنایا جائے اور اسی اثناء میں کمپنی کو طویل المدتی مقاصد کے حصول کی جانب آگے بڑھایا جائے۔ بورڈ نے پورا سال اپنی ذمہ داریوں کو حسن و خوبی نبھایا، کمپنی کے معاملات کو چلانے کیلئے حکمت عملیاں مرتب کیں اور مطلوبہ رہنمائی فراہم کی۔

بورڈ غیر جانبدار اور نان ایگزیکٹو ڈائریکٹروں پر مشتمل ہے اور اس طرح بورڈ میں قابلیتوں، مہارتوں، علوم اور تجربات کے اعتبار سے ایک متنوع امتزاج پیدا کیا گیا ہے۔ بورڈ کا ہر ایک ممبر اپنی بنیادی ذمہ داریوں سے بخوبی آگاہ ہے اور حصص یافتگان کے مفادات کی حفاظت کرنے کیلئے پُر عزم ہے۔ دوران سال باقاعدگی کے ساتھ بورڈ اور اس کی کمیٹیوں کے اجلاس منعقد کئے گئے، ان اجلاسوں میں کمپنی کی بنیادی نوعیت کی حکمت

DIRECTORS' REPORT

The Directors are pleased to present the Annual Report, together with the Company's audited Financial Statements for the year ended December 31, 2024.

OVERVIEW OF THE COMPANY'S PERFORMANCE

Pakistan's economy registered a lackluster growth of 2.5% in 2024, following a contraction of 0.2% last year. Large-Scale Manufacturing (LSM) remained under pressure due to weak aggregate demand amid high interest rates and energy prices. LSM declined by 3.8% in November 2024 with key sectors, such as Steel & Re-rolling, Food & Beverages, Fabricated Metal and Automobile, all experiencing a contraction. Average CPI in December 2024 was 12.6%, significantly easing from 30.8% in the previous year. Following this trend, the State Bank of Pakistan reduced policy rate to 12%. For the next year, economic revival indications are not promising, with GDP growth projections for FY 2025 at 2.8%.

To overcome these mounting macro economic challenges, the Company focused on commercial and operational excellence, with initiatives aimed at ensuring first-class customer service and margins improvement through both timely pricing actions and gains from production efficiency. As a result, Net Sales at Rs. 11.3 billion in 2024, are 32% higher than last year. Major contributors to this growth were the robust performances in the Healthcare and Medical Engineering segments, which grew by 60% and 22%, respectively. The Company's growing market share in the Healthcare segment reflects the trust customers place in the Company's product quality and service reliability, crucial choice elements in the Medical Oxygen market. In the Industrial Gases segment, demand was weak with contraction in volumes over last year. This, together with the low PSDP spend on projects, affected Welding products sales. Nitrogen sales, however, grew strongly by 62% over last year in the Oil & Gas and Chemicals sectors, where the Company has major market share.

With robust margin management and cost control, the Company reported a Gross Profit of Rs. 3.1 billion in 2024, up a significant 96% compared to last year. The Company's newly commissioned state-of-the-art 270 TPD Air Separation Unit (ASU), at Port Qasim, is operating at maximum efficiency. At the same time, the 133 TPD ASU at Sundar Lahore, post a successful turnaround, is delivering better operational efficiencies. Overheads (excluding provisions for doubtful debts and higher WPPF & WWF) were tightly controlled and increased by 13% over last year despite much higher inflation. Finance costs at Rs. 999 million were higher by 45%, primarily due to borrowing costs related to the long-term financing of the 270 TPD ASU and 11 TPS Electrode plants, which were capitalized last year.

The Company posted a Profit Before Tax and Levy of Rs. 1,177 million, up by a significant 473% compared to same period last year. After accounting for higher income tax and levy, an effective tax rate of 39%, amounting to Rs. 465 million including Super Tax of Rs. 115 million Profit After Tax and EPS were recorded at Rs. 712 million and Rs. 8.17, respectively, up by a significant 392% compared to last year.

SEGMENT PERFORMANCE:

Health and Safety

The Company is committed to continuous improvement in Safety, Health, Environment, and Quality (SHEQ), which guides its decisions, actions, and behaviors. In 2024, the Company achieved another accident-free year across plant operations, celebrating 10 years without an Lost Time Incident (LTI) at Port Qasim. Inspection, investigation, and enforcement remained key to the SHEQ strategy, supported by targeted hazard reporting campaigns in high-risk areas. A comprehensive SHEQ training program was also implemented across all sites to reinforce safety standards.

Environment

The Company is committed to environmental conservation through tree plantation and compliance with emission, effluent, and solid waste disposal standards. The Company's sustainability program, driven by SMART targets, focused on water and waste recycling, noise reduction, and lowering CO₂ levels. Waste management efforts included identifying and characterizing waste streams, optimizing reuse and recycling, and ensuring proper disposal while minimizing environmental impact.

Healthcare and Medical Engineering Services

In 2024, the Healthcare segment achieved a significant milestone of surpassing Rs. 5 billion in annual revenue, a historic achievement. This was on the back of an overall growth of 50% year-over-year, with Liquid Oxygen (LOX) volumes increasing by approximately 1.4 million m³. The Medical Engineering Services segment contributed Rs. 1 billion in revenues. This sterling performance reflects the customers' trust in the Company's product quality and delivery reliability. Several new hospitals, both in the private and public segments, were added to the Company's portfolio. In Medical Engineering Services, several indigenously produced products were successfully commercialized.

Industrial Gases

The Industrial Gases market faced demand contraction in Steel, Glass, and several other manufacturing industries. As a result, Oxygen sales volumes suffered. However, despite these challenges, higher Nitrogen sales to the Oil & Gas and Chemical sectors and strong CO₂ demand from the Food & Beverage sectors helped mitigate the decline. Furthermore, timely margin management measures boosted overall revenue and profit growth.

Welding & Hardgoods

Pakistan's Industrial sector faced a challenging economic landscape, with GDP growth stagnating at 2.3%. High interest rates, averaging 20%, continued to strain businesses, particularly in the construction and fabrication sectors affecting the Welding segment. Despite these challenges and limited opportunities, Packaged Gases and Products (PGP) registered a 10% growth in the special gases business with strong customer follow-up and portfolio expansion.

Operations

The Company achieved significant operational efficiency, reliability, and sustainability across its manufacturing sites. Energy consumption at the 270 TPD ASU was optimized, leading to significant cost savings. Liquid Argon production commenced ahead of schedule, increasing output and boosting revenues. The Hydrogen plant operated at full capacity to meet rising demand. The 133 TPD ASU at Sundar Lahore completed its first major turnaround in over a decade, improving reliability and efficiency. Sustainability remained a key focus, with advancements in renewable energy, water conservation, and waste management, resulting in lower carbon emissions, significant water savings, and an effective recycling strategy.

The Company maintains the following certifications across its manufacturing sites:

- West Wharf – ISO 9001, ISO 45001
- Port Qasim – ISO 9001, ISO 45001, ISO 14001, FSSC 22000, Halal Certification
- Sundar – IMS certifications (ISO 9001, ISO 14001, ISO 45001), Halal Certification
- Multan – FSSC 22000 (Food Safety Standards Certification)
- Shalamar – ISO 9001

Human Resources

The Company remains committed to the growth and development of its employees. In 2024, several employees were assigned new

roles to strengthen organizational capability. A structured succession planning framework is in place for key positions across Commercial, Technical, and Corporate functions. Additionally, a comprehensive rewards and recognition program fosters a culture of excellence in achieving business objectives.

Employees are required to always uphold the Company's Code of Ethics and Compliance.

Information Services

To maintain industry leadership in products and services, several digital transformation initiatives were successfully executed. There has been rapid digitalization of multiple business applications, enhancing efficiency and agility across the Company. The inhouse development of Artificial Intelligence (AI) based product scheduling and delivery applications has significantly improved customer service levels and a reduction in delivery costs.

COMPANY'S PRINCIPAL ACTIVITIES AND BUSINESS SEGMENTS

The Company is engaged in the manufacturing and sale of Industrial and Medical gases, Welding Electrodes, Hardgoods and Medical Equipment & Engineering Services. These activities are recorded under two segments, namely Industrial, Medical & Other Gases and Welding & Others.

ADHERENCE TO THE BEST PRACTICES OF CORPORATE GOVERNANCE

A statement setting out the Company's compliance status on the best practices of corporate governance appears in the "Corporate Governance Section" on Page No. 40. In addition, a "Statement of Compliance with Listed Companies (Code of Corporate Governance) Regulations, 2019" together with the Auditors' Review Report to Members thereon appears on Page No. 48 and 50, respectively.

DISTRIBUTION OF DIVIDENDS

Considering the Company's financial position and future cashflow requirements, the Directors have not recommended dividend payment for the year ended December 31, 2024.

KEY OPERATING AND FINANCIAL DATA

An overview of the key operating and financial data for the last 10 years in summarized form is given on page no. 52 of this Annual Report.

CONTRIBUTION TO NATIONAL EXCHEQUER

Information with respect to the Company's contribution towards the National Exchequer has been provided in the Statement of Value Added appearing in this Report on page no. 51.

RISK, UNCERTAINTIES AND MITIGATIONS

Operational Risks

The Company adheres to the highest standards of ethics, safety, and quality assurance to ensure continued and uninterrupted delivery of products and services to its customers.

Financial Risks

The overall risk exposure associated with the Company's financial assets and liabilities is very limited. The Company believes that it is not exposed to any major concentration of credit risk, exposure to which is managed through application of credit limits to its customers. The Company manages its exposure to financial risks as explained in Note 41 to the financial statements.

Compliance Risks

The Board and the management have instituted a strong governance and legal framework to ensure compliance to not only applicable laws and regulations but also to stay at par with best international practices.

BOARD OF DIRECTORS

The following changes have taken place in the Board of your Company since the last Annual Report 2023:

During the year, Mr. Nadir Salar Qureshi was appointed as an Independent Director, succeeding Mr. Jahangir Piracha. Mr. Qureshi brings extensive experience in strategic leadership, private equity, and portfolio management across diverse industries, with a strong track record in strategy development and team building. The Board welcomes Mr. Qureshi and looks forward to his valuable contributions towards the Company's objectives. Furthermore, a casual vacancy arose due to the resignation of Mr. Atif Aslam Bajwa, an Independent Director, effective December 13, 2024. Steps are underway to fill the vacancy in accordance with the Companies Act, 2017, and relevant regulations. The Board expresses its sincere appreciation to Mr. Piracha and Mr. Bajwa for their invaluable contributions during their tenure.

Total Number of Directors:

The total number of Directors are ten (10), with one (01) casual vacancy on the Board.

The composition of Directors as at December 31, 2024 is as follows:

- a) Male: 8
- b) Female: 1

Composition:

- a) Independent Directors: 3
- b) Non-executive Directors: 6

COMMITTEES OF THE BOARD

The Board has set up four (4) Committees, details of which are provided in "Corporate Governance Section" of the Report on page no. 42 & 43.

DIRECTORS' REMUNERATION

Shareholders at their 71st Annual General Meeting held on April 21, 2020 authorized the Board of Directors of the Company by way of a Special Resolution to determine from time to time, under and pursuant to Article 74 of the Company's Articles of Association, the fees payable to the Directors of the Company on

such basis as the Board of Directors may determine including, without limiting the generality of the foregoing, the determination of different fees for the members of the Board of Directors, and for the members of each Committee of the Directors, and for the Chairman of the Board of Directors and for the Chairman of any Committee of Directors.

CHIEF EXECUTIVE OFFICER

Following the election of Directors on January 23, 2023, Mr. Matin Amjad was re-appointed as Chief Executive Officer of the Company in accordance with the provisions of Section 187 of the Companies Act, 2017 on the existing terms and condition of his employment for a term of three years commencing from February 02, 2023.

DISCLOSURE OF SIGNIFICANT POLICIES ON WEBSITE

The following policies, as approved by the Board, are available on the Company's website:

- a) Whistleblowing Policy
- b) Anti-Sexual Harassment Policy
- c) Code of Ethics
- d) Safety, Health, Environment & Quality (SHEQ) Policy
- e) Gender Diversity Policy
- f) Investors Relation Policy

INTERNAL CONTROLS AND RISK MANAGEMENT

The Company maintains sound internal control systems to provide reasonable assurance of efficiency and effectiveness of operations, reliability of financial reporting and compliance with applicable laws and regulations. Such systems are monitored effectively by the management; while the Board Audit Committee reviews the internal control systems based on assessment of risks and reports to the Board of Directors.

The Board of Directors ensures and maintains full and effective control over all significant strategic, financial, organizational and compliance risks. The Directors have delegated to the management the establishment and implementation of the risk management system to ensure reduction of

risk to levels deemed acceptable by the Company.

AUDITORS

The present auditors, BDO Ebrahim & Co, Chartered Accountants, retire and being eligible, have offered themselves for reappointment. As recommended by the Audit Committee, the Board of Directors recommend their reappointment as auditors of the Company for the year ending December 31, 2025, at a fee/ remuneration to be mutually agreed.

RELATED PARTY TRANSACTIONS

The details of all related party transactions were placed periodically before the Audit Committee and upon its recommendation the same were reviewed and approved by the Board of Directors. The details of all related party transactions are disclosed in Note 43 annexed to the annual audited financial statements. All transactions with the Company's related parties were carried out at an arm's length price.

DIRECTORS' ORIENTATION PROGRAM

In pursuance of the Regulations, the Company conducts a detailed orientation program for each of its newly elected or appointed directors to acquaint them with the Company's vision, mission, code of ethics, business operations, strategy, financial projections, and policies enabling them to effectively govern affairs of the Company for and on behalf of the shareholders. Moreover, the Chairman, at the beginning of term of each director, issues letters to all newly elected/appointed directors setting out their roles, obligations, powers, and responsibilities in accordance with the Act and Company's Articles of Association.

DIRECTORS' TRAINING PROGRAM (DTP)

The majority of the Board members have completed their certification in DTP while one director was granted exemption by SECP based on prescribed qualification and experience. The Chief Executive Officer (a

deemed director) and Company Secretary also acquired certification in DTP from a recognized local institution.

PATTERN OF SHAREHOLDING

Information with respect to pattern of shareholding along with categories of shareholders as at December 31, 2024 as required under section 227 of the Companies Act, 2017, is given in this report on pages 105 and 106.

FUTURE OUTLOOK

Pakistan economy's growth for FY 2025 is projected at 2.8%, supported by a lower interest rate and easing inflation. The LSM sector may continue to be impacted by rising energy costs, and global economic uncertainties affecting overall Industrial Gases demand.

The Company remains focused on sustaining its growth momentum through operational efficiencies, product diversification, and customer-centric strategies. The Company's strategic investments, including the new ASU 270 TPD and 22 TPS Electrode plants will further enhance productivity and cost efficiencies.

The Company is committed to strengthening its market position by leveraging innovation, sustainability initiatives, and digital transformation to create long-term value for all stakeholders.

ACKNOWLEDGEMENT

The Board sincerely appreciates the management and employees for their dedication in achieving strong results amid economic challenges. The Board also thanks customers, suppliers, contractors, and stakeholders for their continued trust and support, which are vital to the Company's success.

On behalf of the Board.


Matin Amjad
Chief Executive Officer


Waqar Ahmed Malik
Chairman

Karachi: February 27, 2025

ہر سطح پر اس طرح نافذ کیا جائے کہ رسک کو قابل قبول حد تک کم کیا جاسکے۔
آڈیٹرز

موجودہ آڈیٹرز بی ڈی او ابراہیم اینڈ کمپنی، چارٹرڈ اکاؤنٹنٹس، ریٹائر ہو رہے ہیں اور اپنی قابلیت کی بنیاد پر ان کی جانب سے ایک مرتبہ پھر اپنی خدمات پیش کی گئی ہیں۔ جیسا کہ آڈٹ کمیٹی کی جانب سے سفارش کی گئی ہے، بورڈ کی جانب سے انکی بطور آڈیٹرز برائے مالی سال اختتامیہ 31 دسمبر 2025 دوبارہ تعیناتی کی سفارش کی ہے اس سلسلے میں فیس کی ادائیگی کا تعین باہمی رضامندی سے کیا جائے گا۔

متعلقہ پارٹیوں کے ساتھ کاروباری معاملات

متعلقہ پارٹیوں کے ساتھ کاروباری لین دین کے معاملات کو وقتاً فوقتاً آڈٹ کمیٹی کے سامنے پیش کیا جاتا رہا ہے اور ان معاملات کا بورڈ کی جانب سے جائزہ لئے جانے کے بعد منظوری بھی حاصل کی گئی۔ متعلقہ پارٹیوں کے ساتھ کاروباری لین دین کے معاملات کی تفصیلات کو سالانہ رپورٹ میں مالیاتی گوشواروں کے نوٹ نمبر 43 پر بیان کیا گیا ہے۔ متعلقہ پارٹیوں کے ساتھ کاروباری لین دین کے معاملات مارکیٹ میں مروجہ قیمتوں پر ہی طے کئے گئے ہیں۔

ڈائریکٹرز واقفیت پروگرام

قواعد کے مطابق، کمپنی کی جانب سے ہر منتخب شدہ یا تعینات کئے گئے ڈائریکٹر کیلئے واقفیت کا پروگرام مرتب کیا جاتا ہے جس کے ذریعے نئے آنے والے ڈائریکٹر کو کمپنی کے مشن، وژن، ضابطہ اخلاق، کاروباری افعال، حکمت عملی، مالیاتی اہداف اور پالیسیوں سے آگاہ کیا جاتا ہے تا کہ وہ حصص یافتگان کی نمائندگی کرتے ہوئے کمپنی کے معاملات کو باحسن و خوبی چلا سکیں۔ علاوہ ازیں ہر ڈائریکٹر کی مدت کے آغاز سے پہلے چیئرمین کی جانب سے تمام نومختب ڈائریکٹرز کو لیٹر جاری کئے جاتے ہیں جن میں انھیں ایکٹ اور کمپنی کے آرٹیکلز آف ایسوسی ایشن کے تحت انکی ذمہ داریوں، اختیارات اور کردار سے آگاہ کیا جاتا ہے۔

ڈائریکٹرز ٹریننگ پروگرام

ڈائریکٹرز کی اکثریت ڈائریکٹرز ٹریننگ پروگرام کے تحت سرٹیفیکیشن حاصل کر چکے ہیں، جبکہ تعلیمی قابلیت اور تجربے کی بنیاد پر ایک ڈائریکٹر کو ایس ای سی پی کی جانب سے اسٹیجی دیا گیا ہے۔ کمپنی کے چیف ایگزیکٹو آفیسر (متصور ڈائریکٹر) اور کمپنی سیکرٹری بھی ایک مقامی ادارے سے ڈائریکٹرز ٹریننگ پروگرام کر چکے ہیں۔

ترتیب حصص داری

حصص کی ترتیب سے متعلق معلومات مع حصص یافتگان کی درجہ بندی بتاریخ 31 دسمبر 2024 کے زیر تحت کمپنیز ایکٹ 2017 سیکشن 227 رپورٹ ہذا کے صفحہ نمبر 105 سے 106 پر موجود ہے۔

مستقبل کا منظر نامہ

پاکستان کی معیشت کی شرح نمو مالی سال 2025 کے لیے %2.8 رہنے کی توقع ہے، جو کم شرح سود اور افراط زر میں کمی کی بدولت معاونت حاصل کرے گی۔ بڑے پیمانے کی صنعتیں، توانائی کی بڑھتی ہوئی قیمتوں اور عالمی سطح پر غیر یقینی معاشی صورتحال سے متاثر رہ سکتا ہے، جو مجموعی طور پر صنعتی گیسوں کی طلب پر اثر ڈالے گا۔

کمپنی کاروباری افعال میں مستعدی، مصنوعات میں تنوع اور صارفین کی طلب پر توجہ دیتے ہوئے اپنی نشوونما میں مستقل مزاجی کی راہ پر گامزن رہے گی۔ کمپنی کی جانب سے نئے ASU 270 TDP اور TPS 22 الیکٹرو ڈیپلائس میں اسٹریٹجک انویسٹمنٹ کے ذریعے ایک جانب پیداواریت میں اضافہ ہو گا تو دوسری جانب پیداواری لاگت کو کم از کم سطح پر رکھنے میں بھی مدد ملے گی۔

کمپنی اس بات کیلئے پرعزم ہے کہ اختراعات، مستقل اقدامات اور ڈیجیٹل ٹرانسفورمیشن کے ذریعے تمام شراکت داروں کے ساتھ طویل المیعاد معیاری رشتے کو دوام بخشا جاسکے۔

اظہار تشکر

بورڈ کی جانب سے نامساعد حالات کے باوجود کمپنی کے اہداف کو زبردست طریقے سے حاصل کرنے پر کمپنی کی انتظامیہ اور ملازمین کو خراج تحسین پیش کیا جاتا ہے۔ بورڈ کمپنی کیلئے حمایت اور بھروسہ ظاہر کرنے پر تمام صارفین، ترسیل کاروں، کنٹریکٹروں اور تمام شراکت داروں کا تہہ دل سے شکر گزار ہے، یہ تمام افراد کمپنی کی کامیابی کیلئے ایک جزو لاینفک ہیں۔

منجانب بورڈ

Waqar Ahmad

دقار احمد ملک

چیئرمین

Mahmud Amin

ستین امجد

چیف ایگزیکٹو آفیسر

کراچی: 27 فروری 2025ء

بورڈ آف ڈائریکٹرز

گزشتہ مالی سال 2023 کی تاریخ سے اب تک آپکی کمپنی کے بورڈ آف ڈائریکٹرز میں مندرجہ ذیل تبدیلیاں رونما ہو چکی ہیں:

دوران سال جناب نادر سالار قریشی صاحب کو بطور غیر جانبدار ڈائریکٹر تعینات کیا گیا، انھیں جناب جہانگیر پراچہ صاحب کی جگہ تعینات کیا گیا۔ قریشی صاحب مختلف اقسام کی صنعتوں میں اسٹریٹجک لیڈرشپ، پرائیویٹ ایکویٹی اور پورٹ فولیو مینجمنٹ کا وسیع تجربہ رکھتے ہیں اور اسٹریٹجی ڈیولپمنٹ اور ٹیم بلڈنگ میں مہارتوں کے حامل ہیں۔ بورڈ کی جانب سے قریشی صاحب کو خوش آمدید کہا جاتا ہے اور امید کی جاتی ہے کہ ان کی مہارت اور تجربات کمپنی کے مقاصد کو آگے بڑھانے میں معاون ثابت ہوں گے۔ مزید برآں، 13 دسمبر 2024 کو جناب عاطف اسلم باجوہ صاحب کی جانب سے استعفیٰ دیئے جانے کے بعد ایک اتفاقی اسامی بھی خالی ہوئی۔ کمپنیز ایکٹ 2017 اور دیگر مروجہ قوانین کے تحت اس اسامی کو پُر کرنے کیلئے کاروائی زیر عمل ہے۔ کمپنی کا حصہ رہنے کے دوران کمپنی کیلئے پیش قیمت خدمات پیش کرنے پر بورڈ کی جانب سے پراچہ صاحب اور باجوہ صاحب کو خراج تحسین پیش کیا جاتا ہے۔

ڈائریکٹروں کی کل تعداد:

ڈائریکٹروں کی کل تعداد دس (10) ہے، اور اسی کے ساتھ اتفاقی طور پر پیدا ہونے والی ایک (1) اسامی خالی ہے۔

تاریخ 31 دسمبر 2024 کمپنی کے بورڈ آف ڈائریکٹرز کا اجتراج مندرجہ ذیل تھا:

الف۔ مرد: 8

ب۔ خاتون: 1

اجتراج:

الف۔ غیر جانبدار ڈائریکٹرز: 3

ب۔ غیر انتظامی ڈائریکٹرز: 6

بورڈ کی کمیٹیاں

بورڈ کی جانب سے چار (4) کمیٹیاں مرتب کی گئی ہیں جن کی تفصیلات "کارپوریٹ گورننس سیکشن" میں صفحہ نمبر 42 سے 43 پر بیان کی گئی ہیں۔ ڈائریکٹروں کا مشاہرہ

کمپنی کے حصص یافتگان کی جانب سے کمپنی کے 71^{ویں} سالانہ اجلاس عام منعقدہ 21 اپریل 2020 میں کمپنی کے آرٹیکلز آف ایسوسی ایشن کے آرٹیکل نمبر 74 کے تحت ایک خصوصی قرارداد کے ذریعے کمپنی کے

بورڈ آف ڈائریکٹرز کو اس بات کا مجاز بنایا گیا تھا کہ وہ وقتاً فوقتاً کمپنی کے ڈائریکٹرز کو ادا کی جانے والی فیس کا تعین کریں، ایسی کسی بنیاد پر جسے ڈائریکٹرز مناسب سمجھیں، مذکورہ بالا کی عمومیت تک محدود رہے بغیر، بورڈ کے ممبران، بورڈ کی کمیٹیوں کے ممبران، بورڈ کے چیئرمین اور کسی بھی کمیٹی کے چیئرمین یا ڈائریکٹرز کے مشاہرے کا تعین کر سکیں۔

چیف ایگزیکٹو آفیسر

ڈائریکٹروں کے انتخابات کے انعقاد مورخہ 23 جنوری 2023 کے بعد کمپنیز ایکٹ 2017 کے سیکشن 187 کے تحت جناب متین امجد صاحب کو ایک مرتبہ پھر کمپنی کا چیف ایگزیکٹو آفیسر مقرر کیا گیا ہے، ان کا تقرر موجودہ شرائط و ضوابط کے تحت آئندہ تین سال کے عرصے کیلئے کیا گیا ہے جس کا آغاز 02 فروری 2023 سے ہوا۔

اہم پالیسیوں کی ویب سائٹ پر اشاعت

بورڈ کی منظوری کے ساتھ، مندرجہ ذیل اہم پالیسیاں کمپنی کی ویب سائٹ پر ملاحظہ کی جاسکتی ہیں:

الف) وٹل بلوڈنگ پالیسی

ب) عدم جنس حراستی کی پالیسی

ج) ضابطہ اخلاق

د) سیفٹی، ہیلتھ، بقائے ماحولیات اور معیار (SHEQ) سے متعلق پالیسی۔

ه) صنفی تنوع کی پالیسی

و) سرمایہ کاروں سے تعلقات کی پالیسی

اندرونی کنٹرول اور رسک مینجمنٹ

کمپنی کی جانب سے اپنے کاروباری افعال کی سیکورٹی کو برقرار رکھنے، مالیاتی رپورٹنگ کو شفاف بنانے اور مروجہ قوانین و ضوابط کی پاسداری کو یقینی بنانے کیلئے کمپنی کے اندر ایک جامع اندرونی کنٹرول کا نظام نافذ العمل ہے۔ اس نظام کی انتظامیہ کی جانب سے ہمہ وقت نگرانی کی جاتی ہے اور بورڈ کی آڈٹ کمیٹی اندرونی کنٹرول کے نظام کے رسک کے جائزے کی بنیاد پر اس نظام کا جائزہ لیتی ہے اور اس سے متعلق اپنی رپورٹ بورڈ آف ڈائریکٹرز کے سامنے پیش کرتی ہے۔ بورڈ آف ڈائریکٹرز کی جانب سے تمام اہم اسٹریٹجک، فنانشل، تنظیمی اور قوانین کی پاسداری سے متعلق رسک کا باریک بینی کے ساتھ جائزہ لیا جاتا ہے اور ان امور پر مکمل کنٹرول کو ممکن بنایا جاتا ہے۔ بورڈ کی جانب سے انتظامیہ کو اختیار بنایا گیا ہے کہ رسک کو کم از کم کرنے کیلئے نظام کو وضع اور کمپنی میں

کمپنی اپنی مینوفیکچرنگ سائنس پر مندرجہ ذیل سرٹیفیکیشنز کی حامل ہے:

- ویسٹ وہارف - ISO 9001, ISO 45001
- پورٹ قاسم - حلال سرٹیفیکیشن, ISO 9001, ISO 45001, ISO 14001, FSSC 22000
- سندھ - حلال سرٹیفیکیشن IMS certifications (ISO 9001, ISO 14001, ISO 45001)
- ملتان - FSSC 22000 (Food on Safety Standards Certification)
- شالامار - ISO 9001

انسانی وسائل

کمپنی اپنے ملازمین کی تربیت و ترقی کیلئے پرعزم ہے۔ تنظیمی ڈھانچے کو مضبوط بنانے کیلئے مالی سال 2024 کے دوران کمپنی کی جانب سے کئی ملازمین کو نئی ذمہ داریاں سونپی گئیں۔ کمرشل، ٹیکنیکل اور کارپوریٹ کے شعبوں میں سکیشن کا ایک مؤثر نظام نافذ العمل ہے۔ علاوہ ازیں، ملازمین کی کوششوں کو تسلیم کرنے اور انھیں مناسب معاوضہ دینے کیلئے ایک ایسا کلچر فروغ پا چکا ہے، جہاں کاروباری اہداف کے حصول کیلئے مہارتوں کو فروغ دیا جاتا ہے۔

تمام ملازمین پر لازم ہے کہ کمپنی کے کوڈ آف اینتھکس اور مروجہ ضوابط کی مکمل پاسداری کریں۔

انفارمیشن سروسز

مصنوعات اور خدمات میں کمپنی کی انڈسٹری لیڈرشپ کو برقرار رکھنے کیلئے کئی ڈیجیٹل تبدیلیوں کے اقدامات کامیابی کے ساتھ اٹھائے گئے ہیں اور ان پر عمل بھی کیا گیا ہے۔ بہت سی کاروباری اپیلیکیشنز کی تیزی کے ساتھ ڈیجیٹلائزیشن کی گئی ہے جس کے باعث پوری کمپنی میں افعال کی رفتار اور کارکردگی میں اضافہ ہوا ہے۔ کمپنی کے انڈر آرٹیفیشل انٹیلیجنس کی بنیاد پر مرتب کئے گئے پروڈکٹ شیڈولنگ اور ڈیلیوری سسٹم کی وجہ سے ناصرف کسٹمرسروس میں بہتری آئی ہے بلکہ ڈیلیوری کے اخراجات میں بھی کمی واقع ہوئی ہے۔

کمپنی کا بنیادی کاروبار اور کاروباری شعبے

کمپنی انڈسٹریل اور میڈیکل گیسوں، ویلڈنگ الیکٹروڈز، ہارڈ گڈز اور میڈیکل آلات بنانے اور فروخت کرنے اور انجینئرنگ سروسز فراہم کرنے کے کاروبار سے منسلک ہے۔ یہ تمام سرگرمیاں دو شعبوں کے تحت ریکارڈ کی جاتی ہیں یعنی انڈسٹریل، میڈیکل و دیگر گیسوں اور ویلڈنگ و دیگر۔

کارپوریٹ گورننس کے سنبھلے اصولوں کی پاسداری کمپنی کی جانب سے کارپوریٹ گورننس کے سنبھلے اصولوں کی پاسداری کے معاملات سے متعلق ایک رپورٹ بعنوان "کارپوریٹ گورننس سیکشن" صفحہ نمبر 40 پر منسلک ہے۔ علاوہ ازیں، "الیکٹڈ کمپنیز (کوڈ آف کارپوریٹ گورننس) ریگولیشنز، 2019" کے ساتھ عمل درآمد کا اسٹیٹمنٹ معہ آڈیٹرز کی جائزہ رپورٹ ممبران کے ملاحظہ کرنے کیلئے صفحہ نمبر 48 تا 50 بالترتیب منسلک ہے۔

ڈیویڈنڈز کی تقسیم

کمپنی کے مالی حالات اور مستقبل کے کیش فلوی ضروریات کو مد نظر رکھتے ہوئے، کمپنی کے بورڈ آف ڈائریکٹرز نے 31 دسمبر 2024ء کو ختم ہونے والے سال کے لیے منافع مقسمہ کی ادائیگی کی تجویز نہیں دی ہے۔

اہم کاروباری اور مالیاتی معلومات

اس سالانہ رپورٹ کے صفحہ نمبر 52 پر کمپنی کے گزشتہ دس سال کی اہم کاروباری اور مالیاتی معلومات فراہم کی گئی ہیں۔

قومی خزانے میں کمپنی کا حصہ

رپورٹ ہذا میں دہلیویڈ کے بیان میں کمپنی کی جانب سے قومی خزانے میں ملائے جانے والے حصے سے متعلق معلومات کو صفحہ نمبر 51 پر تفصیل سے بیان کیا گیا ہے۔

رسک، غیر یقینی صورتحال اور رسک میں کمی

آپریٹنگ رسک

کمپنی کی جانب سے صارفین کو اعلیٰ معیار کی مصنوعات کی بلا تعلق فراہمی کو ممکن بنانے کیلئے اخلاقیات، سہولتی اور معیار کے اعلیٰ اصولوں کی پاسداری کی جاتی ہے۔

مالیاتی رسک

کمپنی کے مالیاتی اثاثوں اور ذمہ داریوں سے منسلک رسک بہت محدود ہے۔ کمپنی پر اعتماد ہے کہ کمپنی کو کوئی سنجیدہ کریڈٹ رسک لاحق نہیں ہے، اس قسم کے رسک کو کم کرنے کیلئے کریڈٹ لیٹ کا استعمال کیا جاتا ہے، کمپنی کے مالیاتی رسک سے نمٹنے کے طریقہ کار کو مالیاتی گوشوارے کے نوٹ نمبر 41 پر بیان کیا گیا ہے۔

قواعد کی پاسداری کا رسک

کمپنی کے بورڈ اور انتظامیہ کی جانب سے ایک مضبوط گورننس اور لیگل فریم ورک وضع کیا گیا ہے تاکہ ناصرف اس بات کو یقینی بنایا جاسکے کہ پاکستان میں مروجہ قوانین کی مکمل پاسداری کی جائے بلکہ بین الاقوامی معیارات پر عمل کو بھی ممکن بنایا جاسکے۔

شعبے کی کارکردگی

حفاظت اور صحت

کمپنی حفاظت، صحت، ماحولیات اور معیار کی بلندی کیلئے پرعزم ہے، جو اس کے فیصلوں، اقدامات اور رویوں کی بنیاد بنتا ہے۔ مالی سال 2024 کے دوران پلانٹ آپریشن میں کمپنی نے ایک اور ایسا سال گزارا ہے جہاں کوئی بھی حادثہ رونما نہیں ہوا، اور کمپنی پورٹ قاسم کے مقام پر بناہ کسی لاسٹ ٹائم اینڈینٹ (ایل ٹی آئی) کے دس سال منا رہی ہے۔ حفاظت، صحت، ماحولیات اور معیار کے سلسلے میں کمپنی تحقیقی، تفتیش اور نفاذ کے بنیادی اصولوں پر عمل پیرا رہی ہے، اور جن مقامات پر رسک زیادہ ہونے کے امکانات موجود تھے وہاں اہداف پر مبنی رپورٹنگ کی مہمات کا سہارا لیا گیا۔ حفاظت کے معیارات کو برقرار رکھنے کیلئے تمام سائٹس پر حفاظت، صحت، ماحولیات اور معیار سے متعلق تربیتی پروگراموں کا اہتمام کیا گیا۔

ماحولیات

کمپنی شہر کاری کے ذریعے ماحولیات کی بقاء کیلئے پرعزم ہے، اور اس سلسلے میں کمپنی کی جانب سے گیسوں کے اخراج، فضلے کے اخراج اور ٹھوس شکل میں نکلنے والے پکڑے کو باقاعدہ معیار کے مطابق ٹھکانے لگایا جاتا ہے۔ کمپنی کی جانب سے تسلسل کے ساتھ اسمارٹ ٹارگٹس پر مبنی پروگرام کی توجہ بنیادی طور پر پانی، ویسٹ ری سائیکلنگ، شور میں کمی، اور کاربن ڈائی آکسائیڈ کے اخراج میں کمی پر مرکوز ہے۔ ویسٹ مینجمنٹ کے سلسلے میں کمپنی کی کاوشیں ویسٹ اسٹریم کی شناخت، درجہ بندی، ری سائیکلنگ کے زیادہ سے زیادہ استعمال اور فضلے کو ٹھکانے لگاتے وقت اس بات کا خیال رکھنے میں مرکوز رہتی ہیں کہ ماحولیات پر کم سے کم اثرات مرتب ہوں۔

ہیلتھ کیئر اور میڈیکل انجینئرنگ سروسز

سال 2024 میں ہیلتھ کیئر کے شعبے نے سالانہ 5 بلین روپے کی آمدن کا ایک نیا سنگ میل عبور کیا ہے جو کہ یقیناً ایک تاریخی کامیابی ہے۔ یہ کامیابی سالانہ 50% مجموعی ترقی کے باعث ممکن ہوئی، جس میں لیکو ڈ آکسیجن (LOX) کے حجم میں تقریباً 1.4 ملین m^3 کا اضافہ شامل تھا۔ آمدن میں 1 بلین روپے کا حصہ میڈیکل انجینئرنگ سروسز کے شعبے کی جانب سے حاصل ہوا ہے۔ یہ بہترین کارکردگی اس بات کی غماز ہے کہ صارفین کمپنی کے پروڈکٹ کے معیار اور ترسیلات کے یقینی ہونے پر بھروسہ رکھتے ہیں۔ کئی پرائیویٹ اور سرکاری ہسپتال کمپنی کے پورٹ فولیو میں شامل کئے گئے ہیں۔ میڈیکل انجینئرنگ کے شعبے میں مقامی طور پر تیار شدہ کئی

مصنوعات کو کامیابی کے ساتھ کمرشل شط پر متعارف کروایا گیا ہے۔

انڈسٹریل گیسز

انڈسٹریل گیس کی طلب اسٹیل، شیشے اور کئی دیگر مینوفیکچرنگ انڈسٹریز میں سکڑ چکی ہے، نتیجتاً آکسیجن کی فروخت پر منفی اثرات مرتب ہوئے ہیں۔ تاہم ان نامساعد حالات کے باوجود آئل اینڈ گیس اور کیمیکلز کے سیکٹرز میں نائٹروجن کی بڑھتی ہوئی طلب اور فوڈ اینڈ بیوریج کے سیکٹرز میں کاربن ڈائی آکسائیڈ کی طلب کی وجہ سے اس کمی پر قدرے قابو پانے میں مدد ملی۔ مزید برآں، منافع کیلئے اٹھائے جانے والے بروقت اقدامات کی وجہ سے مجموعی طور پر آمدن اور منافع کی شرح کو فروغ ملا۔

ویلڈنگ و ہارڈ گڈز

پاکستان میں انڈسٹری کے شعبے کو معاشی طور پر نامساعد حالات کا سامنا ہے، جی ڈی پی کی شرح محض 2.3% تک ہی محدود ہے۔ بلند شرح سود جو کہ مجموعی طور پر 20% کے آس پاس رہی کاروباری سیکٹرز پر دباؤ ڈالتی رہی بالخصوص تعمیرات اور فیئر کیلکیشن کے سیکٹرز اس سے بری طرح متاثر ہوئے اور اس کے منفی اثرات ویلڈنگ کے شعبے پر بھی مرتب ہوئے۔ ان نامساعد حالات اور محدود مواقع کے باوجود، پی جی پی نے خصوصی گیسوں کے کاروبار میں 10% ترقی حاصل کی، جو کہ مضبوط کسٹمر فالو اپ اور پورٹ فولیو میں توسیع کا نتیجہ تھی۔

آپریٹرز

کمپنی نے اپنی مینوفیکچرنگ سائٹس پر آپریشنل کارکردگی، استحکام اور استقلال میں اضافہ کیا ہے۔ توانائی کا صرف بمقام 270 ٹی ڈی اے ایس پر بہترین رہا جس کے باعث پیداواری لاگت کو کنٹرول کرنے میں بہت مدد ملی۔ لیکو ڈ آگون کی پیداوار طے شدہ وقت سے پہلے ہی شروع ہو گئی جس کے باعث نا صرف پیداوار بلکہ آمدن میں بھی اضافہ ہوا۔ ہائیڈروجن کا پلانٹ اپنے مکمل استعداد کے ساتھ کام کرتا رہا اور بڑھتی ہوئی طلب کو پورا کرنے میں اہم کردار ادا کیا۔ لاہور میں سنڈر کے مقام پر 33 ٹی ڈی اے ایس یونے ایک دہائی بعد اپنی پہلی بڑی تجدید مکمل کی، جس سے اعتماد اور کارکردگی میں بہتری آئی ہے۔ کمپنی کے تمام افعال میں بنیادی توجہ استقلال کی جانب دی گئی ہے، قابل تجدید توانائی، پانی کی بچت اور ویسٹ مینجمنٹ کے شعبے بطور خاص توجہ کا مرکز رہے، نتیجتاً کاربن کا اخراج کم از کم رہا، پانی کی بڑے پیمانے پر بچت کی گئی اور ری سائیکلنگ کی حکمت عملی پر کامیابی کے ساتھ عمل کیا گیا۔

ڈائریکٹرز کا جائزہ

ڈائریکٹرز انتہائی مسرت کے ساتھ کمپنی کی سالانہ رپورٹ مع آڈٹ شدہ مالیاتی گوشوارے برائے مالی سال اختتامیہ 31 دسمبر 2024 آپ کی خدمت میں پیش کر رہے ہیں۔

کمپنی کی کارکردگی کا جائزہ

انڈسٹری کے شعبے میں بلحاظ حجم گیس کی کھپت میں کمی ریکارڈ کی گئی ہے۔ ان حالات، بشمول پی ایس ڈی پی پر کئے جانے والے اخراجات میں کمی کی وجہ سے ویلڈنگ پروڈکٹس کی فروخت متاثر ہوئی۔ تاہم گزشتہ مالی سال کے مقابلے میں نائٹروجن کی فروخت میں 62% کا زبردست اضافہ ہوا ہے، یہ اضافہ آئل اینڈ گیس اور کیمیکلز کے شعبوں میں ہوا ہے اور ان شعبوں میں بڑا مارکیٹ شیئر کمپنی کے پاس ہے۔

منافع میں زبردست اضافے اور پیداواری لاگت پر کنٹرول پانے کے ساتھ، کمپنی کی جانب سے مالی سال 2024 کیلئے 3.1 بلین روپے کا خام منافع ریکارڈ پر لایا گیا ہے جو کہ گزشتہ مالی سال کے مقابلے میں 96% کی زبردست حد تک زائد ہے۔ رپورٹ قاسم کے مقام پر کمپنی کا جدید ترین 270 ٹی پی ڈی ایئر سپریشن یونٹ (ASU) اپنی بہترین صلاحیتوں کے ساتھ فعال ہے۔ اس کے ساتھ ساتھ لاہور سنڈر کے مقام پر 133 ٹی پی ڈی ایے ایس یو بھی کامیاب تجدیدی عمل کے بعد بہتر عملیاتی کارکردگی فراہم کر رہا ہے۔ اوو ہیڈ اخراجات پر قابو پایا گیا (WPPF) اور زیادہ بلند WPPF اور (WWF) اور وہیز میں گزشتہ سال کے مقابلے میں مہنگائی کی بلند شرح کے باوجود محض 13% کا اضافہ ہوا۔ مالی اخراجات 999 ملین روپے تک پہنچ گئے ہیں، جو پچھلے سال کے مقابلے میں 45% زیادہ ہیں۔ اس اضافے کی بنیادی وجہ 270 ٹی پی ڈی ایئر سپریشن یونٹ (ASU) اور TPS II الیکٹروڈ پلانٹس کے لئے طویل المدتی فنانسنگ سے وابستہ قرضوں کے اخراجات ہیں، جو کہ گزشتہ سال کی پھلانگیز کئے گئے تھے۔

کمپنی کی جانب سے منافع قبل از ٹیکس اور لیوی 1,177 ملین روپے ریکارڈ کیا گیا ہے جو کہ گزشتہ مالی سال کے مقابلے میں 473% کی زبردست سطح تک زائد ہے۔ آگم ٹیکس اور لیوی کی بلند شرح کے بعد حقیقی ٹیکس شرح 39% رہی اور اس شرح کے ساتھ ٹیکس کی رقم 465 ملین روپے بشمول 115 ملین روپے سپر ٹیکس بنتی ہے۔ بعد از ٹیکس منافع اور فی حصص آمدن بالترتیب 712 ملین روپے اور 8.17 روپے ہے، جو کہ گزشتہ مالی سال کے مقابلے میں 392% زائد ہے۔

مالی سال 2024 میں پاکستان کی معیشت 2.5% کی شرح نمو کے ساتھ ست روی کا شکار رہی، اور گزشتہ سال 0.2% سکڑاؤ کا سامنا رہا۔ بجلی کی بڑھتی ہوئی قیمتوں بلند شرح سود اور مجموعی طور پر طلب میں کمی کی وجہ سے بڑے پیمانے کی صنعتیں دباؤ کا شکار رہیں۔ نومبر 2024 میں بڑے پیمانے کی صنعتوں میں 3.8% سے کمی واقع ہوئی جن میں آئیل اینڈ ری رولنگ، فوڈ اینڈ بیورس، فہر کیلینڈ میٹل اینڈ آٹو موہائل سمیت دیگر اہم صنعتیں بھی شامل تھیں، ان تمام صنعتوں میں سکڑاؤ کا رجحان دیکھا گیا ہے۔ دسمبر 2024 میں اوسط کنزیومر پرائس انڈیکس 12.6% ریکارڈ کیا گیا جو کہ اس سے پچھلے سال کے سی پی آئی کے مقابلے میں کافی کم تھا۔ اس رجحان کو مد نظر رکھتے ہوئے اسٹیٹ بینک آف پاکستان کی جانب سے پالیسی ریٹ میں کمی کی گئی اور ریٹ کو 12% تک نیچے لایا گیا۔ آئندہ سال کیلئے بھی معیشت کی بحالی کے اشاریے قوی دکھائی نہیں دیتے، مالی سال 2025 کیلئے جی ڈی پی کا ہدف محض 2.8% رکھا گیا ہے۔

ان بڑے مسائل کے پیش نظر کمپنی کی جانب سے کمرشل اور آپریشنل میدانوں میں مہارتوں پر توجہ مرکوز رکھی گئی، جس میں بروقت قیمتوں کے تعین اور پیداواری کارکردگی میں بہتری کے ذریعے منافع میں فروغ اور بہترین کسٹمر سروس کو یقینی بنانے کے اقدامات شامل تھے۔ نتیجتاً مالی سال 2024 کیلئے صافی فروخت 11.3 بلین روپے رہی جو گزشتہ مالی سال کے مقابلے میں 32% زائد ہے۔ اس بلند شرح نمو میں اہم کردار ہیلتھ کیئر اور میڈیکل انجینئرنگ کے شعبوں میں بہترین کارکردگی کی وجہ سے ممکن ہوا جن کی شرح نمو بالترتیب 60% اور 22% رہی۔ ہیلتھ کیئر کے شعبے میں کمپنی کے بڑھتے ہوئے مارکیٹ شیئر سے صاف ظاہر ہے کہ صارفین کمپنی کے معیار اور سروس کے قابل بھروسہ ہونے پر اعتماد کرتے ہیں جو میڈیکل آکسیجن مارکیٹ میں انتہائی اہم عوامل ہیں۔ جہاں تک انڈسٹریل شعبے کا تعلق ہے، گزشتہ مالی سال کے مقابلے میں اس طلب میں کمی رہی کیونکہ

Management Team



MATIN AMJAD
Chief Executive Officer



JAMSHED AZHAR
Chief Financial Officer



MAZHAR ALI
Head of Business-Healthcare &
Medical Engineering Services



ARSHAD MANZOOR
Head of Information
Systems



FARRIED AMAN SHAIKH
Head of Marketing, Business
Development & Customer
Services



MAZHAR IQBAL
Head of Human Resources &
Admin, Company Secretary &
Financial Controller



SHAHBAZ KHALIL
Head of Business - PGP,
Hardgoods & Distributors

CORPORATE GOVERNANCE

Pakistan Oxygen Limited ("the Company") is committed to high standards of corporate governance, operating in compliance with the applicable corporate laws & regulations, its Articles of Association, and internal policies and procedures approved by the Board of Directors (The Board). Governance is further strengthened through a robust code of ethics, risk management framework, and internal controls that uphold objectivity, accountability, and integrity. The Company continuously enhances its governance practices to drive sustainable economic value for shareholders, customers, employees, stakeholders, and society.

COMPLIANCE STATEMENT

The Board has complied with the Companies Act, 2017 (the Act), the Listed Companies (Code of Corporate Governance) Regulations, 2019 (the Regulations), requirements of the Rule Book of Pakistan Stock Exchange and the Financial Reporting Framework of Securities & Exchange Commission of Pakistan (SECP).

The Directors are pleased to state as follows:

- The financial statements, prepared by the management of the Company, present its state of affairs fairly, the result of its operations, cash flows and changes in equity.
- Proper books of account of the Company have been maintained.
- Appropriate accounting policies have been consistently applied in preparation of financial statements and accounting estimates are based on reasonable and prudent judgment.
- International Financial Reporting Standards (IFRS), as applicable in Pakistan, have been followed in preparation of financial statements and any departure therefrom has been adequately disclosed and explained.
- The Company maintains sound internal control system which provides reasonable assurance against any material misstatement or loss. Such system is monitored effectively by the management; while the Board Audit Committee reviews internal control system based on assessment of risks and reports to Board of Directors.
- There are no significant doubts upon the Company's ability to continue as a going concern.
- There has been no material departure from the best practices of corporate governance.
- Key operating and financial data of last 10 years in a summarized form is given on page number 52 of this annual report.
- Information about outstanding taxes and levies, if any is given in the notes to the financial statements.
- Information with respect to significant business plans and decisions for the future prospects of profits have been stated in the Directors Report as approved by the Board.
- The management of the Company is committed to good corporate governance, and appropriate steps are taken to comply with the best practices.

INVESTMENT IN RETIREMENT BENEFITS

The value of net asset available as benefits in the staff retirement funds as per their respective financial statements is as follows:

Name of Funds	Un-audited	Audited
Staff Provident Fund		Rs 188 million as at 31 July 2024
Employees' Gratuity Fund	Rs. 216 million as at 31 December, 2024	Rs. 200 million as at 31 December, 2023
Management Staff Pension Fund	Rs. 85 million as at 31 December, 2024	Rs. 88 million as at 31 December, 2023
Management Staff Defined Contribution Pension Fund	Rs. 271 million as at 31 December, 2024	Rs. 242 million as at 31 December, 2023

COMPOSITION OF BOARD OF DIRECTORS

In pursuance of the Regulations, the Company encourages representation of Independent and Non-Executive Directors with gender diversity on its Board.

The existing Board of the Company, comprising 10 (ten)* members and having core competencies, diversity, requisite skills, knowledge and experience, fulfils the criteria as considered relevant in the context of the

Company's operations.

The current composition of the Board is as follows:

Total Number of Directors:

- (a) Male: 8
(b) Female: 1

*Total No. of Directors are 10. However, as at December 31, 2024, there were 9 Directors due to casual vacancy occurred upon the resignation of a director.

Composition:

- Independent Directors: 3
Non-Executive Directors: 6

The Chairman of the Board, who is Non-Executive Director, ensures that the Board plays an effective role in fulfilling all its responsibilities while the independent and non-executive Directors constructively challenge and help in formulating the strategy.

During the year, 07 (seven) meetings of the Board of Directors, 05 (five) meetings of its Board Audit Committee (BAC), 04 (four) meetings of Board Strategy Committee (BSC), 05 (five) meetings of the Human Resource, Remuneration & Nomination Committee (HRR&NC) and 03 (three) meetings of the Share Transfer Committee were held. Attendance by each Director in the meetings of the Board and its Committees is as follows:

Name of Directors	Board of Directors	Audit Committee	Strategy Committee	Human Resource, Remuneration & Nomination Committee	Share Transfer Committee
	7	5	4	5	3
Mr. Waqar Ahmed Malik	7	-	3	-	-
Mr. Atif Aslam Bajwa*	5	-	-	5	-
Mr. Javed Kureishi	7	5	4	-	-
Mr. Jahangir Piracha*	1	1	-	-	-
Mr. Matin Amjad**	7	-	4	-	3
Mr. Mohammad Iqbal Puri	4	-	-	-	-
Mr. Nadir Salar Qureshi*	3	2	1	-	-
Mr. Shahid Mehmood Umerani	6	-	3	5	-
Mr. Siraj Ahmed Dadabhoy	7	-	4	-	-
Syed Hassan Ali Bukhari	7	-	-	5	3
Mr. Tayyeb Afzal	7	5	4	-	-
Ms. Tushna D Kandawalla	6	4	-	4	-

*Mr. Jahangir Piracha resigned from the Board w.e.f. March 29, 2024, and Mr. Nadir Salar Qureshi was appointed in his place w.e.f. June 20, 2024. Further, Mr. Atif Aslam Bajwa resigned from the Board w.e.f. December 13, 2024.

**Mr. Matin Amjad, Chief Executive, is a deemed director.

Leave of absence was granted to Directors who could not attend the meetings.

ROLE AND RESPONSIBILITY OF THE CHAIRMAN AND CHIEF EXECUTIVE OFFICER

The Board of Directors has clearly defined the respective roles and responsibilities of the Chairman (Non-Executive) and the Chief Executive Officer.

The role of the Chairman is primarily to manage the Board, its various Committees and to ensure effective oversight of the Company's operations and performance in line with the business plan and strategy. The Chairman also ensures that the Board discharges its various fiduciary and other responsibilities as per the applicable laws and regulations.

Additionally, the Chairman sets the agenda of the meeting of the Board and ensures that reasonable time is available for discussion of the same. Moreover, the Chairman, at the beginning of term of each director, issues letter to Directors setting out their roles, obligations, powers and responsibilities in accordance with the Act and Company's Articles of Association. The Role of the Chairman is described in detail in Chairman's review on page #26.

The Chief Executive is responsible for all matters pertaining to the operations and functioning of the Company which, among others, include the following:

- making major corporate decisions
- managing the overall operations and resources of the Company
- acting as the main point of communication between the Board and corporate operations
- communicating, on behalf of the Company, with shareholders, government entities, and the customers
- formulating/crafting and leading the development of the Company's short and long term strategy; and
- implementing the Company's vision and mission.

COMMITTEES OF THE BOARD

The Committees of the Board act in line with their respective terms of reference as determined by the Board. These Committees assist the Board in the discharge of its fiduciary responsibilities. All committees of

the Board were reconstituted on February 02, 2023, after the election of Directors on January 23, 2023.

AUDIT COMMITTEE WITH BRIEF TERMS OF REFERENCE

The Board Audit Committee (BAC) assists the Board in fulfilling its responsibilities, primarily in reviewing and reporting financial and non-financial information to shareholders and complying with all relevant statutory requirements and best practices of the Code of Corporate Governance. The BAC also ascertains that the internal control system is adequate and effective, and reports matters of significance to the Board. The BAC is authorized to call for information from management and to consult directly with independent professionals as considered appropriate.

The BAC of the Company consists of the three (3) Independent Directors and one (1) Non-Executive Director. The Chairman of the Committee is an Independent Director and financially literate. The Chief Executive Officer and Chief Financial Officer attends meetings by invitation only with limited participation. The External Auditors attend the meetings of the BAC by invitation at which issues relating to accounts and audit are discussed. The Committee meets the External Auditors at least once a year without the Chief Financial Officer and the Head of Internal Audit being present.

The Audit Committee also meets the Head of Internal Audit and other members of the internal audit function, at least once in a year, without the Chief Financial Officer and the External Auditors being present. The present members of BAC are as follows:

1. Mr. Tayyeb Afzal	Independent
Chairman	Director
2. Mr. Javed Kureishi	Non-Executive
Member	Director
3. Mr. Nadir Salar Qureshi	Independent
Member	Director
4. Ms. Tushna D. Kandawalla	Independent
Member	Director

Mr. Mazhar Iqbal, Company Secretary is the Secretary of the Committee.

The internal audit function has been outsourced by the Company to a professional services firm, M/s EY Ford Rhodes, Chartered Accountants. Consequently, the Company has designated the Company Secretary as Head of Internal Audit who holds the required qualification and experience as prescribed under the Regulations to act as coordinator between the firm providing internal audit services and the Board or the BAC.

HUMAN RESOURCE, REMUNERATION AND NOMINATION COMMITTEE WITH BRIEF TERMS OF REFERENCE

The Human Resource, Remuneration and Nomination Committee (HRR&NC) assists the Board in effective discharge of its responsibilities in matters relating to appointments of senior executives and their remuneration as well as management performance review, succession planning and career development. The HRR&NC supports the Board in search of potential candidates for election of directors including filling up casual vacancy(ies) occurring on the Board. The HRR&NC also nominates candidate(s) and assists the Board in evaluation of their skills, knowledge and experience as considered relevant in the context of Company's operations.

The HRR&NC comprises of two (2) Non-Executive Directors and two (2) Independent Directors including the Chairperson who is an Independent Director. The present members are as follows:

1. Ms. Tushna D. Kandawalla Chairperson	Independent Director
2. Mr. Nadir Salar Qureshi Member	Independent Director
3. Syed Hassan Ali Bukhari Member	Non-Executive Director
4. Mr. Shahid Mehmood Umerani Member	Non-Executive Director

The Secretary of the Committee is Mr. Mazhar Iqbal, Head of Human Resources & Admin, Company Secretary & Financial Controller.

STRATEGY COMMITTEE WITH BRIEF TERMS OF REFERENCE

The Strategy Committee formulates strategic policies and provides advisory to the Board members on important business direction including organizational matters and mergers & acquisitions, thereby supporting the Board and the CEO in achieving Company's strategic goals to deliver a long-term shareholders value creation.

The Committee comprises of six (6) members including three (3) Non-Executive Directors, two (2) Independent Directors and Chief Executive Officer. The present members of the Committee are as follows:

1. Mr. Waqar Ahmed Malik Chairman	Non-Executive Director
2. Mr. Javed Kureishi Member	Non-Executive Director
3. Mr. Matin Amjad Member	Chief Executive Officer
4. Mr. Nadir Salar Qureshi Member	Independent Director
5. Mr. Siraj Ahmed Dadabhoy Member	Non-Executive Director
6. Mr. Tayyeb Afzal Member	Independent Director

Mr. Jamshed Azhar, Chief Financial Officer, is the Secretary of the Committee.

SHARE TRANSFER COMMITTEE

The Committee approves registration, transfers and transmission of shares, a summary of which is subsequently notified to the Board.

This Committee comprises of the following members:

1. Syed Hassan Ali Bukhari Chairman	Non-Executive Director
2. Mr. Matin Amjad Member	Chief Executive Officer

The Secretary of the Committee is Ms. Amna Mustafa, Deputy Manager Reporting and Corporate Compliance.

INTERNAL AND EXTERNAL AUDIT

Internal Audit

At Pakistan Oxygen Limited, Internal Audit aims to assist the Board and management in discharging their responsibilities by identifying and carrying out independent, objective audits as well as consultancy services aimed at creating value and improvement of business processes. It helps the organization to achieve its objectives by assessing and helping to improve the effectiveness of risk management, control mechanisms and governance, management, and monitoring of processes through a systematic and targeted approach.

To maintain the highest level of independence, Internal Audit has a functional reporting relationship directly to the BAC. Such a reporting structure allows the Internal Audit to be completely independent from the Company's operations and to receive appropriate support in fulfilling the required role. In addition, the Internal Audit has unrestricted access to the BAC Chairman, the Chief Executive Officer and the Chief Financial Officer of the Company to ensure that effective reporting and communication lines exist and guidance is sought as required. In order to ensure transparency of Internal Audit, all reports are shared with the External Auditors and all material findings from both internal and external audits are fully analyzed and discussed by the Audit Committee and the Board.

The BAC reviews all Internal Audit reports. The work of Internal Audit is focused on areas of material risks to the Company, determined on the basis of a risk-based planning approach.

The Internal Audit follows the key principles of objectivity in gathering, assessment and communication of findings; independence from the audited entity; unlimited access to relevant information; integrity in execution of its functions and confidentiality. Internal Audit also follows the Company's Code of Ethics.

External Audit

The external auditors are appointed on a yearly

basis at the Annual General Meeting of the Company as proposed by the BAC and recommended by the Board. The annual financial statements and half yearly reports are audited and reviewed by an independent external auditor (BDO Ebrahim & Co.) which are then circulated for consideration and approval by the BAC & the Board. Annual and six-monthly financial statements are initiated by the external auditors before presenting them to the BAC and the Board of Directors for approval. In addition to conducting audits and reviews, the auditors also report on any matters arising from the audit, particularly in the key areas of focus.

BEST CORPORATE PRACTICES

The Company is committed to integrity in all its business dealings. Integrity and ethical values are prerequisites for everyone at the Company.

Governance standards and best corporate practices are regularly reviewed and updated by the Board to ensure their effectiveness and relevance in line with the Company's objective including implementation thereof.

The Directors are also updated on promulgation of or amendment to the laws, rules or regulations as notified by Securities & Exchange Commission of Pakistan and Pakistan Stock Exchange from time to time for information and compliance therewith.

The Board with active participation of all members in its meetings formulates and approves policies, strategies, business plans and provides guidance on operations and matters of significant importance. Additionally, the Board gives priority to compliance with all applicable legal and listing requirements.

CODE OF ETHICS

The Company is committed to conducting its business in accordance with all applicable laws, rules and regulations and the highest ethical standards.

The Company has in place a Code of Ethics. This policy is designed to help employees conduct business in a legal and legitimate way

and avoid violations of the Code of Ethics. Hence, all Company personnel, working at all levels and grades, including senior managers, officers, directors, employees (whether permanent or temporary) are expected to conduct themselves with honesty, fairness and highest ethical standards, follow the Code of Ethics in letter and spirit, as well as abide by all anticorruption/bribery laws of Pakistan, and any other country where such Company personnel may conduct business for and on behalf of the Company, and avoid even the perception of impropriety or a conflict of interest.

The Company has a zero-tolerance approach to bribery and corruption in order to eliminate such undesirable behavior from the Company.

GENDER PAY GAP

The Board formulated a gender diversity policy encompassing recruitment, promotion, gender pay gap analysis, retention, and the career development of female employees.

In compliance with SECP Circular No. 10 of 2024 dated April 17, 2024, following is the gender pay gap calculated for the year ended December 31, 2024:

(i)	Mean Gender Pay Gap	-31.99%
(ii)	Median Gender Pay Gap	-47.07%

These figures underscore the Company's dedication to empowering women through equitable pay structures and career development opportunities, reinforcing its commitment to gender diversity and inclusion at all levels.

INSIDER TRADING

The Company strictly observes 'closed period' prior to announcement of its interim and final results as prescribed in the Rule Book of Pakistan Stock Exchange during which no director, CEO, CFO, Company Secretary, Head of Internal Audit, designated executives, as determined by the Board, and their spouses can directly or indirectly deal in the shares of the Company.

During the year under review, no trading in the shares of the Company was carried out by its

Directors, Chief Executive, Chief Financial Officer, Company Secretary, Head of Internal Audit, designated executives of the Company and their spouses.

COMPETITION LAW

The Company strongly believes in free and fair competition as embodied in its Code of Ethics. The Company fully supports healthy competition in the country and aggressively but fairly competes with its competitors staying within the bounds of applicable laws. At Pakistan Oxygen, we endeavor to win a business in a legitimate manner and to provide better products & services to our customers.

The Legal & Secretarial Department of the Company also endeavors to keep all the functional heads of the Company well informed of the importance of the competition laws and shares with them all related news items that appear from time to time in the press to ensure compliance with the competition laws.

WHISTLEBLOWING POLICY

At Pakistan Oxygen Limited, we are committed to conducting business with integrity, transparency, and strong ethical values. Our Whistleblowing Policy provides a safe and confidential platform for employees, vendors, customers, and other stakeholders to report unethical, illegal, or non-compliant activities, including legal violations, policy breaches, safety risks, environmental concerns, fraud, or misuse of company data. Employees are encouraged to discuss concerns with their line managers, but if that is not an option, reports can be submitted confidentially via designated email addresses or anonymously through postal mail. Every report is handled with strict confidentiality, and an independent committee ensures a fair and impartial investigation process, including evidence collection, interviews, and documentation, while keeping key stakeholders informed. Retaliation against whistleblowers is strictly prohibited, with disciplinary action taken against any form of intimidation or harassment. To reinforce our commitment to ethical business practices, we conduct regular training sessions, make the policy easily accessible on our website, and periodically

review and update it for effectiveness. A designated authority ensures corrective actions are implemented and preventive measures are in place to mitigate future occurrences. At Pakistan Oxygen Limited, we foster a culture of accountability, ethical conduct, and transparency, empowering individuals to raise concerns responsibly and without fear.

DISCLOSURE AND TRANSPARENCY

For the purpose of transparency, the Company always aims to provide shareholders and public up-to-date information about its business activities through the stock exchange, the press, its website and periodic financial statements as the case may be. The Company also publishes a financial calendar, which appears in its annual report, showing a tentative schedule for the announcement of financial results to be made in a calendar year. Moreover, the Company follows the applicable International Financial Reporting Standards and endeavors to provide as much supplementary information in the financial statements as possible.

MATERIAL INTERESTS OF THE BOARD OF DIRECTORS

At the time of election/appointment and thereafter, on an annual basis, each of the Directors is required to disclose his/her directorship or membership held in any other body corporate or firm in compliance with Section 205 of the Companies Act, 2017. List of offices held by the directors is maintained and updated as and when any change is notified by a director which helps determine the related parties.

RELATED PARTY TRANSACTIONS

The details of all related party transactions are placed before the BAC and upon its recommendations the same are put up before the Board for review and approval.

BOARD'S OWN AND ITS COMMITTEES PERFORMANCE

The Board has aligned its mechanism for performance evaluation in line with the regulatory requirements. Based on this mechanism, the directors have carried out

in-house annual evaluation of the Board's own performance as well as performance of the BAC of the Company. The mechanism is designed to assess and identify strengths and weaknesses in the performance of the Board, and its BAC covering sound corporate governance practices, strategy, roles of the Chairman, Directors & CEO, objective settings, effectiveness of the Board and its Committees.

An evaluation proforma link is circulated to each of the members of the Board & Audit Committee requiring them to complete the questionnaires online with their comments. Directors provide their candid feedback through online questionnaires identifying issues, weaknesses, and challenges. Results are compiled by the Company Secretary and shared with the Chairman. Subsequently, the results/findings in final report are submitted by the Chairman in the meeting of the Board with the intent to formulate the requisite strategies and action plans to address the identified challenges/issues for further improvement.

ANNUAL GENERAL MEETING

The Company considers the Annual General Meeting as the most appropriate forum for open and transparent discussions with its shareholders where they get an opportunity to review business performance as well as financial information as contained in the annual report and accounts. The event not only provides an opportunity for the shareholders to raise questions to the directors present but is also an opportunity for informing the shareholders about the future direction of the Company.

As the Company believes in transparency and disclosure of information for all its stakeholders, the Company, as required, gives notice of the general meeting in the press well before the prescribed time.

PATTERN OF SHAREHOLDING

A statement showing the pattern of shareholding together with additional information thereon is given on page no. 105 and 106 to disclose the aggregate number of shares with the breakup of certain classes of shareholders as at December 31, 2024.

Details of shareholders, holding 10% or more shares as at December 31, 2024, are given hereunder:

S. No.	Name of Shareholders	Shares Held	Percentage
1	Adira Capital Holdings (Private) Limited	29,233,970	33.55
2	Soorty Enterprises (Private) Limited	10,566,543	12.13

The highest, lowest, and closing (year-end) market prices of Pakistan Oxygen shares during 2024 were as under:

Highest	12.12.2024	Rs. 160.90
Lowest	26.07.2024	Rs. 75.25
Closing (at year-end)	31.12.2024	Rs. 142.01

STATEMENT OF COMPLIANCE

With Listed Companies (Code of Corporate Governance) Regulations, 2019
For the Year ended December 31, 2024

Pakistan Oxygen Limited (the "Company") has complied with the requirements of Listed Companies (Code of Corporate Governance) Regulations, 2019 (the Regulations) in the following manner:

1. The total number of directors are ten (10*) as per the following:

- a. Male: 8
- b. Female: 1

*Total No. of Directors are 10. However, as at December 31, 2024, there were 9 Directors due to casual vacancy occurred upon the resignation of a Director.

2. The composition of board is as follows:

INDEPENDENT DIRECTORS

- Mr. Nadir Salar Qureshi
- Mr. Tayyeb Afzal

NON-EXECUTIVE DIRECTORS

- Mr. Waqar Ahmed Malik
- Mr. Siraj Ahmed Dadabhoy
- Syed Hassan Ali Bukhari
- Mr. Shahid Mehmood Umerani
- Mr. Javed Kureishi
- Mr. Mohammad Iqbal Puri

FEMALE/INDEPENDENT DIRECTOR

- Ms. Tushna D. Kandawalla

DEEMED DIRECTOR

- Mr. Matin Amjad – CEO

3. The directors have confirmed that none of them is serving as a director on more than seven listed companies, including this Company.

4. The Company has prepared a Code of Ethics as its Code of Conduct and has ensured that appropriate steps have been taken to disseminate it throughout the Company along with its supporting policies and procedures.

5. The Board of Directors (the "Board") has developed a vision/mission statement, overall corporate strategy and significant policies of the Company. The Board has ensured that a

complete record of particulars of significant policies along with their date of approval or updating is maintained by the Company.

6. All the powers of the Board have been duly exercised and decisions on relevant matters have been taken by the Board/shareholders as empowered by the relevant provisions of the Act and these Regulations.

7. The meetings of the Board were presided over by the Chairman and, in his absence, by a director elected by the Board for this purpose. The Board has complied with the requirements of the Act and the Regulations with respect to frequency, recording and circulating minutes of meeting of the Board.

8. The Board has a formal policy and transparent procedures for remuneration of directors in accordance with the Act and the Regulations.

9. Majority of the Board members have completed their certification in Director's Training Program (DTP) while one director was granted exemption by SECP based on prescribed qualification and experience. The Chief Executive Officer (a deemed director) and Company Secretary also acquired certification in DTP from a recognized institution.

Directors, who do not hold DTP certificates, are well conversant with their duties and responsibilities as directors of a listed Company.

10. Mr. Jamshed Azhar has been appointed as the Chief Financial Officer of the Company during the year. However no new appointments

in the office of the Company Secretary and Head of Internal Audit have been made. The Board has approved their annual remuneration and terms and conditions of employment and complied with relevant requirements of the Regulations.

11. Chief Financial Officer and Chief Executive Officer duly endorsed the financial statements before approval of the Board.

12. The Board has formed committees comprising of members given below:

AUDIT COMMITTEE

1. Mr. Tayyeb Afzal Chairman	Independent Director
2. Mr. Javed Kureishi Member	Non-Executive Director
3. Mr. Nadir Salar Qureshi Member	Independent Director
4. Ms. Tushna D. Kandawalla Member	Independent Director

HUMAN RESOURCE, REMUNERATION & NOMINATION COMMITTEE

1. Ms. Tushna D. Kandawalla Chairperson	Independent Director
2. Mr. Nadir Salar Qureshi Member	Independent Director
3. Syed Hassan Ali Bukhari Member	Non-Executive Director
4. Mr. Shahid Mehmood Umerani Member	Non-Executive Director

13. The terms of reference of the aforesaid committees have been formed, documented and advised to the committees for compliance.

14. The frequency of meetings of the committees was as per the following:

a. Audit Committee	5 meetings held
b. Human Resource, Remuneration & Nomination Committee	5 meetings held

15. The Board has outsourced the internal audit function to M/s. EY Ford Rhodes, Chartered Accountants, who are considered suitably qualified and experienced for the purpose and are conversant with the policies and procedures of the Company.

16. The statutory auditors of the Company have confirmed that they have been given a satisfactory rating under the Quality Control Review program of the Institute of Chartered Accountants of Pakistan (ICAP) and registered with Audit Oversight Board of Pakistan, that they and all their partners are in compliance with International Federation of Accountants (IFAC) guidelines on code of ethics as adopted by the ICAP and that they and the partners of the firm involved in the audit are not a close relative (spouse, parent, dependent and non-dependent children) of the Chief Executive Officer, Chief Financial Officer, Head of Internal Audit, Company Secretary or Directors of the Company.

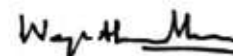
17. The statutory auditors or the persons associated with them have not been appointed to provide other services except in accordance with the Act, these Regulations or any other regulatory requirement and the auditors have confirmed that they have observed IFAC guidelines in this regard.

18. We confirm that all requirements of the regulations 3, 6, 7, 8, 27, 32, 33 and 36 of the Regulations have been complied with.

On behalf of the Board



Matin Amjad
Chief Executive Officer



Waqar Ahmed Malik
Chairman

Karachi: February 27, 2025



Tel: +92 42 3587 5709
+92 42 3587 5710
Fax: +92 42 3571 7351
www.bdo.com.pk

F-2, First Floor,
Grace Centre,
Canal Bank Road,
1-B Canal Park,
Gulberg-II, Lahore-54660

INDEPENDENT AUDITOR'S REVIEW REPORT TO THE MEMBERS OF PAKISTAN OXYGEN LIMITED ON THE STATEMENT OF COMPLIANCE CONTAINED IN LISTED COMPANIES (CODE OF CORPORATE GOVERNANCE) REGULATIONS, 2019

We have reviewed the enclosed Statement of Compliance with the Listed Companies (Code of Corporate Governance) Regulations, 2019 (the Regulations) prepared by the Board of Directors of Pakistan Oxygen Limited (the company) for the year ended December 31, 2024 in accordance with the requirements of regulation 36 of the Regulations.

The responsibility for compliance with the Regulations is that of the Board of Directors of the Company. Our responsibility is to review whether the Statement of Compliance reflects the status of the Company's compliance with the provisions of the Regulations and report if it does not and to highlight any non-compliance with the requirements of the Regulations. A review is limited primarily to inquiries of the Company's personnel and review of various documents prepared by the Company to comply with the Regulations.

As part of our audit of the financial statements, we are required to obtain an understanding of the accounting and internal control systems sufficient to plan the audit and develop an effective audit approach. We are not required to consider whether the Board of Directors' statement on internal control covers all risks and controls or to form an opinion on the effectiveness of such internal controls, the Company's corporate governance procedures and risks.

The Regulations require the Company to place before the Audit Committee, and upon recommendation of the Audit Committee, place before the Board of Directors for their review and approval, its related party transactions. We are only required and have ensured compliance of this requirement to the extent of the approval of the related party transactions by the Board of Directors upon recommendation of the Audit Committee.

Based on our review, nothing has come to our attention which causes us to believe that the Statement of Compliance does not appropriately reflect the Company's compliance, in all material respects, with the requirements contained in the Regulations as applicable to the Company for the year ended December 31, 2024.

KARACHI

DATED: 13 MAR 2025

UDIN: CR2024100677Uw9BRFoz

CHARTERED ACCOUNTANTS
Engagement Partner: Zulfikar Ali Causer

BDO Ebrahim & Co. Chartered Accountants

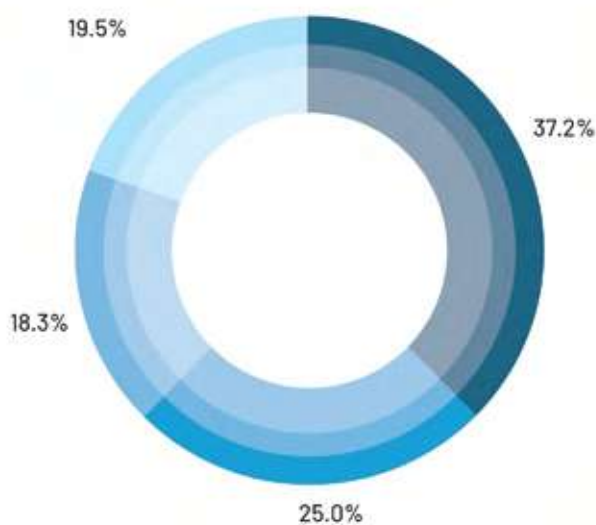
BDO Ebrahim & Co., a Pakistan registered partnership firm, is a member of BDO International Limited, a UK company limited by guarantee, and forms part of the international BDO network of independent member firms.

STATEMENT OF VALUE ADDED

The statement below shows the amount of wealth generated by the Company employees and its assets during the year and the way this wealth has been distributed:

Rupees in '000	2024	2023
Wealth generated		
Total Revenue (net of trade discount and sales tax)	11,490,446	8,647,352
Bought-in-material & services	(7,490,656)	(6,312,370)
	3,999,790	2,334,982
Wealth distributed		
To employees		
Salaries, wages and benefits	779,026	706,561
To Government		
Income tax on profit, workers' funds, Import duties and un-adjustable sales tax	732,374	260,183
To lenders		
Finance cost	999,099	686,848
Retained in the business		
Represented by depreciation and transfer to general reserves for replacement of fixed assets	1,489,291	681,390
	3,999,790	2,334,982

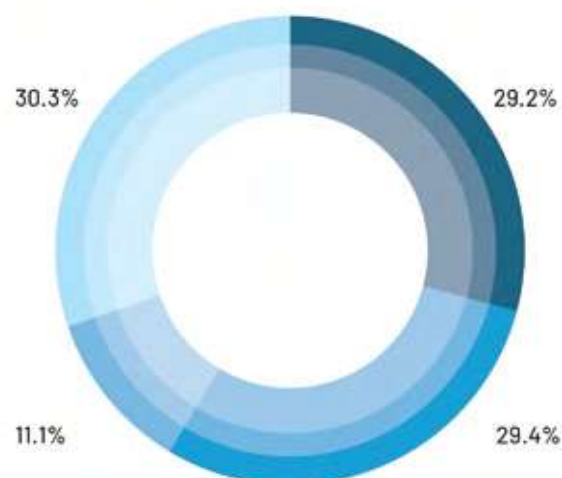
Wealth generated and distributed 2024



Net retention

To lenders

Wealth generated and distributed 2023



To Government

To employees

TEN-YEAR FINANCIAL REVIEW

Rupees in '000	2015	2016	2017
Operating results			
Sales	3,914,176	3,954,638	4,412,652
Gross profit	829,223	895,994	991,727
Profit from operations	351,619	420,199	435,398
Profit before levy and income tax	191,805	309,589	340,021
Minimum tax differential - levy	-	-	-
Profit before taxation	191,805	309,589	340,021
Taxation	(50,951)	(92,703)	(99,988)
Profit after taxation	140,845	216,886	240,033
Dividends	125,194	125,194	137,713
Bonus shares issued	-	-	-
Capital employed			
Paid-up capital	250,387	250,387	250,387
Revenue reserves and unappropriated profit	1,469,133	1,562,974	1,716,975
Deferred liabilities	399,414	397,383	356,990
Lease liabilities	-	-	-
Long-term liabilities and borrowings (net of cash)	1,371,743	1,184,877	1,146,845
	3,490,677	3,395,621	3,471,197
Represented by:			
Non - current assets	3,193,016	3,212,333	3,030,626
Working capital	297,661	183,288	440,571
	3,490,677	3,395,621	3,471,197
Statistics			
Expenditure on fixed assets	279,445	350,411	175,133
Annual depreciation & amortisation	328,713	344,959	358,751
Earnings per share (restated)-Rupees	1.62	2.49	2.76
Dividend per share-Rupees	5.00	5.00	5.5
Dividend cover-times	1.13	1.73	1.74
Net asset backing per share-Rupees	19.74	20.81	22.58
Return on average shareholders' fund (based on profit after tax)	8.26%	12.28%	12.70%
Dividend on average shareholders' fund (Note 1)	7.34%	7.09%	7.29%
Return on average capital employed (based on profit before financial charges & tax)	9.51%	12.20%	12.68%
Price/earning ratio (unadjusted)-times	71.91	78.48	80.16
Dividend yield ratio (Note 1)	4.30%	2.56%	2.49%
Dividend payout ratio (Note 1)	88.88%	57.72%	57.37%
Fixed assets/turnover ratio	1.23	1.23	1.46
Debt/equity ratio	43:57	36:64	25:75
Current ratio	1.09	0.75	0.89
Interest cover-times	2.52	3.80	4.57
Debtors turnover ratio	10.68	8.25	7.44
Gross profit ratio (as percentage (%) of turnover)	21.19%	22.66%	22.47%
Market value per share at year end	116.25	195.37	220.85

2018	2019	2020	2021	2022	2023	2024
4,860,059	4,666,590	5,545,137	7,005,454	7,296,365	8,589,000	11,345,099
1,109,531	1,065,756	1,103,569	1,360,449	1,324,450	1,560,630	3,059,962
654,850	569,929	616,306	752,822	684,452	892,355	2,175,978
538,531	396,879	452,717	633,505	475,409	205,507	1,176,879
-	-	-	-	-	(107,363)	(32,279)
538,531	396,879	452,717	633,505	475,409	98,144	1,144,600
(139,836)	(96,294)	(106,436)	(182,401)	(55,359)	46,594	(432,841)
398,695	300,585	346,281	451,104	420,050	144,738	711,759
175,271	-	-	-	-	-	-
75,116	65,101	78,121	117,181	146,477	-	-
250,387	325,503	390,604	468,725	585,906	871,243	871,243
3,648,593	3,818,236	4,111,221	4,524,471	7,178,054	7,767,406	8,474,943
317,812	282,803	259,292	235,765	159,979	117,847	263,928
-	29,530	23,211	20,588	17,968	14,715	13,379
1,288,606	1,505,282	1,299,109	2,688,097	6,859,228	7,758,518	6,141,049
5,505,398	5,961,354	6,083,437	7,937,646	14,801,135	16,529,729	15,764,542
4,661,754	4,575,999	4,597,390	6,019,310	12,188,150	13,649,937	13,572,856
843,644	1,385,355	1,486,046	1,918,336	2,612,985	2,879,792	2,191,686
5,505,398	5,961,354	6,083,436	7,937,646	14,801,135	16,529,729	15,764,542
210,914	254,493	407,448	1,802,659	4,147,928	2,005,063	708,327
367,847	359,643	379,052	379,442	390,610	536,652	777,531
4.58	3.45	3.97	5.18	4.82	1.66	8.17
7.00	-	-	-	-	-	-
2.27	-	-	-	-	-	-
44.75	47.56	51.67	57.31	89.11	99.15	107.27
13.59%	7.47%	8.01%	9.50%	6.59%	1.76%	7.92%
5.98%	-	-	-	-	-	-
14.59%	9.94%	10.23%	10.73%	6.02%	5.70%	13.47%
45.89	47.83	38.58	29.53	28.99	53.03	17.38
3.33%	-	-	-	-	-	-
43.96%	-	-	-	-	-	-
1.04	1.02	1.21	1.16	0.60	0.63	0.84
6:94	0:100	5:95	23:77	38:62	37:63	32:68
0.89	1.03	1.22	1.27	1.06	0.97	1.04
5.63	3.29	3.77	6.31	3.27	1.30	2.18
7.25	6.17	7.73	11.21	9.85	7.94	7.24
22.83%	22.84%	19.90%	19.42%	18.15%	18.17%	26.97%
210.00	165.00	153.33	152.92	139.75	88.1	142.01

STATEMENT OF PROFIT OR LOSS

VERTICAL AND HORIZONTAL ANALYSIS

Rupees in '000	2024	2023	2022	2021	2020	2019
Net sales	11,345,099	8,589,000	7,296,365	7,005,454	5,545,137	4,666,590
Cost of sales	(8,288,137)	(7,028,370)	(5,971,915)	(5,645,005)	(4,441,568)	(3,600,834)
Gross profit	3,059,962	1,560,630	1,324,450	1,360,449	1,103,569	1,065,756
Distribution and marketing expenses	(548,844)	(366,356)	(329,041)	(302,261)	(249,234)	(253,805)
Administrative expenses	(343,097)	(321,416)	(295,854)	(265,258)	(245,902)	(223,943)
Other operating expenses	(137,390)	(38,855)	(59,811)	(76,167)	(55,423)	(45,454)
Other income	145,347	58,352	44,708	36,059	63,296	27,375
Operating profit	2,175,978	892,355	684,452	752,822	616,306	569,929
Finance costs	(999,099)	(686,848)	(209,043)	(119,317)	(163,589)	(173,050)
Profit before levy and income tax	1,176,879	205,507	475,409	633,505	452,717	396,879
Minimum tax differential - levy	(32,279)	(107,363)	-	-	-	-
Profit before tax	1,144,600	98,144	475,409	633,505	452,717	396,879
Taxation	(432,841)	46,594	(55,359)	(182,401)	(106,436)	(96,294)
Profit for the year	711,759	144,738	420,050	451,104	346,281	300,585
Vertical analysis - percentage (%) of sales						
Net sales	100	100	100	100	100	100
Cost of sales	(73)	(82)	(82)	(81)	(80)	(77)
Gross profit	27	18	18	19	20	23
Distribution and marketing expenses	(5)	(4)	(5)	(4)	(4)	(5)
Administrative expenses	(3)	(4)	(4)	(4)	(4)	(5)
Other operating expenses	(1)	(0)	(1)	(1)	(1)	(1)
Other operating income	1.3	0.7	0.6	0.5	1.1	0.6
Operating profit	19	11	9	11	11	12
Finance costs	(9)	(8)	(3)	(2)	(3)	(4)
Profit before levy and income tax	10	3	6	9	8	9
Minimum tax differential - levy	(0)	(1)	-	-	-	-
Profit before tax	10	1	6	9	8	9
Taxation	(4)	1	(1)	(3)	(2)	(2)
Profit for the year	6	2	5	6	6	6
Horizontal analysis - year on year (%)						
Net sales	32	18	4	26	19	(4)
Cost of sales	18	18	6	27	23	(4)
Gross profit	96	18	(3)	23	4	(4)
Distribution and marketing expenses	50	11	9	21	(2)	22
Administrative expenses	7	9	12	8	10	8
Other operating expenses	254	(35)	(21)	37	22	(18)
Other operating income	149	31	24	(43)	131	73
Operating profit before	144	30	(9)	22	8	(13)
Finance costs	45	229	75	(27)	(5)	49
Profit before levy and income tax	473	(57)	(25)	40	14	(26)
Minimum tax differential - levy	(70)	-	-	-	-	-
Profit before tax	1,066	(79)	(25)	40	14	(26)
Taxation	(1,029)	10	(70)	71	11	(31)
Profit for the year	392	(66)	(7)	30	15	(25)

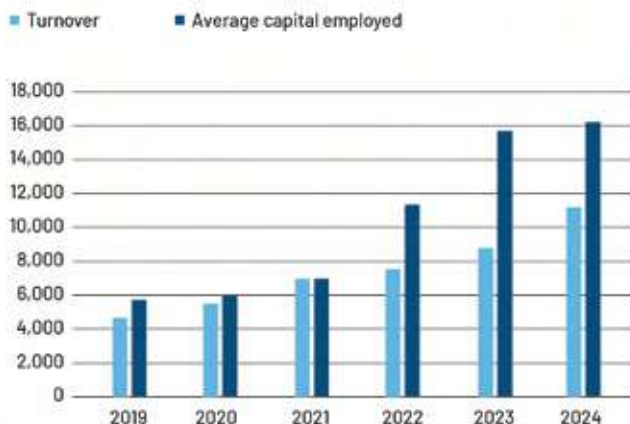
STATEMENT OF FINANCIAL POSITION

VERTICAL AND HORIZONTAL ANALYSIS

Rupees in '000	2024	2023	2022	2021	2020	2019
Equity and liabilities						
Total equity	9,346,186	8,638,649	7,763,960	4,993,196	4,501,825	4,143,739
Total non-current liabilities	4,422,852	4,858,823	4,740,210	1,823,548	603,633	505,849
Total current liabilities	5,316,783	5,154,110	4,926,749	2,990,205	2,283,719	2,413,481
Total equity and liabilities	19,085,821	18,651,582	17,430,919	9,806,949	7,389,177	7,063,069
Assets						
Total non-current assets	13,572,856	13,649,937	12,188,150	6,019,310	4,597,390	4,575,999
Total current assets	5,512,965	5,001,645	5,242,769	3,787,639	2,791,787	2,487,070
Total assets	19,085,821	18,651,582	17,430,919	9,806,949	7,389,177	7,063,069
Vertical analysis						
Equity and liabilities						
Total equity	49	46	45	51	61	59
Total non-current liabilities	23	26	27	19	8	7
Total current liabilities	28	28	28	30	31	34
Total equity and liabilities	100	100	100	100	100	100
Assets						
Total non-current assets	71	73	70	61	62	65
Total current assets	29	27	30	39	38	35
Total assets	100	100	100	100	100	100
Horizontal analysis (year on year) percentage increase / (decrease) over preceding year						
Equity and liabilities						
Total equity	8	11	55	11	9	6
Total non-current liabilities	(9)	3	160	202	19	1
Total current liabilities	3	5	65	31	(5)	5
Total equity and liabilities	2	7	78	33	5	5
Assets						
Total non-current assets	(1)	12	102	31	0	(2)
Total current assets	10	(5)	38	36	12	22
Total assets	2	7	78	33	5	5

KEY FINANCIAL DATA

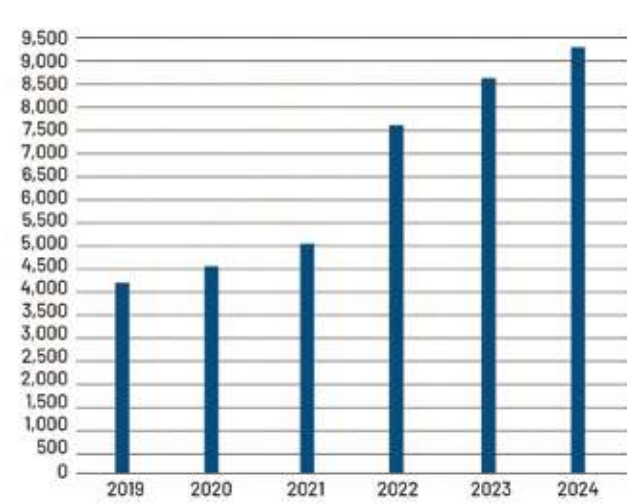
Turnover (net) and average capital employed (Rupees in million)



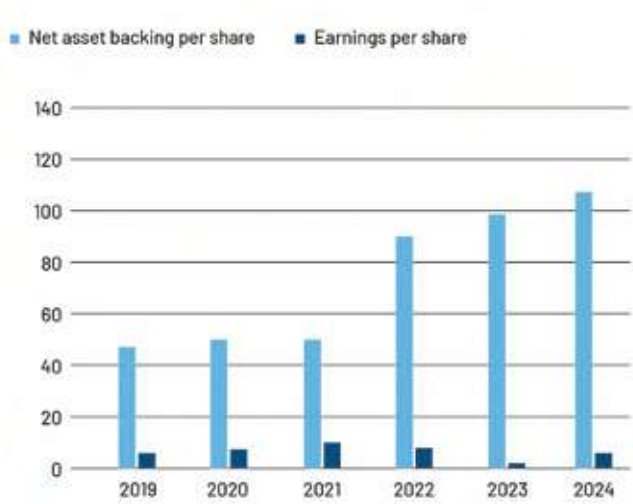
Paid-up capital and distribution to shareholders (Rupees in million)



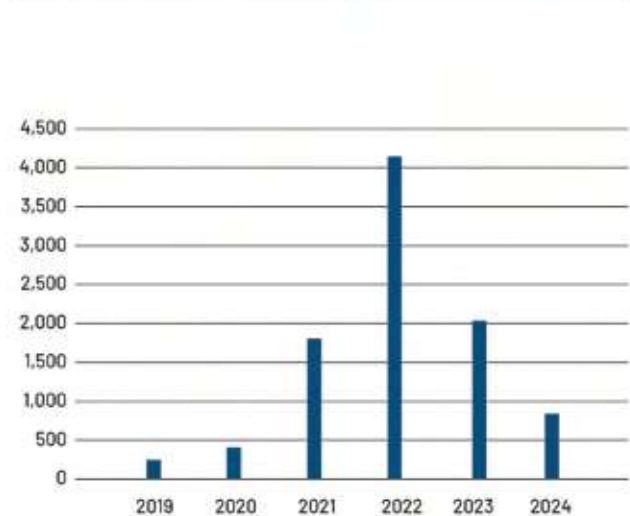
Shareholders' fund (Rupees in million)



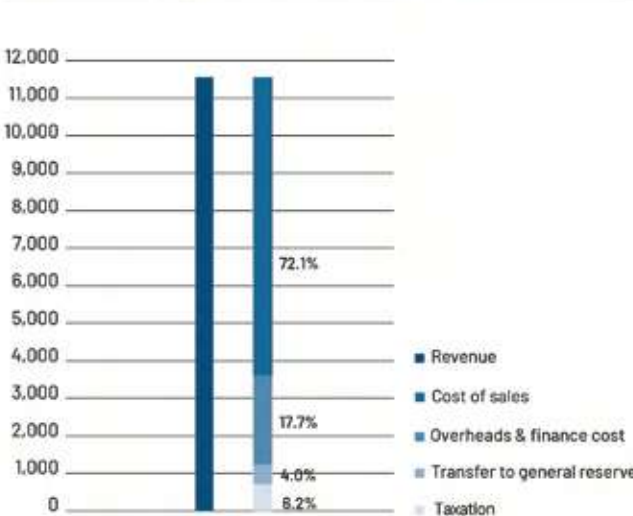
Break up value and EPS (Rupees)



Capital expenditure (Rupees in million)



Application of revenue 2024 (Rupees in million)





Tel: +92 21 3568 3030
Fax: +92 21 3568 4239
www.bdo.com.pk

2nd Floor, Block-C
Lakson Square, Building No.1
Sarwar Shaheed Road
Karachi-74200
Pakistan

INDEPENDENT AUDITOR'S REPORT TO THE MEMBERS OF PAKISTAN OXYGEN LIMITED

Report on the Audit of the Financial Statements

Opinion

We have audited the annexed financial statements of **PAKISTAN OXYGEN LIMITED** (the Company), which comprise the statement of financial position as at **December 31, 2024**, and the statement of profit or loss, the statement of comprehensive income, the statement of changes in equity, the statement of cash flows for the year then ended, and notes to the financial statements, including material accounting policy information and other explanatory information, and we state that we have obtained all the information, and explanations which, to the best of our knowledge and belief, were necessary for the purposes of the audit.

In our opinion and to the best of our information and according to the explanations given to us the statement of financial position, the statement of profit or loss, the statement of comprehensive income, the statement of changes in equity and the statement of cash flows together with the notes forming part thereof conform with the accounting and reporting standards as applicable in Pakistan and give the information required by the Companies Act, 2017 (XIX of 2017), in the manner so required and respectively give a true and fair view of the state of the Company's affairs as at December 31, 2024 and of the profit, its other comprehensive loss, the changes in equity and its cash flows for the year then ended.

Basis for Opinion

We conducted our audit in accordance with International Standards on Auditing (ISAS) as applicable in Pakistan. Our responsibilities under those standards are further described in the Auditor's Responsibilities for the Audit of the Financial Statements section of our report. We are independent of the Company in accordance with the International Ethics Standards Board for Accountants' Code of Ethics for Professional Accountants as adopted by the Institute of Chartered Accountants of Pakistan (the Code) and we have fulfilled our other ethical responsibilities in accordance with the Code. We believe that the audit evidence we have obtained is sufficient and appropriate to provide a basis for our opinion.

Key Audit Matters

Key audit matters are those matters that, in our professional judgment, were of most significance in our audit of the financial statements of the current period. These matters were addressed in the context of our audit of the financial statements as a whole, and in forming our opinion thereon, and we do not provide a separate opinion on these matters.

BDO Ebrahim & Co. Chartered Accountants

BDO Ebrahim & Co., a Pakistan registered partnership firm, is a member of BDO International Limited, a UK company limited by guarantee, and forms part of the international BDO network of independent member firms.



S. No	KEY AUDIT MATTERS	HOW THE MATTER WAS ADDRESSED IN OUR AUDIT
1.	Existence and valuation of stock in trade	
	<p>Refer to note 21 to the financial statements.</p> <p>As at December 31, 2024, the Company's gross carrying amount of stock in trade amounts to Rs. 797.098 million against which adjustment for provision for obsolete slow moving stock of Rs. 47.229 million has been recorded.</p> <p>As described in note 4.11 to the financial statements, stock in trade is measured at lower of cost and net realizable value. Cost of work in process and finished goods is determined at average manufacturing cost including the proportion of production overheads. There is an element of judgement involved in determining an appropriate costing basis, assessing its valuation including assessment of provision of slow moving and obsolete stock in trade.</p> <p>We considered existence and valuation of stock-in-trade as key audit matter as it involves significant management judgment in estimating the NRV of underlying stock in trade as well as the management judgment in determining an appropriate costing basis and assessing its valuation.</p>	<p>Our audit procedures, amongst others, included the following:</p> <ul style="list-style-type: none"> • Assessed the design, implementation and operating effectiveness of the relevant key controls over valuation of stock in trade; • Assessing the appropriateness of the Company's accounting policy for valuation of stock in trade and compliance of the policy with International Accounting Standard (IAS-2) "Inventories"; • Observed physical inventory counts performed by the Company and assessed the reasonableness of the management's process of measurement of stock in trade; • Tested the valuation of specific items of raw materials and work in progress and finish goods at year end; • Assessed net realizable value (NRV) by comparing management's estimation of future selling prices for the products with the selling prices achieved subsequent to the reporting period; • Assessed the adequacy of the obsolescence provision and the management judgement used; • Assessed the appropriateness of the disclosures made in financial statements in accordance with the requirements of the accounting and reporting standards as applicable in Pakistan.

BDO Ebrahim & Co. Chartered Accountants

BDO Ebrahim & Co., a Pakistan registered partnership firm, is a member of BDO International Limited, a UK company limited by guarantee, and forms part of the international BDO network of independent member firms.



S. No	KEY AUDIT MATTERS	HOW THE MATTER WAS ADDRESSED IN OUR AUDIT
2.	Valuation of Trade Debts	
	<p>Refer notes 4.14 & 22 to the financial statements.</p> <p>The Company has trade debts balance of Rs. 1,795.4 million at December 31, 2024 which is material to the financial statements. The management judgment involved in determining an appropriate level of provision against trade debts considering ageing and other relevant factors and using ECL model which also involve significant assumptions and judgements.</p> <p>We considered valuation of trade debt as key audit matter as it involves significant management judgment and assumptions..</p>	<p>Our audit procedures, among others, included the following:</p> <ul style="list-style-type: none"> • Obtained understanding of the management process for determination of provision for ECL against trade debts. • Tested accuracy of the data on a sample basis extracted from Company's accounting system which has been used to calculate the provision required; • Reviewed the aging analysis of trade debts to check that proper age buckets have been determined; • Reviewed the method used by management to determine expected credit losses against trade debts and assessed the reasonableness of the assumptions used such as historical default rates and future prospects of the Company; and • Assessed the appropriateness of the disclosures made in financial statements in accordance with the requirements of the accounting and reporting standards as applicable in Pakistan.

Information Other than the Financial Statements and Auditor's Report Thereon

Management is responsible for the other information. The other information comprises the information included in the annual report but does not include the financial statements and our auditor's report thereon.

Our opinion on the financial statements does not cover the other information and we do not express any form of assurance conclusion thereon.

BDO Ebrahim & Co. Chartered Accountants

BDO Ebrahim & Co., a Pakistan registered partnership firm, is a member of BDO International Limited, a UK company limited by guarantee, and forms part of the international BDO network of independent member firms.



In connection with our audit of the financial statements, our responsibility is to read the other information and, in doing so, consider whether the other information is materially inconsistent with the financial statements or our knowledge obtained in the audit or otherwise appears to be materially misstated. If, based on the work we have performed, we conclude that there is a material misstatement of this other information, we are required to report that fact. We have nothing to report in this regard.

Responsibilities of Management and Board of Directors for the Financial Statements

Management is responsible for the preparation and fair presentation of the financial statements in accordance with the accounting and reporting standards as applicable in Pakistan and the requirements of Companies Act, 2017(XIX of 2017) and for such internal control as management determines is necessary to enable the preparation of financial statements that are free from material misstatement, whether due to fraud or error.

In preparing the financial statements, management is responsible for assessing the Company's ability to continue as a going concern, disclosing, as applicable, matters related to going concern and using the going concern basis of accounting unless management either intends to liquidate the Company or to cease operations, or has no realistic alternative but to do so.

Board of Directors are responsible for overseeing the Company's financial reporting process.

Auditor's Responsibilities for the Audit of the Financial Statements

Our objectives are to obtain reasonable assurance about whether the financial statements as a whole are free from material misstatement, whether due to fraud or error, and to issue an auditor's report that includes our opinion. Reasonable assurance is a high level of assurance, but is not a guarantee that an audit conducted in accordance with ISAs as applicable in Pakistan will always detect a material misstatement when it exists. Misstatements can arise from fraud or error and are considered material if, individually or in the aggregate, they could reasonably be expected to influence the economic decisions of users taken on the basis of these financial statements.

As part of an audit in accordance with ISAs as applicable in Pakistan, we exercise professional judgment and maintain professional skepticism throughout the audit. We also:

- Identify and assess the risks of material misstatement of the financial statements, whether due to fraud or error, design and perform audit procedures responsive to those risks, and obtain audit evidence that is sufficient and appropriate to provide a basis for our opinion. The risk of not detecting a material misstatement resulting from fraud is higher than for one resulting from error, as fraud may involve collusion, forgery, intentional omissions, misrepresentations, or the override of internal control.
- Obtain an understanding of internal control relevant to the audit in order to design audit procedures that are appropriate in the circumstances, but not for the purpose of expressing an opinion on the effectiveness of the Company's internal control.

BDO Ebrahim & Co. Chartered Accountants

BDO Ebrahim & Co., a Pakistan registered partnership firm, is a member of BDO International Limited, a UK company limited by guarantee, and forms part of the international BDO network of independent member firms.



- Evaluate the appropriateness of accounting policies used and the reasonableness of accounting estimates and related disclosures made by management.
- Conclude on the appropriateness of management's use of the going concern basis of accounting and, based on the audit evidence obtained, whether a material uncertainty exists related to events or conditions that may cast significant doubt on the Company's ability to continue as a going concern. If we conclude that a material uncertainty exists, we are required to draw attention in our auditor's report to the related disclosures in the financial statements or, if such disclosures are inadequate, to modify our opinion. Our conclusions are based on the audit evidence obtained up to the date of our auditor's report. However, future events or conditions may cause the Company to cease to continue as a going concern.
- Evaluate the overall presentation, structure and content of the financial statements, including the disclosures, and whether the financial statements represent the underlying transactions and events in a manner that achieves fair presentation.

We communicate with the board of directors regarding, among other matters, the planned scope and timing of the audit and significant audit findings, including any significant deficiencies in internal control that we identify during our audit.

We also provide the board of directors with a statement that we have complied with relevant ethical requirements regarding independence, and to communicate with them all relationships and other matters that may reasonably be thought to bear on our independence, and where applicable, related safeguards.

From the matters communicated with the board of directors, we determine those matters that were of most significance in the audit of the financial statements of the current period and are therefore the key audit matters. We describe these matters in our auditor's report unless law or regulation precludes public disclosure about the matter or when, in extremely rare circumstances, we determine that a matter should not be communicated in our report because the adverse consequences of doing so would reasonably be expected to outweigh the public interest benefits of such communication.

Report on Other Legal and Regulatory Requirements

Based on our audit, we further report that in our opinion:

- a) proper books of account have been kept by the Company as required by the Companies Act, 2017 (XIX of 2017);
- b) the statement of financial position, the statement of profit or loss, the statement of comprehensive income, the statement of changes in equity and the statement of cash flows together with the notes thereon have been drawn up in conformity with the Companies Act, 2017 (XIX of 2017) and are in agreement with the books of account and returns;

BDO Ebrahim & Co. Chartered Accountants

BDO Ebrahim & Co., a Pakistan registered partnership firm, is a member of BDO International Limited, a UK company limited by guarantee, and forms part of the international BDO network of independent member firms.



- c) investments made, expenditure incurred and guarantees extended during the year were for the purpose of the Company's business; and
- d) no zakat was deductible at source under the Zakat and Ushr Ordinance, 1980 (XVIII of 1980).

The engagement partner on the audit resulting in this independent auditor's report is Zulfikar Ali Causer.

KARACHI

DATED: 12 MAR 2025

UDIN: AR202410067Phiq07Rwz

BDO EBRAHIM & CO.
CHARTERED ACCOUNTANTS

BDO Ebrahim & Co. Chartered Accountants

BDO Ebrahim & Co., a Pakistan registered partnership firm, is a member of BDO International Limited, a UK company limited by guarantee, and forms part of the international BDO network of independent member firms.

STATEMENT OF PROFIT OR LOSS

FOR THE YEAR ENDED DECEMBER 31, 2024

Rupees in '000	Note	2024	(Restated) 2023
Gross sales	5.1	13,061,918	9,900,707
Sales tax	5.1	(1,716,819)	(1,311,707)
Net sales		11,345,099	8,589,000
Cost of sales	6	(8,285,137)	(7,028,370)
Gross profit		3,059,962	1,560,630
Distribution and marketing expenses	7	(548,844)	(366,356)
Administrative expenses	8	(343,097)	(321,416)
Other operating expenses	9	(137,390)	(38,855)
		(1,029,331)	(726,627)
Operating profit before other income		2,030,631	834,003
Gain on sale of non current assets classified as held for sale	10	50,424	-
Other income	11	94,923	58,352
Operating profit		2,175,978	892,355
Finance cost	12	(999,099)	(686,848)
Profit before levy and income tax		(1,176,879)	205,507
Minimum tax differential - levy	13	(32,279)	(107,363)
Profit before taxation		1,144,600	98,144
Taxation	14	(432,841)	46,594
Profit for the year		711,759	144,738
Earnings per share - basic and diluted (Rupees)	15	8.17	1.66

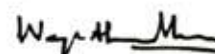
The annexed notes from 1 to 49 form an integral part of these financial statements.



Jamshed zhar
Chief Financial Officer



Matin Amjad
Chief Executive Officer



Waqar Ahmed Malik
Chairman

STATEMENT OF COMPREHENSIVE INCOME


FOR THE YEAR ENDED DECEMBER 31, 2024

Rupees in '000	Note	2024	2023
Profit for the year		711,759	144,738
Other comprehensive income for the year			
Items that will never be reclassified to profit or loss:			
(Loss) / gain on re-measurement on defined benefit funds - net	39.1	(5,945)	(5,637)
Tax impact		1,724	1,835
		(4,221)	(4,002)
Total comprehensive income for the year		707,538	140,736

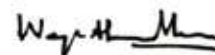
The annexed notes from 1 to 49 form an integral part of these financial statements.



Jamshed Azhar
Chief Financial Officer



Matin Amjad
Chief Executive Officer



Waqar Ahmed Malik
Chairman

STATEMENT OF FINANCIAL POSITION


AS AT DECEMBER 31, 2024

Rupees in '000	Note	2024	2023
Assets			
Non - current assets			
Property, plant and equipment	16	13,416,451	13,538,765
Intangible assets	18	14,380	19,765
Investment in subsidiary		10	10
Long term loans	19	3,956	6,329
Long term deposits		80,610	73,082
		13,515,407	13,637,951
Current assets			
Stores and spares	20	547,889	362,507
Stock-in-trade	21	797,098	651,003
Trade debts	22	1,795,432	1,337,550
Loans and advances	23	29,711	53,042
Deposits and prepayments	24	445,548	328,228
Other receivables	25	1,146,870	1,441,915
Taxation - net		187,757	420,578
Cash and bank balances	26	562,660	406,822
		5,512,965	5,001,645
Non current assets classified as held for sale	17	57,449	11,986
Total assets		19,085,821	18,651,582
Equity and Liabilities			
Share capital and reserves			
Share capital	27	871,243	871,243
Capital reserves			
Share Premium	28	595,092	595,092
Surplus on revaluation of property, plant and equipment	16.2	4,186,648	4,186,648
Revenue reserves			
General reserves		2,985,666	2,844,930
Unappropriated profit		707,538	140,736
		8,474,943	7,767,406
		9,346,186	8,638,649
Non-Current liabilities			
Long term deposits	29	260,063	254,993
Long term financing	30	3,539,714	4,024,222
Lease liabilities	31	13,379	14,715
Deferred capital grant	32	345,768	447,046
Deferred liabilities	33	263,928	117,847
		4,422,852	4,858,823
Current liabilities			
Trade and other payables	34	2,737,951	1,693,913
Short term borrowings	35	1,987,007	2,930,941
Un-claimed dividend		18,045	18,495
Current maturity of long term financing	30	460,608	393,317
Current portion of lease liabilities	31	2,623	2,623
Current portion of deferred capital grant	32	110,548	114,821
		5,316,783	5,154,110
Total equity and liabilities		19,085,821	18,651,582
Contingencies and commitments	36		

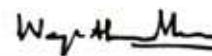
The annexed notes from 1 to 49 form an integral part of these financial statements.



Jamshed Azhar
Chief Financial Officer



Matin Amjad
Chief Executive Officer



Waqar Ahmed Malik
Chairman

STATEMENT OF CASH FLOWS


FOR THE YEAR ENDED DECEMBER 31, 2024

Rupees in '000	Note	2024	2023
Cash flow from operating activities			
Cash generated from operations	37	3,393,860	973,072
Finance cost paid		(1,141,957)	(588,428)
Income tax paid		(50,687)	(30,457)
Post-retirement medical benefits paid		(854)	(199)
Long term deposits and loans receivable		(5,156)	1,650
Long-term deposits payable		5,070	4,084
Net cash generated from operating activities		2,200,276	359,722
Cash flow from investing activities			
Addition to property, plant and equipment		(708,327)	(2,004,419)
Addition to intangible assets		-	(644)
Addition to right-of-use assets - building		(2,470)	-
Proceeds from disposal of property, plant and equipment		85,263	21,253
Proceeds from sale of non current assets classified as held for sale (net)		50,820	-
Interest received on balances with banks		392	79
Net cash (used in) investing activities		(574,322)	(1,983,731)
Cash flow from financing activities			
Repayment of long term financing		(522,768)	(219,960)
Proceeds from long term financing		-	521,624
Additions to lease liabilities		(2,470)	-
Proceeds from issuance of right shares (net)		-	733,952
Repayment of lease liabilities	31	(5,434)	(5,148)
Dividend paid		(450)	-
Net cash (used in) / from financing activities		(526,182)	1,030,468
Net increase / (decrease) in cash and cash equivalents		1,099,772	(593,541)
Cash and cash equivalents at beginning of the year		(2,524,119)	(1,930,578)
Cash and cash equivalents at end of the year	38	(1,424,347)	(2,524,119)

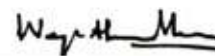
The annexed notes from 1 to 49 form an integral part of these financial statements.



Jamshed Azhar
Chief Financial Officer



Matin Amjad
Chief Executive Officer



Waqar Ahmed Malik
Chairman

STATEMENT OF CHANGES IN EQUITY


FOR THE YEAR ENDED DECEMBER 31, 2024

Rupees in '000	Capital reserves				Revenue reserves			Total
	Issued, subscribed and paid-up capital	Share Premium	Surplus on revaluation of property, plant and equipment	Sub total	General reserve	Unappropriated profit	Sub total	
Balance as at January 01, 2023	585,906	-	4,186,648	4,186,648	2,579,669	411,737	2,991,406	7,763,960
Total comprehensive income for the year								
Profit for the year	-	-	-	-	-	144,738	144,738	144,738
Other comprehensive income for the year	-	-	-	-	-	(4,002)	(4,002)	(4,002)
	-	-	-	-	-	140,736	140,736	140,736
Transactions with owners								
Issuance of bonus shares in proportion of 25 shares for every 100 shares	146,477	-	-	-	-	(146,477)	(146,477)	-
Issuance of right shares at premium	138,860	610,983	-	610,983	-	-	-	749,843
Transaction cost incurred on issuance of right shares	-	(15,891)	-	(15,891)	-	-	-	(15,891)
	285,337	595,092	-	595,092	-	(146,477)	(146,477)	733,952
Transfer to general reserve	-	-	-	-	265,260	(265,260)	-	-
Balance as at December 31, 2023	871,243	595,092	4,186,648	4,781,740	2,844,929	140,736	2,985,666	8,638,648
Total comprehensive income for the year								
Profit for the year	-	-	-	-	-	711,759	711,759	711,759
Other comprehensive income for the year	-	-	-	-	-	(4,221)	(4,221)	(4,221)
	-	-	-	-	-	707,538	707,538	707,538
Transfer to general reserve	-	-	-	-	140,736	(140,736)	-	-
	-	-	-	-	140,736	(140,736)	-	-
Balance as at December 31, 2024	871,243	595,092	4,186,648	4,781,740	2,985,665	707,538	3,693,204	9,346,186

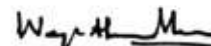
The annexed notes from 1 to 49 form an integral part of these financial statements.



Jamshed Azhar
Chief Financial Officer



Matin Amjad
Chief Executive Officer



Waqar Ahmed Malik
Chairman

NOTES TO THE FINANCIAL STATEMENTS

FOR THE YEAR ENDED DECEMBER 31, 2024

1. Legal status and operations

Pakistan Oxygen Limited ("the Company") was incorporated in Pakistan under the repealed Companies Act, 1913 (now Companies Act, 2017), as a Private Limited Company in 1949 and converted into a Public Limited Company in 1958. Its shares are quoted on Pakistan Stock Exchange Limited.

The address of registered office of the Company is West Wharf, Dockyard Road, Karachi, Pakistan. Manufacturing facilities are disclosed in note 14.7. The Company is principally engaged in the manufacturing of industrial and medical gases, welding electrodes and marketing of medical equipment.

The Company has a wholly owned subsidiary, BOC Pakistan (Private) Limited ("BOCPL"), which has not carried out any business activities since its incorporation. Accordingly, the Securities & Exchange Commission of Pakistan ("SECP") has granted status of inactive Company to BOCPL. SECP has also granted exemption from application of sub-section (1) of section 228 of the Companies Act, 2017 requiring consolidation of subsidiary in the preparation of financial statements for the current year.

2. Basis of preparation

2.1 Statement of compliance

These financial statements represent stand alone financial statements of the Company

These financial statements have been prepared in accordance with the accounting and reporting standards as applicable in Pakistan, comprising of:

- International Financial Reporting Standards (IFRSs) issued by the International Accounting Standard Board (IASB) as notified under the Companies Act, 2017; and
- Provisions of and directives issued under the Companies Act, 2017.

Where the provisions of and directives issued under the Companies Act, 2017 differ from IFRSs, the provisions of and directives issued under the Companies Act, 2017 have been followed.

2.2 Basis of measurement

These financial statements have been prepared on historical cost basis, except as otherwise disclosed. These financial statements are prepared following accrual basis of accounting except for cash flow information.

2.3 Functional and presentation currency

The financial statements are presented in Pakistan Rupees, which is the Company's functional and presentation currency. All financial information presented in Pakistan Rupees has been rounded to the nearest thousand unless otherwise stated.

2.4 Use of estimates and judgements

The preparation of these financial statements in conformity with the accounting and reporting standards as applicable in Pakistan requires the management to make estimates, assumptions and use judgements that affect the application of policy and reported amount of assets and liabilities and income and expenses. Estimates, assumptions and judgement are continually evaluated and based on historic experience and other factors including reasonable expectations of future events.

The estimates and associated assumptions are based on historical experience and various other factors that are believed to be reasonable under the circumstances, the results of which form the basis of making the judgements about the carrying values of assets and liabilities that are not readily apparent from other sources. Actual results may differ from these estimates. Estimates and underlying assumptions are reviewed on an ongoing basis. Revisions to accounting estimates are recognised prospectively.

Information about judgements made by the management in the application of the accounting and reporting standards, as applicable in Pakistan, that have significant effect on the financial statements, and estimates that have a significant risk of resulting in a material adjustment in the subsequent years are provided below:

Income taxes

In making the estimates for income taxes currently payable by the Company, the management looks at the current income tax law and the decisions of appellate authorities on certain issues in the past.

Provision for slow and non-moving inventory

Spares and consumables are assessed and provision, if required, is made according to degree of ageing based on a specific criteria which is reviewed periodically.

Staff retirement benefits

Certain actuarial assumptions have been adopted, as disclosed, in these financial statements for determining present value of defined benefit obligations and fair value of plan assets. Any changes in the assumptions in future years might effect gains and losses in those years.

Property, plant and equipment

The Company estimates the residual values and useful lives of property, plant and equipment. Any changes in these estimates and judgements would have an impact on financial results of subsequent years.

Trade debts and other receivables

An estimated provision for doubtful debts is determined based on ageing analysis and predefined criteria in accordance with the requirements of IFRS-9, which are periodically reviewed.

Impairment of assets

An annual assessment is carried out to determine whether any assets are impaired. This evaluation considers factors such as technological advancements, market conditions, and operational obsolescence that may impact the recoverable amount of assets. Any impairment loss identified is recognized in the financial statements in accordance with the applicable accounting standards.

3. Application of new standards, amendments and interpretations to published approved accounting and reporting standards

3.1 New accounting standards, amendments and IFRS interpretations that are effective for the year ended December 31, 2024

The following standards, amendments and interpretations are effective for the year ended December 31, 2024. These standards, amendments and interpretations are either not relevant to the Company's operations or did not have significant impact on the financial statements other than certain additional disclosures.

Effective date (annual periods beginning on or after) January 01, 2024

- Amendments to IFRS 7 'Financial Instruments: Disclosures' - Supplier finance arrangements.
- Amendments to IFRS 16 'Leases' - Amendments to clarify how a seller-lessee subsequently measures sale and leaseback transactions.
- Amendments to IAS 1 'Presentation of Financial Statements' - Classification of liabilities as current or non-current.
- Amendments to IAS 1 'Presentation of Financial Statements' - Non-current liabilities with covenants.
- Amendments to IAS 7 'Statement of Cash Flows' - Supplier finance arrangements.

During the year, the Institute of Chartered Accountants of Pakistan (ICAP) has withdrawn Technical Release 27 'IAS 12, Income Taxes (Revised 2012)' and issued the 'IAS 12 Application Guidance on Accounting for Minimum Taxes and Final Taxes' (the Guidance). Accordingly, in accordance with the Guidance, the Company has changed its accounting policy to recognise minimum as 'Levy' under IAS 37 'Provisions, Contingent Liabilities and Contingent Assets' which were previously being recognised as 'Income tax'.

3.2 New accounting standards, amendments and interpretations that are not yet effective

The following standards, amendments and interpretations are only effective for accounting periods, beginning on or after the date mentioned against each of them. These standards, amendments and interpretations are either not relevant to the Company's operations or are not expected to have significant impact on the Company's financial statements other than certain additional disclosures.

Effective date (annual periods beginning on or after) January 01, 2026

- Amendments to IFRS 7 'Financial Instruments: Disclosures' - Amendments regarding the classification and measurement of financial instruments.
- Amendments to IFRS 9 'Financial Instruments' - Amendments regarding the classification and measurement of financial instruments.
- Amendments to IFRS 9 'Financial Instruments' - Amendments regarding nature-dependent electricity contracts that are often structured as power purchase agreements (PPAs).
- IFRS 17 Insurance Contracts.

Effective date (annual periods beginning on or after) January 01, 2025

- Amendments to IAS 21 'The Effects of Changes in Foreign Exchange Rates' - Lack of Exchangeability.

Certain annual improvements have also been made to a number of IFRSs and IASs.

- IFRS 1 'First-time Adoption of International Financial Reporting Standards' has been issued by IASB effective from July 01, 2009. However, it has not been adopted yet locally by SECP.
- IFRS 18 'Presentation and Disclosures in Financial Statements' has been issued by IASB effective from January 01, 2027. However, it has not been adopted yet locally by SECP.
- IFRS 19 'Subsidiaries without Public Accountability: Disclosures' has been issued by IASB effective from January 01, 2027. However, it has not been adopted yet locally by SECP.
- IFRS 17 - 'Insurance contracts' has been notified by the IASB to be effective for annual periods beginning on or after January 1, 2023. However SECP has notified the timeframe for the adoption of IFRS - 17 which will be adopted by January 01, 2026.

4. Material accounting policy information

The accounting policies adopted in the preparation of these financial statements are consistent with those of the previous financial year. The principal accounting policies are summarized below:

4.1 Revenue recognition
Revenue is measured at the fair value of the consideration received or receivable. Revenue is recognized to the extent it is probable that the economic benefits will flow to the Company and the revenue can be measured reliably.

i) Revenue from sale of goods or rendering of is recognised when or as performance obligations are satisfied by transferring control (i.e. at the time when deliveries are made or services are rendered) of a promised good or service to a customer, and control either transfers over time or at a point in time. Revenue from sale of goods and rendering of services is measured net of sales tax, returns, trade discounts and volume rebates.

ii) Contract revenue is recognized as and when control of goods or services is transferred to the customer over time using the cost-to-cost method, based on the ratio of contract costs incurred to date to total estimated contract costs. Corresponding contract costs are recognized as expenses in the period incurred.

iii) Rental income is recognized over the period of relevant agreement based on agreed rate and other service income is recognized in the statement of profit or loss on rendering of relevant services.

iv) Return on bank deposits is recognized on time proportion using the effective rate of return.

v) Miscellaneous income is recognized on receipt basis.

4.2 Operating segments
An operating segment is a component of the Company that engages in business activities from which it may earn revenues and incur expenses; whose operating results are regularly reviewed by the Company's management to make decisions about resources to be allocated to the segment and to assess its performance; and for which discrete financial information is available. The Company's format for segment reporting is based on its products and services.

Segment results, assets and liabilities include items directly attributable to a segment as well as those that can be allocated on a reasonable basis. Unallocated items comprise mainly corporate assets and liabilities, such as, cash and bank balances and related income and expenses, and income tax assets and liabilities.

Segment capital expenditure is the total cost incurred during the period to acquire property, plant and equipment.

4.3 Dividend and appropriation to reserves
Dividend distribution to the Company's shareholders and appropriation to reserves are recognised in the financial statements in the period in which these are approved.

4.4 Minimum Tax
The Company accounts for minimum and final tax levied under Section 113 and other applicable sections of the Income Tax Ordinance, 2001 (ITO), using a hybrid approach in compliance with relevant IFRSs as follows:

i) Taxes calculated on taxable income using the applicable tax rates are classified as current income tax and accounted for under IAS 12: "Income Taxes".

ii) Any differential amount paid beyond the calculated taxable income-based tax under the relevant sections of the ITO is recognized as a levy in accordance with IFRIC 21/IAS 37 in the profit and loss account.

Income Tax
Income tax expense comprises current and deferred tax. Income tax expense is recognised in the statement of profit or loss except to the extent that it relates to items recognised directly in equity or in other comprehensive income.

Current
Current tax is the expected tax payable on the taxable income for the year, using tax rates enacted or substantively enacted at the reporting date, and any adjustment to tax payable in respect of prior years.

Deferred
Deferred tax is recognised using the balance sheet liability method in respect of temporary differences between the carrying amounts of assets and liabilities for financial reporting purposes and the amounts used for taxation purposes. The amount of deferred tax recognised is based on expected manner of realization or settlement of the carrying amount of assets and liabilities using the tax rates enacted or substantively enacted at the reporting date.

Deferred tax assets are recognised for all deductible temporary differences, carried forward unused tax losses and unutilized tax credits, to the extent that it is probable that future taxable profit will be available against which the deductible temporary differences and carried forward unused tax losses can be utilised. Deferred tax assets are reduced to the extent that it is no longer probable that the related tax benefits will be realised.

4.5 Property, plant and equipment

Operating fixed assets

Assets are initially recognized at cost. Subsequently, they are measured at cost less accumulated depreciation and impairment losses, if any, except for freehold and leasehold land, which are stated at revalued amounts less impairment, if applicable. Costs related to certain operating fixed assets. When parts of an item of property, plant and equipment have different useful lives, they are accounted for as separate items (major components) of property, plant and equipment.

Subsequent costs

Subsequent costs are included in the asset's carrying amount or recognised as a separate asset, as appropriate, only when it is probable that future economic benefits associated with the item will flow to the entity and its cost can be reliably measured. Cost incurred to replace a component of an item of property, plant and equipment is capitalised and the asset so replaced is retired from the use. Normal repairs and maintenance are charged to the statement of profit or loss during the year in which they are incurred.

Depreciation

Depreciation is based on the cost of an asset less its residual value. Depreciation is recognised in the statement of profit or loss on a straight-line basis over the estimated useful life of an item of property, plant and equipment. Freehold land and leasehold are not depreciated. Depreciation methods, useful lives and residual values are reviewed at each reporting date. Depreciation is charged from the month in which an asset is available for use, while no depreciation is charged for the month in which asset is disposed.

Gains and losses on disposal

Gains or losses on disposal of an item of property, plant and equipment are recognised in the statement of profit or loss.

Capital work in progress

Capital work in progress is stated at cost and consists of expenditures incurred and advances made in respect of tangible and intangible assets in the course of their construction and installation. Transfers are made to the relevant asset category as and when assets are available for intended use.

Right of use asset

The right-of-use asset is initially measured at the amount of lease liability adjusted for any lease payments made at or before the commencement date, plus any initial direct cost incurred.

The right-of-use asset is subsequently depreciated using straight line method from the commencement date to the earlier of the end of useful life of the right-of-use asset or the end of

the lease term. The estimated useful lives of the right-of-use assets are determined on the same basis as those of property, plant and equipment. In addition, the right-of-use asset is periodically reduced by the impairment losses, if any, and adjusted for certain remeasurement of the lease liability.

4.6 Non current assets classified as held for sale

Non-current assets are classified as held for sale if their carrying amounts will be recovered principally through sale rather than continuing use. Such non-current assets are measured at the lower of their carrying amount and fair value less costs to sell. Property, plant and equipment and intangible assets once classified as held for sale are not depreciated or amortised.

4.7 Intangible assets

An intangible asset is recognised if it is probable that future economic benefits attributable to the asset will flow to the Company and the cost of such asset can be measured reliably.

Cost directly associated with identifiable software that will have probable economic benefits beyond one year, is recognised as an intangible asset. Direct cost includes the purchase cost of software and other directly attributable costs of preparing the software for its intended use.

Computer software acquisition or development cost is stated at cost less accumulated amortisation and impairment losses, if any, and is amortised on straight-line basis over its estimated useful life.

4.8 Investment in subsidiary

Investment in subsidiary is stated at cost net of provision for impairment, if any. The investment has been classified as a long term investment.

4.9 Impairment of non financial assets

The carrying amounts of Company's assets are reviewed at each reporting date to determine whether there is any indication of impairment loss. If any such indication exists, the asset's recoverable amount is estimated to determine the extent of impairment loss, if any. An impairment loss is recognised for the amount by which the asset's carrying amount exceeds its estimated recoverable amount. The recoverable amount is the higher of an asset's fair value less costs to sell and value in use. Impairment losses are recognised in the statement of profit or loss.

4.10 Stores and spares

Stores and spares are stated at cost, determined using moving average method. Provision is made for slow moving and obsolete items, if any. Items in transit are valued at cost comprising invoice value plus other charges incurred thereon.

- 4.11 Stock-in-trade**
Stock-in-trade is stated at the lower of cost and net realisable value. The cost is determined using moving average method, and includes expenditure incurred in acquiring the stocks, conversion costs and other costs incurred in bringing the inventory to its existing location and condition. Net realisable value is the estimated selling price in the ordinary course of business, less the estimated costs of completion and costs necessary to make the sale. Stock in transit is valued at cost comprising invoice value plus other charges incurred thereon.
- 4.12 Contract assets**
Contract assets represent the Company's right to consideration for performance obligations satisfied but not yet billed at the reporting date as the invoicing is contingent on further performance or milestones. Contract assets are initially recognized at fair value and subsequently measured at amortized cost, net of any allowances. Cost includes direct expenditures on specific projects and an allocation of fixed and variable overheads. A contract asset is reclassified to trade receivables once the right to payment becomes unconditional.
- 4.13 Contract liabilities**
Contract liabilities represent the Company's obligation to transfer goods or services to a customer for which consideration has been received in advance or is due before satisfying the related performance obligation. These liabilities are recognized when a customer makes a prepayment or when the Company has an unfulfilled performance obligation under a contract. Contract liabilities are derecognized and recognized as revenue in the period when the related performance obligation is satisfied, in accordance with relevant IFRS.
- 4.14 Trade debts and other receivables**
Trade debts and other receivables are recognized at their original invoiced amount, representing the fair value of the consideration expected to be received, net of any allowance for doubtful debts. Provisions for expected credit losses are determined based on an ageing analysis and predefined criteria that are reviewed periodically. The gross carrying amount of a financial asset is written off when the Company has no reasonable expectations of recovering a financial asset in its entirety or a portion thereof.
- 4.15 Cash and bank balances**
Cash in hand and at banks are carried at nominal amount.
- 4.16 Cash and cash equivalents**
Cash and cash equivalents comprises of cash balances and bank deposits. For the purpose of statement of cash flows, cash and cash equivalents consist of cash in hand, balances with banks and short-term running finance. Running finances

under mark-up arrangements are shown with short term borrowings in current liabilities on the statement of financial position.

4.17 Staff retirement benefits
Defined benefit plans

The Company operates:

i) an approved defined benefit gratuity scheme for certain eligible employees. Minimum qualifying period for entitlement to gratuity is five years continuous service with the company. This gratuity scheme had been curtailed with effect from August 2018 for officers and January 2020 for supervisors. No new members have been inducted in this scheme since then, respectively. There are 62 members in this scheme.

ii) an approved defined benefit pension scheme for certain management staff. The scheme provides for pension to employees and their wives for life and to specified number of children upto a given age. This pension scheme had been curtailed with effect from October 01, 2006. No new members have been inducted in this scheme since then. The members in this scheme are 18.

Both the above schemes are funded and contributions to them are made monthly on the basis of an actuarial valuation and in line with the provisions of the Income Tax Ordinance, 2001. Actuarial valuations of these schemes are carried out at each year end.

iii) a scheme to provide post retirement medical benefits to members of Management Staff Pension Funds, retiring on or after July 01, 2000. Provision is made annually to cover obligations under the scheme, by way of a charge to statement of profit or loss, calculated in accordance with the actuarial valuation. However, with effect from January 01, 2009, the scheme has been discontinued and a one-time lump sum payment was made to the beneficiaries on the basis of their entitlement ascertained by a qualified actuary as at December 31, 2008. In the case of retirees, it was elective to opt for the one-time lump sum payment. The members in this scheme are 3.

Amount recognised in the statement of financial position with respect to above schemes represent the present value of obligations under the schemes as reduced by the fair value of plan assets, if any. When the calculation results in a potential asset for the Company, the recognised asset is limited to the present value of economic benefit available in the form of any future refunds from the plan or reductions in future contributions to the plan.

Remeasurement of net defined benefit liability / (asset) which comprises actuarial gains / (losses), return on plan assets (excluding interest) and the effect of asset ceiling (if any, excluding interest)

are recognised immediately in other comprehensive income.

Net interest is calculated by applying discount rate at the beginning of reporting period to the net defined benefit liability or asset at the beginning of that reporting period adjusted for contribution and benefit payments, service cost, including past service cost and settlement gains / (losses) are recognised in statement of profit or loss.

Defined contribution plans

The Company operates:

i) a recognised defined contribution pension fund for the benefit of its officer cadre employees. Monthly contributions are made by the Company to the Fund at the rate of 8.9% of basic salary plus house rent and utility allowances, in respect of each member.

ii) a recognised contributory provident fund for all permanent employees who have completed six months service. For officer cadre employees, equal monthly contributions are made, both by the Company and the employees at the rate of 5.42% and 6.5% of basic salary plus house rent and utility allowances, depending on the length of employees' service. In case of other employees, equal monthly contributions are made, both by the Company and the employees at the rate of 8.33% and 10% of basic salary plus applicable cost of living allowance, depending on the length of employees' service.

4.18 Compensated absences

The liability for accumulated compensated absences of employees is recognised in the period in which employees render service that increases their entitlement to future compensated absences.

4.19 Lease liability

Lease liability is initially measured at the present value of future lease payments, discounted using the interest rate implicit in the lease or, if not readily determinable, the Company's incremental borrowing rate. The lease liability is remeasured when there is a:

- change in future lease payments due to an adjustment in the discount rate;
- revision in the Company's estimate of amounts payable under a residual value guarantee; or
- reassessment of the exercise of purchase, extension, or termination options.

Any remeasurement results in a corresponding adjustment to the right-of-use asset's carrying amount or is recognized in the statement of profit or loss if the asset's carrying amount has been fully reduced.

4.20 Deferred capital grant

Upon initial recognition, the deferred capital grant is measured as the difference between the fair value of the loan and the loan proceeds. The fair

value of the loan is determined as the present value of the loan proceeds, discounted using the prevailing market interest rates for a similar financial instrument.

4.21 Trade and other payables

Trade and other payables are stated at cost which is the fair value of the consideration to be paid in future for goods and services received, whether or not billed to the Company.

4.22 Provisions

A provision is recognised in the statement of financial position when the Company has a legal or constructive obligation as a result of a past event and it is probable that an outflow of resources embodying economic benefits will be required to settle the obligation and a reliable estimate can be made for the amount of obligation. However, provisions are reviewed at each reporting date and adjusted to reflect current best estimates.

4.23 Surplus on revaluation of property, plant and equipment

Any revaluation increase arising on the revaluation of property, plant and equipment is recognised in other comprehensive income and presented as a separate component of equity as "Surplus on revaluation of property, plant and equipment", except to the extent that it reverses a revaluation decrease for the same asset previously recognised in statement of profit or loss, in which case the increase is credited to statement of profit or loss to the extent of the decrease previously charged. Any decrease in carrying amount arising on the revaluation of property, plant and equipment is charged to statement of profit or loss to the extent that it exceeds the balance, if any, held in the surplus on revaluation of property, plant and equipment relating to a previous revaluation of that asset. The revaluation surplus on property, plant and equipment is a capital reserve, and is not available for distribution to shareholders.

4.24 Foreign currency transactions and translations

Transactions in foreign currencies are translated into Pakistan Rupees at exchange rates prevailing on the date of transaction. Monetary assets and liabilities denominated in foreign currencies at the statement of financial position date are retranslated into Pakistan Rupees at the exchange rate prevailing at that date. Foreign currency differences, if any, arising on retranslation are recognised in statement of profit or loss.

4.25 Financial instruments

4.25.1 Financial assets

Initial Recognition and Measurement

At initial recognition, financial assets are classified into one of the following measurement categories:

- Amortized Cost, (AC)

- Fair Value Through Other Comprehensive Income (FVOCI), or
- Fair Value Through Profit or Loss (FVPL)

The classification is based on the asset's contractual cash flow characteristics and the Company's business model for managing it.

Except for trade receivables, financial assets are initially measured at fair value plus transaction costs, unless classified as FVPL, in which case transaction costs are expensed. Trade receivables are measured at the transaction price determined under IFRS 15 (Revenue from Contracts with Customers).

A financial asset qualifies for measurement at amortized cost or FVOCI if it meets the Solely Payments of Principal and Interest (SPPI) test and aligns with the Company's business model to either hold for collecting contractual cash flows or both collect and sell. Financial assets that do not meet these criteria are measured at FVPL.

Purchases or sales of financial assets under regular way trades are recognized on the trade date i.e. the date the Company commits to purchase or sell the asset.

Subsequent measurement

- For the purpose of subsequent measurement, financial assets are classified into the following categories:
- Financial assets at amortized cost (debt instruments).
- Financial assets at fair value through other comprehensive income (FVOCI) – Includes equity instruments designated at FVOCI, where cumulative gains and losses are not recycled to profit or loss upon derecognition.
- Financial assets at fair value through profit or loss (FVPL).

Financial assets at amortised cost (debt instruments)

The Company measures financial assets at amortized cost if both of the following conditions are met:

- The financial asset is held within a business model with the objective to hold financial assets in order to collect contractual cash flows; and
- The contractual terms of the financial asset give rise on specified dates to cash flows that are solely payments of principal and interest on the principal amount outstanding.

Financial assets at amortised cost are subsequently measured using the Effective Interest Rate (EIR) method and are subject to impairment. Gains and losses are recognised in profit or loss when the asset is derecognised, modified or impaired.

Financial assets designated at FVOCI (equity instruments)

Upon initial recognition, the Company can elect to classify irrevocably its equity investments as equity instruments designated at FVOCI when they meet the definition of equity under IAS 32 Financial Instruments: Presentation and are not held for trading. The classification is determined on an instrument-by-instrument basis.

Gains and losses on these financial assets are never recycled to profit or loss. Dividends are recognised as other income in profit or loss when the right of payment has been established. Equity instruments designated at FVOCI are not subject to impairment assessment.

Financial assets at Fair Value Through Profit or Loss

Financial assets at FVPL include financial assets held for trading, financial assets designated upon initial recognition at FVPL or financial assets mandatorily required to be measured at fair value. Financial assets are classified as held for trading if they are acquired for the purpose of selling or repurchasing in the near term. Financial assets with cash flows that are not solely payments of principal and interest are classified and measured at fair value through profit or loss, irrespective of the business model. Notwithstanding the criteria for debt instruments to be classified at amortized cost or at FVOCI, as described above, debt instruments may be designated at FVPL on initial recognition if doing so eliminates, or significantly reduces, an accounting mismatch.

Financial assets at FVPL are carried in the statement of financial position at fair value with net changes in fair value recognised in statement of profit or loss.

This category also includes derivative instruments and listed equity investments which the Company had not irrevocably elected to classify at FVOCI. Dividends on equity investments are also recognised as other income in profit or loss when the right of payment has been established. The Company has not designated any financial asset at FVPL.

Impairment of Financial Assets

The Company assesses the impairment of financial assets using the simplified approach, applying a provision matrix based on historical loss rates. Provisions, if required, are determined based on the ageing of financial assets, following predefined criteria that are reviewed periodically. Loss allowances for financial assets measured at amortized cost are recognized as deductions from their gross carrying amount.

Derecognition

A financial asset (or, where applicable, a part of a financial asset or part of a group of similar financial assets) is primarily derecognised (i.e. removed from the Company's statement of financial position) when:

- (i) The rights to receive cash flows from the asset have expired, or
- (ii) The Company has transferred its rights to receive cash flows from the asset or has assumed an obligation to pay the received cash flows in full without material delay to a third party under a 'pass-through' arrangement; and either (a) the Company has transferred substantially all the risks and rewards of the asset, or (b) the Company has neither transferred nor retained substantially all the risks and rewards of the asset, but has transferred control of the asset.

When the Company has transferred its rights to receive cash flows from an asset or has entered into a pass-through arrangement, it evaluates if, and to what extent, it has retained the risks and rewards of ownership.

When it has neither transferred nor retained substantially all of the risks and rewards of the asset, nor transferred control of the asset, the Company continues to recognise the transferred asset to the extent of its continuing involvement. In that case, the Company also recognises an associated liability. The transferred asset and the associated liability are measured on a basis that reflects the rights and obligations that the Company has retained.

Continuing involvement that takes the form of a guarantee over the transferred asset is measured at the lower of the original carrying amount of the asset and the maximum amount of consideration that the Company could be required to repay.

4.25.2 Financial liabilities

Initial Recognition and Measurement

Financial liabilities are classified, at initial recognition, as financial liabilities at FVPL, loans and borrowings, trade payables, or as derivatives designated as hedging instruments in an effective hedge, as appropriate.

All financial liabilities are recognised initially at fair value and, in the case of loans and borrowings and payables, net of directly attributable transaction costs.

Subsequent measurement

Financial Liabilities at FVPL

Financial liabilities at FVPL include financial liabilities held for trading and financial liabilities designated upon initial recognition as at gains or losses on liabilities held for trading are recognised in the profit or loss. Financial liabilities designated upon initial recognition as at gains or losses are designated at the initial date of recognition, and only if the criteria in IFRS 9 are satisfied. The Company has not designated any financial liability as at FVPL.

Financial Liabilities at amortized cost

After initial recognition, borrowings and payables are subsequently measured at amortized cost using the EIR method. Gains and losses are recognised in profit or loss when the liabilities are derecognised as well as through the EIR amortization process.

Amortized cost is calculated by taking into account any discount or premium on acquisition and fees or costs that are an integral part of the EIR. The EIR amortisation is included as finance costs in profit or loss.

Borrowings are classified as current liabilities unless the Company has an unconditional right to defer the settlement of the liability for at least twelve months after the reporting date. Exchange gains and losses arising in respect of borrowings in foreign currency are added to the carrying amount of the borrowing.

Derecognition

A financial liability is derecognised when the obligation under the liability is discharged or cancelled or expires. When an existing financial liability is replaced by another from the same lender on substantially different terms, or the terms of an existing liability are substantially modified, such an exchange or modification is treated as the derecognition of the original liability and the recognition of a new liability. The difference in the respective carrying amounts is recognised in profit or loss.

Offsetting of financial instruments

Financial assets and financial liabilities are offset and the net amount is reported in the financial statements only when the Company has a legally enforceable right to set-off the recognised amounts and the Company intends to settle either on a net basis or realise the asset and settle the liability simultaneously.

4.26 Borrowings and their cost

Borrowings are recognised initially at fair value, net of transaction costs incurred. Borrowing costs are recognised as an expense in the period in which these are incurred except to the extent of borrowing cost that are directly attributable to the acquisition, construction or production of a qualifying asset. Such borrowing costs, if any, are capitalised as part of cost of that asset.

4.27 Contingencies

A contingent liability is disclosed when the Company has a possible obligation as a result of past events, existence of which will be confirmed only by the occurrence or non-occurrence of one or more uncertain future events not wholly within the control of the Company; or the Company has a present legal or constructive obligation that arises from past events, but it is not probable that an outflow of resources embodying economic benefits will be required to settle the obligation, or the amount of the obligation cannot be measured with sufficient reliability.

4.28 Earnings per share

The Company presents basic and diluted Earnings Per Share (EPS) data for its ordinary shares. Basic EPS is calculated by dividing the profit or loss attributable to ordinary shareholders of the Company by weighted average number of ordinary shares outstanding during the year.

Diluted EPS is determined by adjusting the profit or loss attributable to ordinary shareholders and the weighted average number of ordinary shares outstanding for the effects of all dilutive potential ordinary shares.

4.29 Related party transactions

Transactions with related parties are entered into the terms as approved by the Board of Directors of the Company.

4.30 Derivative financial instruments

When a derivative is designated as the hedging instrument to hedge the exposure to variability in cash flows attributable to a particular risk associated with a recognised asset or liability, the effective portion of changes in the fair value of the derivative is recognised in other comprehensive income and presented in the cash flow hedge reserve in equity. Any ineffective portion of changes in the fair value of the derivative is recognised immediately in profit and loss account.

When the hedge item is a non-financial asset, the amount accumulated in equity is included in the carrying amount of the asset when the asset is recognised. In other cases the amount accumulated in equity is reclassified to profit or

loss in the same period the hedged item affects profit or loss. If the hedging instrument no longer meets the criteria for hedge accounting, expires or is sold, terminated or exercised, or the designation is revoked, then hedge accounting is discontinued prospectively. Derivative financial instruments are carried as assets when fair value is positive and liabilities when fair value is negative.

4.31 Change in Accounting Policy: Minimum Tax and Levy

During the year, the company changed its accounting policy to align it with the hybrid treatment for minimum taxes under IFRSs. Previously, all taxes were classified as income tax under IAS 12. Under the revised policy:

- (i) Taxes calculated under Section 113 and other applicable sections of ITO (on gross revenue or other non-taxable profit bases) are accounted for as levies under IFRIC 21/IAS 37.
- (ii) Only taxes based on taxable profits are classified as income taxes under IAS 12.

The change in accounting policy has been applied retrospectively in accordance with International Accounting Standard 8: "Accounting Policies, Changes in Accounting Estimates and Errors". There is, however, no material impact of the change in accounting policy on the financial statements of the prior years.

5 Segment Reporting

The Company's reportable segments are based on the following product lines:

Industrial, medical and other gases

This segment covers business with large-scale industrial customers, typically in the oil and gas, chemical, food and beverage, metals, and glass sectors and medical customers in healthcare sector. Gases and services are supplied as part of customer specific solutions. These range from supply by pipeline or from dedicated on-site plants to the large users and supply by road tankers in liquefied form to others. Gases for cutting and welding, hospitals, laboratory applications and a variety of medical purposes are also distributed in cylinders. This segment also covers the supply of associated medical equipment and related engineering services.

Welding and others

This segment covers sale of welding electrodes, packaged chemicals and a range of associated equipments, such as, cutting and welding products, associated safety equipments.

5.1 Segment results are as follows:

Rupees in '000	2024			2023		
	Industrial, medical and other gases	Welding and others	Total	Industrial, medical and other gases	Welding and others	Total
Gross sales	11,294,817	1,767,101	13,061,918	7,878,110	2,022,597	9,900,707
Less:						
Sales tax	1,447,261	269,558	1,716,819	1,003,080	308,627	1,311,707
Net sales	9,847,556	1,497,543	11,345,099	6,875,030	1,713,970	8,589,000
Less:						
Cost of sales	7,010,463	1,274,674	8,285,137	5,552,474	1,475,894	7,028,368
Distribution and marketing expenses	508,869	39,975	548,844	310,468	55,888	366,356
Administrative expenses	318,108	24,869	343,097	272,384	49,032	321,416
	7,837,440	1,339,638	9,177,078	6,135,326	1,580,814	7,716,140
Segment result	2,010,116	157,908	2,168,021	739,704	133,156	872,859
Unallocated corporate expenses:						
Other operating expenses			(137,390)			(38,855)
Gain on sale of non current assets classified as held for sale			50,424			-
Other income			94,923			58,352
			7,957			19,497
Operating profit			2,175,978			892,356
Finance cost			(899,099)			(686,848)
Profit before income tax and levy			1,176,879			205,507
Minimum tax differential levy			(32,279)			(107,363)
Profit before taxation			1,144,600			98,144
Taxation			(432,841)			46,594
Profit for the year			711,759			144,738

5.2 Transfers between business segments, if any, are recorded at cost. There were no inter segment transfers during the year.

5.3 There was no major customer whose revenue accounted for more than 10% of the Company's total revenue.

5.4 Marketing and administrative expenses are allocated on the basis of gross profit.

5.5 The Company primarily operates within Pakistan; therefore, geographical segment reporting is not relevant.

5.6 The segment assets and liabilities as at December 31, 2024 are as follows:

Rupees in '000	2024			2023		
	Industrial, medical and other gases	Welding and others	Total	Industrial, medical and other gases	Welding and others	Total
Segment assets	16,144,134	1,073,086	17,217,220	15,350,973	917,672	16,268,645
Unallocated assets			1,868,601			2,382,937
Total assets			19,085,821			18,651,582
					41,642	
Segment liabilities	519,215	84,565	603,780	255,674		297,316
Unallocated liabilities			9,135,855			9,715,617
Total liabilities			9,739,635			10,012,933

5.7 All non-current assets of the Company as at December 31, 2024 were located within Pakistan. Depreciation expense mainly relates to industrial, medical and other gases segment.

6. Cost of sales

Rupees in '000	Note	2024	2023
Fuel and power		3,306,207	2,667,840
Raw and packing materials consumed		2,061,068	1,836,700
Depreciation	16.6	739,827	493,599
Salaries, allowances and other benefits	6.1	381,184	351,134
Transportation expenses		721,218	598,730
Repairs and maintenance		138,894	112,212
Consumable spares		88,561	77,639
Insurance		46,943	43,765
Travelling and conveyance		73,587	66,072
Safety and security expenses		48,669	48,474
Communications and stationery		10,751	10,294
Rent, rates and taxes		19,511	6,818
Staff training, development and other expenses		1,279	33
Miscellaneous expenses		3,157	3,288
Cost of goods manufactured		7,640,856	6,316,598
Opening stock of finished goods		421,419	599,899
Purchase of finished goods		757,849	535,903
Write down / (reversal) of inventory to net realisable value		4,539	(2,611)
Closing stock of finished goods		(539,526)	(421,419)
		8,285,137	7,028,370

6.1 Salaries, allowances and other benefits include amounts in respect of:

Rupees in '000	2024	2023
Defined benefit schemes	1,825	1,814
Defined contribution plans	12,019	10,494
	13,844	12,308

7. Distribution and marketing expenses

Rupees in '000	Note	2024	2023
Salaries, allowances and other benefits	7.1	313,756	260,820
Travelling and conveyance		36,164	43,657
Depreciation	16.6	15,396	16,566
Communications and stationery		5,201	4,409
Repairs and maintenance		12,122	11,869
Safety and security expenses		2,188	2,782
Electricity expense		2,765	2,341
Rent, rates and taxes		1,696	642
Sales promotion and symposium		10,869	15,543
Staff training, development and other expenses		3,206	158
Allowance for doubtful debts		136,848	-
Miscellaneous expenses		8,633	7,569
		548,844	366,356

7.1 Salaries, allowances and other benefits include amounts in respect of:

Rupees in '000	2024	2023
Defined benefit schemes	2,605	2,541
Defined contribution plans	23,973	20,756
	26,578	23,297

8. Administrative expenses

Rupees in '000	Note	2024	2023
Salaries, allowances and other benefits	8.1	186,235	168,406
Directors' fee and remuneration		16,975	22,275
Travelling and conveyance		24,367	21,719
Communications and stationery		15,737	13,790
Depreciation	16.6	16,923	21,232
Amortization	18.1	5,385	5,255
Repairs and maintenance		41,423	38,954
Electricity expense		22,627	18,871
Safety and security expenses		1,528	1,939
Staff training, development and other expenses		2,403	1,194
Insurance		1,262	786
Rent, rates and taxes		4,805	2,573
Miscellaneous expenses		3,427	4,422
		343,097	321,416

8.1 Salaries, allowances and other benefits include amounts in respect of:

Rupees in '000	2024	2023
Defined benefit schemes	627	523
Defined contribution plans	16,722	14,889
	17,349	15,412

9. Other operating expenses

Rupees in '000	Note	2024	2023
Workers' profits participation fund		63,238	10,939
Workers' welfare fund		24,645	2,198
Legal and professional charges		46,312	22,843
Auditor's remuneration	9.1	3,195	2,777
Donations		-	98
		137,390	38,855

9.1 Auditors' remuneration

Rupees in '000	2024	2023
Audit fee	1,694	1,473
Audit of retirement funds, workers' profit participation fund and fee for special certifications	547	443
Fee for review of half yearly financial statements	415	361
Out-of-pocket expenses	539	500
	3,195	2,777

10. Gain on disposal of non-current assets classified as held for sale

During the year the Company completed the disposal transaction of its CO₂ 23 TPD Plant at Port Qasim. The summary of disposal is as follows:

Rupees in '000	2024	2023
Net sale proceeds on disposal	50,820	-
Non-current assets classified as held for sale as at December 31	(396)	-
Gain on sale of non current assets classified as held for sale	50,424	-

11. Other income

Rupees in '000		2024	2023
Income from financial asset:			
Mark-up income on saving and deposit accounts		392	79
Income from non financial assets:			
Gain on disposal of property, plant and equipment		70,158	16,278
Insurance claim		81	21,874
Liabilities no longer payable written back		3,134	4,796
Others		21,158	15,325
		94,923	58,352

12. Finance cost

Rupees in '000	Note	2024	2023
Mark-up / profit on long term financing		389,069	185,928
Mark-up / profit on short term running finances	12.1	601,837	491,794
Finance cost on lease liability	31	1,628	1,896
Bank charges		6,565	7,230
		999,099	686,848

12.1 This includes profit of Rs. 403.891 million (2023: Rs. 339.495 million) on facilities obtained under Islamic mode of financing.

13. Minimum tax differential - levy

This represents the differential amount of minimum tax calculated under Section 113 of the Income Tax Ordinance, 2001. This differential amount is classified as a levy in accordance with IFRIC 21/IAS 37.

Reconciliation of current tax liability for the year as per tax laws, with current tax recognised in the profit and loss account, is as follows:

Rupees in '000		2024	2023
Current tax liability for the year as per applicable tax laws		200,069	107,363
Portion of current tax liability as per tax laws, representing Income tax under IAS 12		167,790	-
Portion of current tax computed as per tax laws, representing levy in terms of requirements of IFRIC 21/IAS 37		32,279	107,363
		200,069	107,363

14. Taxation

Rupees in '000	Note	2024	2023
Current			
For the year		167,790	-
For the prior years		-	(5,394)
Super tax		115,717	-
Deferred		149,334	(41,200)
	14.1	432,841	(46,594)

14.1 Tax reconciliation

Rupees in '000		2024	2023
Profit before tax		1,144,800	98,144
Tax calculated at the rate of 29%		331,934	28,462
Effect of super tax		115,717	-
Tax effect of levy		9,361	31,251
Effect of minimum tax		(32,279)	(107,763)
Prior year tax		-	(5,394)
Others		8,108	6,850
Tax charge for the year		432,841	(46,594)

14.2 The returns of total income for and upto the tax year 2024 have been filed by the Company and the said returns, as per the provisions of Section 120 of the Income Tax Ordinance, 2001 ("the Ordinance"), have been taken to be the deemed assessment orders passed by the concerned Commissioner on the day the said returns were furnished. However, the Commissioner may, at any time during a period of five years from the date of filing of return, select the deemed assessment order for audit.

15. Earnings per share – basic and diluted

Basic earnings per share is calculated by dividing the profit attributable to equity holders of the Company by the weighted average number of ordinary shares in issue during the year. There is no dilutive effect on the basic earnings per share of the Company.

	2024	2023
Profit for the year - Rupees in '000	711,759	144,738
Weighted average number of ordinary shares at the year end in '000	87,124	87,124
Earnings per share - basic and diluted in Rupees	8.17	1.66

16. Property, plant and equipment

Rupees in '000	Note	2024	2023
Operating fixed assets	16.1	13,037,393	12,913,617
Capital work in progress	16.8	368,699	614,008
Right-of-use assets - Building	16.9	10,359	11,140
		13,416,451	13,538,765

16.1 Operating fixed assets

The following is the statement of operating fixed assets:

Rupees in '000	Buildings on					*Plant and machinery	Vehicles	Furniture, fittings and office equipments	Computer equipments	Total
	Freehold land	Leasehold land	freehold land	leasehold land	customers' land					
Net carrying value basis year ended December 31, 2024										
Opening net book value	3,950,799	450,000	571,035	16,154	3,740	7,822,021	83,699	10,389	5,780	12,913,617
Additions (at cost)**	301,371	-	54,237	210	-	473,988	54,546	14,709	8,716	907,777
Disposal (NBV)	-	-	-	-	-	(15,088)	-	-	(18)	(15,106)
Depreciation charged	-	-	(37,856)	(4,522)	-	(887,458)	(28,482)	(2,749)	(7,828)	(788,895)
Closing net book value	4,252,170	450,000	587,416	11,842	3,740	7,593,463	109,763	22,349	6,650	13,037,393
Gross carrying value basis year ended December 31, 2024										
Cost / revalued amount	4,252,170	460,526	796,373	104,239	21,841	12,882,843	318,431	97,767	111,723	19,045,913
Accumulated depreciation	-	(10,526)	(208,957)	(92,397)	(18,101)	(5,289,380)	(208,668)	(75,418)	(105,073)	(6,008,519)
Closing net book value	4,252,170	450,000	587,416	11,842	3,740	7,593,463	109,763	22,349	6,650	13,037,393
Depreciation rate (% per annum)	-	-	2.5 to 5	2.5 to 5	2.5 to 5	5 to 10	20	10 to 20	25 to 33.33	-
Net carrying value basis year ended December 31, 2023										
Opening net book value	3,950,799	450,000	177,455	21,029	3,740	1,875,763	108,498	9,982	15,121	6,612,385
Additions (at cost)	-	-	416,976	-	-	6,413,185	11,783	2,284	2,120	6,846,348
Disposals (NBV)	-	-	-	-	-	(33)	(4,942)	-	-	(4,975)
Transfer to non current assets classified as held for sale***	-	-	-	-	-	(11,986)	-	-	-	(11,986)
Depreciation charged	-	-	(23,396)	(4,875)	-	(454,908)	(31,638)	(1,877)	(11,461)	(528,155)
Closing net book value	3,950,799	450,000	571,035	16,154	3,740	7,822,021	83,699	10,389	5,780	12,913,617
Gross carrying value basis year ended December 31, 2023										
Cost / revalued amount	3,950,799	460,526	742,136	104,029	21,841	12,893,944	263,885	83,057	103,007	18,623,224
Accumulated depreciation	-	(10,526)	(171,101)	(87,875)	(18,101)	(5,059,937)	(180,186)	(72,688)	(97,227)	(5,697,621)
Non current assets classified as held for sale:										
Cost of non current assets classified as held for sale	-	-	-	-	-	(485,089)	-	-	-	(485,089)
Accumulated depreciation of non current assets classified as held for sale	-	-	-	-	-	473,103	-	-	-	473,103
Closing net book value	3,950,799	450,000	571,035	16,154	3,740	7,822,021	83,699	10,389	5,780	12,913,617
Depreciation rate (% per annum)	-	-	2.5 to 5	2.5 to 5	2.5 to 5	5 to 10	20	10 to 20	25 to 33.33	-

* This includes capital spares having cost of Rs. 624.671 million (2023: Rs. 611.798 million) and net book value of Rs. 497.182 million (2023: Rs. 507.310 million).

** Additions to property, plant and equipment include borrowing cost capitalised amounting to Rs. 135.211 million (2023: Rs. 1,029.686 million). The rate of mark up used to determine the amount of borrowing cost is 3 months kibar+1.1% (2023: 4% to 3 months kibar+1.4%) per annum.

*** Details of operating assets disposed off during the year are as follows:

Rupees in '000	Cost	Accumulated Depreciation	Net Book Value	Sale Price	Mode of Disposal	Particular of Purchaser	Gain
Genset for Sundar plant	25,500	10,413	15,088	84,831	Quotation	Hi-Tech Machinery	69,743
Other assets having book value of less than Rs. 500,000 each	8,521	8,503	18	433		Various	415
Total	34,021	18,916	15,106	85,264	Quotation / Company Policy		70,158

16.2 Fair value measurement

Fair value of lands are based on the valuations carried out by an independent valuer M/s Joseph Lobo (Pvt) Limited on the basis of market value in 2022.

Fair value of lands are based on assumptions considered to be level 2 in the fair value hierarchy due to significant observable inputs used in the valuation.

Valuation techniques used to derive level 2 fair values - Lands

Fair value of land has been derived using a sales comparison approach. Sale prices of comparable land in close proximity are adjusted for differences in key attributes such as location and size of the property. The most significant input in this valuation approach is price / rate per square foot in particular locality. This valuation is considered to be level 2 in fair value hierarchy due to significant observable inputs used in the valuation.

There were no transfers between levels 2 and 3 for recurring fair value measurements during the year.

16.3 The Forced Sales Value (FSV) of freehold land and leasehold lands is Rs. 2,963.1 million and Rs. 337.5 million, respectively.

16.4 Had there been no revaluation, the net book value of freehold and leasehold lands would have amounted to Rs. 515,522 million and Rs. Nil, respectively.

16.5 As at December 31, 2024, plant and machinery includes cylinders held by customers and Vacuum Insulated Evaporator's (VIEs) installed at certain customers' sites for supply of gas products. Cost and net book values of such cylinders and VIEs are as follows:

Rupees in '000	Cost		Net book value	
	2024	2023	2024	2023
Cylinders	265,287	265,287	106,516	118,884
Vacuum Insulated Evaporators	751,331	751,331	143,918	175,231
	1,016,618	1,016,618	250,434	294,115

16.6 Depreciation has been allocated as follows:

Rupees in '000	Note	2024	2023
Cost of sales	6	739,827	493,599
Distribution and marketing expenses	7	15,396	16,566
Administrative expenses	8	16,923	21,232
		772,146	531,397

16.7 Particulars of the Company's immovable property (i.e. land and building) are as follows:

Particulars	Location	Total area (Sq. yard)
Manufacturing plant and head office	West Wharf, Dockyard Road, Karachi.	24,000
Manufacturing plant	Plot EZ/1/P-5 (SP-1), Eastern Industrial Zone, Port Qasim, Karachi.	48,400
Manufacturing plant	Shalamar Link Road, Mughalpur, Lahore.	36,270
Manufacturing plant	Plot No. 705, Sundar Industrial Estate Lahore.	15,723
Manufacturing plant	Wah Cantonment, Kabul Road, Rawalpindi.	25,168
Land and building	Plot No. C-1, Sundar Industrial Estate, Lahore.	7,334
Land (open plot)	Plot No.11-A, Special Economic Zone, Rashakai.	9,680
Land (open plot)	Mouza Kot, Rab Nawaz Khan, Multan.	11,283
Land (Open plot)	Mouza Shumaili Kawaii, Tehsil Hub, Gadani.	5,506
Beach hut	Plot No. 101-N, Sandspit, Karachi.	250

16.8 Capital work in progress

The movement in capital work in progress during the year is as follows:

Rupees in '000	Land and building	Plant and machinery	Advances to suppliers against vehicles	Furniture, fittings, office and computer equipments	Total
As at January 01, 2023	70,267	5,373,244	11,509	3,149	5,458,169
Reclassification	273,306	(273,188)	-	(118)	-
Additions during the year	196,584	1,801,650	274	6,555	2,005,062
Transfers to operating fixed assets	(416,976)	(6,413,185)	(11,783)	(4,404)	(6,846,348)
Transfers to intangible assets	-	-	-	(2,875)	(2,875)
As at December 31, 2023	123,181	488,521	-	2,307	614,008
Reclassification	134,253	(134,748)	-	495	-
Additions during the year	132,664	500,494	54,546	20,623	708,327
Transfers to operating assets	(355,818)	(473,988)	(54,546)	(23,425)	(907,777)
Transfers to held for sale	-	(45,859)	-	-	(45,859)
As at December 31, 2024	34,280	334,420	-	-	368,699

16.9 Right-of-use assets - Buildings

Rupees in '000	Note	2024	2023
Net carrying value basis			
As at January 01		11,140	14,381
Additions	31	2,470	-
Depreciation during the year		(3,251)	(3,241)
Net book value as at December 31		10,359	11,140
Gross carrying value basis			
Cost		32,474	30,004
Accumulated depreciation		(22,115)	(18,864)
		10,359	11,140
Depreciation rate % per annum		12.5 to 20	12.5 to 20

17. Non current assets classified as held for sale

The Board of Directors in its meeting held on 01 December, 2023 approved ASU 30 TPD and CO2 23 TPD plants at Port Qasim to be classified as held for sale. Accordingly, as per the requirements of IFRS 5 'Non-current assets held for sale', the Company transferred the said assets from property, plant and equipment and classified them under assets classified as held for sale.

Rupees in '000	Note	2024	2023
Opening Balances		11,986	-
Additions		45,859	11,986
Disposal	17.1	(396)	-
Closing Balance as at December 31, 2024		57,449	11,986

17.1 During the year the Company disposed the CO₂ 23 TPD plant. The Company is committed to its plan to sell ASU 30 TPD and currently under negotiations with the buyers.

17.2 Breakup of non current asset held for sale

ASU 30 TPD Plant		57,449	11,590
CO2 23 TPD Plant		-	396
		57,449	11,986

18. Intangible assets

Rupees in '000	Note	2024	2023
Computer software	18.1	14,380	19,765

18.1 Net carrying value basis

Rupees in '000	2024	2023
Opening net book value at January 01	19,765	22,145
Additions during the year	-	2,875
	19,765	25,020
Amortization for the year	(5,385)	(5,255)
Closing net book value at December 31	14,380	19,765
Gross carrying value basis		
Cost	75,393	75,393
Accumulated amortization	(61,013)	(55,628)
Net book value	14,380	19,765

18.2 Intangible assets are amortised over an estimated useful life of 8 years and the amortisation is allocated to administrative expenses.

19. Long term loans

Rupees in '000	Note	2024	2023
Loans - considered good			
Employees	19.1	6,348	9,429
Current portion shown under current assets			
Employees		(2,392)	(3,100)
		3,956	6,329

19.1 These are interest free loans recoverable in monthly installments.

20. Stores and spares

Rupees in '000	Note	2024	2023
Spares		670,265	513,507
Provision against slow moving stores and spares	20.1	(122,376)	(151,000)
		547,889	362,507

20.1 The Company has made a reversal of provision against slow moving stores and spares amounting to Rs. 28.625 million during the year (2023: Charge of Rs. 33.228 million).

21. Stock-in-trade

Rupees in '000	Note	2024	2023
Raw and packing materials - in hand		257,572	229,584
Finished goods - in hand		539,526	421,419
	21.1	797,098	651,003

21.1 The cost of raw and packing materials and finished goods has been adjusted net of provision for slow moving and obsolete stock by Rs. 47.229 million (2023: Rs. 34.444 million). During the year, a provision amounting to Rs. 12.785 million (2023: Rs. 0.446 million) in respect of slow moving and obsolete stock has been recorded.

22. Trade debts

Rupees in '000	Note	2024	2023
Unsecured			
Considered good		1,795,432	1,337,550
Considered doubtful		200,812	63,964
	22.1	1,996,244	1,401,514
Allowance for expected credit losses	22.3	(200,812)	(63,964)
		1,795,432	1,337,550

22.1 These include balances due from related parties as follows:

Rupees in '000	2024	2023
Soorty Enterprises (Private) Limited	290	303
Fauji Foods Limited	3,693	1,933
	3,983	2,236
Past due considered doubtful as per Company's credit policy	(275)	(86)
	3,708	2,150

The ageing of the trade debts due from related parties as at the statement of financial position date is as under:

Rupees in '000	2024	2023
Not past due	2,390	1,244
Past due from 1- 90 days	1,303	907
Past due from 90 days onward	290	85
	3,983	2,236
Past due considered doubtful as per Company's credit policy	(275)	(86)
	3,708	2,150

22.2 The maximum amount due from related parties at the end of any month during the year was Rs. 3.708 million (2023: Rs. 2.690 million).

22.3 Allowance for doubtful debts

Rupees in '000	2024	2023
Balance at beginning of the year	63,964	63,964
Allowance for doubtful debts	136,848	-
Balance at end of the year	200,812	63,964

23. Loans and advances

Rupees in '000	Note	2024	2023
Loans - considered good			
Current maturity of long term loan to employees	19	2,392	3,100
Advances considered good			
Employees		175	100
Suppliers		27,144	49,842
		29,711	53,042

24. Deposits and prepayments

Rupees in '000	2024	2023
Security deposits	48,749	33,984
Other deposits	392,082	290,106
Prepayments	4,717	4,138
	445,548	328,228

25. Other receivables

Rupees in '000	Note	2024	2023
Considered good			
Receivable from defined benefit funds	39.1	40,321	52,338
Receivable from defined contribution funds		3,490	2,623
Contract assets	25.1	660,350	378,823
Sales tax recoverable		394,788	948,015
Margin against letter of credit and bank guarantees		47,921	60,116
		1,146,870	1,441,915

25.1 This represents work in progress for medical engineering contracts not yet billed. These were reclassified from stock in trade.

26. Cash and bank balances

Rupees in '000	Note	2024	2023
Cash in hand		5,867	3,164
Cash at bank - current and savings accounts	26.1	556,793	403,658
		562,660	406,822

26.1 This includes an amount of Rs. 67.420 million held in savings accounts (2023: Rs. 39.811 million). The mark-up on saving account is 11.50% per annum (2023: 20.50% per annum). As at December 31, 2024, Rs. 8.623 million were kept in shariah compliant bank accounts (2023: 0.314 million).

27. Share capital

27.1 Authorised share capital

	(Number of shares)		(Rupees in '000)	
	2024	2023	2024	2023
Ordinary shares of Rs. 10 each	150,000,000	150,000,000	1,500,000	1,500,000

27.2 Issued, subscribed and paid-up capital

	(Number of shares)		(Rupees in '000)	
	2024	2023	2024	2023
Ordinary shares of Rs. 10 each fully paid in cash	452,955	452,955	4,530	4,530
Ordinary shares of Rs. 10 each issued for consideration other than cash	672,045	672,045	6,720	6,720
Ordinary shares of Rs. 10 each issued as fully paid bonus shares	72,113,255	72,113,255	721,133	721,133
Ordinary shares of Rs. 10 each issued as fully paid right shares	13,885,973	13,885,973	138,860	138,860
	87,124,228	87,124,228	871,243	871,243

27.3 The Board of Directors in its meeting held on 01 September, 2023 approved the issue of 13,885,973 ordinary shares as right shares at a price of Rs. 54/- per share (including a premium of Rs. 44/- per share), offered in the proportion of 18.96 right shares for every 100 shares held. The purpose of the right issue was to meet increased working capital requirements of the Company and maintenance of plant and machinery. During the year proceeds were utilized as follows:

Purpose of utilization	Breakup of right issue proceeds (Rupees in '000)	% of allocation	% of utilization
Maintenance of plant and machinery	300,000	40%	100%
Other working capital	449,842	60%	100%
Total	749,842		

27.4 The Company has one class of ordinary shares which carries no rights to fixed income. The holders of shares are entitled to receive dividends as declared from time to time and are entitled to one vote per share at the general meetings of the Company. All shares rank equally with regard to the Company's residual assets.

28. Share premium

This represents premium on issue of right ordinary shares. This reserve can only be utilized by the Company in accordance with Section 81 of the Companies Act, 2017.

29. Long term deposits

Rupees in '000	2024	2023
Deposits		
Against cylinders	246,988	240,879
Others	13,075	14,114
	260,063	254,993

30. Long term financing

Rupees in '000	Note	2024	2023
Secured from banking companies			
Temporary economic refinance facility	30.1	2,663,761	2,918,197
Islamic finance facility (diminishing musharakah)	30.2	1,336,561	1,499,342
		4,000,322	4,417,539
Less: current portion shown under current liabilities		(460,608)	(393,317)
		3,539,714	4,024,222

30.1 This represents long term financing agreements entered into by the Company with certain banks to avail long term financing facilities including Islamic Temporary Economic Refinance Facility (ITERF) of the State Bank of Pakistan for an amount of Rs. 3,600 million and Rs. 200 million for import and construction of 270 TPD ASU plant and 11 TPS Electrode plant, respectively. These loans are repayable in thirty two quarterly installments over a period of eight years beginning from May 2023 and are secured against charge over certain fixed assets of the Company. These facilities carry mark-up/profit at 4% (SBP rate 1% + bank spread 3%). The amount of loan outstanding as at reporting date includes Rs. 1,722 million obtained under ITERF.

30.2 This represents financing agreements entered into by the Company with certain banks for an amount of Rs. 2,300 million, Rs. 1,300 million and Rs. 100 million for construction of ASU 105 TPD plant, ASU 270 TPD plant and 11 TPS Electrode plant, respectively. The loans are repayable in thirty two quarterly installments over a period of eight years beginning from May 2023 and secured against charge over certain fixed assets of the Company. These facilities carry mark-up/profit rate ranging from 3 months KIBOR + 1.1% to 1.4%. The amount of loan outstanding as at reporting date includes Rs. 1,337 million obtained under Islamic mode of financing.

31. Lease liabilities

Rupees in '000	Note	2024	2023
Lease liabilities recognised as on January 01		17,338	20,591
Additions during the year	16.9	2,470	-
Interest accrued		1,628	1,895
Less: repayment of lease liabilities		(5,434)	(5,148)
	31.1	16,002	17,338

31.1 Break up of lease liabilities

Rupees in '000		2024	2023
Lease liabilities		16,002	17,338
Less: current portion		(2,623)	(2,623)
		13,379	14,715
Maturity analysis - contractual undiscounted cash flow			
Less than one year		5,659	5,258
One to five year		13,183	15,795
Total undiscounted lease liability		18,842	21,053

31.2 When measuring lease liabilities, the Company discounted lease payments using its incremental borrowing rate which was 10%-14% at the time of Initial recognition of the lease liabilities.

32. Deferred capital grant

Rupees in '000	Note	2024	2023
Capital grant	32.1	456,316	561,867
Current portion shown under current liability		(110,548)	(114,821)
		345,768	447,046

32.1 The Company received term finance facility below-market interest rate as disclosed in note 30 to these financial statements amounting to Rs. 3,681 million from certain banks under "Islamic / Temporary Economic Refinance Facility (I/TERF)" introduced by the State Bank of Pakistan. Deferred capital grant has been recorded in respect of this facility under IAS-20, Government grants.

33. Deferred liabilities

Rupees in '000	Note	2024	2023
Deferred taxation	33.1	254,106	106,496
Staff retirement benefit funds	39.1	9,822	11,351
		263,928	117,847

33.1 Deferred taxation

Rupees in '000		2024	2023
Taxable temporary differences:			
Accelerated tax depreciation		923,388	875,618
Remeasurement: actuarial gain on defined benefit plans - net		4,404	6,128
Deductible temporary differences:			
Minimum tax		(182,045)	(149,766)
Tax losses carried forward		(375,989)	(543,608)
Slow moving stores and spares and stock-in-trade		(49,185)	(53,779)
Allowance for doubtful debts and other provisions		(66,467)	(28,097)
		254,106	106,496

34. Trade and other payables

Rupees in '000	Note	2024	2023
Creditors	34.1	603,780	297,316
Accrued liabilities		1,425,467	949,591
Advances against projects	34.2	352,337	6,611
Advances from customers		56,868	46,880
Payable to staff retirement contribution funds		3,976	3,662
Payable to staff retirement benefit funds		-	14,355
Workers' profits participation fund		9,091	4,886
Workers' welfare fund		59,088	36,588
Mark-up payable		170,078	314,564
Other payables		57,266	19,460
		2,737,951	1,693,913

- 34.1 This includes an amount of Rs. 0.517 million (2023: Rs. Nil) payable to a related party.
 34.2 This represents advance payment received from customers against medical engineering contracts yet to be earned.

35. Short term borrowings

Conventional facilities

The Company has arrangement for running finance facilities under mark-up arrangement with various banks amounting to Rs. 1,100 million (2023: Rs. 1,350 million). The unutilized running finance facilities as at year end is Rs. 171 million (2023: Rs. 206 million).

The rate of mark-up on running finance facility is in the range of 0.15%-0.50% (2023: 1 - 3 months KIBOR + 0.05%-0.50%) per annum. The arrangements are secured by way of Joint Pari Passu charge against hypothecation of current assets and certain fixed assets (i.e. VIEs and Cylinders only).

The Company also has facilities for opening letters of credit and issuing bank guarantees as at December 31, 2024 amounting to Rs.775 million (2023: Rs. 1,175 million). The unutilized balance as at year ended is Rs. 552 million (2023: Rs. 784 million).

Islamic facilities

The Company has arrangements for running musharakah facilities from certain banks. The overall facilities under running musharakah amount to Rs. 2,500 million (2023: Rs. 2,750 million). The unutilized running musharkah facilities as at year end amount to Rs. 420 million (2023: Rs. 681 million).

The rate of profit on the running musharakah facilities ranges from 0.05%-0.50% (2023: 1-3 Months KIBOR + 0.05%-0.20%) per annum. The arrangements are secured by way of Joint Pari Passu charge against hypothecation of current assets and certain fixed assets (i.e. VIEs and Cylinders only).

The Company also has facilities for opening letters of credit and issuing bank guarantees as at December 31, 2024 amounting to Rs. 1,025 million (2023: Rs. 1,825 million). The unutilized balance as at year end is Rs. 579 million (2023: Rs. 978 million).

36. Contingencies and commitments

- 36.1 There were no contingencies as at December 31, 2024.

36.2 Commitments

- 36.2.1 Capital commitments outstanding as at December 31, 2024 amounted to Rs. 127.422 million (2023: Rs. 288.032 million).
 36.2.2 Commitments under letters of credit for inventory items as at December 31, 2024 amounted to Rs. 308 million (2023: Rs. 804 million).
 36.2.3 Commitments under letters of credit for fixed assets as at December 31, 2024 amounted to Rs.1,510 million (2023: Rs. 1,528 million).
 36.2.4 Banks have provided guarantees to various parties on behalf of the Company in normal course of business. Guarantees outstanding as at December 31, 2024 amounted to Rs. 361 million (2023: Rs. 434 million).

37. Cash generated from operations

Rupees in '000	Note	2024	2023
Profit before taxation		1,144,600	98,144
Adjustments for non-cash charges and other items:			
Depreciation	16.6	772,146	531,396
Gain on disposal of property, plant and equipment	11	(70,158)	(16,278)
Gain on disposal of non current assets held for sale	10	(50,424)	-
Mark-up income on saving and deposit accounts	11	(392)	(79)
Finance cost	12	999,099	686,848
Amortization	18.1	5,385	5,255
Post retirement medical benefits	39.1	1,730	1,474
Liabilities no longer payable written back	11	(3,134)	(4,796)
Working capital changes	37.1	595,008	(328,892)
		3,393,860	973,072

37.1 Working capital changes

Rupees in '000	2024	2023
(Increase)/decrease in current assets:		
Stores and spares	(185,382)	(2,560)
Stock-in-trade	(146,095)	287,109
Trade debts	(457,882)	(510,283)
Loans and advances	23,330	73,675
Deposits and prepayments	(117,320)	91,020
Other receivables	286,699	191,693
	(596,650)	130,654
(Decrease)/Increase in current liabilities:		
Trade and other payables	1,191,658	(459,546)
	595,008	(328,892)

38. Cash and cash equivalents

Rupees in '000	Note	2024	2023
Cash and bank balances	26	562,660	406,822
Short-term borrowings - running finance under mark-up arrangement		(1,987,007)	(2,930,941)
		(1,424,347)	(2,524,119)

39. Staff retirement benefits

39.1 Defined benefit schemes

The actuarial valuation of pension, gratuity and medical benefit schemes was carried out at December 31, 2024. The projected unit credit method using the following significant assumptions, has been used for the actuarial valuation:

(Percent % per annum)	2024		
	Pension Fund	Gratuity Fund	Medical Scheme
Financial assumptions			
Rate of discount	12.25%	12.25%	12.25%
Expected rate of pension increase	10.25%	-	-
Expected rate of salary increase:			
for first three years following valuation	-	12.00%	-
long term (fourth year following valuation)	-	12.25%	-
Medical cost escalation rate	-	-	10.25%
Demographic assumptions			
Mortality rate	SLIC (2001-05)-1	SLIC (2001-05)-1	SLIC (2001-05)-1
Rates of employee turnover	Moderate	Moderate	Moderate

The amounts recognised in the statement of financial position are as follows:

Rupees in '000	2024			
	Pension Fund	Gratuity Fund	Medical Scheme	Total
Present value of defined benefit obligation	72,257	213,185	9,821	295,263
Fair value of plan assets	(109,795)	(215,968)	-	(325,763)
(Asset) / liability in statement of financial position	(37,538)	(2,783)	9,821	(30,500)
Movements in the present value of defined benefit obligation				
Present value of defined benefit obligation - beginning of the year	52,930	209,217	11,350	273,497
Current service cost	-	9,159	-	9,159
Interest cost	8,045	32,209	1,730	41,984
Re-measurements : Actuarial (gains) / losses on obligation	19,025	(12,786)	(2,404)	3,835
Benefits paid/Payable	(7,743)	(24,614)	(855)	(33,212)
Present value of defined benefit obligation - end of the year	72,257	213,185	9,821	295,263
Movements in the fair value of plan assets				
Fair value of plan assets - beginning of the year	(105,268)	(196,140)	-	(301,408)
Interest income on plan assets	(15,820)	(30,267)	-	(46,087)
Re-measurements: Return on plan assets over Interest (Income) / loss	3,550	(1,439)	-	2,111
Benefits paid/payable	7,743	24,615	-	32,358
Contribution to fund	-	(12,737)	-	(12,737)
Fair value of plan assets - end of the year	(109,795)	(215,968)	-	(325,763)
Movement in the net defined benefit liability / (asset)				
Opening balance as at 01 Jan 2024	(52,338)	13,077	11,350	(27,911)
Net periodic benefit (income) / cost for the year	(7,775)	11,102	1,730	5,057
Contribution paid during the year	-	(12,737)	-	(12,737)
Benefits paid during the year	-	-	(854)	(854)
Re-measurements recognised in other comprehensive (income) / loss during the year	22,575	(14,225)	(2,405)	5,945
Closing balance as at 31 Dec 2024	(37,538)	(2,783)	9,821	(30,500)

Amounts recognised in total comprehensive income

The following amounts have been charged in respect of these benefits to statement of profit or loss and other comprehensive income:

Rupees in '000	2024			
	Pension Fund	Gratuity Fund	Medical Scheme	Total
Component of defined benefit costs recognised in statement of profit or loss account				
Current service cost	-	9,159	-	9,159
Net interest cost:				-
Interest cost on defined benefit obligation	8,045	32,209	1,730	41,984
Interest income on plan assets	(15,820)	(30,266)	-	(46,086)
	(7,775)	11,102	1,730	5,057
Component of defined benefit costs (re-measurement) recognised in other comprehensive income				
Re-measurements: Actuarial (gain) / loss on obligation				
(Gain) / loss due to change in financial assumptions	16,296	(2,118)	(2,691)	11,487
(Gain) / loss due to change in demographic assumptions	-	-	-	-
(Gain) / loss due to change in experience adjustments	2,728	(10,668)	286	(7,654)
	19,024	(12,786)	(2,405)	3,833

Rupees in '000	2024			
	Pension Fund	Gratuity Fund	Medical Scheme	Total
Re-measurements: Net return on plan assets over interest income				
Actual return on plan assets	(12,269)	(31,705)	-	(43,974)
Interest income on plan assets	15,820	30,266	-	46,086
	3,551	(1,439)	-	2,112
Net re-measurement recognised in other comprehensive income	22,575	(14,225)	(2,405)	5,945
Total defined benefit cost recognised in statement of profit or loss and other comprehensive income				
	14,800	(3,123)	(675)	11,002
Actual return on plan assets				
	12,269	31,705	-	43,974
Expected contributions to funds in the following year	(4,340)	8,436	1,136	5,232
Expected benefit payments to retirees in the following year	6,004	28,994	1,125	36,123
Re-measurements: Accumulated actuarial (gains)/ losses recognised in equity	22,575	(14,225)	(2,405)	5,945
Weighted average duration of the defined benefit obligation (years)	7.07	6.05	8.97	
Analysis of present value of defined benefit obligation				
Type of Members:				
Pensioners	72,257	-	-	72,257
Beneficiaries	-	-	9,822	9,822
Officers	-	171,829	-	171,829
Supervisors	-	41,356	-	41,356
	72,257	213,185	9,822	295,264
Vested / Non-Vested				
Vested benefits	72,257	213,185	9,822	295,264
Non - vested benefits	-	-	-	-
	72,257	213,185	9,822	295,264
Type of benefits				
Accumulated obligations	72,257	111,537	9,822	193,618
Amounts attributed to future salary increase	-	101,648	-	101,648
	72,257	213,185	9,822	295,264
Disaggregation of fair value of plan assets				
The fair value of the plan assets at statement of financial position date for each category are as follows:				
Cash and cash equivalents (comprising bank balances as adjusted for current liabilities)	5,903	5,260	-	11,163
Debt Instruments (Quoted / not quoted)				
AAA	92,555	168,440	-	260,995
AA	8,350	41,075	-	49,425
	100,905	209,515	-	310,420
Equity Instruments (Quoted)- Oil and gas sector	1,862	1,193	-	3,055
Mutual Fund (Quoted)				
Assets Allocation Fund	1,125	-	-	1,125
	1,125	-	-	1,125
	109,795	215,968	-	325,763

Sensitivity analysis

Reasonably possible changes at the reporting date to one of the relevant actuarial assumptions, holding other assumptions constant, would have affected the defined benefit obligation by the amounts shown below.

Rupees in '000	2024		
	Pension Fund	Gratuity Fund	Medical Scheme
Discount rate +0.5%	69,783	206,909	11,962
Discount rate -0.5%	74,888	219,818	12,843
Long term pension / salary increase +0.5%	74,952	219,299	-
Long term pension / salary decrease -0.5%	69,729	207,344	-
Withdrawal rates : Light	-	-	-
Withdrawal rates: Heavy	-	-	-
Medical cost +1% - effect on service cost and interest cost	-	-	591
Medical cost +1% - effect on defined benefit obligation	-	-	3,359
Medical cost -1% - effect on service cost and interest cost	-	-	447
Medical cost -1% - effect on defined benefit obligation	-	-	2,539

The sensitivity analysis prepared presented above may not be representative of the actual change in the defined benefit obligation as it is unlikely that the change in assumptions would occur in isolation of one another as some of the assumptions may be correlated.

Defined benefit schemes

The actuarial valuation of pension, gratuity and medical benefit schemes was carried out at December 31, 2023. The projected unit credit method using the following significant assumptions, has been used for the actuarial valuation:

(Percent % per annum)	2023		
	Pension Fund	Gratuity Fund	Medical Scheme
Financial assumptions			
Rate of discount	16.00%	16.00%	16.00%
Expected rate of pension increase	10.00%	-	-
Expected rate of salary increase			
for first three years following valuation	-	16.00%	-
long term (fourth year following valuation)	-	-	-
Medical cost escalation rate	-	-	14%
Demographic assumptions			
Mortality rate	SLIC (2001-05)-1	SLIC(2001-05)-1	SLIC(2001-05)-1
Rates of employee turnover	Moderate	Moderate	Moderate

The amounts recognised in statement of financial position are as follows:

Rupees in '000	2023			
	Pension Fund	Gratuity Fund	Medical Scheme	Total
Present value of defined benefit obligation	52,930	209,217	11,351	273,498
Fair value of plan assets	(105,268)	(196,140)	-	(301,408)
(Asset) / liability in statement of financial position	(52,338)	13,077	11,351	(27,910)
Movements in the present value of defined benefit obligation				
Present value of defined benefit obligation - beginning of the year	58,076	192,802	10,648	261,526
Current service cost	-	8,557	-	8,557
Interest cost	8,033	27,455	1,474	36,962
Re-measurements: Actuarial (gains) / losses on obligation	(7,202)	4,164	(572)	(3,610)
Benefits paid	(5,977)	(23,761)	(199)	(29,937)
Present value of defined benefit obligation - end of the year	52,930	209,217	11,351	273,498

Movements in the fair value of plan assets	2023			
	Pension Fund	Gratuity Fund	Medical Scheme	Total
Fair value of plan assets - beginning of the year	(99,145)	(191,665)	-	(290,810)
Interest income on plan assets	(13,598)	(27,300)	-	(40,898)
Re-measurements: Return on plan assets over interest (income) / loss	1,498	7,750	-	9,248
Benefits paid	5,977	23,761	-	29,738
Contribution to fund	-	(8,686)	-	(8,686)
Fair value of plan assets - end of the year	(105,268)	(196,140)	-	(301,408)
Movement in the net defined benefit liability / (asset)				
Opening balance as at 01 Jan 2023	(41,068)	1,137	10,647	(29,284)
Net periodic benefit (income) / cost for the year	(5,565)	8,712	1,474	4,621
Contribution paid during the year	-	(8,685)	-	(8,685)
Benefits paid during the year	-	-	(199)	(199)
Re-measurements recognised in other comprehensive (income) / loss during the year	(5,705)	11,914	(572)	5,637
Closing balance as at 31 Dec 2023	(52,338)	13,078	11,350	(27,910)

Amounts recognised in total comprehensive income

The following amounts have been charged in respect of these benefits to statement of profit or loss and other comprehensive income:

Rupees in '000	2023			
	Pension Fund	Gratuity Fund	Medical Scheme	Total
Component of defined benefit costs recognised in statement of profit or loss				
Current service cost	-	8,557	-	8,557
Net interest cost				
Interest cost on defined benefit obligation	8,033	27,455	1,474	36,962
Interest income on plan assets	(13,598)	(27,300)	-	(40,898)
	(5,565)	8,712	1,474	4,621
Component of defined benefit costs (re-measurement) recognised in other comprehensive income				
Re-measurements: Actuarial (gain) / loss on obligation				
(Gain) / loss due to change in financial assumptions	(3,280)	679	(44)	(2,645)
(Gain) / loss due to change in experience adjustments	(3,922)	3,485	(528)	(965)
	(7,202)	4,164	(572)	(3,610)
Re-measurements: Net return on plan assets over interest income				
Actual return on plan assets	(12,100)	(19,550)	-	(31,650)
Interest income on plan assets	13,597	27,300	-	40,897
	1,497	7,750	-	9,247
Net re-measurement recognised in other comprehensive income	(5,705)	11,914	(572)	5,637

Rupees in '000	2023			
	Pension Fund	Gratuity Fund	Medical Scheme	Total
Total defined benefit cost recognised in statement of profit or loss and other comprehensive income	(11,270)	20,626	902	10,258
Actual return on plan assets	12,100	19,550	-	31,650
Expected contributions to funds in the following year	(7,775)	11,101	1,731	5,057
Expected benefit payments to retirees in the following year	5,505	25,584	1,105	32,194
Re-measurements: Accumulated actuarial (gains) / losses recognised in equity	(5,705)	11,914	(572)	5,637
Weighted average duration of the defined benefit obligation (years)	6.00	5.79	6.16	

Rupees in '000	2023			
	Pension Fund	Gratuity Fund	Medical Scheme	Total
Analysis of present value of defined benefit obligation				
Type of Members:				
Pensioners	52,930	-	-	52,930
Beneficiaries	-	-	11,350	11,350
Officers	-	166,883	-	166,883
Supervisors	-	42,334	-	42,334
	52,930	209,217	11,350	273,497
Vested / Non-Vested				
Vested benefits	52,930	209,043	11,350	273,323
Non - vested benefits	-	174	-	174
	52,930	209,217	11,350	273,497
Type of benefits				
Accumulated obligations	52,930	95,536	11,350	159,816
Amounts attributed to future salary increase	-	113,681	-	113,681
	52,930	209,217	11,350	273,497
Disaggregation of fair value of plan assets				
The fair value of the plan assets at statement of financial position date for each category are as follows:				
Cash and cash equivalents (comprising bank balances as adjusted for current liabilities)	17,893	55,322	-	73,215
Debt instruments (Quoted / not quoted)				
AAA	85,452	131,469	-	216,921
AA	-	8,757	-	8,757
	85,452	140,226	-	225,678
Equity instruments (Quoted) - Oil and gas sector	924	592	-	1,516
Mutual Fund (Quoted)				
Assets Allocation Fund	999	-	-	999
	999	-	-	999
	105,268	196,140	-	301,408

Sensitivity analysis

Reasonably possible changes at the reporting date to one of the relevant actuarial assumptions, holding other assumptions constant, would have affected the defined benefit obligation by the amounts shown below:

Rupees in '000	2023		
	Pension Fund	Gratuity Fund	Medical Scheme
Discount rate +0.5%	51,385	203,311	11,010
Discount rate -0.5%	54,563	215,447	11,000
Long term pension / salary increase +0.5%	54,647	215,651	-
Long term pension / salary decrease -0.5%	51,295	203,067	-
Medical cost +1% - effect on service cost and interest cost	-	-	30
Medical cost +1% - effect on defined benefit obligation	-	-	334
Medical cost -1% - effect on service cost and interest cost	-	-	(28)
Medical cost -1% - effect on defined benefit obligation	-	-	(318)

The sensitivity analysis prepared presented above may not be representative of the actual change in the defined benefit obligation as it is unlikely that the change in assumptions would occur in isolation of one another as some of the assumptions may be correlated.

39.2 Defined contribution plan

Staff provident fund

The following information is based on latest audited financial statements of the Fund:

Rupees in '000	July 31, 2024	July 31, 2023
Size of the fund (net of liabilities)	187,502	181,536
Cost of investment made	78,810	118,315
Fair value / amortised cost of the investments	176,471	166,973
Percentage of investment made (%) - based on fair value / amortised cost	94	92

Break up of the investments is as follows:

	(Rupees in '000)		(% of total investments)	
	July 31, 2024	July 31, 2023	July 31, 2024	July 31, 2023
National savings schemes	16,434	14,791	9.31	8.86
Government securities	88,201	109,418	38.65	65.53
Term finance certificate	7,626	7,626	4.32	4.57
Cash and bank balances	84,210	35,138	47.72	21.04
	176,471	166,973	100	100

Investments out of the staff provident fund have been made in accordance with the provisions of Section 218 of the Companies Act, 2017 and the rules formulated for this purpose.

40 Remuneration of chief executive, directors and executives

Rupees in '000	2024		2023	
	Chief Executive	Executive	Chief Executive	Executive
Managerial remuneration	45,905	162,770	40,189	136,950
Bonus, house rent, utilities, etc.	39,572	121,694	21,085	107,497
Company's contribution to staff retirement benefits	10,893	39,168	9,537	35,065
Medical and others	13,845	35,717	26	7,285
	110,215	359,349	70,837	286,797
Number of persons (including those who worked part of the year)	1	45	1	44

40.1 The Chief Executive and certain executives of the Company are provided with company maintained cars as per terms of employment. Provision in respect of compensated absences is also made and charged in accounts.

40.2 Aggregate amount charged in the financial statements for fee to ten non-executive directors (including directors who retired during the year) was Rs. 16.975 million (2023: ten non-executive directors Rs. 22.275 million).

40.3 Professional Indemnity Insurance cover is available to the directors. The Chief Executive and executives are also covered under the group life insurance as per their terms of employment.

41. Financial risk management

The Company's activities expose it to a variety of financial risks: market risk (including foreign currency risk, fair value interest rate risk and price risk), credit risk, liquidity risk and cash flow interest rate risk. The Company's overall risk management program focuses on the unpredictability of financial markets and seeks to minimise potential adverse effects on the Company's financial performance.

Risk management is carried out by the management under policies approved by the Board of Directors.

4.1 Credit risk

Credit risk represents the risk of financial loss that would be recognised at the reporting date if counter parties failed to perform as contracted. The Company's credit risk is primarily attributable to its receivables and its balances at bank. The credit risk on liquid funds is limited because the counter parties are banks with reasonably high credit ratings. Deposits are provided to suppliers or counterparties as per agreement and are refundable upon termination of agreement with them. Management does not anticipate any impairment there against.

Rupees in '000	Note	2024	2023
Deposits		521,441	397,172
Trade debts	41.1.1	1,795,432	1,337,550
Bank balances		556,793	403,658
		2,873,666	2,138,380

41.1.1 The Company mostly deals with reputable organizations and believes it is not exposed to any major concentration of credit risk. The Company has policies that limit the amount of credit exposure to any customer.

According to the age analysis, trade debts include balances which are due by not later than 90 days valuing Rs. 1,652.668 million (2023: Rs. 1,274.599 million). Trade debts due by more than 90 days as at December 31, 2024 amounted to Rs. 142.885 million (2023: Rs. 62.951 million), net of allowance for impairment.

The movement in the allowance for bad debts in respect of trade debts is as follows:

Rupees in '000	2024	2023
Opening balance	63,964	63,964
Provision for the year	136,848	-
Closing balance	200,812	63,964

The exposure to banks is managed by dealing with variety of major banks and monitoring exposure limits on continuous basis. The ratings of banks ranges from A1 to AAA.

4.2 Liquidity risk

Liquidity risk is the risk that the Company will not be able to meet its financial obligations as they fall due. The Company's approach to managing liquidity risk is to ensure, as far as possible, that it will always have sufficient liquidity to meet its liabilities when due, under both normal and stressed conditions, without incurring unacceptable losses or risking damage to the Company's reputation. Following are the contractual maturities of the Company's financial liabilities:

Description	2024					2023				
	Carrying amount	On Demand	Contractual cash flows	Maturity upto one year	Maturity after one year	Carrying amount	On Demand	Contractual cash flows	Maturity upto one year	Maturity after one year
Rupees in '000										
Lease liabilities	16,002	-	18,842	5,659	13,183	17,338	-	21,053	5,258	15,795
Long term financing	4,456,638	-	5,125,995	524,637	4,601,358	4,979,406	-	5,651,194	638,495	5,012,699
Long term deposits	260,063	-	260,063	-	260,063	254,993	-	254,993	-	254,993
Trade and other payables	2,256,592	-	2,256,592	2,256,592	-	1,581,546	-	1,581,546	1,581,546	-
Short term borrowings	1,987,007	1,987,007	-	-	-	2,930,941	2,930,941	-	-	-
	8,976,302	1,987,007	7,661,492	2,786,888	4,874,804	9,764,224	2,930,941	7,508,786	2,225,299	5,283,487

4.3 Market risk

i) Foreign currency risk

Foreign currency risk is the risk that the fair value or future cash flows of a financial instrument will fluctuate because of changes in foreign exchange rates. Foreign currency risk arises from future commercial transactions or receivables and payables that exist due to transactions in foreign currencies. The Company is not exposed to foreign currency risk arising from currency exposures.

ii) Interest rate risk

Interest rate risk is the risk that the fair value or future cash flows of a financial instrument will fluctuate because of changes in market interest rates. Interest rate exposure arises from short and long term borrowings from banks.

At the reporting date, the interest rate profile of the Company's interest-bearing financial instrument is:

Rupees in '000	2024	2023
Financial Liabilities		
Variable rate instruments		
Long term loans	1,336,561	1,499,342
Short term borrowings	1,987,007	2,930,941

Cash flow sensitivity analysis for variable rate instruments

A change of 100 basis points in interest rates at the reporting date would have increase / (decrease) profit for the year by the amounts shown below. This analysis assumes that all other variables, in particular foreign currency rates, remain constant. The analysis is performed on the same basis for the prior year.

Rupees in '000	2024	2023
As at December 31, 2024		
Cash flow sensitivity - Variable rate financial liabilities	41,878	46,269

Sensitivity analysis for fixed rate instruments

The Company does not account for any fixed rate financial assets and liabilities at fair value through profit or loss, therefore a change in interest rates at the reporting date would not affect profit or loss.

iii) **Price risk**

Price risk represents the risk that the fair value or future cash flows of a financial instrument will fluctuate because of changes in market prices (other than those arising from interest rate risk or currency risk), whether those changes are caused by factors specific to the individual financial instrument or its issuer, or factors affecting all similar financial instruments traded in the market. The Company is not exposed to price risk.

4.4 **Fair values of financial assets and liabilities**

Fair value is the price that would be received to sell an asset or paid to transfer a liability in an orderly transaction between market participants at the measurement date.

When measuring the fair value of an asset or a liability, the Company uses market observable data as far as possible. Fair values are categorized into different levels in a fair value hierarchy based on the inputs used in the valuation techniques as follows:

Level 1 : quoted prices (unadjusted) in active markets for identical assets or liabilities.

Level 2 : inputs other than quoted prices included in Level 1 that are observable for the asset or liability, either directly (i.e. as prices) or indirectly (i.e. derived from prices).

Level 3 : inputs for the asset or liability that are not based on observable market data (unobservable inputs).

The following table shows the carrying amounts and fair values of financial assets and financial liabilities, including their levels in the fair value hierarchy.

Rupees in '000	2024				
	Carrying amount		Fair value		
	Amortised cost	Fair value	Level 1	Level 2	Level 3
Financial assets					
Trade debts	1,795,432	-	-	-	-
Loans to employees	175	-	-	-	-
Deposits	521,441	-	-	-	-
Cash and bank balances	562,660	-	-	-	-
Financial liabilities					
Lease liabilities	13,379	-	-	-	-
Current portion of lease liabilities	2,823	-	-	-	-
Long term financing	3,539,714	-	-	-	-
Current maturity of long term financing	460,608	-	-	-	-
Deferred capital grant	345,768	-	-	-	-
Current portion of deferred capital grant	110,548	-	-	-	-
Long term deposits	260,063	-	-	-	-
Trade and other payables	2,086,514	-	-	-	-
Short term borrowings	1,987,007	-	-	-	-

Rupees in '000	2023				
	Carrying amount		Fair value		
	Amortised cost	Fair value	Level 1	Level 2	Level 3
Financial assets					
Trade debts	1,337,550	-	-	-	-
Loans to employees	100	-	-	-	-
Deposits	397,172	-	-	-	-
Cash and bank balances	406,822	-	-	-	-
Financial liabilities					
Lease liabilities	14,715	-	-	-	-
Current portion of lease liabilities	2,823	-	-	-	-
Long term financing	4,024,222	-	-	-	-
Current maturity of long term financing	393,317	-	-	-	-
Deferred capital grant	447,046	-	-	-	-
Current portion of deferred capital grant	114,821	-	-	-	-
Long term deposits	254,993	-	-	-	-
Trade and other payables	1,266,367	-	-	-	-
Short term borrowings	2,930,941	-	-	-	-

It does not include fair value information for financial assets and financial liabilities not measured at fair value, as the carrying amount is a reasonable approximation of their fair values.

As of the reporting date, none of the financial instruments of the Company are carried at fair value.

42. Capital management

The Company's objectives when managing capital is to safeguard the entity's ability to continue as a going concern so that it can continue to provide returns for shareholders and benefits for other stakeholders and to maintain an optimal capital structure to reduce the cost of capital.

The Company's policy is to maintain a strong capital base so as to maintain investors, creditors and market confidence and to sustain future development of the business.

The Company manages its capital structure and makes adjustments to it in light of the changes in economic conditions. To maintain or adjust the capital structure, the Company may adjust the dividend payment to shareholders or issue new shares. Consistent with others in the industry, the Company also monitors capital on the basis of the gearing ratio.

The gearing ratio as at December 31, 2024 and December 31, 2023 is as follows:

Rupees in '000	2024	2023
Long term financing	4,456,638	4,979,406
Short term borrowings	1,987,007	2,930,941
Less: Cash and bank balances	(562,660)	(406,822)
Net Debt	5,880,985	7,503,525
Total Equity	9,346,186	8,638,649
Gearing ratio (Net debt / (Net debt + Equity))	38.62%	46.48%

The Company finances its operations through equity, borrowings, and management of working capital with a view to maintaining an appropriate mix between various sources of finance to minimize the risk. The Company is not subject to externally imposed capital requirements.

43. Transactions and balances with related parties

The related parties comprise of associated companies, entities with common directors, major shareholders, key management personnel inclusive of directors (disclosed in note 40) and post retirement benefit plans. Amounts due from and to related parties are shown under respective notes to the financial statements. Transactions with related parties and associated undertakings other than those which have been disclosed elsewhere in these financial statements are given below:

43.1 Transactions during the year:

Transactions with related parties are summarised as follows:

Rupees in '000

Related Party	Nature of transactions	2024	2023
Associated companies by virtue of common directorship	Sale of goods	68,090	36,905
	Purchase of goods and receipt of service	86,329	35,359
	Mark up on short term financing	49,633	39,434
	Mark up on long term financing	17,938	14,355
Directors	Meeting fee	16,975	22,275
Staff retirement benefits	Charge in respect of staff retirement funds	56,041	49,544
	Re-measurement: actuarial loss/ (gain)		
	recognised in other comprehensive income	(5,945)	(5,637)

43.2 The names of related parties with whom the Company has entered into transactions during the year are as follows:

Name of the related party	Basis of relationship and percentage of shareholding (%)
Soorty Enterprises (Private) Limited	Holds 12.12% shares of the Company
Engro Polymer and Chemicals Limited (till March 29, 2024)	Associated company by virtue of common directorship
Engro Vopak Terminal Limited (w.e.f June 20, 2024 till October 22, 2024)	Associated company by virtue of common directorship
Captain PQ Chemical Industries (Pvt) Limited	Associated company by virtue of common directorship
Fauji Foods Limited	Associated company by virtue of common directorship
Fauji Fertilizer Company Limited (till April 05, 2024)	Associated company by virtue of common directorship
Fauji Fertilizer Bin Qasim Limited (till April 05, 2024)	Associated company by virtue of common directorship
Fauji Foundation (till April 05, 2024)	Associated company by virtue of common directorship
Fauji Cement Company Limited (till April 05, 2024)	Associated company by virtue of common directorship
Mari Petroleum Company Limited (till April 05, 2024)	Associated company by virtue of common directorship
Power Cement Limited (till October 10, 2024)	Associated company by virtue of common directorship
Hilton Pharma (Pvt) Limited	Associated company by virtue of common directorship
Askari Bank Limited (till April 05, 2024)	Associated company by virtue of common directorship
Staff Provident Fund	Retirement Fund
Management Staff Pension Fund	Retirement Fund
Pakistan Employees Gratuity Fund	Retirement Fund
Management Staff Pension Fund	Retirement Fund
Atif Aslam Bajwa (till December 13, 2024)	Director
Javed Kureishi	Director
Mohammad Iqbal Puri	Director
Nadir Salar Qureshi	Director, holds 0.000011% shares of the Company
Shahid Mehmood Umerani	Director, holds 7.27% shares of the Company
Siraj Ahmed Dadabhoy	Director, holds 0.0001% shares of the Company
Syed Hassan Ali Bukhari	Director, holds 0.0026% shares of the Company
Tayyeb Afzal	Director, holds 0.0017% shares of the Company
Tushna D. Kandawalla	Director, holds 0.000001% shares of the Company
Waqar Ahmed Malik	Director, holds 0.000001% shares of the Company
Key Management Personnel	Employees

43.3 Sales, purchases and other transactions with related parties are carried out on commercial terms and conditions.

There are no transactions with key management personnel (executives) other than under their terms of employment, as disclosed elsewhere in these financial statements.

44. Change in liabilities arising from financial activities

	As at January 01, 2024	Additions	Disposals	Others	Cashflows	As at December 31, 2024
Long-term financing	4,979,406	-	-	-	(522,768)	4,456,638
Lease liabilities	17,338	2,470	-	1,628	(5,434)	16,002
Unclaimed dividend	18,495	-	-	-	(450)	18,045
2024	5,015,239	2,470	-	1,628	528,652	4,490,685

	As at January 01, 2023	Additions	Disposals	Others	Cashflows	As at December 31, 2023
Rupees in '000						
Long-term financing	4,677,742	521,624	-	-	(219,960)	4,979,406
Lease liabilities	20,591	-	-	1,895	(5,148)	17,338
Unclaimed dividend	18,495	-	-	-	-	18,495
2023	4,716,828	521,624	-	1,895	225,108	5,015,239

45. Production capacity

	Unit of quantity	Number of shifts	Capacity		Actual production	
			2024	2023	2024	2023
Oxygen / Nitrogen	Cubic meters	Triple shift	147,901,320	109,595,325	49,521,950	53,088,600
Hydrogen	Cubic meters	Triple shift	3,400,056	3,400,056	2,793,044	1,842,493
Dissolved acetylene	Cubic meters	Single shift	268,152	268,152	61,828	66,320
Nitrous oxide	Gallons	Triple shift	39,422,000	39,422,000	26,106,546	27,022,100
Carbon dioxide	Metric tons	Triple shift	19,178	27,850	6,125	23
Electrodes	Metric tons	Single shift	4,783	4,783	2,087	1,818
			191,015,489	152,718,166	78,491,580	82,021,354

45.1 In case of almost all of the above-mentioned products, production is demand driven and, hence, the variance and utilization is attributable to demand. Capacity and actual production are net of normal losses.

46. Number of employees

	2024	2023
Total Number of employees as at December 31	132	142
Average number of employees during the year	133	145
Total number of employees working in the Company's factory as at December 31	43	45
Average number of employees working in the Company's factory during the year	44	54

47. General

Figures have been rounded off to the nearest thousand, unless otherwise stated.

48. Date of authorisation for issue

These financial statements were authorized for issue on 27 February, 2025 by the Board of Directors of the Company.

49. Corresponding figures

Corresponding figures have been rearranged and reclassified, wherever necessary for the purposes of comparison and better presentation, the effect of which is immaterial.

Jamshed Azhar
Chief Financial Officer

Matin Amjad
Chief Executive Officer

Waqar Ahmed Malik
Chairman

BOC PAKISTAN (PRIVATE) LIMITED

BOC Pakistan (Private) Limited ("BOCPL") is a wholly owned subsidiary of Pakistan Oxygen Limited.

Consolidation

As explained in note 1 to the financial statement of the Company for the year ended December 31, 2024, the Securities and Exchange Commission of Pakistan ("SECP") has granted exemption to the Company from the application of sub-section (1) of section 228 of the Companies Act, 2017 requiring consolidation of its subsidiary in the preparation of financial statements of the Company for the year ended December 31, 2024.

Financial Highlights of BOCPL

Rupees	2024	2023
Profit after taxation	1,039	999
Net assets / shareholders' funds	15,400	14,361
Total assets	15,897	14,923

General

The annual accounts of BOCPL are available for the inspection to the members at its registered office situated at Dockyard Road, West Wharf, Karachi, on their request without any cost.

SHAREHOLDERS' INFORMATION

Stock Exchange Listing

Pakistan Oxygen Limited (the "Company") is a public limited company and its shares are traded on Pakistan Stock Exchange Limited.

Market capitalization and market price of the Company's share

Market Capitalization

As at December 31, 2024, the market capitalization of the Company's share stood at Rs.12.37 billion with a market price of Rs.142.01 per share and breakup value of Rs.107.27 per share.

Market Share Price

Highest price per share during the year	Rs. 160.90
Lowest price per share during the year	Rs. 75.25
Closing price per share at year-end	Rs. 142.01

Financial calendar

The Company follows the period of January 01 to December 31 as the Financial Year.

Financial Results for the year 2025 will be announced as per the following tentative schedule:

1 st quarter ending Mar 31, 2025	April 2025
2 nd quarter ending Jun 30, 2025	August 2025
3 rd quarter ending Sep 30, 2025	October 2025
Year ending Dec 31, 2025	February 2026

Announcements of the Financial Results for the year ended December 31, 2024 were made as follows:

1 st quarter ended Mar 31, 2024	April 25, 2024
2 nd quarter ended Jun 30, 2024	August 22, 2024
3 rd quarter ended Sep 30, 2024	October 24, 2024
Year ended Dec 31, 2024	February 27, 2025

Annual General Meeting

The 76th Annual General Meeting ("AGM") of the Company will be held on Thursday, the 24th day of April 2025 at 2:30 p.m. virtually via video link facility and in person at the Company's registered office, West Wharf, Dockyard Road, Karachi.

A member entitled to attend, speak and vote at the AGM may appoint another Member as a proxy to attend and vote on his/her behalf.

Investor Relations Contact

Mr. Muhammad Arham
(Sr. Officer Corporate Services)
Email: muhammad.arham@pakoxygen.com
Phone: (021) 32313361
Fax: (021) 32312968

In compliance with the requirements of Section 195 of the Companies Act 2017, CDC Share Registrar Services Limited acts as an Independent Share Registrar of the Company.

Enquiries concerning lost share certificates, dividend payment, change of address, verification of transfer deeds and share transfers may please be addressed to our share registrar at:

CDC Share Registrar Services Limited

CDC House, 99-B, Block 'B', S.M.C.H.S., Main Shahrah-e-Faisal, Karachi - 74400
Telephone No.: (92-21) 111-111-500
Fax No.: (92-21) 34326031
Email: info@cdcsrsl.com

Public Information

Financial analysts, stock brokers and interested investors desiring financial statements of the Company may visit our website at www.pakoxygen.com

معلومات برائے شیئر ہولڈرز

سالانہ اجلاس عام
شیئر ہولڈرز کا 76 واں سالانہ اجلاس عام مورخہ 24 اپریل 2025ء کو دوپہر
2:30 بجے بذریعہ ویڈیو لنک اور ذاتی طور پر شرکت کے لیے کمپنی کے
رجسٹرڈ دفتر، ویسٹ وارف، ڈاکٹر ڈروڈ، کراچی میں منعقد ہوگا۔

کوئی ممبر جو سالانہ اجلاس عام میں شرکت کرنے، بولنے اور ووٹ دینے کا
حقدار ہے، وہ اپنی جگہ کسی دوسرے ممبر کو شرکت کرنے، بولنے اور ووٹ دینے
کے لیے پراکسی مقرر کر سکتا/سکتی ہے۔

سرمایہ کاروں کے لیے رابطہ آفیسر
محمد ارجم

(سینئر - آفیسر کارپوریٹ سرویسز)

ای میل: muhammad.arham@pakoxygen.com

فون: (021) 32313361

فیکس: (021) 32312968

کمپنیز ایکٹ 2017ء کے سیکشن 195 کی شرائط کے مطابق سی ڈی سی شیئر
رجسٹر افسر سروسز لمیٹڈ، کمپنی کے خود مختار شیئر رجسٹرار کے طور پر کام کرتا ہے۔

اس لیے گمشدہ شیئر سرٹیفکیٹس، ڈیویڈنڈ کی ادائیگی، پتے میں تبدیلی، ٹرانسفر ڈیڈز
کی تصدیق اور شیئر ٹرانسفرز کے بارے میں معلومات کے لیے براہ مہربانی
ہمارے شیئر رجسٹرار سے درج ذیل پتے پر رابطہ کریں:

سی ڈی سی شیئر رجسٹرار سروسز لمیٹڈ

سی ڈی سی ہاؤس، B-99، بلاک بی، ایس ایم سی ایچ ایس،

مین شاہراہ فیصل، کراچی-74400

ٹیلی فون نمبر: (92-21) 111-111-500

فیکس نمبر: (92-21) 34326031

ای میل: info@cdcsrsl.com

اطلاع عام

مالیاتی تجزیہ کار، اسٹاک بروکرز اور انویسٹرز، جو کمپنی کے مالیاتی اسٹیٹمنٹس میں
دلچسپی رکھتے ہوں، براہ مہربانی ہماری ویب سائٹ www.pakoxygen.com
وزٹ کریں۔

اسٹاک ایکسچینج لسٹنگ
پاکستان آکسیجن لمیٹڈ (کمپنی) ایک پبلک لمیٹڈ کمپنی ہے اور اس کے شیئرز کا
کاروبار پاکستان اسٹاک ایکسچینج لمیٹڈ میں انجام دیا جاتا ہے۔

مارکیٹ میں سرمایہ کاری اور کمپنی کے شیئر کی مارکیٹ میں قیمت

مارکیٹ کیپٹلایزیشن

31 دسمبر 2024ء کو کمپنی کے شیئر کی مارکیٹ میں 12.37 بلین روپے کی سرمایہ کاری
تھی جبکہ مارکیٹ میں فی شیئر قیمت 142.01 اور بریک اپ ویلیو 107.27
روپے فی شیئر تھی۔

مارکیٹ میں حصص کی قیمت

سال کے دوران میں سب سے زیادہ فی شیئر قیمت	Rs. 160.90
سال کے دوران میں سب سے کم فی شیئر قیمت	Rs. 75.25
سال کے اختتام پر فی شیئر آخری قیمت	Rs. 142.01

مالیاتی کیلنڈر

کمپنی کے مالیاتی کیلنڈر کی مدت یکم جنوری سے 31 دسمبر تک ہوتی ہے۔

سال 2025ء کے مالیاتی نتائج کے اعلان کا عارضی شیڈول درج ذیل ہے:

پہلی سہ ماہی ختم شدہ 31 مارچ 2025ء	اپریل 2025ء
دوسری سہ ماہی ختم شدہ 30 جون 2025ء	اگست 2025ء
تیسری سہ ماہی ختم شدہ 30 ستمبر 2025ء	اکتوبر 2025ء
سال ختم شدہ 31 دسمبر 2025ء	فروری 2026ء

سال ختم شدہ 31 دسمبر 2024ء کے مالیاتی نتائج کا اعلان درج ذیل شیڈول کے
مطابق کیا گیا:

پہلی سہ ماہی ختم شدہ 31 مارچ 2024ء	25 اپریل 2024ء
دوسری سہ ماہی ختم شدہ 30 جون 2024ء	22 اگست 2024ء
تیسری سہ ماہی ختم شدہ 30 ستمبر 2024ء	24 اکتوبر 2024ء
سال ختم شدہ 31 دسمبر 2024ء	27 فروری 2025ء

PATTERN OF SHAREHOLDING

AS OF DECEMBER 31, 2024

No. of Shareholders	Shareholder's Slab		Total Shares Held
462	1	to 100	12,203
390	101	to 500	111,815
208	501	to 1,000	155,537
473	1,001	to 5,000	1,159,984
109	5,001	to 10,000	791,999
47	10,001	to 15,000	592,623
29	15,001	to 20,000	506,902
19	20,001	to 25,000	427,657
13	25,001	to 30,000	358,043
12	30,001	to 35,000	387,802
8	35,001	to 40,000	302,371
1	40,001	to 45,000	44,158
3	45,001	to 50,000	146,008
7	50,001	to 55,000	361,478
3	55,001	to 60,000	169,942
1	65,001	to 70,000	67,985
1	75,001	to 80,000	78,289
3	80,001	to 85,000	251,527
1	85,001	to 90,000	89,423
2	90,001	to 95,000	181,375
2	95,001	to 100,000	195,855
2	100,001	to 105,000	205,411
3	105,001	to 110,000	324,695
1	110,001	to 115,000	111,885
3	115,001	to 120,000	351,806
2	135,001	to 140,000	278,362
3	145,001	to 150,000	447,948
1	230,001	to 235,000	230,135
1	240,001	to 245,000	241,768
1	255,001	to 260,000	258,496
1	265,001	to 270,000	266,767
1	270,001	to 275,000	274,143
1	450,001	to 455,000	450,156
1	610,001	to 615,000	612,976
1	680,001	to 685,000	682,544
1	720,001	to 725,000	722,298
1	805,001	to 810,000	806,201
1	1,055,001	to 1,060,000	1,055,279
1	1,580,001	to 1,585,000	1,580,360
1	1,585,001	to 1,590,000	1,586,332
1	3,135,001	to 3,140,000	3,136,469
1	6,335,001	to 6,340,000	6,339,926
3	7,040,001	to 7,045,000	21,133,082
1	10,565,001	to 10,570,000	10,566,543
1	29,065,001	to 29,070,000	29,067,670
1,828			87,124,228

CATEGORIES OF SHAREHOLDERS

AS OF DECEMBER 31, 2024

Categories of Shareholders	No. of Shareholders	Shares Held	Percentage
Directors, Chief Executive Officer and their Spouse(s) and Minor Children			
Mr. Shahid Mehmood Umerani	2	6,340,272	7.28
Syed Hasan Ali Bukhari	1	2,230	0.00
Mr. Tayyeb Afzal	1	1,487	0.00
Mr. Siraj Ahmed Dadabhoy	1	104	0.00
Mr. Nadir Salar Qureshi	1	10	0.00
Mr. Waqar Ahmed Malik	1	1	0.00
Ms. Tushna D Kandawalla	1	1	0.00
Executives	2	27,435	0.03
Sponsors, Associated Companies, Undertakings and Related Parties			
M/s. Adira Capital Holdings (Private) Limited	3	29,233,970	33.55
M/s. Soorty Enterprises (Private) Limited	1	10,566,543	12.13
Ms. Saima Shahbaz Malik	1	7,044,362	8.09
Ms. Rushna Malik	1	7,044,362	8.09
Mr. Shahzain Shahbaz Malik	1	7,044,358	8.09
M/s. Paradigm Factors (Private) Limited	2	177,174	0.20
M/s. P.K. Energy Limited	1	84,312	0.10
NIT and ICP	1	876	0.00
Banks, Development Financial Institutions, and Non-Banking Financial Institutions	2	451,741	0.52
Insurance Companies	3	217,258	0.25
Modarabas and Mutual Funds	1	682,544	0.78
General Public			
a. Local	1,734	15,837,953	18.18
b. Foreign	24	12,559	0.01
Foreign Companies	1	53,829	0.06
Others	42	2,300,847	2.64
Total	1,828	87,124,228	100.00
Shareholders Holding 10% or More		Shares Held	Percentage
M/s. Adira Capital Holdings (Private) Limited		29,233,970	33.55
M/s. Soorty Enterprises (Private) Limited		10,566,543	12.13

NOTICE OF ANNUAL GENERAL MEETING

Notice is hereby given that the 76th Annual General Meeting ("AGM") of PAKISTAN OXYGEN LIMITED (the "Company") will be held on Thursday, the 24th day of April 2025 at 2:30 p.m. virtually via Video Link Facility and in person at the Company's Registered Office, West Wharf, Dockyard Road, Karachi to transact the following business:

Ordinary Business:

1. To receive and consider the Financial Statements of the Company for the year ended December 31, 2024 and Reports of the Directors and Auditors thereon.

In accordance with section 223(7) of the Companies Act, 2017 and pursuant to the S.R.O. 389(I)/2023 dated March 21, 2023 issued by the Securities and Exchange Commission of Pakistan (SECP), the annual report of the Company for the financial year ended December 31, 2024 has been uploaded on the Company's website which can be downloaded accessing the following link and QR Code:

Financial Statements
Pakistan Oxygen Limited



2. To appoint the external Auditors of the Company and to fix their remuneration.

By Order of the Board

Karachi: **Mazhar Iqbal**
February 27, 2025 Company Secretary

NOTES:

1. **Closure of Share Transfer Books:**
Share Transfer Books of the Company will remain closed from April 17, 2025, to April 24, 2025 (both days inclusive). Transfers received at the office of the Company's Shares Registrar, CDC Share Registrar Services Limited, CDC House, 99-B, Block-B, S.M.C.H.S., Main Shahrah-e-Faisal, Karachi -74400 at the close of business on April 16, 2025, will be treated in time for attending the meeting and for the purpose of aforesaid entitlement.

2. Attendance in the Meeting:

A member entitled to attend, speak and vote at the AGM may appoint a proxy to attend and vote on his/her behalf and a proxy so appointed shall have the same rights in respect of speaking and voting at the meeting as are available to a Member. An instrument of proxy in order to be effective must be deposited at the Company's Registered Office, West Wharf, Dockyard Road, Karachi-74000 or through email at mazhar.iqbal@pakoxygen.com not less than 48 hours before the time of the meeting. The proxy must be a member of the Company, except that a corporation being a member of the Company may appoint as its proxy one of the officers or some other person though not a member of the Company. Further copies of the instrument of proxy may be downloaded from the Company's website: (www.pakoxygen.com).

3. Change in Members Address:

Members are requested to immediately notify any change in their address or bank mandate as registered to the Company's Share Registrar, CDC Share Registrar Services Limited at their above-mentioned address.

4. Guidelines for CDC Account Holders:

Account Holders of Central Depository Company of Pakistan Limited ("CDC") will further have to follow the under-mentioned guidelines as laid down in Circular 1, dated January 26, 2000 issued by the Securities and Exchange Commission of Pakistan:

A. For Attending the Meeting:

- (i) In case of individuals, the account holder or sub-account holder and/or the person, whose securities are in group account and their registration details are uploaded as per the Regulations, shall authenticate his/her identity by showing his/her original Computerized National Identity Card (CNIC) or original passport as applicable at the time of attending the meeting.
- (ii) In case of corporate entity, the Board of Directors' resolution/power of attorney with specimen signature of the nominee shall be produced (unless it has been

provided earlier) at the time of the meeting.

B. For Appointing Proxies:

- i) In case of individuals, the account holder or sub-account holder and/or the person, whose securities are in group account and their registration details are uploaded as per the Regulations, shall submit the proxy form as per the above requirement.
- ii) The proxy form shall be witnessed by two person whose names, addresses and CNIC numbers shall be mentioned on the form.
- iii) Attested copies of CNIC or the passport of the beneficial owners and the proxy shall be furnished with the proxy form.
- iv) The proxy shall produce his/her original CNIC or original passport as applicable at the time of the meeting.
- v) In case of corporate entity, the Board of Directors' resolution/power of attorney with specimen signature shall be submitted (unless it has been provided earlier) along with proxy form to the Company.

5. Participation in the AGM through Video Link Facility:

The Company has made necessary arrangements to hold its AGM proceedings also via video conference facility. Shareholders, interested to participate in the AGM through video link, are requested to send their particulars, as set out in the table below, by email, WhatsApp, or any other electronic mean or by post or courier with the subject "Registration for AGM of Pakistan Oxygen Limited - 2025" along with valid copy of both sides of CNIC on the following:

Email: mazhar.iqbal@pakoxygen.com
 Cell Phone Number: +92 301 8221709
 Registered Office Address: Pakistan Oxygen Limited, West Wharf, Dockyard Road, Karachi-74000:

Name of Shareholder	CNIC No.	Folio No.	Cell No.	Email Address

The video link and login credentials will be shared with only those members / appointed proxies, whose emails, containing the aforesaid particulars, are received by the Company at least 48 hours before the time of AGM.

6. Electronic Transmission of Annual Report 2024:

In compliance with section 223(6) of the Companies Act, 2017, and pursuant to the S.R.O. 389(I)/2023 dated March 21, 2023, the Company has electronically transmitted the Annual Report 2024 through weblink, QR enabled code and through email to Members whose email addresses are available with the Company's Share Registrar, M/s. CDC Share Registrar Services Limited. However, in cases, where email addresses are not available with the Company's Share Registrar, printed copies of the notices of AGM along-with the QR enabled code/weblink to download the Annual Report 2024 (containing the financial statements), have been dispatched.

Notwithstanding the above, the Company will provide hard copies of the Annual Report 2024, to any Member on their request, at their registered address, free of cost, within 07 (seven) days of receiving such request. Shareholders who wish to receive hard copy of the annual report along with notice of AGM, may send the Standard Request Form to the Company's Share Registrar. The Standard Request Form is available at the Company's website www.pakoxygen.com.

Further, Members are requested to kindly provide their valid email address (along with a copy of valid CNIC) to the Company's Share Registrar, M/s. CDC Share Registrar Services Limited if the Member holds shares in physical form or, to the Member's respective Participant/Investor Account Services, if shares are held in book entry form.

7. Availability of Annual Audited Financial Statements on the Company's website:

In accordance with the provisions of Section 223(7) of the Companies Act 2017, the annual audited financial statements of the Company for the year ended December 31, 2024, are available on the Company's website: www.pakoxygen.com.

8. SUBMISSION OF CNIC/NTN (MANDATORY):

Shareholders, who have not yet submitted a photocopy of their valid CNIC to the Company/Share Registrar, are once again requested to send their CNIC (copy) at the

earliest directly to the Company's Share Registrar. Corporate Entities are also requested to provide their National Tax Number (NTN).

As per Regulation No. 6 of the Companies (Distribution of Dividend) Regulations, 2017, the Company will be constrained to withhold payment of dividend to shareholders, in case of non-availability of identification number of the shareholder or authorized person (CNIC or NTN).

9. Dividend Mandate (Mandatory):

As per Section 242 of the Companies Act, 2017, any dividend payable in cash shall only be remitted through electronic mode directly into the bank account designated by the entitled shareholders. Therefore, through this notice, all shareholders are once again requested to update their bank accounts details (i.e. title of account, complete bank account number (i.e. 24 digit IBAN), complete mailing address of the bank, name of the bank, folio number, mobile number and email address) for payment of any future cash dividend through electronic mode. In case of physical shares, please provide bank account details to our Share Registrar, M/s. CDC Share Registrar Services Limited. Please ensure an early update of your particulars to avoid any inconvenience in future.

10. Unclaimed Shares/Unpaid Dividend:

As per the provisions of Section 244 of the Companies Act, 2017, any shares issued or dividend declared by the Company which have remained unclaimed/unpaid for a period of three years from the date it was due and payable are required to be deposited with the Commission for credit to the Federal Government after issuance of notices to the shareholders to file their claims. The details of the shares issued and dividend declared by the Company which have remained unclaimed/unpaid for a period of three years from the date these have become due and payable are available on Company's website:
www.pakxygen.com.

Shareholders are requested to ensure that their claims for unclaimed shares/unpaid dividends are lodged timely. In case no claim is received, the Company shall

proceed to deposit the unclaimed/unpaid amount with the Federal Government pursuant to sub-section 2 of Section 244 of the Companies Act, 2017.

11. Conversion of Physical Shares into the Book Entry Form:

In continuation of the Company's earlier notification on the subject through direct letter and notice in the press, shareholders, who still hold shares in physical form, are once again requested to convert their physical shares into book-entry form at the earliest for compliance with Section 72(2) of the Companies Act, 2017. Shareholders may contact a PSX Member, CDC Participant or CDC Investor Accounts Services Provider for assistance in opening a CDS Account and subsequent conversion of the physical shares into book-entry form.

Maintaining shares in book-entry form has many advantages such as safe custody of shares, avoidance of formalities required for issuance of duplicate shares and readily available for sale and purchase in open market, at better rates.

11 - فزیکل شیئرز کی بک انٹری کی صورت میں منتقلی

حصص یافتگان کو براہ راست بھیجے جانے والے خطوط اور اخبارات میں شائع کئے جانے والے اشتہارات کی صورت میں کمپنی کے گزشتہ نوٹس کے تسلسل میں ایسے حصص یافتگان جن کے پاس کمپنی کے شیئرز اب تک فزیکل صورت میں موجود ہیں ان سے گزارش کی جاتی ہے کہ کمپنیز ایکٹ 2017 کے سیکشن 72(2) کی پاسداری کرتے ہوئے اپنے فزیکل حصص کو جلد از جلد بک انٹری کی صورت میں منتقل کروالیں۔ حصص یافتگان اس سلسلے میں پاکستان اسٹاک ایکچینج ممبر ہی ڈی سی شراکت داروں یا سی ڈی سی انویسٹرا کاؤنٹس سروسز فراہم کنندہ سے رابطہ کر سکتے ہیں تاکہ ان کا سی ڈی سی اکاؤنٹ کھلوا یا جاسکے اور بعد ازاں ان کے فزیکل حصص کو بک انٹری کی صورت میں منتقل کیا جاسکتا ہے۔

حصص کو بک انٹری کی صورت میں منتقل کئے جانے کے کئی فوائد ہیں جیسا کہ یہ محفوظ تحویل میں رہیں گے، حصص جاری کرنے یا مٹنی حصص جاری کرنے کیلئے روایتی طریقوں سے بچت، اور اوپن مارکیٹ میں خرید و فروخت کیلئے حصص کی ہمہ وقت موجودگی وہ بھی بہتر قیمت پر وغیرہ شامل ہیں۔

ہمارے شیئر رجسٹرار میسرز سی ڈی سی شیئر رجسٹرار سروسز لمیٹڈ کے پاس جمع کروادیں۔ آپ سے گزارش ہے کہ مستقبل میں کسی زحمت سے بچنے کیلئے یہ معلومات جلد از جلد فراہم کر دیجئے۔

10 - غیر دعوی شدہ / غیر ادا شدہ ڈیویڈنڈ

کمپنیز ایکٹ 2017 کے سیکشن 244 کے مطابق کمپنی کی جانب سے جاری کردہ کوئی بھی حصص یا اعلان شدہ نقد ڈیویڈنڈ جو کہ واجب الوصول ہونے کی تاریخ سے تین سال تک وصول نہیں کئے گئے انھیں کمیشن کے پاس بحق وفاقی حکومت جمع کروانا لازم ہے، اس کارروائی سے قبل حصص یافتگان کو نوٹس جاری کئے جائیں گے۔ کمپنی کی جانب سے جاری شدہ حصص اور اعلان شدہ نقد ڈیویڈنڈ جو کہ واجب الوصول ہونے کی تاریخ سے تین سال کی مدت تک غیر دعوی شدہ یا غیر ادا شدہ ہیں ان کی تفصیلات کمپنی کی ویب سائٹ www.pakoxxygen.com پر شائع کی جا چکی ہیں۔

شیئر ہولڈرز سے درخواست کی جاتی ہے کہ وہ اپنے غیر دعوی شدہ شیئرز / غیر ادا شدہ ڈیویڈنڈ کے دعوے بروقت جمع کروائیں۔ اگر اس سلسلے میں کوئی دعوی موصول نہیں ہوتا ہے تو کمپنیز ایکٹ 2017 کے سیکشن 244 کے ذیلی سیکشن 2 کے تحت کمپنی کی جانب سے غیر دعوی شدہ یا غیر ادا شدہ رقوم بحق وفاقی حکومت جمع کروادی جائیں گی۔

6- سالانہ رپورٹ 2024 کی الیکٹرانک

ترسیل:

کمپنیز ایکٹ 2017 کے سیکشن (6) 223 اور ایس آر او 2023/389(I) مجریہ 21 مارچ 2023 کے تحت کمپنی اپنی سالانہ رپورٹ 2024 بذریعہ ویب لنک، کارآمد کیو آر کوڈ اور ای میل اپنے ان ممبران کو ارسال کر چکی ہے جن کے ای میل ایڈریس کمپنی کے شیئر رجسٹرار میسرز سی ڈی سی شیئر رجسٹرار سروسز لمیٹڈ کے پاس موجود ہیں۔ تاہم جہاں کمپنی کے شیئر رجسٹرار کے پاس ای میل ایڈریس موجود نہیں ہیں وہاں کمپنی کی جانب سے سالانہ اجلاس عام کے نوٹس کی پرنٹ شدہ کاپیاں مع کارآمد کیو آر کوڈ اور ویب لنک کے ساتھ، سالانہ رپورٹ 2024 (معہ مالیاتی گوشوارے)، ممبران کو ارسال کی جا چکی ہیں۔ علاوہ ازیں، کمپنی کی جانب سے کسی بھی ممبر کو درخواست کرنے پر پرنٹ شدہ سالانہ رپورٹ 2024 فراہم کی جاسکتی ہے، یہ رپورٹ بلا معاوضہ ان کے رجسٹرڈ شدہ پتے پر درخواست موصول ہونے کے سات (07) دن کے اندر اندر فراہم کر دی جائے گی۔ ایسے ممبران جو کہ سالانہ رپورٹ مع نوٹس برائے سالانہ اجلاس عام پرنٹ فارم میں حاصل کرنا چاہتے ہیں، ان سے درخواست ہے کہ کمپنی کی ویب سائٹ

www.pakoxxygen.com پر دستیاب اسٹینڈرڈ

ریکویسٹ فارم پُر کر کے کمپنی کے شیئر رجسٹرار کے پاس جمع کروادیں۔

علاوہ ازیں، تمام ممبران سے گزارش ہے کہ اپنے موجودہ ای میل ایڈریس (معہ کارآمد کیو آر کوڈ قومی شناختی کارڈ کی نقل) کمپنی کے شیئر رجسٹرار میسرز سی ڈی سی شیئر رجسٹرار سروسز لمیٹڈ کے پاس جمع کروادیں اگر ممبران کے پاس کمپنی کے حصص فزیکل صورت میں موجود ہوں، لیکن اگر حصص بک انٹری کی صورت میں ہوں تو اپنے متعلقہ شراکتی/انویسٹر اکاؤنٹ سروسز کے پاس جمع کروادیں۔

7- کمپنی کی ویب سائٹ پر سالانہ آڈٹ شدہ

مالیاتی گوشواروں کی دستیابی:

کمپنیز ایکٹ 2017 کے سیکشن (7) 233 کے مطابق کمپنی کے آڈٹ شدہ سالانہ مالیاتی گوشوارے برائے مالی سال اختتامیہ 31 دسمبر 2024 کمپنی کی ویب سائٹ www.pakoxxygen.com پر دستیاب ہیں۔

8- کمپیوٹرائزڈ قومی شناختی کارڈ/این ٹی این جمع

کروانا لازم ہے:

ایسے حصص یافتگان جن کی جانب سے ابھی تک کمپنی یا کمپنی کے شیئر رجسٹرار کے پاس کارآمد کمپیوٹرائزڈ قومی شناختی کارڈ کی نقل جمع نہیں کروائی گئی ہے، ان سے درخواست کی جاتی ہے کہ پہلی فرصت میں اپنے کمپیوٹرائزڈ قومی شناختی کارڈ کی نقل کمپنی کے شیئر رجسٹرار کے پاس جمع کروادیں۔ کاروباری اداروں سے گزارش ہے کہ اپنے این ٹی این نمبر جلد از جلد جمع کروادیں۔

کمپنیز (ڈسٹریبیوشن آف ڈیویڈنڈ) ریگولیشنز 2017 کے ضابطہ نمبر 6 کی رو سے کمپنی ایسے کسی بھی ممبر کے ڈیویڈنڈ کی ادائیگی روک لے گی جس کی جانب سے شناختی نمبر (شناختی کارڈ نمبر یا این ٹی این نمبر) جمع نہ کروایا گیا ہو۔

9- ڈیویڈنڈ مینڈیٹ (لازمی)

کمپنیز ایکٹ 2017 کے سیکشن 242 کے تحت، نقد کی صورت میں ادا کیا جانے والا کوئی بھی ڈیویڈنڈ صرف حصص یافتگان کے نامزد کردہ بینک اکاؤنٹ میں بذریعہ الیکٹرانک ذرائع ہی جمع کروایا جاسکتا ہے۔ لہذا بذریعہ نوٹس ہذا، ایک مرتبہ پھر تمام ممبران سے گزارش کی جاتی ہے کہ مستقبل میں بذریعہ الیکٹرانک ذرائع نقد ڈیویڈنڈ کے حصول کیلئے اپنے بینک سے متعلق معلومات کی کمپنی کے پاس تجدید کروالیں جیسا کہ اکاؤنٹ نائل، مکمل اکاؤنٹ نمبر (یعنی 24 نمبر والا IBAN نمبر)، بینک کا مکمل پتہ، بینک کا نام، فوئیو نمبر، موبائل فون نمبر اور ای میل ایڈریس۔ اگر آپ کے پاس حصص فزیکل صورت میں موجود ہوں تو بینک سے متعلق معلومات

4- سی ڈی سی اکاؤنٹ ہولڈرز کیلئے رہنمائی:

سینٹرل ڈیپازٹری کمپنی آف پاکستان لمیٹڈ ("CDC") کے اکاؤنٹ ہولڈرز کو مزید مندرجہ ذیل ہدایات پر عمل کرنا ہوگا جیسا کہ سرکلر نمبر 1 بحریہ 26 جنوری 2000 جاری کردہ سیکورٹیز اینڈ ایکسچینج کمیشن آف پاکستان میں مذکور ہیں:

الف- اجلاس میں شرکت کیلئے:

- (i) بصورت افراد، اکاؤنٹ ہولڈر یا ذیلی اکاؤنٹ ہولڈر اور ایٹھنٹکیشن جن کی سیکورٹیز گروپ اکاؤنٹ میں ہو اور انکی رجسٹریشن کی تفصیلات قواعد کے مطابق اپ لوڈ ہیں، انھیں اجلاس میں شرکت کے وقت اپنی شناخت ثابت کرنے کیلئے اپنا اصل کمپیوٹرائزڈ قومی شناختی کارڈ یا اصل پاسپورٹ دکھانا ہوگا۔
- (ii) بصورت کاروباری ادارہ، بورڈ آف ڈائریکٹرز کی قرارداد/پاور آف اٹارنی مع نامزد شخص کے نمونہ دستخط بوقت اجلاس پیش کئے جائیں گے (اگر پہلے سے فراہم ناکیا گیا ہو)۔

ب- پراکسی کا تقرر:

- (i) بصورت افراد، اکاؤنٹ ہولڈر یا ذیلی اکاؤنٹ ہولڈر اور ایٹھنٹکیشن جن کی سیکورٹیز گروپ اکاؤنٹ کی صورت میں ہو اور انکی رجسٹریشن سے متعلق معلومات کو قواعد و ضوابط کے تحت اپ لوڈ کیا جاتا ہو وہ اپنے پراکسی مذکورہ بالا شرائط کے تحت جمع کروائیں گے۔
- (ii) پراکسی فارم پر دو افراد بطور گواہ دستخط کریں گے جن کے نام، پتے اور کمپیوٹرائزڈ قومی شناختی کارڈ نمبر پراکسی فارم پر مندرج کئے جائیں۔
- (iii) مستفید مالکان اور پراکسی بنائے جانے والے شخص کے کمپیوٹرائزڈ قومی شناختی کارڈ یا پاسپورٹ کی مصدقہ نقول بھی پراکسی فارم کے ساتھ منسلک کیا جائے۔
- (iv) پراکسی کیلئے لازم ہوگا کہ اجلاس میں شرکت کے وقت اپنی شناخت کیلئے اپنا اصل کمپیوٹرائزڈ قومی شناختی کارڈ یا اصل پاسپورٹ ظاہر کریں۔

(v) بصورت کاروباری ادارہ، بورڈ آف ڈائریکٹرز کی قرارداد/پاور آف اٹارنی مع نمونہ دستخط پراکسی فارم کے ساتھ جمع کروائے جائیں گے (اگر پہلے ہی یہ دستاویزات جمع ناکروائی گئی ہوں)۔

5- سالانہ اجلاس عام میں بذریعہ ویڈیو لنک

شرکت کی سہولت:

کمپنی کی جانب سے سالانہ اجلاس عام میں بذریعہ ویڈیو لنک شریک ہونے کیلئے تمام ضروری بندوبست کیا جا چکا ہے۔ لہذا ایسے ممبران جو کہ اجلاس بذریعہ ویڈیو لنک شرکت کے خواہاں ہیں ان سے گزارش ہے کہ مندرجہ ذیل جدول کی صورت میں اپنی مطلوبہ معلومات بذریعہ ای میل، واٹس ایپ یا کسی دیگر الیکٹرانک ذرائع یا بذریعہ کوریئر یا ڈاک بعنوان

"Registration for AGM of Pakistan Oxygen Limited - 2025" مع کمپیوٹرائزڈ قومی شناختی کارڈ کی دو طرفہ نقل کمپنی کو ارسال کیا جائے:

ای میل: mazhar.iqbal@pakoxygen.com

موبائل فون نمبر: +92 301 822 1709

رجسٹرڈ شدہ دفتر پتہ: پاکستان آکسیجن لمیٹڈ، ویسٹ وہارف، ڈاک ہاؤس، کراچی - 74000

Name of Shareholder	CNIC No.	Folio No.	Cell No.	Email Address

ویڈیو لنک اور لاگ ان کے بارے میں معلومات صرف ان ممبران / نامزد پراکسیز کو بذریعہ ای میل ارسال کی جائیں گی جن کی جانب سے کمپنی کو مذکورہ بالا معلومات بذریعہ ای میل سالانہ اجلاس عام شروع ہونے سے کم از کم اڑتالیس (48) گھنٹے قبل موصول ہو جائیں گی۔

اطلاع برائے سالانہ اجلاس عام

بذریعہ ہذا مطلع کیا جا رہا ہے کہ پاکستان آکسیجن لمیٹڈ

(”کمپنی“) کا چھتر واں (76th) سالانہ اجلاس عام بروز

جمعرات مورخہ 24 اپریل 2025 بوقت دوپہر 2:30 بجے

کمپنی کے رجسٹرڈ شدہ دفتر پتے ویسٹ وہارف، ڈاک یارڈ

روڈ، کراچی اور ویڈیولنک کے ذریعے منعقد کیا جا رہا ہے۔ اس

اجلاس میں درج ذیل امور کو زیر کاروائی لایا جائے گا:

امور عام:

1۔ مالی سال اختتامیہ 31 دسمبر 2024 سے متعلق کمپنی کے

مالیاتی گوشواروں اور ان سے متعلق ڈائریکٹرز اور آڈیٹرز کی

رپورٹس کو وصول کرنا اور انہیں زیر غور لانا۔

کمپنیز ایکٹ 2017 کے سیکشن (7) 223 اور سیکیورٹیز اینڈ

ایکسچینج کمیشن آف پاکستان (SECP) کے ایس آر او

2023/389(I) مجریہ 21 مارچ 2023 کے تحت کمپنی کے

مالیاتی گوشوارے بابت مالی سال اختتامیہ 31 دسمبر 2024 کو

کمپنی کی ویب سائٹ پر اپ لوڈ کر دیا گیا ہے، ان تک رسائی

اور ڈاؤن لوڈ کرنے کیلئے درج ذیل لنک اور کیو آر کوڈ کو استعمال

کیا جاسکتا ہے:

Financial Statements
Pakistan Oxygen Limited



2۔ کمپنی کے آڈیٹرز کی تعیناتی کرنا اور ان کے مشاہرے

کا تعین کرنا۔

بجلم بورڈ

منظہر اقبال

کمپنی سیکرٹری

کراچی:

27 فروری 2025

نوٹس:

1۔ شیئر ٹرانسفر بکس کی بندش

کمپنی کی شیئر ٹرانسفر بکس 17 اپریل 2025 تا 24 اپریل

2025 (بشمول ایام مذکورہ) بند رہیں گی۔ کمپنی شیئر رجسٹرار،

سی ڈی سی شیئر رجسٹرار سروسز لمیٹڈ، سی ڈی سی ہاؤس

B-99، بلاک B، ایس ایم سی ایچ ایس، مین شاہراہ فیصل

کراچی - 74400 کے پتے پر کاروباری دن 16 اپریل

2025 کے اختتام تک موصول ہونے والی منتقلیوں کو

بروقت سمجھا جائے گا، انہیں مندرجہ بالا امور کے سلسلے میں

اجلاس میں شرکت کا استحقاق حاصل ہوگا۔

2۔ اجلاس میں شرکت

کوئی ممبر جو سالانہ اجلاس عام میں شرکت کرنے، بولنے اور

ووٹ ڈالنے کا حقدار ہے، وہ اپنی جگہ دوسرے ممبر کو شرکت

کرنے اور ووٹ ڈالنے کے لئے پراکسی مقرر کرنے کا اختیار

رکھتا ہے۔ پراکسی کے کارآمد ہونے کیلئے پراکسی فارم اجلاس

شروع ہونے سے کم از کم 48 گھنٹے قبل کمپنی کے رجسٹرڈ دفتر،

ویسٹ وہارف، ڈاک یارڈ روڈ، کراچی - 74000 پر

جمع کروادیا جائے یا فارم کو بذریعہ ای میل

mazhar.iqbal@pakooxygen.com

پر موصول ہونا لازم ہے۔ پراکسی کیلئے لازم ہے کہ وہ کمپنی کا

ممبر ہو ماسوائے کسی کاروباری ادارے کے جس کی جانب

سے کسی آفیسر کو پراکسی مقرر کیا جاسکتا ہے جو کہ کمپنی کا ممبر نہ

ہو۔ پراکسی فارم کی نقول کمپنی کی ویب سائٹ

(www.pakooxygen.com) سے ڈاؤن لوڈ کیا

جاسکتا ہے۔

3۔ ممبران کے پتے میں تبدیلی:

کمپنی کے ممبران سے درخواست کی جاتی ہے اپنے پتے یا بینک

مینڈیٹ میں کسی بھی تبدیلی سے کمپنی کے شیئر رجسٹرار، سی ڈی

سی شیئر رجسٹرار سروسز لمیٹڈ کو مذکورہ بالا پتے پر مطلع فرمادیں۔

This page has been left blank intentionally

FORM OF PROXY

ANNUAL GENERAL MEETING

I/We _____ of _____ in the district of _____ being a member of Pakistan Oxygen Limited, hereby appoint _____ of _____ as my/our proxy, and failing him/her _____ of _____ another Member of the Company to vote for me/us and on my/our behalf at the Annual General Meeting of the Company to be held via video link facility and in person on the 24th day of April 2025 and at adjournment thereof.

Signed on this _____ day of _____ 2025 in the presence of:

1. Signature _____
Name _____
Address _____
CNIC or Passport No. _____

2. Signature _____
Name _____
Address _____
CNIC or Passport No. _____

Folio / CDC Account No.

Signature on
Revenue Stamp of Rs. 10/-

This signature should agree with the specimen registered with the company

Important

- The Proxy Form, duly completed and signed, must be received at the Registered Office of the Company, West Wharf, Dockyard Road, Karachi not less than 48 hours before the time of holding the meeting.
- No person shall act as proxy unless he himself/herself is a member of the Company, except that a corporation may appoint a person who is not a member.
- If a member appoints more than one proxy and more than one instruments of proxy are deposited by a member with the Company, all such instruments of proxy shall be rendered invalid.

For CDC Account Holders/corporate Entities:

In addition to the above the following requirements have to be met:

- The proxy form shall be witnessed by two persons whose names, addresses and CNIC numbers shall be mentioned on the form.
- Attested copies of CNIC or the passport of the beneficial owners and the proxy shall be furnished with the proxy form.
- The proxy shall produce his/her original CNIC or original passport at the time of the meeting.
- In case of corporate entity, the Board of Directors' resolution/power of attorney with specimen signature shall be submitted (unless it has been provided earlier) along with proxy form to the Company.

پراکسی فارم سالانہ اجلاس عام

میں/ہم _____ سکنہ _____ ضلع _____ بحیثیت ممبر
پاکستان آکسیجن لمیٹڈ، بذریعہ ہذا کمپنی کے ممبر _____ سکنہ _____ کو اپنا پراکسی مقرر کرتا
ہوں/کرتی ہوں/کرتے ہیں اور اس کی عدم موجودگی میں کمپنی کے دوسرے ممبر _____ سکنہ _____ کو اپنی جگہ کمپنی کے سالانہ اجلاس عام میں
جو 24 اپریل 2025ء کو ویڈیو لنک کے ذریعے اور ذاتی حیثیت میں منعقد ہوگا، اور اس کے ملتوی ہونے کی صورت میں شرکت کرنے اور میری ہماری جگہ ووٹ دینے کا حقدار مقرر
کرتا ہوں/کرتی ہوں/کرتے ہیں۔
میں/ہم نے آج مورخہ _____ 2025ء کو درج ذیل کی موجودگی میں دستخط کیے۔

1. دستخط _____ نام _____
2. دستخط _____ نام _____
پتہ _____ پتہ _____
سی این آئی سی یا پاسپورٹ نمبر _____ سی این آئی سی یا پاسپورٹ نمبر _____

فولیو ای ڈی سی اکاؤنٹ نمبر

دس روپے کے ریونیو سٹیپ پر دستخط

دستخط، کمپنی کے پاس رجسٹرڈ نمونے کے دستخط کے مطابق ہونے چاہئیں۔

اہم نوٹ:

- یہ پراکسی فارم، مکمل پر شدہ اور دستخط شدہ، کمپنی کے رجسٹرڈ دفتر واقع ویسٹ وہارف، ڈاکٹریٹ روڈ، کراچی میں اجلاس کے انعقاد کے وقت سے کم از کم 48 گھنٹے قبل
لازمًا وصول ہو جانا چاہئے۔
- کوئی شخص جو خود کمپنی کا ممبر نہ ہو، پراکسی مقرر نہیں کیا جاسکتا سوائے کارپوریشن کے جو کسی ایسے شخص کو پراکسی مقرر کر سکتی ہے جو کمپنی کا ممبر نہ ہو۔
- اگر کوئی شخص ایک سے زیادہ پراکسی مقرر کرتا ہے اور کمپنی کے پاس ایک سے زیادہ پراکسی فارم جمع کراتا ہے تو پراکسی کی ایسی تمام دستاویزات غیر موثر قرار دی جائیں گی۔

سی ڈی سی اکاؤنٹ ہولڈرز/کارپوریٹ اداروں کیلئے:

درج بالا کے علاوہ درج ذیل شرائط بھی پوری کرنا لازمی ہے:

- پراکسی فارم پر دو گواہان کے دستخط ہونے چاہئیں جن کے نام، پتے اور سی این آئی سی نمبر فارم پر درج ہوں۔
- ٹیلیفونل اور پراکسی کے سی این آئی سی یا پاسپورٹ کی تصدیق شدہ کاپیاں پراکسی فارم کے ساتھ فراہم کی جائیں۔
- پراکسی کو اجلاس میں شرکت کے وقت اپنا اصل سی این آئی سی یا پاسپورٹ پیش کرنا ہوگا۔
- کارپوریٹ ادارہ ہونے کی صورت میں بورڈ آف ڈائریکٹرز کی قرارداد/پاور آف اٹارنی اور نمونے کے دستخط (اگر پہلے سے جمع نہ کرائے گئے ہوں) کمپنی کو فراہم کرنا لازمی ہے۔



Scan me

Pakistan Oxygen Limited

P.O. Box 4845, Dockyard Road, West Wharf, Karachi-74000, Pakistan.

UAN: +21 111-262-725 | Phone: +92 21 32313361 (9 lines)

Email: info@pakoxygen.com | Website: www.pakoxygen.com