

January 31, 2020

The General Manager  
Pakistan Stock Exchange Limited  
Stock Exchange Building, Stock Exchange Road,  
Karachi

Dear Sir,

**FINANCIAL RESULTS FOR THE HALF YEAR ENDED 31 DECEMBER 2019**

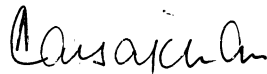
We would like to inform you that Board of Directors of Faysal Asset Management Limited, at its meeting held on Friday, 31 January 2020 at Karachi has approved financial results of following funds for the half year ended 31 December 2019:

- 1) Faysal MTS Fund (FMTSF)
- 2) Faysal Islamic Asset Allocation Fund (FIAAF)
- 3) Faysal Asset Allocation Fund (FAAF)
- 4) Faysal Stock Fund (Formerly Faysal Balanced Growth Fund (FSF)
- 5) Faysal Financial Sector Opportunity Fund (FFSOF)
- 6) Faysal Income Growth Fund (FIGF)
- 7) Faysal Islamic Savings Growth Fund (FISGF)
- 8) Faysal Savings Growth Fund (FSGF)
- 9) Faysal Money Market Fund (FMMF)
- 10) Faysal Sharia Planning Fund (FSPF)
- 11) Faysal Halal Amdani Fund (FHAF)
- 12) Faysal Active Principal Preservation Plan (FAPPP)
- 13) Faysal Financial Value Fund (FFVF)

Financial results of the funds for the half year ended 31 December 2019 are enclosed.

You may please inform the TREC holders of the exchange accordingly.

Yours Faithfully  
for and on behalf of Faysal Asset Management Limited.



Faisal Ali Khan  
Chief Financial Officer and Company Secretary

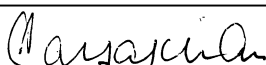
The General Manager  
Pakistan Stock Exchange Limited  
Stock Exchange Building, Stock Exchange Road,  
Karachi

## FAYSAL MTS FUND

### Financial results for the half year ended December 31, 2019

We are pleased to inform you that the Board of Directors of Faysal Asset Management Limited, the management company of Faysal MTS Fund in its meeting held on January 31, 2020 at 03:00 p.m at Faysal Asset Management Company Limited, West Wing, 7<sup>th</sup> floor Faysal House, ST-02, Shahrah-e-faisal, Karachi has approved the following financial results of the Fund for the half year ended December 31, 2019.

	Half year ended December 31,		Quarter ended December 31,	
	2019	2018	2019	2018
	----- (Rupees) -----		----- (Rupees) -----	
<b>Income</b>				
Profit earned on government securities	7,041,103	1,861,197	3,867,372	1,090,094
Income from Margin Trading System (MTS)	22,252,741	22,274,953	16,978,010	11,484,704
Profit on balances with banks	29,768,142	5,167,685	11,226,429	2,956,634
Realised gain / (loss) on sale of investments - net	2,200,762	(26,789)	616,116	(26,789)
Unrealised appreciation / (diminution) on re-measurement of investments classified as 'at fair value through profit or loss' - net	(11,053)	(231)	(12,446)	1,797
<b>Total Income</b>	<b>61,251,695</b>	<b>29,276,815</b>	<b>32,675,481</b>	<b>15,506,440</b>
<b>Operating expenses</b>				
Remuneration of Faysal Asset Management Limited - the Management Company	4,076,104	2,937,522	2,125,614	1,471,186
Sindh sales tax on remuneration of the Management Company	529,894	381,878	276,331	191,254
Remuneration to Central Depository Company of Pakistan Limited - the Trustee	305,708	499,396	157,356	250,110
Sindh sales tax on remuneration of the Trustee	39,749	64,922	20,630	32,515
Auditor's remuneration	100,832	100,832	50,416	50,416
Annual fee to the Securities and Exchange Commission of Pakistan	81,522	220,315	42,516	110,341
Fees and subscription	139,166	139,167	69,583	69,584
Transaction charges	1,984,292	3,023,192	1,393,095	1,525,636
Bank charges	3,028	30,489	7,382	23,481
Printing charges and other expenses	26,301	4,979	26,301	734
Amortisation of preliminary expenses and floatation costs	106,004	108,359	51,824	54,179
<b>Total operating expenses</b>	<b>7,392,600</b>	<b>7,511,051</b>	<b>4,221,048</b>	<b>3,779,436</b>
<b>Net profit from operating activities</b>	<b>53,859,095</b>	<b>21,765,764</b>	<b>28,454,433</b>	<b>11,727,004</b>
Provision for Sindh Workers' Welfare Fund	(1,077,182)	(435,316)	(569,089)	(234,541)
<b>Net profit for the period before taxation</b>	<b>52,781,913</b>	<b>21,330,448</b>	<b>27,885,344</b>	<b>11,492,463</b>
Taxation	-	-	-	-
<b>Net profit for the period after taxation</b>	<b>52,781,913</b>	<b>21,330,448</b>	<b>27,885,344</b>	<b>11,492,463</b>
<b>Allocation of net profit for the period:</b>				
Net profit for the period after taxation	52,781,912	21,330,448		
Income already paid on units redeemed	(7,225,770)	(5,639,268)		
	<b>45,556,142</b>	<b>15,691,180</b>		
<b>Accounting income available for distribution</b>				
- Relating to capital gains	2,189,708	-		
- Excluding capital gains	43,366,434	15,691,180		
	<b>45,556,142</b>	<b>15,691,180</b>		



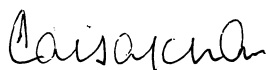
CFO & Company Secretary

The General Manager  
Pakistan Stock Exchange Limited  
Stock Exchange Building, Stock Exchange Road,  
Karachi

FAYSAL ISLAMIC ASSET ALLOCATION FUND  
Financial results for the half year ended December 31, 2019

We are pleased to inform you that the Board of Directors of Faysal Asset Management Limited, the management company of Faysal Islamic Asset Allocation Fund in its meeting held on January 31, 2020 at 03:00 p.m at Faysal Asset Management Company Limited, West Wing, 7<sup>th</sup> floor Faysal House, ST-02, Shahrah-e-faisal, Karachi has approved the following financial results of the Fund for the half year ended December 31, 2019.

	Half year ended December 31,		Quarter ended December 31,	
	2019	2018	2019	2018
	------(Rupees)-----		------(Rupees)-----	
<b>Income</b>				
Profit on balances with banks	3,059,543	6,268,625	1,205,533	4,065,679
Profit earned on Sukuk certificates	1,183,813	-	485,621	-
Dividend income	2,873,450	6,136,330	1,841,900	2,406,530
Gain on disposal of investments - net	8,729,623	(19,564,367)	9,800,918	(8,475,972)
	15,846,429	(7,159,412)	13,333,972	(2,003,763)
Unrealised appreciation / (diminution) on re-measurement of investments classified as 'fair value through profit or loss'	4,430,486	(24,759,820)	10,069,083	2,267,332
<b>Total income / (loss)</b>	20,276,915	(31,919,232)	23,403,055	263,569
<b>Expenses</b>				
Remuneration of Faysal Asset Management Limited - the Management Company	1,544,708	4,150,123	748,702	1,949,709
Sindh sales tax on remuneration of the Management Company	200,840	539,515	97,241	253,463
Remuneration to Central Depository Company of Pakistan Limited - the Trustee	154,470	415,051	43,009	194,996
Sindh sales tax on remuneration of the Trustee	20,081	53,957	5,591	25,354
Bank charges	10,847	28,514	(3,050)	22,964
Transaction charges	1,074,093	749,633	778,020	395,706
Annual fee to the Securities and Exchange Commission of Pakistan	15,447	197,133	7,487	92,613
Auditors' remuneration	352,912	352,912	176,456	176,456
Fees and subscription	70,903	70,903	35,452	35,452
Printing charges and other expenses	8,621	1,150	8,621	-
Allocated expenses	77,235	207,672	37,286	97,671
Amortisation of preliminary expenses and floatation costs	195,447	195,447	97,724	97,724
<b>Total operating expenses</b>	3,725,604	6,962,010	2,032,539	3,342,108
<b>Net profit / (loss) from operating activities</b>	16,551,311	(38,881,242)	21,370,516	(3,078,539)
Provision for Sindh Workers Welfare Fund	331,027	-	331,027	-
<b>Net profit / (loss) for the period before taxation</b>	16,220,284	(38,881,242)	21,039,489	(3,078,539)
Taxation	-	-	-	-
<b>Net profit / (loss) for the period after taxation</b>	16,220,284	(38,881,242)	21,039,489	(3,078,539)
<b>Allocation of net profit after taxation for the period</b>				
Net profit for the period after taxation	16,220,284	-		
Income already paid on units redeemed	(5,215,626)	-		
	11,004,658	-		
<b>Accounting income available for distribution</b>				
Relating to capital gains	13,160,109	-		
Excluding capital gains	(2,155,451)	-		
	11,004,658	-		



CFO & Company Secretary

The General Manager  
Pakistan Stock Exchange Limited  
Stock Exchange Building, Stock Exchange Road,  
Karachi

FAYSAL ASSET ALLOCATION FUND  
Financial results for the half year ended December 31, 2019

We are pleased to inform you that the Board of Directors of Faysal Asset Management Limited, the management company of Faysal Asset Allocation Fund in its meeting held on January 31, 2020 at 03:00 p.m at Faysal Asset Management Company Limited, West Wing, 7<sup>th</sup> floor Faysal House, ST-02, Shahrah-e-faisal, Karachi has approved the following financial results of the Fund for the half year ended December 31, 2019.

	Half year ended December 31,		Quarter ended December 31,	
	2019	2018	2019	2018
	------(Rupees)-----		------(Rupees)-----	
<b>Income</b>				
Profit on balances with banks	2,635,855	2,716,364	707,698	1,520,697
Dividend income	1,911,470	2,727,236	903,765	1,407,996
Loss on disposal of investments - net	7,261,055	(11,603,996)	7,175,281	(13,454,822)
	11,808,380	(6,160,396)	8,786,744	(10,526,129)
Unrealised appreciation / (diminution) on re-measurement of investments classified as 'fair value through profit or loss'			-	
<b>Total income / (loss)</b>	1,517,585	(11,168,206)	3,080,330	(2,686,841)
	13,325,965	(17,328,602)	11,867,074	(13,212,970)
<b>Expenses</b>				
Remuneration of Faysal Asset Management Limited - the Management Company	911,877	1,667,721	459,237	767,123
Sindh sales tax on remuneration of the Management Company	118,544	216,804	59,699	99,724
Remuneration to Central Depository Company of Pakistan Limited - the Trustee	91,188	352,877	(5,008)	176,438
Sindh sales tax on remuneration of the Trustee	11,854	45,871	(652)	22,938
Bank charges	4,772	16,733	(7,970)	3,778
Transaction costs	1,018,285	895,730	720,437	494,913
Annual fee to the Securities and Exchange Commission of Pakistan	9,119	79,214	4,593	36,439
Auditors' remuneration	221,384	265,696	88,536	132,848
Fees and subscription	76,607	76,607	38,304	38,304
Printing charges and other expenses	23,197	1,228	23,197	-
Allocated expenses	45,594	83,883	-	38,360
Reimbursement of expenses from the Management Company	(290,000)	-	(117,038)	-
<b>Total operating expenses</b>	2,242,421	3,702,364	1,263,335	1,810,865
<b>Net profit / (loss) from operating activities</b>	11,083,544	(21,030,966)	10,603,739	(15,023,835)
Provision for Sindh Workers Welfare Fund	221,671	-	212,475	-
<b>Net profit / (loss) for the period before taxation</b>	10,861,873	(21,030,966)	10,391,264	(15,023,835)
Taxation	-	-	-	-
<b>Net profit / (loss) for the period after taxation</b>	10,861,873	(21,030,966)	10,391,264	(15,023,835)
<b>Allocation of net profit for the period</b>				
Net profit for the period	10,861,873		10,391,264	
Income already paid on units redeemed	(2,605,558)		(2,572,247)	
	8,256,315		7,819,017	
<b>Accounting income available for distribution</b>				
Relating to capital gains	8,778,640		10,255,611	
Excluding capital gains	(522,325)		(2,436,594)	
	8,256,315		7,819,017	

*Caisachan*

CFO & Company Secretary

The General Manager  
Pakistan Stock Exchange Limited  
Stock Exchange Building, Stock Exchange Road,  
Karachi

**FAYSAL STOCK FUND (FORMERLY FAYSAL BALANCED GROWTH FUND)**  
Financial results for the half year ended December 31, 2019

We are pleased to inform you that the Board of Directors of Faysal Asset Management Limited, the management company of Faysal Stock Fund (Formerly Faysal Balance Growth Fund) in its meeting held on January 31, 2020 at 03:00 p.m at Faysal Asset Management Company Limited, West Wing, 7<sup>th</sup> floor Faysal House, ST-02, Shahrah-e-faisal, Karachi has approved the following financial results of the Fund for the half year ended December 31, 2019.

	Six months period ended December 31,		Quarter ended December 31,	
	2019	2018	2019	2018
	----- (Rupees) -----			
<b>Income</b>				
Profit on balances with banks	1,918,999	1,578,059	778,502	684,595
Dividend income	3,494,195	4,236,262	1,700,670	1,732,205
Realised gain / (loss) on sale of investments - net	24,354,840	(20,888,469)	22,590,084	(23,874,979)
	29,768,034	(15,074,148)	25,069,256	(21,458,179)
Unrealised appreciation / (diminution) on re-measurement of investments classified at 'fair value through profit or loss' - net	3,639,126	(16,008,540)	4,763,658	(1,011,078)
<b>Total income / (loss)</b>	33,407,160	(31,082,688)	29,832,914	(22,469,257)
<b>Expenses</b>				
Remuneration of Faysal Asset Management Limited - the Management Company	1,360,924	2,170,779	1,148,435	862,320
Sindh sales tax on remuneration of the Management Company	172,018	282,205	95,758	112,101
Remuneration to Central Depository Company of Pakistan Limited - the Trustee	145,016	352,877	43,830	176,438
Sindh sales tax on remuneration of the Trustee	22,752	45,875	9,598	22,938
Transaction costs	2,325,578	1,130,417	1,635,758	567,942
Annual fee to Securities and Exchange Commission of Pakistan	13,233	103,112	7,358	40,960
Bank charges	5,445	25,913	5,445	18,379
Auditors' remuneration	386,118	358,064	209,032	179,032
Fees and subscription	96,503	104,531	48,518	56,016
Printing charges and other expenses	9,502	1,961	9,502	-
Allocated expenses	65,989	92,941	36,915	31,299
Reimbursement of expenses from the Management Company	(1,050,000)	-	(1,050,000)	-
<b>Total operating expenses</b>	3,553,078	4,668,675	2,200,149	2,067,425
<b>Net profit / (loss) from operating activities</b>	29,854,082	(35,751,363)	27,632,765	(24,536,682)
Provision of Sindh Workers' Welfare Fund	(597,082)	-	(552,765)	-
<b>Net profit / (loss) for the period before taxation</b>	29,257,000	(35,751,363)	27,080,000	(24,536,682)
Taxation	-	-	-	-
<b>Net profit / (loss) for the period after taxation</b>	29,257,000	(35,751,363)	27,080,000	(24,536,682)
<b>Allocation of net profit for the period</b>				
Net profit for the period	29,257,000	-	-	-
Income already paid on units redeemed	(5,098,744)	-	-	-
	24,158,256	-	-	-
<b>Accounting income available for distribution</b>				
- Relating to capital gains	27,993,966	-	-	-
- Excluding capital gains	(3,835,710)	-	-	-
	24,158,256	-	-	-

*Aisatullah*

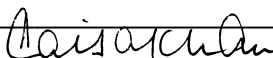
CFO & Company Secretary

The General Manager  
Pakistan Stock Exchange Limited  
Stock Exchange Building, Stock Exchange Road,  
Karachi

**FAYSAL FINANCIAL SECTOR OPPORTUNITY FUND**  
Financial results for the half year ended December 31, 2019

We are pleased to inform you that the Board of Directors of Faysal Asset Management Limited, the management company of Faysal Financial Sector Opportunity Fund in its meeting held on January 31, 2020 at 03:00 p.m at Faysal Asset Management Company Limited, West Wing, 7<sup>th</sup> floor Faysal House, ST-02, Shahrah-e-faisal, Karachi has approved the following financial results of the Fund for the half year ended December 31, 2019.

	Half year ended December 31,		Quarter ended December 31,	
	2019	2018	2019	2018
	----- (Rupees) -----		----- (Rupees) -----	
<b>Income</b>				
Profit earned on government securities and sukuk	7,162,742	1,646,946	8,426,133	822,054
Income on commercial papers	7,198,594	-	907,281	-
Profit on balances with banks	70,696,758	14,213,016	46,933,258	7,602,128
Realised gain on sale of investments - net	2,096,329	12,629	904,470	1,448
Unrealised (diminution) / appreciation on re-measurement of investments classified as 'at fair value through profit or loss' - net	(206,815)	(530,021)	(236,693)	99,808
<b>Total income</b>	<b>86,947,608</b>	<b>15,342,570</b>	<b>56,934,449</b>	<b>8,525,438</b>
<b>Operating expenses</b>				
Remuneration of Faysal Asset Management Limited - the Management Company	3,017,688	925,025	1,975,313	448,271
Sindh sales tax on remuneration of the Management Company	393,363	120,251	257,581	58,274
Allocated expenses	601,309	184,324	395,063	89,022
Remuneration to Central Depository Company of Pakistan Limited - the Trustee	454,053	314,515	296,297	152,415
Sindh sales tax on remuneration of the Trustee	57,712	40,887	38,716	19,814
Auditor's remuneration	75,624	75,624	37,812	37,812
Annual fee to the Securities and Exchange Commission of Pakistan	120,708	138,754	79,013	67,241
Fees and subscription	120,754	135,754	60,377	75,377
Transaction charges	278,856	187,757	151,993	93,695
Bank charges	18,569	11,943	8,872	5,744
<b>Total operating expenses</b>	<b>5,138,636</b>	<b>2,134,834</b>	<b>3,301,037</b>	<b>1,047,665</b>
<b>Net profit from operating activities</b>	<b>81,808,972</b>	<b>13,207,736</b>	<b>53,633,412</b>	<b>7,477,773</b>
Provision for Sindh Workers' Welfare Fund	(1,636,381)	(264,154)	(1,072,872)	(149,556)
<b>Net profit for the period before taxation</b>	<b>80,172,591</b>	<b>12,943,582</b>	<b>52,560,540</b>	<b>7,328,217</b>
Taxation	-	-	-	-
<b>Net profit for the period after taxation</b>	<b>80,172,591</b>	<b>12,943,582</b>	<b>52,560,540</b>	<b>7,328,217</b>
<b>Allocation of net profit for the period:</b>				
Net profit for the period after taxation	80,172,591	12,943,582		
Income already paid on units redeemed	(24,903,295)	(2,797,701)		
	<b>55,269,296</b>	<b>10,145,881</b>		
<b>Accounting income available for distribution</b>				
- Relating to capital gains	1,889,514	-		
- Excluding capital gains	53,379,782	10,145,881		
	<b>55,269,296</b>	<b>10,145,881</b>		



CFO & Company Secretary

The General Manager  
Pakistan Stock Exchange Limited  
Stock Exchange Building, Stock Exchange Road,  
Karachi

## FAYSAL INCOME & GROWTH FUND Financial results for the half year ended December 31, 2019

We are pleased to inform you that the Board of Directors of Faysal Asset Management Limited, the management company of Faysal Income & Growth Fund in its meeting held on January 31, 2020 at 03:00 p.m at Faysal Asset Management Company Limited, West Wing, 7<sup>th</sup> floor Faysal House, ST-02, Shahrah-e-faisal, Karachi has approved the following financial results of the Fund for the half year ended December 31, 2019.

	Six months period ended December 31		Quarter ended December 31	
	2019	2018	2019	2018
	(Rupees)		(Rupees)	
<b>Income</b>				
Profit earned on government securities	21,314,218	14,662,629	11,299,820	7,677,843
Profit on balances with banks	18,912,620	20,645,913	9,793,583	9,602,232
Realised gain on sale of investments - net	1,099,927	-	1,314,335	-
	<u>41,326,765</u>	<u>35,308,542</u>	<u>22,407,738</u>	<u>17,280,075</u>
Unrealised (diminution) / appreciation on re-measurement of investments 'classified' at fair value through profit or loss'	(5,318,548)	(2,879,194)	(5,563,127)	1,634,938
<b>Total income</b>	<u>36,008,217</u>	<u>32,429,348</u>	<u>16,844,611</u>	<u>18,915,013</u>
<b>Operating expenses</b>				
Remuneration of Faysal Asset Management Limited - the Management Company	4,344,398	6,102,070	2,266,384	2,761,095
Sindh sales tax on remuneration of the Management Company	573,474	793,266	302,184	358,938
Allocated expenses	289,372	397,990	151,093	178,015
Remuneration to Central Depository Company of Pakistan Limited the Trustee	217,224	691,595	113,319	312,936
Sindh sales tax on remuneration of the Trustee	28,673	89,907	15,109	40,679
Transaction charges	210,428	277,362	86,788	156,709
Bank charges	10,200	18,890	4,444	4,171
Auditors' remuneration	284,280	284,280	142,140	142,140
Annual fee to the Securities and Exchange Commission of Pakistan	57,938	303,802	30,219	138,055
Fees and subscription	139,167	154,167	69,584	84,583
Printing charges and other expenses	-	3,070	-	-
<b>Total operating expenses</b>	<u>6,155,154</u>	<u>9,116,399</u>	<u>3,181,264</u>	<u>4,177,321</u>
<b>Net profit from operating activities</b>	<u>29,853,063</u>	<u>23,312,949</u>	<u>13,663,347</u>	<u>14,737,692</u>
Provision for Sindh Workers' Welfare Fund	597,061	466,259	273,267	294,754
<b>Net profit for the period before taxation</b>	<u>29,256,002</u>	<u>22,846,690</u>	<u>13,390,080</u>	<u>14,442,938</u>
Taxation	-	-	-	-
<b>Net profit for the period after taxation</b>	<u>29,256,002</u>	<u>22,846,690</u>	<u>13,390,080</u>	<u>14,442,938</u>
<b>Allocation of net profit for the period:</b>				
Net profit for the period	29,256,002	22,846,690		
Income already paid on units redeemed	(1,734,700)	-		
	<u>27,521,302</u>	<u>22,846,690</u>		
<b>Accounting income available for distribution</b>				
- Relating to capital gains	-	-		
- Excluding capital gains	27,521,302	22,846,690		
	<u>27,521,302</u>	<u>22,846,690</u>		

*Carachan*

CFO & Company Secretary

The General Manager  
Pakistan Stock Exchange Limited  
Stock Exchange Building, Stock Exchange Road,  
Karachi

FAYSAL ISLAMIC SAVINGS GROWTH FUND  
Financial results for the half year ended December 31, 2019

We are pleased to inform you that the Board of Directors of Faysal Asset Management Limited, the management company of Faysal Islamic Savings Growth Fund in its meeting held on January 31, 2020 at 03:00 p.m at Faysal Asset Management Company Limited, West Wing, 7<sup>th</sup> floor Faysal House, ST-02, Shahrah-e-faisal, Karachi has approved the following financial results of the Fund for the half year ended December 31, 2019.

	Half year ended December 31,		Quarter ended December 31,	
	2019	2018	2019	2018
	----- (Rupees) -----		----- (Rupees) -----	
<b>Income</b>				
Profit earned on debt securities	48,695,049	23,575,497	21,462,355	13,150,034
Income on commercial papers	3,081,060	-	3,081,060	-
Profit on balances with banks	59,222,408	18,140,717	36,501,198	9,238,628
Realised (loss) / gain on sale of investments - net	796,417	(542,898)	3,204,855	(542,898)
Unrealised diminution on re-measurement of investments classified as 'at fair value through profit or loss' - net	(5,410,077)	(486,214)	(5,211,386)	(1,637,919)
<b>Total income</b>	<b>106,384,857</b>	<b>40,687,102</b>	<b>59,038,082</b>	<b>20,207,845</b>
<b>Operating expenses</b>				
Remuneration of Faysal Asset Management Limited - the Management Company	10,915,935	4,997,034	6,120,433	2,560,400
Sindh sales tax on remuneration of the Management Company	1,419,072	649,614	795,657	332,852
Remuneration to Central Depository Company of Pakistan Limited - the Trustee	616,338	861,774	333,204	427,632
Sindh sales tax on remuneration of the Trustee	80,124	112,031	43,316	55,593
Auditor's remuneration	250,432	253,184	126,592	126,592
Annual fee to the Securities and Exchange Commission of Pakistan	164,356	386,917	88,838	191,909
Fees and subscription	123,396	139,752	62,376	77,376
Transaction charges	245,845	223,366	154,150	129,671
Printing and other expenses	-	3,435	-	-
Bank charges	19,579	14,861	9,454	3,875
<b>Total operating expenses</b>	<b>13,835,077</b>	<b>7,641,968</b>	<b>7,734,020</b>	<b>3,905,900</b>
<b>Net profit from operating activities</b>	<b>92,549,780</b>	<b>33,045,134</b>	<b>51,304,062</b>	<b>16,301,945</b>
Provision for Sindh Workers' Welfare Fund	(1,850,996)	(665,902)	(1,023,082)	(331,039)
<b>Net profit for the period before taxation</b>	<b>90,698,784</b>	<b>32,379,232</b>	<b>50,280,981</b>	<b>15,970,906</b>
Taxation	-	-	-	-
<b>Net profit for the period after taxation</b>	<b>90,698,784</b>	<b>32,379,232</b>	<b>50,280,981</b>	<b>15,970,906</b>
<b>Allocation of net profit for the period:</b>				
Net profit for the period after taxation	90,698,784	32,379,232		
Income already paid on units redeemed	(10,105,250)	(1,987,287)		
	<b>80,593,534</b>	<b>30,391,945</b>		
<b>Accounting income available for distribution</b>				
- Relating to capital gains	-	-		
- Excluding capital gains	80,593,534	30,391,945		
	<b>80,593,534</b>	<b>30,391,945</b>		

*Qasim Anjum*

CFO & Company Secretary

January 31, 2020

The General Manager  
Pakistan Stock Exchange Limited  
Stock Exchange Building, Stock Exchange Road,  
Karachi

**FAYSAL SAVINGS GROWTH FUND**  
Financial results for the half year ended December 31, 2019

We are pleased to inform you that the Board of Directors of Faysal Asset Management Limited, the management company of Faysal Savings Growth Fund in its meeting held on January 31, 2020 at 03:00 p.m at Faysal Asset Management Company Limited, West Wing, 7<sup>th</sup> floor Faysal House, ST-02, Shahrah-e-faisal, Karachi has approved the following financial results of the Fund for the half year ended December 31, 2019.

	Half Year Ended December 31		Quarter Ended December 31	
	2019	2018	2019	2018
	----- (Rupees) -----		----- (Rupees) -----	
<b>INCOME</b>				
Profit earned on government securities	66,812,681	44,859,441	35,404,952	23,418,803
Mark-up earned on commercial papers	873,078	688,155	873,078	-
Income from Margin Trading System (MTS)	261,094	17,749,370	261,094	7,418,686
Return on balances with banks	41,997,403	28,417,965	20,781,223	16,905,946
Capital gain / (loss) on sale of investments	1,604,014	(476,009)	655,091	(78,412)
Unrealised diminution on revaluation of investment classified as 'at fair value through profit or loss' - net	(8,242,046)	(10,674,754)	(7,207,774)	(2,186,721)
<b>Total income</b>	<b>103,306,224</b>	<b>80,564,168</b>	<b>50,767,664</b>	<b>45,478,302</b>
<b>OPERATING EXPENSES</b>				
Remuneration of Faysal Asset Management Limited - the Management Company	11,948,149	15,509,246	6,066,714	7,580,739
Sindh sales tax on remuneration of the Management Company	1,554,375	2,016,202	784,705	985,496
Remuneration of the Central Depository Company of Pakistan Limited - the Trustee	601,804	1,307,391	302,639	643,841
Sindh sales tax on remuneration of the Trustee	78,246	169,961	39,761	83,700
Allocated expenses	797,186	1,035,161	404,888	505,467
Auditors' remuneration	296,840	301,760	150,880	150,880
Annual fee to the Securities and Exchange Commission of Pakistan	158,171	775,462	79,752	379,037
Fees and subscription	149,930	167,415	76,208	91,208
Transaction charges	751,302	2,234,689	410,757	980,984
Printing and other expenses	20,256	-	-	-
<b>Total operating expenses</b>	<b>16,356,259</b>	<b>23,517,287</b>	<b>8,316,304</b>	<b>11,401,352</b>
<b>Net profit from operating activities</b>	<b>86,949,965</b>	<b>57,046,881</b>	<b>42,451,360</b>	<b>34,076,950</b>
Provision for Sindh Workers' Welfare Fund (SWWF)	(1,738,999)	(1,140,937)	(848,622)	(681,539)
<b>Net profit for the period before taxation</b>	<b>85,210,966</b>	<b>55,905,944</b>	<b>41,602,738</b>	<b>33,395,411</b>
Taxation	-	-	-	-
<b>Net profit for the period after taxation</b>	<b>85,210,966</b>	<b>55,905,944</b>	<b>41,602,738</b>	<b>33,395,411</b>
<b>Allocation of net profit for the period:</b>				
Net profit for the period after taxation	85,210,966	55,905,944		
Income already paid on units redeemed	(3,307,678)	(1,927,387)		
	<b>81,903,288</b>	<b>53,978,557</b>		
<b>Accounting income available for distribution</b>				
- Relating to capital gains	-	-		
- Excluding capital gains	81,903,288	53,978,557		
	<b>81,903,288</b>	<b>53,978,557</b>		

*A. S. A. S.*

CFO & Company Secretary

The General Manager  
Pakistan Stock Exchange Limited  
Stock Exchange Building, Stock Exchange Road,  
Karachi

## FAYSAL MONEY MARKET FUND Financial results for the half year ended December 31, 2019

We are pleased to inform you that the Board of Directors of Faysal Asset Management Limited, the management company of Faysal Money Market Fund in its meeting held on January 31, 2020 at 03:00 p.m at Faysal Asset Management Company Limited, West Wing, 7<sup>th</sup> floor Faysal House, ST-02, Shahrah-e-faisal, Karachi has approved the following financial results of the Fund for the half year ended December 31, 2019.

	Six months period ended December 31,		Quarter ended December 31,	
	2019	2018	2019	2018
----- (Rupees) -----				
<b>Income</b>				
Profit earned on government securities	73,520,765	37,566,818	39,690,166	14,366,629
Profit on balances with banks	117,467,938	54,509,438	68,626,634	37,195,910
Return on letters of placement	8,666,972	1,783,562	7,482,726	335,617
Return on commercial papers and short term sukuk certificates	34,718,183	-	20,784,859	-
Unrealised diminution on re-measurement of investments classified 'at fair value through profit or loss'	(4,279,321)	(1,465,368)	(4,200,243)	(1,125,429)
<b>Total income</b>	<b>230,094,537</b>	<b>92,394,450</b>	<b>132,384,142</b>	<b>50,772,727</b>
<b>Operating Expenses</b>				
Remuneration of Faysal Asset Management Limited - the Management Company	13,216,364	7,987,835	7,567,647	3,917,181
Sindh sales tax on remuneration of the Management Company	1,718,127	1,038,419	983,794	509,234
Remuneration to Central Depository Company of Pakistan Limited - the Trustee	1,085,241	1,197,657	553,616	601,291
Sindh sales tax on remuneration of the Trustee	141,081	155,695	71,886	78,167
Transaction costs	287,987	99,406	166,859	55,800
Bank charges	27,954	40,926	12,505	12,629
Auditors' remuneration	227,652	228,896	113,204	114,448
SECP annual fee	333,920	819,571	185,854	412,248
Fees and subscriptions	153,965	169,657	76,562	92,254
Printing and other expenses	-	4,041	-	2,346
<b>Total operating expenses</b>	<b>17,192,291</b>	<b>11,742,103</b>	<b>9,731,927</b>	<b>5,795,598</b>
<b>Net profit from operating activities</b>	<b>212,902,246</b>	<b>80,652,347</b>	<b>122,652,215</b>	<b>44,977,129</b>
Provision for Sindh Workers' Welfare Fund (SWWF)	4,258,045	1,613,046	2,453,104	899,542
<b>Net profit for the period before taxation</b>	<b>208,644,201</b>	<b>79,039,301</b>	<b>120,199,111</b>	<b>44,077,587</b>
Taxation	-	-	-	-
<b>Net profit for the period after taxation</b>	<b>208,644,201</b>	<b>79,039,301</b>	<b>120,199,111</b>	<b>44,077,587</b>
<b>Allocation of net profit for the period</b>				
Net profit for the period	208,644,201	79,039,301		
Income already paid on units redeemed	(47,873,650)	(3,705,773)		
	<b>160,770,551</b>	<b>75,333,528</b>		
<b>Accounting income available for distribution</b>				
- Relating to capital gains	-	-		
- Excluding capital gains	160,770,551	75,333,528		
	<b>160,770,551</b>	<b>75,333,528</b>		

*Aisya Khan*

CFO & Company Secretary

The General Manager  
Pakistan Stock Exchange Limited  
Stock Exchange Building, Stock Exchange Road,  
Karachi

## FAYSAL SHARIA PLANNING FUND Financial results for the half year ended December 31, 2019

We are pleased to inform you that the Board of Directors of Faysal Asset Management Limited, the management company of Faysal Sharia Planning Fund in its meeting held on January 31, 2020 at 03:00 p.m at Faysal Asset Management Company Limited, West Wing, 7<sup>th</sup> floor Faysal House, ST-02, Shahrah-e-faisal, Karachi has approved the following financial results of the Fund for the half year ended December 31, 2019.

	For the period from July 9, 2019 to December 31, 2019	For the period from September 27, 2019 to December 31, 2019	Total	For the quarter ended December 31, 2019		
	Capital Preservation Plan - I	Capital Preservation Plan - II		Capital Preservation Plan - I	Capital Preservation Plan - II	Total
	(Rupees)		(Rupees)			
<b>INCOME</b>						
Profit earned on balances with banks	56,190,829	30,112,824	86,303,653	25,469,938	28,849,368	54,319,306
Load income	2,785,309	354,408	3,139,717	1,762,031	354,408	2,116,439
Gain on disposal of investments - net	6,815,034	7,697,099	14,512,133	6,815,034	7,697,099	14,512,133
	<u>65,791,172</u>	<u>38,164,331</u>	<u>103,955,503</u>	<u>34,047,003</u>	<u>36,900,875</u>	<u>70,947,878</u>
Unrealised gain on investments classified as at fair value through profit or loss - net	1,690,734	2,110,345	3,801,079	1,690,734	2,110,345	3,801,079
<b>Total income</b>	<u>67,481,906</u>	<u>40,274,676</u>	<u>107,756,582</u>	<u>35,737,737</u>	<u>39,011,220</u>	<u>74,748,957</u>
<b>EXPENSES</b>						
Remuneration of Faysal Asset Management Limited - the Management Company	6,567,656	3,373,459	9,941,115	2,941,310	3,239,091	6,180,401
Sindh sales tax on remuneration of the Management Company	853,796	438,550	1,292,346	382,384	420,784	803,168
Remuneration of Central Depository Company of Pakistan Limited - the Trustee	353,158	212,993	566,151	183,932	206,723	390,655
Sindh sales tax on remuneration of the Trustee	45,910	27,689	73,599	23,911	26,820	50,731
Annual fee of the Securities and Exchange Commission of Pakistan	100,902	60,855	161,757	52,573	59,063	111,636
Auditor's remuneration	181,493	113,433	294,926	109,851	109,851	219,702
Amortisation of preliminary expenses and floatation costs	56,265	-	56,265	55,660	-	55,660
Fees, subscription and other charges	582,547	400,254	982,801	527,919	397,523	925,442
Bank charges	3,608	2,333	5,941	3,608	2,333	5,941
<b>Total operating expenses</b>	<u>8,745,335</u>	<u>4,629,566</u>	<u>13,374,901</u>	<u>4,281,148</u>	<u>4,462,188</u>	<u>8,743,336</u>
<b>Net income from operating activities</b>	<u>58,736,571</u>	<u>35,645,110</u>	<u>94,381,681</u>	<u>31,456,589</u>	<u>34,549,032</u>	<u>66,005,621</u>
Provision for Sindh Workers' Welfare Fund	(1,174,728)	(712,900)	(1,887,628)	(629,128)	(690,978)	(1,320,106)
<b>Net profit for the period before taxation</b>	<u>57,561,843</u>	<u>34,932,210</u>	<u>92,494,053</u>	<u>30,827,461</u>	<u>33,858,054</u>	<u>64,685,515</u>
Taxation	-	-	-	-	-	-
<b>Net profit for the period after taxation</b>	<u>57,561,843</u>	<u>34,932,210</u>	<u>92,494,053</u>	<u>30,827,461</u>	<u>33,858,054</u>	<u>64,685,515</u>
<b>Allocation of net profit for the period:</b>						
Net profit for the period after taxation	57,561,843	34,932,210	92,494,053			
Income already paid on units redeemed	(1,775,361)	(315,684)	(2,091,045)			
	<u>55,786,482</u>	<u>34,616,526</u>	<u>90,403,008</u>			
<b>Accounting income available for distribution:</b>						
- Relating to capital gains	8,505,768	9,807,444	18,313,212			
- Excluding capital gains	47,280,714	24,809,082	72,089,796			
	<u>55,786,482</u>	<u>34,616,526</u>	<u>90,403,008</u>			

*Asim Anwar*

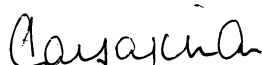
CFO & Company Secretary

The General Manager  
Pakistan Stock Exchange Limited  
Stock Exchange Building, Stock Exchange Road,  
Karachi

FAYSAL HALAL AMDANI FUND  
Financial results for the half year ended December 31, 2019

We are pleased to inform you that the Board of Directors of Faysal Asset Management Limited, the management company of Faysal Halal Amdani Fund in its meeting held on January 31, 2020 at 03:00 p.m at Faysal Asset Management Company Limited, West Wing, 7<sup>th</sup> floor Faysal House, ST-02, Shahrah-e-faisal, Karachi has approved the following financial results of the Fund for the half year ended December 31, 2019.

	<b>For the period from October 10, 2019 to December 31, 2019 (Un-audited) (Rupees)</b>
<b>Income</b>	
Profit earned on Sukuk certificates	3,367,697
Profit earned on commercial papers	2,918,274
Profit earned on balances with banks	19,468,131
<b>Total income</b>	<u>25,754,102</u>
<b>Expenses</b>	
Remuneration of Faysal Asset Management Limited - the Management Company	1,150,298
Sindh sales tax on remuneration of the Management Company	150,244
Remuneration to Central Depository Company of Pakistan Limited - the Trustee	117,528
Sindh sales tax on remuneration of the Trustee	16,104
Annual fee to the Securities and Exchange Commission of Pakistan	36,158
Allocated expenses	180,820
Transaction costs	12,430
Bank and settlement charges	12,894
Auditors' remuneration	110,400
Fees and subscription charges	67,675
Printing charges	6,900
Amortisation of preliminary expenses and flotation costs	34,410
<b>Total operating expenses</b>	<u>1,895,861</u>
<b>Net profit from operating activities</b>	<u>23,858,241</u>
Provision of Sindh Workers' Welfare Fund	(477,165)
<b>Net profit for the period before taxation</b>	<u>23,381,076</u>
Taxation	-
<b>Net profit for the period after taxation</b>	<u>23,381,076</u>
<b>Allocation of net profit for the period</b>	
Net profit for the period after taxation	23,381,076
Income already paid on units redeemed	(15,137,998)
	<u>8,243,078</u>
<b>Accounting income available for distribution</b>	
- Relating to capital gains	-
- Excluding capital gains	8,243,078
	<u>8,243,078</u>



CFO & Company Secretary

The General Manager  
Pakistan Stock Exchange Limited  
Stock Exchange Building, Stock Exchange Road,  
Karachi

**FAYSAL ACTIVE PRINCIPAL PRESERVATION PLAN**  
Financial results for the half year ended December 31, 2019

We are pleased to inform you that the Board of Directors of Faysal Asset Management Limited, the management company of Faysal Active Principal Preservation Plan in its meeting held on January 31, 2020 at 03:00 p.m at Faysal Asset Management Company Limited, West Wing, 7<sup>th</sup> floor Faysal House, ST-02, Shahrah-e-faisal, Karachi has approved the following financial results of the Fund for the half year ended December 31, 2019.

	(Un-audited) For the period from December 19, 2019 to December 31, 2019 ----- (Rupees) -----
<b>Income</b>	
Profit earned on balances with banks	3,081,982
Net unrealised appreciation on re-measurement of investments at 'fair value through profit or loss'	413,689
<b>Total income</b>	<u>3,495,671</u>
<b>Operating expenses</b>	
Remuneration of Faysal Asset Management Limited - the Management Company	234,081
Sindh sales tax on remuneration of the Management company	30,431
Remuneration to Central Depository Company of Pakistan Limited - the Trustee	16,386
Sindh sales tax on remuneration of the Trustee	2,130
Annual fee to the Securities and Exchange Commission of Pakistan	4,682
Auditor's remuneration	24,742
Amortisation of preliminary expenses and floatation costs	2,964
Fees and subscription charges	17,320
Printing charges	1,547
<b>Total operating expenses</b>	<u>334,283</u>
<b>Net profit from operating activities</b>	3,161,388
Provision for Sindh Workers' Welfare Fund	(63,228)
<b>Net profit for the period before taxation</b>	<u>3,098,160</u>
Taxation	-
<b>Net profit for the period after taxation</b>	<u>3,098,160</u>
<b>Allocation of net profit for the period:</b>	
Net profit for the period after taxation	3,098,160
Income already paid on units redeemed	-
	<u>3,098,160</u>
<b>Accounting income available for distribution:</b>	
- Relating to capital gains	-
- Excluding capital gains	<u>3,098,160</u>
	<u>3,098,160</u>

*Chaisa Khan*


CFO & Company Secretary

The General Manager  
Pakistan Stock Exchange Limited  
Stock Exchange Building, Stock Exchange Road,  
Karachi

FAYSAL FINANCIAL VALUE FUND  
Financial results for the half year ended December 31, 2019

We are pleased to inform you that the Board of Directors of Faysal Asset Management Limited, the management company of Faysal Financial Value Fund in its meeting held on January 31, 2020 at 03:00 p.m at Faysal Asset Management Company Limited, West Wing, 7<sup>th</sup> floor Faysal House, ST-02, Shahrah-e-faisal, Karachi has approved the following financial results of the Fund for the half year ended December 31, 2019.

	(Un-audited) For the period from December 27, 2019 to December 31, 2019 (Rupees)
<b>Income</b>	
Profit on balances with banks	287,152
<b>Operating expenses</b>	
Remuneration of Faysal Asset Management Limited - the Management Company	5,250
Sindh sales tax on remuneration of the Management Company	683
Remuneration to Central Depository Company of Pakistan Limited - the Trustee	4,200
Sindh sales tax on remuneration of the Trustee	546
Annual fee to the Securities and Exchange Commission of Pakistan	420
Auditors' remuneration	9,996
Fees and subscriptions	2,995
Amortisation of preliminary expenses and floatation cost	2,188
Printing charges	535
<b>Total operating expenses</b>	<u>26,813</u>
<b>Net profit from operating activities</b>	<u>260,339</u>
Provision for Sindh Workers' Welfare Fund (SWWF)	(5,210)
<b>Net profit for the period before taxation</b>	<u>255,129</u>
Taxation	-
<b>Net profit for the period after taxation</b>	<u><u>255,129</u></u>
<b>Allocation of net profit for the period</b>	
Net profit for the period after taxation	255,129
Income already paid on units redeemed	-
	<u><u>255,129</u></u>
<b>Accounting income available for distribution</b>	
- Relating to capital gains	-
- Excluding capital gains	255,129
	<u><u>255,129</u></u>



CFO & Company Secretary