

Faysal Asset Management

24 April 2019

The General Manager
Pakistan Stock Exchange Limited
Stock Exchange Building
Stock Exchange Road
Karachi

Dear Sir

FINANCIAL RESULTS FOR THE QUARTER AND NINE MONTHS ENDED 31 MARCH 2019

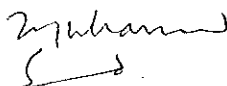
We would like to inform you that Board of Directors of Faysal Asset Management Limited, at its meeting held on Wednesday, 24 April 2019 at Karachi has approved financial results of following funds for the quarter and nine months ended 31 March 2019.

- 1) Faysal Stock Fund (Formerly Faysal Balanced Growth Fund) (FSF)
- 2) Faysal Income & Growth Fund (FIGF)
- 3) Faysal Savings Growth Fund (FSGF)
- 4) Faysal Islamic Savings Growth Fund (FISGF)
- 5) Faysal Money Market Fund (FMMF)
- 6) Faysal Financial Sector Opportunity Fund (FFSOF)
- 7) Faysal Asset Allocation Fund (FAAF)
- 8) Faysal Islamic Asset Allocation Fund (FIAAF) and
- 9) Faysal MTS Fund (FMTSF)

Financial results of the above funds for the quarter and nine months ended 31 March 2019 are enclosed.

Yours faithfully

for and on behalf of Faysal Asset Management Ltd.



M Shahzad

Acting Chief Financial Officer and Acting Company Secretary



Faysal Asset Management

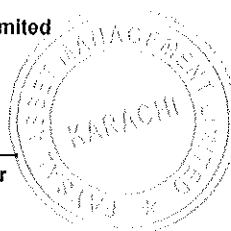
**FAYSAL STOCK FUND
CONDENSED INTERIM INCOME STATEMENT
FOR THE NINE MONTHS ENDED MARCH 31, 2019 (Un-audited)**

	Nine months ended March 31,		Quarter ended March 31,	
	2019	2018	2019	2018
	----- (Rupees) -----		----- (Rupees) -----	
Income				
Dividend income from investments classified as- at fair value through profit or loss'	5,718,562	4,716,925	3,214,505	1,112,200
Profit earned on debt securities classified as 'at fair value through profit or loss'	-	1,338,021	-	-
Return on bank balances	2,241,081	2,686,798	1,347,617	820,776
Other income	-	75,821	-	-
Net (loss) / gain on investments 'at fair value through profit or loss' -				
- Net capital loss on sale of investments	(37,097,772)	(28,918,389)	(40,084,282)	1,331,389
- Net unrealised (loss) / gain on revaluation of investments	5,332,483	(2,442,284)	20,329,945	13,225,417
	(31,765,289)	(31,360,673)	(19,754,337)	14,556,806
Total loss	(23,805,646)	(22,543,108)	(15,192,215)	16,489,782
Expenses				
Remuneration of the Management Company	2,951,259	3,299,654	1,642,800	896,636
Sales tax on Management fee	383,665	428,957	213,561	116,561
Reimbursement of expenses to the Management Company	146,747	163,792	85,105	44,314
Remuneration of the Trustee	525,480	528,653	349,041	172,603
Sales tax on Trustee fee	68,314	68,726	45,377	22,439
Brokerage charges	779,789	550,986	423,981	252,097
Bank charges	33,404	23,133	25,870	7,643
Auditors' remuneration	533,204	631,969	354,172	202,140
SECP annual fee	140,185	140,460	78,033	38,107
Fees and subscription	151,991	151,161	103,476	53,820
Settlement charges, federal excise duty and capital value tax	534,728	480,239	328,061	144,727
Printing charges and other expenses	1,961	199,920	-	65,836
Total expenses	6,250,727	6,667,650	3,649,477	2,016,923
Net loss for the period before taxation	(30,056,373)	(29,210,758)	(18,841,692)	14,472,859
Taxation	-	-	-	-
Net loss for the period before taxation	(30,056,373)	(29,210,758)	(18,841,692)	14,472,859
Allocation of net income for the period				
Net income for the period	-	-	-	-
Income already paid on units redeemed	-	-	-	-
Accounting income available for distribution				
Relating to capital gains	-	-	-	-
Excluding capital gains	-	-	-	-

For Faysal Asset Management Limited
(Management Company)

M. Zubair

Acting Chief Financial Officer




Faysal Asset Management

**FAYSAL INCOME & GROWTH FUND
CONDENSED INTERIM INCOME STATEMENT
FOR THE NINE MONTHS AND QUARTER ENDED MARCH 31, 2019 (UN-AUDITED)**

	Nine months ended March 31,		Quarter ended March 31,	
	2019	2018	2019	2018
	----- (Rupees) -----		----- (Rupees) -----	
Income				
Return on bank balances	31,007,372	38,505,383	10,361,459	13,210,874
At fair value through profit or loss				
- Profit earned on debt securities	23,364,318	18,444,853	8,701,689	5,382,549
- Net capital gain on sale of investments	-	2,862,518	-	3,466,196
- Net unrealized loss on revaluation of investments	(3,105,256)	(4,135,055)	(228,062)	(2,537,081)
Other income	-	925,000	-	925,000
Total income	51,266,434	56,602,699	18,837,086	20,447,538
Expenses				
Remuneration of the Management Company	8,649,503	11,907,413	2,547,433	3,851,568
Sales tax on Management fee	1,124,436	1,547,966	331,170	500,709
Remuneration of the Trustee	977,626	1,304,479	286,031	420,050
Sales tax on Trustee fee	127,095	169,582	37,188	54,603
Brokerage charges	-	69,355	-	26,616
Bank charges	19,681	28,012	791	10,001
Auditors' remuneration	423,330	515,332	139,050	159,750
SECP annual fee	431,175	593,995	127,373	191,222
Fees and subscription	222,237	194,725	68,070	63,985
Settlement charges, federal excise duty and capital value tax	430,701	553,327	153,339	275,570
Printing charges and other expenses	3,384	140,904	314	41,557
Reimbursement of expenses to the Management Company	573,735	770,224	175,745	296,513
Provision of Sindh Workers' Welfare Fund (SWWF)	765,671	776,159	299,412	291,119
Total expenses	13,748,574	18,571,473	4,165,916	6,183,263
Net income for the period before taxation	37,517,860	38,031,226	14,671,170	14,264,275
Taxation	-	-	-	-
Net income for the period after taxation	37,517,860	38,031,226	14,671,170	14,264,275
Allocation of net income for the period				
Net income for the period	37,517,860	38,031,226	14,671,170	14,264,275
Income already paid on units redeemed	(1,924,911)	(15,204,925)	(1,924,911)	(15,204,925)
	35,592,949	22,826,301	12,746,259	(940,650)
Accounting income available for distribution				
Relating to capital gains	-	-	-	929,115
Excluding capital gains	35,592,949	22,826,301	12,746,259	(1,869,765)
	35,592,949	22,826,301	12,746,259	(940,650)

For Faysal Asset Management Limited
(Management Company)


Acting Chief Financial Officer



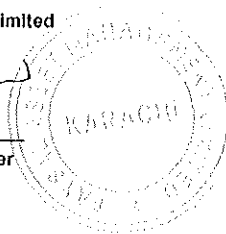
Faysal Asset Management

FAYSAL SAVINGS GROWTH FUND
CONDENSED INTERIM INCOME STATEMENT
FOR THE NINE MONTHS & QUARTER ENDED MARCH 31, 2019 (UN-AUDITED)

	For the nine months ended March 31,		For the quarter ended March 31,	
	2019	2018	2019	2018
	----- (Rupees) -----		----- (Rupees) -----	
Income				
Profit earned on debt and government securities at fair value through profit or loss'	70,965,789	58,796,048	26,106,348	14,326,334
Mark-up earned on letter of placements, commercial papers and clean placements - 'at amortised cost'	688,155	4,226,593	-	1,376,223
Income from Margin Trading System (MTS)	22,327,087	8,060,093	4,577,717	1,798,111
Return on bank balances and term deposit receipts	50,978,079	74,032,868	22,560,114	17,931,134
Other income	-	1,200,000	-	-
Net loss on investments - 'at fair value through profit or loss':				
- Net capital loss on sale of investments	(729,873)	(3,487,561)	(253,864)	270,553
- Net unrealized loss on revaluation of investments	(13,366,216)	(933,649)	(2,691,462)	684,605
Total Income	130,863,021	141,894,392	50,298,853	36,386,960
Expenses				
Remuneration of the Management Company	22,580,161	32,153,331	7,070,915	8,720,703
Sales tax on Management fee	2,935,421	4,179,933	919,219	1,133,691
Reimbursement of expense to the Management Company	1,507,284	2,138,082	472,123	574,972
Remuneration of the Trustee	1,917,684	2,473,040	610,293	716,637
Sales tax on Trustee fee	249,299	321,495	79,338	93,163
Brokerage charges	31,042	264,788	748	110,653
Bank charges	41,047	71,458	14,654	6,132
Auditors' remuneration	459,480	549,150	157,720	166,660
SECP annual fee	1,129,008	1,607,543	353,546	435,912
Fees and subscription	241,965	225,870	74,550	73,722
Settlement charges and federal excise duty	2,962,309	1,436,089	784,307	339,371
Printing charges and other expenses	-	230,040	-	73,640
Provision for Sindh Workers' Welfare Fund (SWWF)	1,936,167	1,924,872	795,230	597,408
Total expenses	35,990,867	47,575,691	11,332,643	13,042,664
Net Income for the period before taxation	94,872,154	94,318,701	38,966,210	23,344,296
Taxation	-	-	-	-
Net income for the period after taxation	94,872,154	94,318,701	38,966,210	23,344,296
Allocation of net income for the period				
Net income for the period	94,872,154	94,318,701	38,966,210	23,344,296
Income already paid on units redeemed	(9,512,831)	(28,113,511)	(7,585,444)	(14,877,544)
	85,359,323	66,205,190	31,380,766	8,466,752
Accounting income available for distribution				
Relating to capital gains	-	-	-	-
Excluding capital gains	85,359,323	66,205,190	31,380,766	8,466,752
	85,359,323	66,205,190	31,380,766	8,466,752

For Faysal Asset Management Limited
(Management Company)

Muhammad
Acting Chief Financial Officer



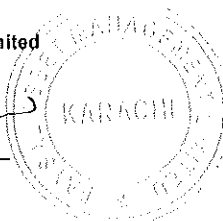
Faysal Asset Management

FAYSAL ISLAMIC SAVINGS GROWTH FUND
CONDENSED INTERIM INCOME STATEMENT
FOR THE NINE MONTHS AND QUARTER ENDED MARCH 31, 2019 (UN-AUDITED)

	For the nine months ended March 31,		For the quarter ended March 31,	
	2019 (Rupees)	2018 (Rupees)	2019 (Rupees)	2018 (Rupees)
Income				
Profit earned on sukuk certificates classified as:				
at fair value through profit or loss'	38,108,570	25,753,873	16,717,361	9,090,822
Return on bank balances and term deposit receipts	29,915,274	26,597,918	11,774,557	7,600,306
Return on certificate of musharika classified as- 'at ammortised cost'	813,698	5,344,032	(1,370,590)	1,864,080
Net (loss) / gain on investments:				
- Net capital loss on sale of investments classified as:				
-'at fair value through profit or loss'	(1,588,053)	180,142	(1,045,155)	260,048
- Net unrealized (loss) / gain on revaluation of investments classified as -'at fair value through profit or loss'	(1,396,484)	(1,617,768)	(910,270)	(1,150,777)
	(2,984,537)	(1,437,626)	(1,955,425)	(890,729)
Total income	65,853,005	56,258,197	25,165,903	17,664,479
Expenses				
Remuneration of the Management Company	7,756,557	12,061,281	2,759,523	2,713,563
Sales tax on management fee	1,008,352	1,567,967	358,738	352,763
Remuneration of the Trustee	1,289,285	1,419,624	427,511	452,382
Sales tax on trustee fee	167,607	184,548	55,576	58,809
Brokerage	31,619	53,770	-	19,500
Bank charges	20,530	81,495	5,669	8,285
Auditors' remuneration	377,024	445,653	123,840	139,149
SECP annual fee	580,398	681,589	193,481	214,203
Fees and subscriptions	200,772	186,560	61,020	61,552
Settlement charges, federal excise duty and capital value tax	283,442	291,349	91,695	92,729
Printing and other expenses	-	230,384	(3,435)	61,830
Provision of Sindh Workers' Welfare Fund	1,082,748	781,080	416,846	269,795
Total expenses	12,798,334	17,985,300	4,490,464	4,444,560
Net income for the period before taxation	53,054,671	38,272,897	20,675,439	13,219,919
Taxation	-	-	-	-
Net income for the year after taxation	53,054,671	38,272,897	20,675,439	13,219,919
Allocation of net income for the period				
Net income for the period	53,054,671	38,272,897	20,675,439	13,219,919
Income already paid on units redeemed	(10,933,970)	(11,275,760)	(8,946,683)	(6,098,047)
	42,120,701	26,997,137	11,728,756	7,121,872
Accounting income available for distribution				
Relating to capital gains	-	-	-	-
Excluding capital gains	42,120,701	26,997,137	11,728,756	7,121,872
	42,120,701	26,997,137	11,728,756	7,121,872

For Faysal Asset Management Limited
(Management Company)

Muhammad
Acting Chief Financial Officer

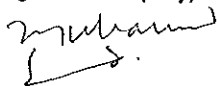


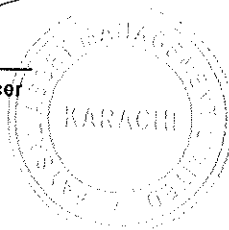
Faysal Asset Management

**FAYSAL MONEY MARKET FUND
CONDENSED INTERIM INCOME STATEMENT
FOR THE NINE MONTHS AND QUARTER ENDED MARCH 31, 2019 (UN-AUDITED)**

	Nine months ended March 31,		Quarter ended March 31,	
	2019	2018	2019	2018
	----- (Rupees) -----		----- (Rupees) -----	
Income				
Profit earned on government securities at fair value				
through profit or loss	59,703,427	45,548,433	22,136,609	22,857,080
Return on bank balances	104,340,871	37,377,460	49,831,433	10,685,923
Return on clean placements and certificate of investment - at amortised cost	3,140,714	7,236,086	1,357,152	2,169,998
Net capital loss on investments - at fair value				
through profit or loss	(1,648,753)	(37,083)	(183,385)	(16,580)
Total income	165,536,259	90,124,896	73,141,809	35,696,421
Expenses				
Remuneration of the Management Company	13,357,344	10,595,166	5,369,509	3,682,333
Sales tax on management fee	1,736,453	1,377,363	698,034	478,695
Remuneration of the Trustee	1,893,704	1,636,758	696,047	340,565
Sales tax on Trustee fee	246,182	213,012	90,487	44,507
Brokerage	153,701	140,555	54,295	52,992
Bank charges	56,928	81,337	16,002	34,354
Auditors' remuneration	340,856	427,842	111,960	131,128
SECP annual fee	1,330,684	1,076,290	511,113	428,212
Fees and subscriptions	245,377	190,363	75,720	61,569
Printing and other expenses	5,736	217,110	1,695	93,356
Provision for Sindh Workers' Welfare Fund (SWWF)	2,923,386	1,469,113	1,310,340	592,705
Total expenses	22,290,351	17,424,909	8,935,202	5,940,416
Net income for the period before taxation	143,245,908	72,699,987	64,206,607	29,756,005
Taxation	-	-	-	-
Net income for the period after taxation	143,245,908	72,699,987	64,206,607	29,756,005
Allocation of net income for the period				
Net income for the period	143,245,908	72,699,987	64,206,607	29,756,005
Income already paid on units redeemed	(23,293,858)	(50,910,548)	(19,588,085)	(26,304,552)
Accounting income available for distribution	119,952,050	21,789,439	44,618,522	3,451,453
Relating to capital gains	-	-	-	-
Excluding capital gains	119,952,050	21,789,439	44,618,522	3,451,453
	<u>119,952,050</u>	<u>21,789,439</u>	<u>44,618,522</u>	<u>3,451,453</u>

For Faysal Asset Management Limited
(Management Company)


Acting Chief Financial Officer



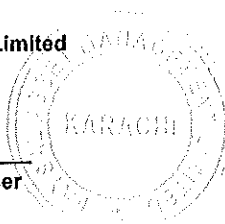
Faysal Asset Management

**FAYSAL FINANCIAL SECTOR OPPORTUNITY FUND
CONDENSED INTERIM INCOME STATEMENT
FOR THE NINE MONTHS AND QUARTER ENDED MARCH 31, 2019 (UN-AUDITED)**

	Nine months ended March 31,		Quarter ended March 31,	
	2019	2018	2019	2018
	----- (Rupees) -----		----- (Rupees) -----	
Income				
Return on bank balances	27,322,651	6,221,213	13,109,635	1,722,398
Return on commercial papers - at amortised cost	-	216,453	-	-
At fair value through profit or loss				
- Profit earned on debt securities	2,827,692	1,914,666	1,263,865	639,701
- Return on Government securities	83,119	-	-	-
- Net capital gain / (loss) on sale of investments	12,629	(36,740)	-	31,492
- Net unrealized loss on revaluation of investments	(626,478)	(351,595)	(96,457)	(87,360)
Total Income	29,619,613	7,963,997	14,277,043	2,306,231
Expenses				
Remuneration of the Management Company	1,582,353	614,905	657,328	177,126
Sales tax on Management fee	205,705	79,937	85,454	23,043
Reimbursement of expenses to the Management Company	313,086	120,919	128,762	35,429
Remuneration of the Trustee	538,011	207,945	223,496	59,816
Sales tax on Trustee fee	69,941	27,033	29,054	7,776
Brokerage charges	367	3,400	-	351
Bank charges	15,607	14,359	3,664	2,959
Auditors' remuneration	115,254	195,533	39,630	63,156
SECP annual fee	237,353	92,033	98,599	26,937
Fees and subscription	194,818	144,568	59,064	48,574
Settlement charges, federal excise duty and capital value tax	277,285	331,477	89,895	99,664
Amortisation of preliminary expenses and floatation costs	-	312,214	-	101,784
Printing charges and other expenses	-	163,665	-	53,851
Provision for Sindh Workers' Welfare Fund (SWWF)	521,397	113,100	257,243	32,095
Total expenses	4,071,177	2,421,088	1,672,189	732,561
Net income for the period before taxation	25,548,436	5,542,909	12,604,854	1,573,670
Taxation	-	-	-	-
Net income for the period after taxation	25,548,436	5,542,909	12,604,854	1,573,670
Allocation of net income for the period				
Net income for the period	25,548,436	5,542,909	12,604,854	1,573,670
Income already paid on units redeemed	(11,403,700)	(7,336,645)	(8,605,999)	(1,394,795)
	14,144,736	(1,793,736)	3,998,855	178,875
Accounting income available for distribution				
Relating to capital gains	-	-	-	-
Excluding capital gains	14,144,736	(1,793,736)	3,998,855	178,875
	14,144,736	(1,793,736)	3,998,855	178,875

For Faysal Asset Management Limited
(Management Company)


Acting Chief Financial Officer



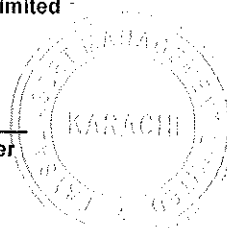
Faysal Asset Management

FAYSAL ASSET ALLOCATION FUND
CONDENSED INTERIM INCOME STATEMENT
FOR THE NINE MONTHS AND QUARTER ENDED MARCH 31, 2019 (UN-AUDITED)

	Nine months ended March 31,		Quarter ended March 31,	
	2019	2018	2019	2018
	------(Rupees)-----		------(Rupees)-----	
Income				
Dividend income on investments	3,498,041	6,250,970	770,805	1,571,020
Return on bank balances	4,266,717	4,276,208	1,550,353	985,077
Net unrealized loss on investments at fair value through profit or loss				
- Net capital loss on sale of investments	(12,932,526)	(65,266,045)	(1,328,530)	3,663,632
- Net unrealized (loss) / gain on revaluation of investments	(7,434,632)	1,941,665	3,733,574	21,404,092
	(20,367,158)	(63,324,380)	2,405,044	25,067,724
Total loss	(12,602,400)	(52,797,202)	4,726,202	27,623,821
Expenses				
Remuneration of the Management Company	2,320,778	4,794,854	653,057	1,513,693
Sales tax on management fee	301,702	623,324	84,898	196,777
Reimbursement of expenses to Management Company	116,553	239,529	32,670	75,930
Remuneration of the Trustee	525,480	571,814	172,603	178,407
Sales tax on Trustee fee	68,297	74,280	22,426	23,175
Brokerage	468,525	1,024,091	33,426	538,671
Bank charges	24,484	39,206	7,751	9,028
Auditors' remuneration	395,443	470,508	129,747	150,372
SECP annual fee	110,240	227,762	31,026	71,903
Fees and subscriptions	114,039	137,915	37,432	44,806
Settlement charges, federal excise duty and capital value tax	407,503	719,188	(53,124)	280,425
Printing and other expenses	2,735	204,784	1,503	65,430
Total expenses	4,855,779	9,127,255	1,153,415	3,148,617
Net loss for the period before taxation	(17,458,179)	(61,924,457)	3,572,787	24,475,204
Taxation	-	-	-	-
Net loss for the period after taxation	(17,458,179)	(61,924,457)	3,572,787	24,475,204
Allocation of net income for the period				
Net (loss) / income for the period after taxation	-	(61,924,457)	-	24,475,204
Income already paid on units redeemed	-	-	-	-
	-	(61,924,457)	-	24,475,204
Accounting income available for distribution				
Relating to capital gains	-	-	-	-
Excluding capital gains	-	(61,924,457)	-	24,475,204
	-	(61,924,457)	-	24,475,204

For Faysal Asset Management Limited
(Management Company)


Acting Chief Financial Officer



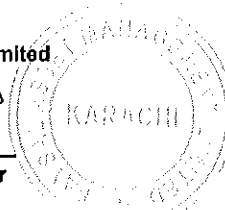
Faysal Asset Management

**FAYSAL ISLAMIC ASSET ALLOCATION FUND
CONDENSED INTERIM INCOME STATEMENT
FOR THE NINE MONTHS ENDED MARCH 31, 2019 (UN-AUDITED)**

	Nine months ended		Quarter ended	
	March 31, 2019	March 31, 2018	March 31, 2019	March 31, 2018
	----- (Rupees)-----		----- (Rupees)-----	
Income				
Return on bank balances	8,834,251	6,805,088	6,631,305	1,531,774
Return on sukuk certificates	212,466	-	-	-
At fair value through profit or loss				
- Dividend income	7,540,280	6,810,070	3,810,480	1,187,850
- Net capital loss on sale of investments	(49,616,314)	(68,282,401)	(8,475,972)	484,794
- Net unrealised (loss) / gain on revaluation of investments	7,800,852	(6,581,932)	2,267,332	21,678,677
Total (loss) / income	(25,228,465)	(61,249,175)	4,233,145	24,883,095
Expenses				
Remuneration of the Management Company	5,604,601	6,241,702	3,404,187	2,023,419
Sales tax on Management fee	728,598	811,421	442,546	263,046
Remuneration of the Trustee	588,488	630,448	368,433	207,768
Sales tax on Trustee fee	76,494	81,958	47,891	27,009
Brokerage charges	582,223	792,116	323,893	358,899
Bank charges	37,624	42,496	32,074	3,100
SECP annual fee	266,217	296,544	161,697	96,155
Auditors' remuneration	525,532	616,217	349,076	199,620
Fees and subscription	105,583	130,868	70,132	42,689
Settlement charges, federal excise duty and capital value tax	228,430	346,238	132,833	148,436
Printing charges and other expenses	1,150	135,493	-	44,505
Reimbursement of expenses to the Management Company	280,448	312,102	170,447	101,656
Amortisation of preliminary expenses and floatation costs	291,046	291,046	193,323	95,599
Total expenses	9,316,434	10,728,649	5,696,532	3,611,901
Net loss for the period before taxation	(34,544,899)	(71,977,824)	(1,463,387)	21,271,194
Taxation	-	-	-	-
Net loss for the period after taxation	(34,544,899)	(71,977,824)	(1,463,387)	21,271,194

For Faysal Asset Management Limited
(Management Company)


Acting Chief Financial Officer



Faysal Asset Management

FAYSAL MTS FUND
CONDENSED INTERIM INCOME STATEMENT
FOR THE NINE MONTHS AND QUARTER ENDED MARCH 31, 2019 (UN-AUDITED)

	Nine months ended		Quarter ended	
	March 31, 2019	March 31, 2018	March 31, 2019	March 31, 2018
	----- (Rupees) -----		----- (Rupees) -----	
Income				
Return on bank balances	8,327,585	2,642,358	3,159,900	780,618
Income from Margin Trading System (MTS)	34,901,055	11,806,974	12,626,102	4,469,593
At fair value through profit or loss				
- Return on Government securities	3,200,638	1,181,994	1,339,441	410,669
- Net capital (loss) / gain on sale of investments	(26,789)	20	-	(220)
- Net unrealised loss on revaluation of investments	(19,110)	(3,399)	(18,879)	(1,720)
Total income	46,383,379	15,627,947	17,106,564	5,658,940
Expenses				
Remuneration of the Management Company	4,314,334	2,072,085	1,376,812	716,314
Sales tax on Management fee	560,863	269,264	178,985	93,012
Remuneration of the Trustee	733,462	355,036	234,066	121,428
Sales tax on Trustee fee	95,350	46,155	30,428	14,606
Bank charges	53,956	30,411	23,467	8,902
Auditors' remuneration	150,152	213,414	49,320	56,520
SECP annual fee	323,575	154,751	103,260	53,572
Fees and subscription	207,237	216,676	68,070	71,131
Settlement charges and federal excise duty	4,153,701	1,710,254	1,130,509	606,409
Printing charges and other expenses	4,979	160,482	-	53,100
Provision for Sindh Workers' Welfare Fund (SWWF)	712,488	220,289	277,172	80,582
Reimbursement of expenses from the Management Company	-	(776,379)	-	(218,089)
Amortisation of preliminary expenses and floatation costs	161,361	161,361	53,002	53,001
Total expenses	11,471,458	4,833,799	3,525,091	1,710,488
Net income for the period before taxation	34,911,921	10,794,148	13,581,473	3,948,452
Taxation	-	-	-	-
Net income for the period after taxation	34,911,921	10,794,148	13,581,473	3,948,452
Allocation of net income for the period				
Net income for the period after taxation	34,911,921	10,794,148	13,581,473	3,948,452
Income already paid on units redeemed	(6,214,188)	(5,714,421)	(574,920)	(3,267,206)
	28,697,733	5,079,727	13,006,553	681,246
Accounting income available for distribution				
Relating to capital gains	-	-	-	-
Excluding capital gains	28,697,733	5,079,727	13,006,553	681,246
	28,697,733	5,079,727	13,006,553	681,246

For Faysal Asset Management Limited
(Management Company)


Acting Chief Financial Officer

