

NBP
PAKISTAN GROWTH
EXCHANGE TRADED FUND

QUARTERLY REPORT
MARCH 31, 2024

AM1
Rated by PACRA

MISSION STATEMENT

"To become country's most
investor-focused company,
by assisting investors
in achieving their financial goals."



Contents

FUND'S INFORMATION	03
DIRECTORS' REPORT	05
CONDENSED INTERIM STATEMENT OF ASSETS AND LIABILITIES	09
CONDENSED INTERIM INCOME STATEMENT	10
CONDENSED INTERIM STATEMENT OF COMPREHENSIVE INCOME	11
CONDENSED INTERIM STATEMENT OF MOVEMENT IN UNIT HOLDERS' FUND	12
CONDENSED INTERIM CASH FLOW STATEMENT	13
NOTES TO AND FORMING PART OF THESE CONDENSED INTERIM FINANCIAL STATEMENTS	14

FUND'S INFORMATION

Management Company

NBP Fund Management Limited - Management Company

Board of Directors of Management Company

Shaikh Muhammad Abdul Wahid Sethi	Chairman
Dr. Amjad Waheed	Chief Executive Officer
Mr. Tauqeer Mazhar	Director
Ms. Mehnaz Salar	Director
Mr. Ali Saigol	Director
Mr. Imran Zaffar	Director
Mr. Khalid Mansoor	Director
Mr. Saad Amanullah Khan	Director
Mr. Ruhail Muhammad	Director

Company Secretary & COO

Mr. Muhammad Murtaza Ali

Chief Financial Officer

Mr. Khalid Mehmood

Audit & Risk Committee

Mr. Ruhail Muhammad	Chairman
Ms. Mehnaz Salar	Member
Mr. Imran Zaffar	Member
Mr. Saad Amanullah Khan	Member

Human Resource & Remuneration Committee

Mr. Khalid Mansoor	Chairman
Shaikh Muhammad Abdul Wahid Sethi	Member
Mr. Ali Saigol	Member
Mr. Tauqeer Mazhar	Member

Strategy & Business Planning Committee

Mr. Saad Amanullah Khan	Chairman
Shaikh Muhammad Abdul Wahid Sethi	Member
Mr. Tauqeer Mazhar	Member
Mr. Ali Saigol	Member
Mr. Imran Zaffar	Member
Mr. Khalid Mansoor	Member

Trustee

Central Depository Company of Pakistan Limited
CDC House, 99-B, Block "B" S.M.C.H.S.,
Main Shakra-e-Faisal, Karachi.

Bankers to the Fund

Habib Metropolitan Bank Limited
JS Bank Limited



Auditors

Yousuf Adil
Chartered Accountants
Cavish Court,
A-35, Block 7 & 8,
KCHSU, Sharae Faisal
Karachi-75350 Pakistan.

Legal Advisor

Akhund Forbes
D-21, Block, Scheme 5,
Clifton, Karachi 75600, Pakistan.

Head Office:

7th Floor Clifton Diamond Building, Block No. 4,
Scheme No. 5, Clifton Karachi.
UAN: 021 (111-111-632),
(Toll Free): 0800-20002,
Fax: (021) 35825329
Website: www.nbpfunds.com

Lahore Office:

7-Noon Avenue, Canal Bank,
Muslim Town, Lahore.
UAN: 042-111-111-632
Fax: 92-42-35861095

Islamabad Office:

1st Floor, Ranjha Arcade
Main Double Road, Gulberg Greens,
Islamabad.
UAN: 051-111-111-632
Phone: 051-2514987
Fax: 051-4859031

Peshawar Office:

Opposite Gul Haji Plaza, 2nd Floor
National Bank Building
University Road Peshawar,
UAN: 091-111 111 632
Fax: 091-5703202

Multan Office:

Khan Center, 1st Floor, Abdali Road, Multan.
Phone No. : 061-4540301-6, 061-4588661-2&4

DIRECTORS' REPORT

The Board of Directors of NBP Fund Management Limited is pleased to present the unaudited financial statements of **NBP Pakistan Growth Exchange Traded Fund (NBP-GETF)** for the period ended March 31, 2024.

Fund's Performance

During 9MFY24, the stock market performance remained exceptional as the benchmark KSE-100 index achieved new highs and settled above 67,000 points at period end. During the period under review, KSE-100 Index surged by around 25,500 points, translating into a stellar return of 62%.

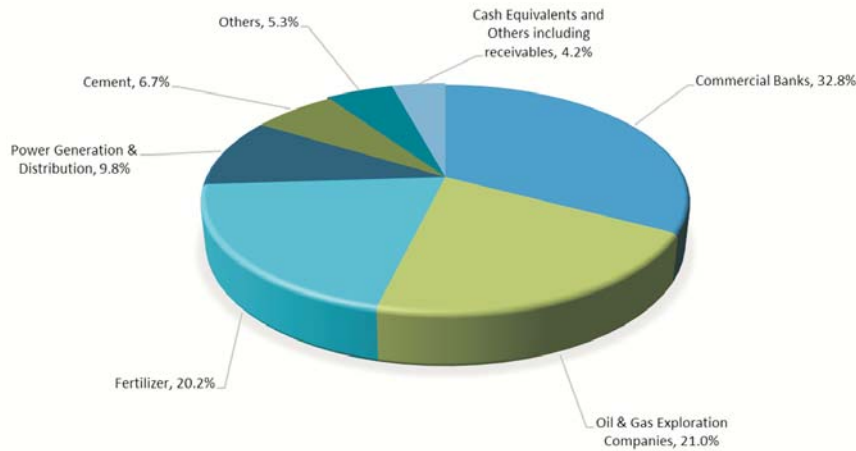
The equities started off on a firm footing and the strong performance carried throughout the period. The signing of the Staff Level Agreement (SLA) with IMF on June 29th, 2023 was the turning point for stock market. The IMF executive board approved USD 3 billion Stand-By Agreement (SBA) for nine months until March 2024. It paved way for other multi-lateral loans and inflows from friendly countries. The multiple loan tranches realized from IMF and deposits from KSA & UAE buttressed the external reserves, averted a possible balance of payment (BoP) crisis and helped restore investors' confidence. Fitch also upgraded Pakistan's Long-Term Foreign Currency Issuer Rating. In tandem with SLA, Pakistan's dollar bonds rallied in the international market. The bond prices across various tenures surged in the range of 100-150% during the period, reflecting increasing investors' optimism of improving external position. Multilateral inflows, particularly from ADB and World Bank, also gained momentum. Consequently, the State Bank of Pakistan's reserves improved from USD 4.4 billion to USD 8 billion at period end. The improving reserves, coupled with a crackdown against illicit trade in the open market, brought much-needed stability to the currency market. Owing to prudent policies pursued by authorities, the economy also showed signs of stabilization. According to Pakistan Bureau of Statistics (PBS), GDP growth for 1QFY2024 stood at 2.5%, while in 2Q it expanded by 1% on a YoY basis, mainly driven by robust agricultural growth. The current account deficit during July-Feb period was brought down significantly from USD 3.8 bn last year to under USD 1 bn in the current period. Though average inflation remained elevated during the period owing to massive increase in energy component of the CPI basket and unabated food inflation, the recent readings show that it has somewhat moderated. During the period, the Monetary Policy Committee (MPC) of SBP kept the Policy Rate unchanged at 22%. However, secondary market yields across various tenures fell sharply from their peak, reflecting investors' expectations of impending rate cuts. The listed corporate space declared stellar results with equally impressive dividend announcements by select companies. It is noteworthy that the cumulative profitability of KSE-100 Index surged by more than 50% YoY during September & December results. Sequential improvement in earnings was also broad-based. In a significant development, one of the largest auto players announced its intention to delist its shares from the bourse, acting as a key catalyst. The delisting price was 7x higher than the prevailing price, reflecting the potential of the stock market. The general elections, though remained marred by accusations of irregularities, were carried out smoothly in February and helped bring down the political uncertainty.

In terms of sector-wise performance, Auto Assemblers, Auto Parts & Accessories, Cable & Electrical Goods, Commercial Banks, Leather & Tanneries, Oil & Gas Exploration, Power Generation & Distribution, Refinery, and Transport sectors outperformed the market. On the other hand, Cement, Chemicals, Fertilizers, Food & Personal Care, Glass & Ceramics, Insurance, Miscellaneous, Oil & Gas Marketing Companies, Paper & Board, Pharmaceutical, Sugar & Allied, Technology & Communication, and Textile Composite sectors lagged behind the market. Regarding participants' market activity, Insurance, Foreigners and Companies emerged as the largest net buyers with inflows of around USD 121 million, USD 75 million, and USD 31 million, respectively. Conversely, Banks/DFIs and Mutual Funds reduced their net holdings by around USD 113 million and USD 55 million, respectively.

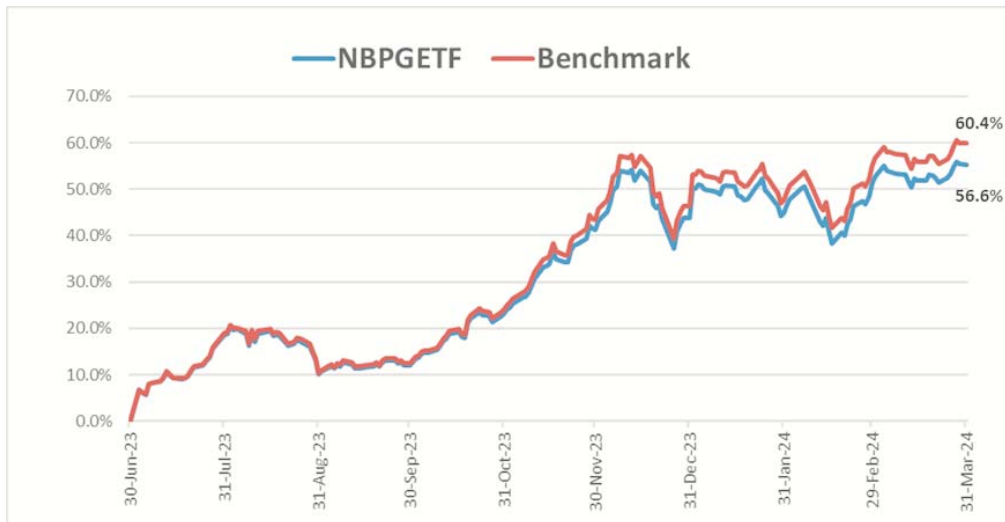
The size of NBP Pakistan Growth Exchange Traded Fund has increased from Rs. 54 million to Rs. 80 million during the period, i.e., an increase of 48.1%. During the period, the unit price of NBP Pakistan Growth Exchange Traded Fund (NBPGETF) has increased from Rs. 9.5200 (Ex-Div) on June 30, 2023 to Rs 14.7857 on March 31, 2024, thus showing an increase of 55.3%. The Benchmark for the same period increases by 59.9%. Thus, the Fund has underperformed its Benchmark by 4.6% during the period under review. Tracking error for the period was 0.1%. Since inception the NAV of the Fund has increased from Rs. 8.9078 (Ex-Div) on October 06, 2020 to Rs 13.6832 on March 31, 2024, thus showing an increase of 66.0%. During the said period, the Benchmark increased by 82.0%, translating into underperformance of 16.0%. This performance is net of management fee and all other expenses.

The Fund has earned a total income of Rs. 29.87 million during the period. After deducting total expenses of Rs. 1.17 million, the net income is Rs. 28.70 million.

The asset allocation of the Fund as on March 31, 2024 is as follows:



NBP-GETF Performance versus Benchmark



Acknowledgement

The Board takes this opportunity to thank its valued unit-holders for their confidence and trust in the Management Company, and providing the opportunity to serve them. It also offers its sincere gratitude to the Securities & Exchange Commission of Pakistan and State Bank of Pakistan for their patronage and guidance.

The Board also wishes to place on record its appreciation for the hard work, dedication and commitment shown by the staff and the Trustee.

On behalf of the Board of
NBP Fund Management Limited

Chief Executive Officer

Director

Date: **April 25, 2024**
Place: Karachi.

ڈائریکٹرز رپورٹ

NBP فنڈ مینجمنٹ لمیٹڈ کے بورڈ آف ڈائریکٹرز بصد مسرت 31 مارچ 2024ء کو ختم ہونے والی نو ماہی کے لئے NBP پاکستان گروتھ ایکٹیو ٹریڈڈ فنڈ (NBP-GETF) کے غیر جانچ شدہ مالیاتی گوشوارے پیش کرتے ہیں۔

فنڈ کی کارکردگی

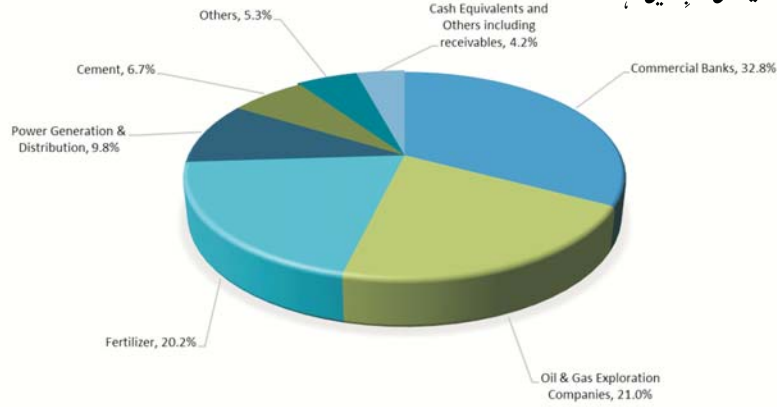
9MFY24 کے دوران اسٹاک مارکیٹ کی کارکردگی غیر معمولی رہی، کیونکہ بیچ مارک KSE-100 انڈیکس نئی بلند یوں تک پہنچ گئی اور مدت کے اختتام پر 67,000 پوائنٹس سے زائد ہو گیا۔ زیر جائزہ مدت کے دوران، KSE-100 انڈیکس تقریباً 25,500 پوائنٹس تک بڑھ گیا، جس کے نتیجے میں 62% کا شاندار منافع ہوا۔

ایکویٹی کا آغاز مضبوط بنیادوں پر ہوا اور پوری مدت میں کارکردگی مستحکم رہی۔ 29 جون 2023 کو IMF کے ساتھ اسٹاف لیول ایگریمنٹ (SLA) پر دستخط اسٹاک مارکیٹ کے لیے بہت اہم تھا۔ IMF کے ایگزیکٹو بورڈ نے مارچ 2024 تک نو ماہ کے لیے 3 بلین امریکی ڈالر کے اسٹینڈ بائی ایگریمنٹ (SBA) کی منظوری دے دی۔ اس سے دوست ممالک سے دیگر کثیرالچتی قرضوں اور آمد کی راہ ہموار ہوئی۔ IMF سے ملنے والے متعدد قرضوں کی منتقلیوں اور KSA اور UAE سے ڈیپازٹس نے بیرونی ذخائر میں اضافہ، ممکنہ توازن ادائیگی (BoP) کے بحران کو کم اور سرمایہ کاروں کا اعتماد بحال کرنے میں مدد کی۔ فنڈ نے پاکستان کی طویل مدتی غیر ملکی کرنسی اجراء ریٹنگ کو بھی اپ گریڈ کر دیا۔ SLA کے ساتھ مل کر، بین الاقوامی مارکیٹ میں پاکستان کے ڈالر بانڈز میں تیزی آئی۔ اس عرصے کے دوران مختلف مدتوں میں بانڈ کی قیمتوں میں 100-150% کی حد تک اضافہ ہوا، جو بیرونی پوزیشن کو بہتر بنانے کے لیے سرمایہ کاروں کی حوصلہ افزائی کی عکاسی کرتی ہے۔ خاص طور پر ADB اور ورلڈ بینک سے، کثیرالچتی آمد کی بھی رفتار تیز ہوئی۔ اس کے نتیجے میں، اسٹیٹ بینک آف پاکستان کے ذخائر مارچ کے آخر میں 4.4 بلین امریکی ڈالر سے بڑھ کر 8 بلین امریکی ڈالر ہو گئے۔ اوپن مارکیٹ میں غیر قانونی تجارت کے خلاف کریک ڈاؤن کے ساتھ ذخائر میں بہتری سے کرنسی مارکیٹ میں انتہائی ضروری استحکام آیا۔ حکام کی جانب سے اختیار کی گئی دانشمندانہ پالیسیوں کی وجہ سے، معیشت نے بھی استحکام کے آثار دکھائے۔ پاکستان پیو آر آف سٹیٹیکس (PBS) کے مطابق مالی سال 2024 کی پہلی سہ ماہی کے لیے GDP کی شرح نمو 2.5 فیصد رہی، جب کہ دوسری سہ ماہی میں، بنیادی طور پر مضبوط زریعی نمو کی وجہ سے سہ ماہی سالانہ بنیادوں پر 1% تک بڑھ گئی۔ جولائی تا فروری کی مدت کے دوران کرنٹ اکاؤنٹ خسارہ گزشتہ سال 3.8 بلین امریکی ڈالر سے نمایاں طور پر کم ہو کر موجودہ مدت میں 1 بلین امریکی ڈالر سے بھی کم ہو گیا ہے۔ اگرچہ CPI باسکٹ کے توانائی کے اجزاء میں بڑے پیمانے پر اضافہ اور خوراک کی بہت زیادہ افراط زر کی وجہ سے اس مدت کے دوران اوسط مہنگائی بلند رہی، حالیہ ریڈنگز یہ ظاہر کرتے ہیں کہ اس میں کچھ حد تک کمی آئی ہے۔ اس مدت کے دوران، SBP کی مانیٹری پالیسی کمیٹی (MPC) نے پالیسی ریٹ کو 22% پر برقرار رکھا۔ تاہم، مختلف ادوار میں ثانوی مارکیٹ کی شرح نمو اپنے عروج سے تیزی سے گرتی، جو سرمایہ کاروں کی متوقع شرح میں کمی کی توقعات کی عکاسی کرتی ہے۔ لسٹڈ کارپوریشن نے منتخب کمپنیوں کے اتنے ہی متاثر کن ڈویڈنڈ کے اعلانات کے ساتھ شاندار نتائج کا اعلان کیا۔ یہ بات قابل ذکر ہے کہ KSE-100 مندرج کمپنیوں کے مجموعی منافع میں تیسرا ورمبر کے نتائج کے دوران سالانہ 50% سے زیادہ کا اضافہ ہوا۔ آمدنی میں ترتیب وار بہتری بھی وسیع البیاد تھی۔ ایک اہم پیش رفت میں، سب سے بڑے آٹو پیپرزمین سے ایک نئے کلیدی کپالٹ کے طور پر کام کرتے ہوئے اپنے حصص کو بورس سے ڈی لسٹ کرنے کے اپنے ارادہ کا اعلان کیا۔ ڈی لسٹنگ کی قیمت موجودہ قیمت سے 7 گنا زیادہ تھی، جو اسٹاک مارکیٹ کی صلاحیت کو ظاہر کرتی ہے۔

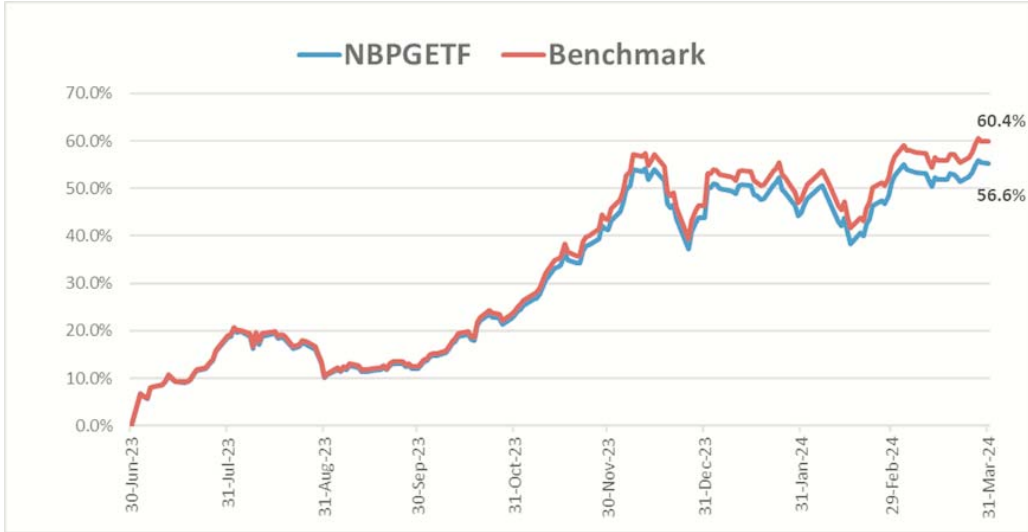
سیکٹر وار کارکردگی کے لحاظ سے آٹو اسمبلرز، آٹو پارٹس اور ایئرپاز، کیبل اور الیکٹریکل سامان، کمرشل بینکنگ، لیڈر اینڈ ٹینر، آئل اینڈ گیس ایکسپلوریشن، پاور جنریشن اینڈ ڈسٹری بیوٹن، ری فنانسری، اور ٹرانسپورٹ سیکٹرز نے مارکیٹ سے بہتر کارکردگی کا مظاہرہ کیا۔ اس کے برعکس سیمینٹ، فریٹلائزرز، خوراک اور ذاتی نگہداشت، گلاس اینڈ سرامیکس، انشورنس، متفرقات، آئل اینڈ گیس مارکیٹنگ کمپنیاں۔ پیپر اینڈ بورڈ، فارماسیوٹیکل، شوگر اینڈ الائیڈ، ٹیکسٹائل، اور نیٹسٹائل کمپوزٹ سیکٹرز مارکیٹ میں پیچھے رہ گئے۔ شرکاء کے لحاظ سے مارکیٹ کی سرگرمیوں پر، انشورنس، غیر ملکی اور کمپنیاں بالترتیب 121 بلین امریکی ڈالر، 75 بلین امریکی ڈالر اور 31 بلین امریکی ڈالر کی آمد کے ساتھ بڑے خالص خریدار رہے۔ اس کے برعکس، بینک، DFI اور میوچل فنڈز نے اپنی ہولڈنگز بالترتیب 113 بلین امریکی ڈالر اور 55 بلین امریکی ڈالر تک کم کر دی۔

موجودہ مدت کے دوران NBP پاکستان گروتھ ایکٹیو ٹریڈڈ فنڈ کا سائز 54 بلین روپے سے بڑھ کر 80 بلین روپے ہو گیا، یعنی 48.1% کا اضافہ ہوا۔ زیر جائزہ مدت کے دوران، NBP پاکستان گروتھ ایکٹیو ٹریڈڈ فنڈ (NBP-GETF) کے پونٹ کی قیمت 30 جون 2023 کو 9.5200 روپے (Ex-Div) سے بڑھ کر 31 مارچ 2024 کو 14.7857 روپے ہو گئی، لہذا 55.3% کا اضافہ دیکھنے میں آیا۔ اسی مدت میں بیچ مارک 59.9 فیصد زیادہ ہوا۔ لہذا فنڈ نے زیر جائزہ مدت کے دوران اپنے بیچ مارک سے 14.6% بڑھ کر کارکردگی ظاہر کی، مدت کے لئے ٹریڈنگ ایریر 0.1% تھا۔ اپنے آغاز سے فنڈ کا NAV 106 اکتوبر 2020 کو (Ex-Div) 8.9078 روپے سے بڑھ کر 31 مارچ 2024 کو 13.6832 روپے ہو گیا، لہذا 66.0% کا اضافہ ظاہر کیا۔ موجودہ مدت کے دوران، بیچ مارک 82.0% سے بڑھا، لہذا 16.0% کی ایتر کارکردگی کا مظاہرہ کیا۔ فنڈ کی یہ کارکردگی مینجمنٹ فیس اور دیگر تمام اخراجات کے بعد خالص ہے۔

فنڈ کو سال کے دوران 29.87 ملین روپے کی مجموعی آمدنی ہوئی ہے۔ 1.07 ملین روپے کے اخراجات منہا کرنے کے بعد، خالص آمدنی 28.80 ملین روپے ہے۔
31 مارچ 2024 کے مطابق فنڈ کی ایسٹ ایلوکیشن حسب ذیل ہے:



NBP-GETF کی کارکردگی بمقابلہ بیچ مارک (اپنے قیام سے)



اظہار تشکر

بورڈ اس موقع سے فائدہ اٹھاتے ہوئے منجمنٹ کمپنی پر اعتماد، اعتبار اور خدمت کا موقع فراہم کرنے پر اپنے قابل قدر یونٹ ہولڈرز کا شکریہ ادا کرتا ہے۔ یہ سیکورٹیز اینڈ ایکسچینج کمیشن آف پاکستان اور اسٹیٹ بینک آف پاکستان کی سرپرستی اور رہنمائی کے لئے ان کے مخلص رویہ کا بھی اعتراف کرتا ہے۔
بورڈ اپنے اسٹاک اور ڈسٹری بیوٹرز کی طرف سے سخت محنت، لگن اور عزم کے مظاہرے پر اپنا خراج تحسین بھی ریکارڈ پر لانا چاہتا ہے۔

مخائب بورڈ آف ڈائریکٹرز
NBP فنڈ منجمنٹ لمیٹڈ

ڈائریکٹر

چیف ایگزیکٹو آفیسر
تاریخ: 25 اپریل 2024ء
مقام: کراچی

CONDENSED INTERIM STATEMENT OF ASSETS AND LIABILITIES AS AT MARCH 31, 2024

	Note	(Un-audited) March 31, 2024 (Rupees in '000)	(audited) June 30, 2023
ASSETS			
Bank balances		2,638	2,073
Investments	4	76,916	52,680
Profit and Dividend receivable		1,136	7
Other receivables		63	63
Total assets		80,753	54,823
LIABILITIES			
Payable to NBP Fund Management Limited - Management Company		20	20
Payable to Central Depository Company of Pakistan Limited - Trustee		8	5
Payable to the Securities and Exchange Commission of Pakistan		6	11
Dividend Payable		-	764
Accrued expenses and other liabilities		433	384
Total liabilities		467	1,184
NET ASSETS		80,286	53,639
UNIT HOLDERS' FUND (AS PER STATEMENT ATTACHED)		80,286	53,639
CONTINGENCIES AND COMMITMENTS			
	5		
Number of units			
NUMBER OF UNITS IN ISSUE		5,430,000	5,430,000
Rupees			
NET ASSET VALUE PER UNIT		14.7857	13.6832

The annexed notes 1 to 11 form an integral part of this condensed interim financial information.

For NBP Fund Management Limited
(Management Company)

Chief Financial Officer

Chief Executive Officer

Director

CONDENSED INTERIM INCOME STATEMENT (UN-AUDITED) FOR THE NINE MONTHS PERIOD AND QUARTER ENDED MARCH 31, 2024

	For the Nine Months Period Ended March 31, 2024	For the Nine Months Period Ended March 31, 2023	Quarter ended March 31, 2024	Quarter ended March 31, 2023
Note -----(Rupees in '000)----				
INCOME				
Profit on bank deposits	408	189	177	49
Dividend income	6,166	4,496	2,519	1,551
	6,574	4,685	2,696	1,600
Gain / (Loss) on sale of investments - net	2,055	515	281	(161)
Unrealised appreciation / (diminution) on re-measurement of investments classified as financial assets ' at fair value through profit or loss' - net	21,239	(2,575)	3,584	563
	23,294	(2,060)	3,865	402
Total (loss) / income	29,868	2,625	6,561	2,002
EXPENSES				
Remuneration of NBP Fund Management Limited - Management Company	-	197	-	-
Sindh Sales Tax on remuneration of the Management Company	-	26	-	-
Remuneration of Central Depository Company of Pakistan Limited - Trustee	52	40	20	13
Sindh Sales Tax on remuneration of the Trustee	7	5	3	1
Annual fee of the Securities and Exchange Commission of Pakistan	49	8	18	3
Securities transaction cost	73	32	73	32
Annual listing fee	21	9	7	3
Auditors' remuneration	384	344	198	89
Legal and professional charges	101	116	50	38
Settlement and bank charges	288	77	158	-
Printing charges	56	42	38	16
Total operating expenses	1,031	896	565	195
Net income from operating activities	28,837	1,729	5,996	1,807
Element of income and capital gains included in prices of units issued less those in units redeemed - net	(139)	(10)	(99)	(7)
Net income / (loss) for the period before taxation	28,698	1,719	5,897	1,800
Taxation	6	-	-	-
Net income / (loss) for the period after taxation	28,698	1,719	5,897	1,800
Accounting income available for distribution:				
- Relating to capital gains	23,294	-	-	-
- Excluding capital gains	5,404	1,719	-	-
	28,698	1,719	-	-

The annexed notes 1 to 11 form an integral part of this condensed interim financial information.

For NBP Fund Management Limited
(Management Company)

Chief Financial Officer

Chief Executive Officer

Director

CONDENSED INTERIM STATEMENT OF COMPREHENSIVE INCOME (UN-AUDITED) FOR THE NINE MONTHS PERIOD AND QUARTER ENDED MARCH 31, 2024

	For the Nine Months Period Ended March 31, 2024	For the Nine Months Period Ended March 31, 2023	Quarter ended March 31, 2024	Quarter ended March 31, 2023
	----- (Rupees in '000) -----			
Net (loss) / income for the period after taxation	28,698	1,719	5,897	1,800
Other comprehensive income for the period	-	-		
Total comprehensive (loss) / income for the period	<u>28,698</u>	<u>1,719</u>	<u>5,897</u>	<u>1,800</u>

The annexed notes 1 to 11 form an integral part of this condensed interim financial information.

For NBP Fund Management Limited
(Management Company)

Chief Financial Officer

Chief Executive Officer

Director

CONDENSED INTERIM STATEMENT OF MOVEMENT IN UNITHOLDERS' FUND (UN-AUDITED) FOR THE NINE MONTHS PERIOD ENDED MARCH 31, 2024

	31 March 2024			31 March 2023		
	Capital value	Undistributed income	Total	Capital value	Undistributed income	Total
	----- (Rupees in '000) -----			----- (Rupees in '000) -----		
Net assets at beginning of the period (audited)	54,492	(853)	53,639	54,871	(2,879)	51,992
Issuance of 20,000 units (2023: 10,000 units)						
- Capital value (at net asset value per unit at the commencement of the Fund)	274	-	274	95	-	95
- Element of (loss) / income	12	-	12	1	-	1
Total proceeds on issuance of units	286	-	286	96	-	96
Redemption of 50,000 units (2023: 40,000 units)						
- Capital value (at net asset value per unit at the commencement of the Fund)	(684)	-	(684)	(378)	-	(378)
- Element of income / (loss)	54	-	54	(12)	-	(12)
Total payments on redemption of units	(630)	-	(630)	(390)	-	(390)
Element of income and capital gains included in prices of units issued less those in units redeemed - net	139	-	139	10	-	10
Final distribution @ 0.34 declared on 19-Sep-2023	-	(1,846)	(1,846)	-	-	-
Total comprehensive income / (loss) for the period	-	28,698	28,698	-	1,719	1,719
Net assets at end of the period (un-audited)	54,287	25,999	80,286	54,587	(1,160)	53,427
Accounting income available for distribution						
- Relating to capital gains		2,269			8580	
- Excluding capital gains		(3,122)			(11,459)	
		(853)			(2,879)	
Accounting income available for distribution:						
- Relating to capital gains		23,294			-	
- Excluding capital gains		5,504			1,719	
		28,698			1,719	
Net income / (loss) for the period after taxation		28,698			1,719	
Final distribution @ 0.34 declared on 19-Sep-2023		(1,846)			-	
Undistributed income carried forward		<u>25,999</u>			<u>(1,160)</u>	
Undistributed income carried forward:						
- Realised income		4,760			-	
- Unrealised income		21,239			-	
		<u>25,999</u>			<u>(1,160)</u>	
						(Rupees)
Net assets value per unit at beginning of the period		<u>13.6832</u>			<u>9.4530</u>	
Net assets value per unit at end of the period		<u>14.7857</u>			<u>9.7673</u>	

The annexed notes 1 to 11 form an integral part of this condensed interim financial information.

For NBP Fund Management Limited
(Management Company)

Chief Financial Officer

Chief Executive Officer

Director

CONDENSED INTERIM CASH FLOW STATEMENT (UN-AUDITED) FOR THE NINE MONTHS PERIOD ENDED MARCH 31, 2024

	For the Nine Months Period Ended March 31, 2024	For the Nine Months Period Ended March 31, 2023
Note	----- (Rupees in '000) -----	
CASH FLOWS FROM OPERATING ACTIVITIES		
Net income / (loss) for the period before taxation	28,698	1,719
Adjustments		
Profit on bank deposits	(408)	(189)
Dividend income	(6,166)	(4,496)
Unrealised (appreciation) / diminution on re-measurement of investments classified as financial assets ' at fair value through profit or loss' - net	(21,239)	2,575
Element of income and capital gains included in prices of units issued less those in units redeemed - net	139	10
	(27,674)	(2,100)
(Increase) in assets		
Prepayments and other receivables	-	(2)
Investments - net	(3,000)	(4,889)
	(3,000)	(4,891)
(Decrease) / Increase in liabilities		
Payable to NBP Fund Management Limited - Management Company	-	(37)
Payable to Central Depository Company of Pakistan Limited - Trustee	3	1
Payable to the Securities and Exchange Commission of Pakistan	(5)	(4)
Dividend Payable	(764)	-
Accrued expenses and other liabilities	49	(134)
	(717)	(174)
Dividend income received	5,070	3,736
Profit received on bank deposits	378	159
Net cash (used) in operating activities	2,755	(1,551)
CASH FLOWS FROM FINANCING ACTIVITIES		
Amount received against issuance of units	286	96
Amount paid against redemption of units	(630)	(390)
Distribution Paid	(1,846)	-
Net cash generated from financing activities	(2,190)	(294)
Net increase in cash and cash equivalents during the period	565	(1,845)
Cash and cash equivalents at the beginning of the period	2,073	3,487
Cash and cash equivalents at the end of the period	2,638	1,642

The annexed notes 1 to 11 form an integral part of this condensed interim financial information.

For NBP Fund Management Limited
(Management Company)

Chief Financial Officer

Chief Executive Officer

Director

NOTES TO AND FORMING PART OF THESE CONDENSED INTERIM FINANCIAL STATEMENTS (UN-AUDITED) FOR THE NINE MONTHS PERIOD ENDED MARCH 31, 2024

1 LEGAL STATUS AND NATURE OF BUSINESS

NBP Pakistan Growth Exchange Traded Fund (the Fund) is an open ended mutual fund constituted under a Trust Deed entered between NBP Fund Management Limited as the Management Company and Central Depository Company of Pakistan Limited (CDC) as the Trustee. The Trust Deed was approved by the Securities and Exchange Commission of Pakistan (SECP) on June 03, 2020.

During the year ended June 30, 2021, the Trust Act, 1882 was repealed due to the promulgation of Provincial Trust Act namely "Sindh Trusts Act, 2020" (the Sindh Trust Act) as empowered under the Eighteenth Amendment to the Constitution of Pakistan. The Fund was required to be registered under the Sindh Trust Act. Accordingly, on November 2, 2021 the above-mentioned Trust Deed has been registered under the Sindh Trust Act.

The Management Company of the Fund has been licensed to act as an Asset Management Company under the Non-Banking Finance Companies (Establishment and Regulation) Rules, 2003 (the NBFC Rules) through a certificate of registration issued by the Securities and Exchange Commission of Pakistan (SECP). The registered office of the Management Company is situated at 7th Floor, Clifton Diamond Building, Block 4, Scheme No. 5, Clifton, Karachi. The Management Company is a member of the Mutual Funds Association of Pakistan (MUFAP).

The Fund has been categorized as an open ended exchange traded mutual fund that aims to provide investors an opportunity to track the performance of NBP Pakistan Growth Index that has been constituted and is maintained by the Management Company and comprises of 15 equity securities selected with high consideration towards market capitalisation and traded value.

The Fund is a hybrid fund having features of both open ended and close ended funds. A new concept of Authorised Participants (APs) has been introduced who will act as market makers. The Management Company will only have contact with the APs for issuance and redemption of units. The units of the Fund are tradeable in the Pakistan Stock Exchange Limited (PSX). The APs to whom the units are issued may either keep the units with themselves or trade in the PSX. Consequently, upon trading, the holders of the units keep on changing. Moreover, on issuance and redemption of units, the basket of shares will be exchanged between APs and Management Company and cash will be paid / received if there is a difference in the market value of shares and net asset value.

The Pakistan Credit Rating Agency (PACRA) has determined the asset manager rating of the Management Company of AM1 (June 30, 2022: AM1) on June 22, 2022. The rating reflects the Management Company's experienced management team, structured investment process and sound quality of systems and processes.

The title to the assets of the Fund are held in the name of Central Depository Company of Pakistan Limited as the Trustee of the Fund.

The Fund is an Open Ended Exchange Traded Mutual Fund categorised as "Listed Index Tracking Fund" and is listed on Pakistan Stock Exchange (PSX) Limited.

2 STATEMENT OF COMPLIANCE

These condensed interim financial statements have been prepared in accordance with the accounting and reporting standards as applicable in Pakistan for interim financial reporting. The accounting and reporting standards applicable in Pakistan for interim financial reporting comprise of:

- International Financial Reporting Standards (IFRS) issued by the International Accounting Standards Board (IASB) as notified under the Companies Act, 2017;

- Provisions of and directives issued under the Companies Act, 2017 along with part VIIIA of the repealed Companies Ordinance, 1984; and
- Non-Banking Finance Companies (Establishment and Regulations) Rules, 2003 (the NBFC Rules), Non-Banking Finance Companies and Notified Entities Regulations, 2008 (the NBFC Regulations) and requirements of the Trust Deed.

Where provisions of and directives issued under the Companies Act, 2017, part VIIIA of the repealed Companies Ordinance 1984, the NBFC Rules, the NBFC Regulations and the requirements of the Trust Deed differ with the requirements of IAS 34, the provisions of and directives issued under the Companies Act, 2017, part VIIIA of the repealed Companies Ordinance 1984, the NBFC Rules, the NBFC Regulations and the requirements of the Trust Deed have been followed.

The disclosures made in these condensed interim financial statements have, however, been limited based on the requirements of the International Accounting Standard 34: 'Interim Financial Reporting'. These condensed interim financial statements do not include all the information and disclosures required in a full set of financial statements and should be read in conjunction with the annual published audited financial statements of the Fund for the year ended June 30, 2022.

In compliance with schedule V of the NBFC Regulations the directors of the Management Company hereby declare that this condensed interim financial information gives a true and fair view of the state of the Fund's affairs as at and for the period ended March 31, 2024.

These financial statements are presented in Pakistan Rupee, which is the Fund's functional and presentation currency.

3 SUMMARY OF SIGNIFICANT ACCOUNTING POLICIES

- 3.1** The accounting policies adopted and the methods of computation of balances used in the preparation of these condensed interim financial statements are the same as those applied in the preparation of the annual financial statements of the Fund for the year ended June 30, 2023.
- 3.2** The preparation of the condensed interim financial statements in conformity with accounting and reporting standards as applicable in Pakistan requires management to make estimates, assumptions and use judgments that affect the application of accounting policies and reported amounts of assets, liabilities, income expenses and other factors. Estimates, assumptions and judgments are continually evaluated and are based on historical experience and other factors, including reasonable expectations of future events. Revisions to accounting estimates are recognised prospectively commencing from the period of revision. In preparing the condensed interim financial statements, the significant judgments made by management in applying the Fund's accounting policies and the key sources of estimation and uncertainty were the same as those applied to the audited financial statements as at and for the year ended June 30, 2023. The Fund's financial risk management objectives and policies are consistent with those disclosed in the audited annual financial statements as at and for the year ended June 30, 2023.

		(Un-audited) March 31, 2024	(Audited) June 30, 2023
	Note	--(Rupees in '000)--	
4 INVESTMENTS			
At fair value through profit or loss			
Quoted equity securities	4.1	76,916	52,680

4.1 Investments in equity securities - listed

Shares of listed companies - fully paid up ordinary shares with a face value of Rs. 10 each unless otherwise stated.

Name of the investee company	----- Number of shares held -----					Market value	Market value as a percentage of		Holding as a percentage of paid-up capital of investee company
	As at July 1, 2023	Purchased during the period	Bonus / right shares received during the period	Sold during the period	As at March 31, 2024		net assets of the Fund	total market value of investments	
----- % -----									
OIL AND GAS MARKETING COMPANIES									
Pakistan State Oil Company Limited	22,386	70	-	22,456	-	-	0.00%	0.00%	0.00%
OIL AND GAS EXPLORATION COMPANIES									
Oil and Gas Development Company Limited	56,238	6,764	-	8,159	54,843	6,672	8.31%	8.67%	1.28%
Pakistan Oilfields Limited	7,098	1,114	-	1,696	6,516	3,285	4.09%	4.27%	2.30%
Pakistan Petroleum Limited	52,962	13,859	-	1,661	65,160	6,917	8.62%	8.99%	2.39%
						16,874	21.02%	21.93%	
FERTILIZERS									
Engro Corporation Limited	17,472	1,705	-	715	18,462	6,633	8.26%	8.62%	3.20%
Engro Polymer Chemicals Limited	-	-	-	-	-	-	0.00%	0.00%	0.00%
Engro Fertilizer Limited	42,588	4,476	-	11,226	35,838	5,258	6.55%	6.84%	2.68%
Fauji Fertilizer Company Limited	36,582	4,470	-	6,843	34,209	4,319	5.38%	5.62%	2.69%
						16,210	20.19%	21.08%	
CEMENT									
Lucky Cement Limited	10,920	28	-	3,889	7,059	5,400	6.73%	7.02%	2.18%
						5,400	6.73%	7.02%	
POWER GENERATION & DISTRIBUTION									
The Hub Power Company Limited	64,428	6,756	-	6,024	65,160	7,902	9.84%	10.27%	5.02%
						7,902	9.84%	10.27%	
COMMERCIAL BANKS									
Bank Alfalah Limited	56,784	44,145	-	56,946	43,983	2,303	2.87%	2.99%	2.47%
Bank Alhabib Limited	-	33,790	-	124	33,666	2,862	3.56%	3.72%	3.03%
Habib Bank Limited	44,772	9,409	-	5,854	48,327	5,046	6.29%	6.56%	3.29%
Meezan Bank Limited	32,760	4,452	-	7,890	29,322	6,264	7.80%	8.14%	1.64%
MCB Bank Limited	-	22,958	-	695	22,263	4,525	5.64%	5.88%	1.88%
United Bank Limited	30,576	4,452	-	5,706	29,322	5,345	6.66%	6.95%	2.40%
						26,345	32.82%	34.24%	
TECHNOLOGY & COMMUNICATION									
System Pakistan Limited	-	11,483	-	623	10,860	4,185	5.21%	5.44%	3.73%
TRG Pakistan Limited	48,594	11,659	-	60,253	-	-	0.00%	0.00%	0.00%
						4,185	5.21%	5.44%	
CHEMICAL									
Engro Polymer Chemicals Limited	49,140	-	-	49,140	-	-	0.00%	0.00%	0.00%
						-	0.00%	0.00%	
Total - March 31, 2023						76,916	96%	100%	
Carrying value as at March 31, 2023						55,677			
Market value as at June 30, 2023						52,680			
Carrying value as at June 30, 2023						55,802			

5 CONTINGENCIES AND COMMITMENTS

There were no contingencies and commitments as at March 31, 2024 and as at June 30, 2023.

6 TAXATION

The income of the Fund is exempt from income tax under clause (99) of Part I of the Second Schedule to the Income Tax Ordinance, 2001 subject to the condition that not less than 90% of the accounting income for the year as reduced by capital gains, whether realized or unrealized, is distributed amongst the unit holders as cash dividend. Furthermore, as per Regulation 63 of the Non-Banking Finance Companies and Notified Entities Regulations, 2008, the Fund is required to distribute not less than 90% of its accounting income for the year derived from sources other than capital gains as reduced by such expenses as are chargeable thereon to the unit holders. Since the management intends to distribute the required minimum percentage of income earned by the Fund for the period ending June 30, 2024 to the unit holders in the manner as explained above, therefore, no provision for taxation has been made in these condensed interim financial statements during the period.

The Fund is also exempt from the provisions of Section 113 (minimum tax) under clause 11A of Part IV of the Second Schedule to the Income Tax Ordinance, 2001.

7 TOTAL EXPENSE RATIO

The annualized total expense ratio (TER) of the Fund based on the current period is 2.00% (March 2023: 2.24%) which includes 0.11% (March 2023: 0.10%) representing Government Levy and the SECP Fee. The prescribed limit for the ratio is 2.5% (excluding government levies) under the NBFC Regulations for a collective investment scheme categorized as an "Index" scheme.

8 TRANSACTIONS AND BALANCES WITH CONNECTED PERSONS / RELATED PARTIES

8.1 Connected persons include NBP Fund Management Limited being the Management Company, Central Depository Company of Pakistan Limited being the Trustee, National Bank of Pakistan (NBP) and Baltoro Growth Fund being the sponsors, NAFA Pension Fund and NAFA Provident Fund Trust being the associates of the Management Company, other collective investment schemes managed by the Management Company, any entity in which the Management Company, its CISs or their connected persons have material interest, any person or company beneficially owning directly or indirectly ten percent or more of the capital of the Management Company or the net assets of the Fund, directors and their close family members and key management personnel of the Management Company.

8.2 Transactions with connected persons / related parties are executed on an arm's length basis and essentially comprise sale and redemption of units, fee on account of managing the affairs of the Fund, sales load, other charges and distribution payments. The transactions with connected persons / related parties are in the normal course of business, at contracted rates and at terms determined in accordance with market rates.

8.3 Remuneration to the Management Company of the Fund is determined in accordance with the provisions of the NBFC Regulations, 2008 and the Trust Deed.

8.4 Remuneration to the Trustee of the Fund is determined in accordance with the provisions of the Trust Deed.

8.5 Details of transactions with related parties / connected persons during the period are as follows:

	----- (Un-audited) -----	
	For the Nine Months Period Ended March 31, 2024	For the Nine Months Period Ended March 31, 2023
	(Rupees in '000)	
NBP Fund Management Limited - Management Company		
Remuneration of NBP Fund Management Limited - Management Company	-	197
Sindh Sales Tax on remuneration of the Management Company	-	26
Central Depository Company of Pakistan Limited - Trustee		
Remuneration of Central Depository Company of Pakistan Limited - Trustee	52	40
Sindh Sales Tax on remuneration of the Trustee	7	5
Settlement charges	221	76
Fauji Fertilizer Company Limited - common directorship		
4,470 Shares Purchased (2023: 6,091 shares)	505	627
6,843 Shares Sold (2023: 2,436 shares)	666	254
Dividend income	374	289
JS Global Capital Limited - unit holder with more than 10% holding		
20,000 Units purchased during the period: (2023: 10,000 units)	286	96
50,000 Units redeemed during the period: (2023: 40,000 units)	630	390
Taurus Securities Limited		
Brokerage for the period	6	6
	(Un-audited) As at March 31, 2024	(Un-audited) As at June 30, 2023
	(Rupees in '000)	

8.6 Amounts / balances outstanding as at period end are as follows

NBP Fund Management Limited - Management Company		
Remuneration of the Management Company	-	-
Sindh Sales Tax on remuneration of the Management Company	-	-
Other payable to Management Company	20	20
Central Depository Company of Pakistan Limited - Trustee		
Remuneration payable to the Trustee	7	4
Sindh Sales Tax payable on Trustee remuneration	1	1
Settlement charges payable	94	-
Fauji Fertilizer Company Limited - common directorship		
Shares held - 34,209 (2023: 36,582 shares)	4,319	3,601
JS Global Capital Limited - unit holder with more than 10% holding		
Units held: 4,930,000 (2023: 4,960,000 units)	72,894	46,727

9 FAIR VALUE MEASUREMENT

Fair value is the price that would be received to sell an asset or paid to transfer a liability in an orderly transaction between market participants at the measurement date. Consequently, differences can arise between carrying values and the fair value estimates.

Underlying the definition of fair value is the presumption that the Fund is a going concern without any intention or requirement to curtail materially the scale of its operations or to undertake a transaction on adverse terms.

Financial assets which are tradable in an open market are revalued at the market prices prevailing at the reporting date. The estimated fair value of all other financial assets and liabilities is considered not to be significantly different from the respective book values.

9.1 Fair value hierarchy

International Financial Reporting Standard 13, 'Fair Value Measurement' requires the Fund to classify assets using a fair value hierarchy that reflects the significance of the inputs used in making the measurements. The fair value hierarchy has the following levels:

- Level 1: quoted prices (unadjusted) in active markets for identical assets or liabilities;
- Level 2: inputs other than quoted prices included within level 1 that are observable for the asset or liability either directly (i.e. as prices) or indirectly (i.e. derived from prices); and
- Level 3: inputs for the asset or liability that are not based on observable market data (i.e. unobservable inputs).

10 DATE OF AUTHORISATION FOR ISSUE

These condensed interim financial statements were authorized for issue by the Board of Directors of the Management Company on April 25, 2024.

11. GENERAL

- 11.1 Figures have been rounded off the nearest thousand rupees, unless otherwise is specified.
- 11.2 Corresponding figures have been rearranged and reclassified, wherever necessary, for the purpose of better presentation.

For NBP Fund Management Limited
(Management Company)

Chief Financial Officer

Chief Executive Officer

Director

Head Office

7th Floor, Clifton Diamond Building, Block No.4,
Scheme No.5, Clifton, Karachi.

UAN: 021-111-111-632

Toll Free: 0800-20002

Sms: INVEST to 9995

Fax: 021-35825335

Email: info@nbpffunds.com

Website: www.nbpffunds.com

 /nbpffunds