



April 24, 2009.

Ref. No. MYBL/COK/CS/1195/2009

The General Manager  
Karachi Stock Exchange (Guarantee) Limited  
Stock Exchange Building  
Stock Exchange Road  
Karachi.

Dear Sir:

**Subject: Financial Results For The Quarter Ended March 31, 2009**

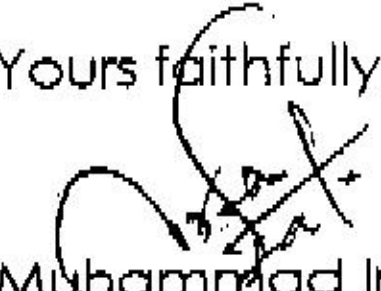
We have to inform you that the Board of Directors of our Bank in its meeting held on April 24, 2009 at 3:00 p.m. at the Central Office, Karachi recommended the following:

(i) Cash Dividend	NIL
(ii) Bonus Shares	NIL
(iii) Right Shares	NIL
(iv) Any other entitlement/ corporate action	NIL
(v) Any other price-sensitive information	NIL

The financial results of the bank are enclosed herewith.

We will be sending you 300 copies of printed accounts for distribution amongst the members of the Exchange.

Yours faithfully,

  
Muhammad Irfan Zafar  
Company Secretary (Officiating)

CC: The Secretary, Lahore Stock Exchange (Guarantee) Limited, Lahore.  
The Secretary, Islamabad Stock Exchange (Guarantee) Limited, Islamabad.

CENTRAL OFFICE 2nd Mezzanine Floor, Business & Finance Centre, I.I. Chundrigar Road, Karachi-74000	UAN : 111 - mybank (111 - 692 - 285) Tel : (92-21) 2410706 2472253 Fax : (92-21) 2472193	Website : www.mybanktd.com Swift : BOBLPKKA
--	--	--

Lendings to financial institutions	311,529	300,123
Investments	1,229,856	1,748,761
Advances	5 10,127,829	10,294,970
Operating fixed assets	6 19,256,323	20,940,081
Deferred tax assets - net	3,925,934	2,414,783
Other assets	923,673	701,976
	1,109,367	1,273,162
	38,756,419	39,803,003

**LIABILITIES**

Bills payable	364,017	273,286
Borrowings	5,546,818	4,600,431
Deposits and other accounts	26,059,892	28,032,735
Sub-ordinated loans	-	-
Liabilities against assets subject to finance lease	-	-
Deferred tax liabilities	-	-
Other liabilities	651,110	753,483
	32,621,837	33,659,935
	6,134,582	6,143,068

**NET ASSETS****REPRESENTED BY**

Share capital	5,303,582	5,303,582
Reserves	324,005	324,005
Unappropriated (loss) /profit	(557,662)	226,143
	5,069,925	5,853,730
Surplus on revaluation of assets - net	1,064,657	289,338
	6,134,582	6,143,068

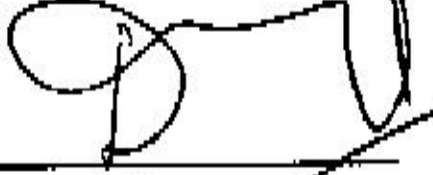
**CONTINGENCIES AND COMMITMENTS**

7

The annexed notes 1 to 11 form an integral part of these accounts. The details of valuation investments, impairment and impact on profit and loss account are given in note No.5.2.

  
President & CEO

  
Chairman

  
Director


  
Director


**Profit & Loss Account -(Un-audited)**

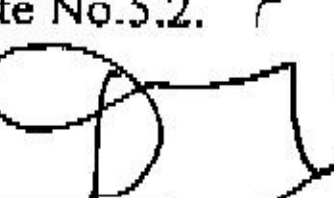
For the period ended March 31, 2009


Note	March 31, 2009	March 31, 2008
	Rupees in '000	
Mark-up/Return/Interest Earned	838,216	838,695
Mark-up/Return/Interest Expensed	727,172	653,186
Net Mark-up/ Interest Income	111,044	185,509
Provision against non-performing loans and advances	863,375	44,435
Provision for diminution in the value of investments	80,255	-
Bad debts written off directly	478	-
	944,108	44,435
Net Mark-up / Interest Income after provisions	(833,064)	141,074
<b>NON MARK-UP/INTEREST INCOME</b>		
Fee, Commission and Brokerage Income	37,174	52,648
Dividend Income	9,253	137,921
Income from dealing in foreign currencies	24,017	27,242
Capital (Loss)/Gain on sale of securities	(57,031)	1,965
Unrealized gain / (loss) on revaluation of investments classified as held for trading	-	(2,886)
Other Income - net	25,449	15,808
Total non-markup / interest income	38,862	232,698
	(794,202)	373,772
<b>NON MARK-UP/INTEREST EXPENSES</b>		
Administrative expenses	276,930	196,550
Other provisions / write offs	-	-
Other charges	98	25
Total non-markup / interest expenses	277,028	196,575
Extra ordinary / unusual items	-	-
<b>(LOSS)/PROFIT BEFORE TAXATION</b>	(1,071,230)	177,197
Taxation - Current	925	18,500
- Prior years	15,000	-
- Deferred	(297,592)	79,500
	(281,667)	98,000
<b>(LOSS)/PROFIT AFTER TAXATION</b>	(789,563)	79,197
Unappropriated profit brought forward	226,143	496,827
Transfer from surplus on revaluation of fixed assets - net of deferred tax	5,758	5,554
<b>(Loss)/Profit available for appropriations</b>	(557,662)	581,578
<b>Basic / diluted (loss)/earnings per share</b>	8 (1.49)	0.19

The annexed notes 1 to 11 form an integral part of these accounts. The details of valuation investments, impairment and impact on profit and loss account are given in note No.5.2.

  
President & CEO

  
Chairman

  
Director

  
Director

