

# Media Times Limited

25 April 2022

MDTL/CS/04/2022/

The Managing Director  
Pakistan Stock Exchange Limited  
Stock Exchange Building  
Stock Exchange Road  
Karachi

Dear Sir,

## FINANCIAL RESULTS FOR THE NINE MONTHS AND QUARTER ENDED 31 MARCH 2022

We have to inform you that the Board of Directors of Media Times Limited (the Company") in their meeting held on 25 April 2022 at 11:00 a.m. at Lahore have recommended the followings:

**BONUS SHARES** : Nil  
**CASH DIVIDEND** : Nil  
**RIGHT ISSUE** : Nil


A copy of Profit & loss Account for the nine months and quarter ended 31March 2022 is enclosed.

Since the Company has not declared any payouts, therefore no book closure is required

According to PSX notice No. PSX/N-5036 dated 03 September 2018, We are transmitting the quarterly accounts of the Company within the stipulated time to PSX electronically, through Pakistan Unified Corporate Action Reporting System (PUCARS)

The financial statement of the company will also be placed on Company's Website.i.e [www.pacepakistan.com](http://www.pacepakistan.com)

Yours truly,  
For Media Times Limited



  
Shahzad Jawahar  
Company Secretary

CC: - Share Registrar  
Corplink (Pvt.) Limited  
Lahore

# Media Times Limited

Media Times Limited  
Unconsolidated Condensed Statement of Profit or Loss (Un-audited)  
For the Period ended 31 March 2022

	<u>Jul-Mar</u> <u>2022</u>	<u>Jul-Mar</u> <u>2021</u> (Rupees)	<u>Jan-Mar</u> <u>2022</u>	<u>Jan-Mar</u> <u>2021</u>
Turnover - net	115,181,913	80,599,763	45,334,288	28,814,567
Cost of production	<u>(66,903,009)</u>	<u>(91,226,062)</u>	<u>(18,284,927)</u>	<u>(22,690,739)</u>
<b>Gross Profit/(Loss)</b>	<b>48,278,904</b>	<b>(10,626,299)</b>	<b>27,049,361</b>	<b>6,123,828</b>
Administrative expenses	(52,235,836)	(38,778,324)	(15,674,762)	(13,071,675)
Other expenses	-	-	-	-
Finance cost	(47,222,320)	(29,116,652)	(17,230,387)	(10,515,603)
Other income	22,084,220	6,064,759	999,543	1,778,233
<b>Loss before taxation</b>	<b>(29,095,033)</b>	<b>(72,456,517)</b>	<b>(4,856,246)</b>	<b>(15,685,218)</b>
Taxation	(1,439,774)	(776,778)	(392,060)	-
<b>Loss after taxation</b>	<b><u>(30,534,807)</u></b>	<b><u>(73,233,295)</u></b>	<b><u>(5,248,306)</u></b>	<b><u>(15,685,218)</u></b>
<b>Loss per share - basic and diluted</b>	<b><u>(0.17)</u></b>	<b><u>(0.41)</u></b>	<b><u>(0.03)</u></b>	<b><u>(0.09)</u></b>

# Media Times Limited

Media Times Limited  
Consolidated Condensed Statement of Profit or Loss (Un-audited)  
For the Period ended 31 March 2022

	<u>Jul-Mar</u> <u>2022</u>	<u>Jul-Mar</u> <u>2021</u> (Rupees)	<u>Jan-Mar</u> <u>2022</u>	<u>Jan-Mar</u> <u>2021</u>
Turnover - net	115,181,913	80,599,763	45,334,288	28,814,567
Cost of production	<u>(66,903,009)</u>	<u>(91,226,062)</u>	<u>(18,284,927)</u>	<u>(22,690,739)</u>
<b>Gross Profit/(Loss)</b>	<b>48,278,904</b>	<b>(10,626,299)</b>	<b>27,049,361</b>	<b>6,123,828</b>
Administrative expenses	(52,239,050)	(38,778,324)	(15,677,976)	(13,071,675)
Other expenses	-	-	-	-
Finance cost	(47,222,320)	(29,116,652)	(17,230,387)	(10,515,603)
Other income	22,084,220	6,064,759	999,543	1,778,233
<b>Loss before taxation</b>	<b>(29,098,247)</b>	<b>(72,456,517)</b>	<b>(4,859,460)</b>	<b>(15,685,218)</b>
Taxation	(1,439,774)	(776,778)	(392,060)	-
<b>Loss after taxation</b>	<b><u>(30,538,021)</u></b>	<b><u>(73,233,295)</u></b>	<b><u>(5,251,520)</u></b>	<b><u>(15,685,218)</u></b>
<b>Loss per share - basic and diluted</b>	<b><u>(0.17)</u></b>	<b><u>(0.41)</u></b>	<b><u>(0.03)</u></b>	<b><u>(0.09)</u></b>