



# KOHINOOR MILLS LIMITED

Registered Office and Mills: 8th K.M. Manga Raiwind Road, District Kasur.  
Tel: +92-42-35391941-5 UAN: +92-42-111-941-941, Cell: 092-333-4998801-10 Fax: 092-42-35391946  
National Tax Number: 0658184-6

## CONFIDENTIAL AND SEALED

Ref: Corp./KML/SE /25

Dated: April 24, 2025

Through PUCAR & Courier

**The General Manager**

Pakistan Stock Exchange Limited  
Stock Exchange Building  
Stock Exchange Road  
KARACHI

**Subject: FINANCIAL RESULTS FOR THE THIRD QUARTER ENDED MARCH 31, 2025 (UN-AUDITED)**

Dear Sir,

It is to inform that the Board of Directors of the Company in their meeting held on April 24, 2025, 12:30 hrs at 8 Kilometer Manga Raiwind Road, District Kasur, recommended the following:-

(i) <u>CASH DIVIDEND</u>	Nil
(ii) <u>BONUS SHARES</u>	Nil
(iii) <u>RIGHT SHARES</u>	Nil
(iv) <u>ANY OTHER ENTITLEMENT/CORPORATE ACTION</u>	Nil
(v) <u>ANY OTHER PRICE SENSITIVE INFORMATION</u>	Nil

The Financial results along with Statement of financial position, Statement of changes in equity and Statement of cash flow of the Company for the period ended March 31, 2025, are attached as annexures.

Further to confirm that the quarterly report for the period ended March 31, 2025 of the Company will be transmitted through PUCAR separately and will also be made available on the website of the Company i.e., [www.kohinoormills.com](http://www.kohinoormills.com), within the specified time.

The enclosed information will suffice the disclosure requirements of Sections 96 and 131 of the Securities Act, 2015, and PSX Notice No. PSX/N-062 dated January 10, 2025.

Yours truly

For Kohinoor Mills Limited

**(MUHAMMAD RIZWAN KHAN)**

Company Secretary


**Encl:** As above

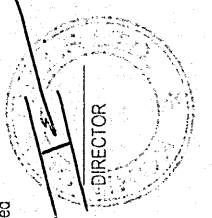
**CC to:** Executive Director / HOD  
Offsite-II Department  
Supervision Division  
Securities and Exchange Commission of Pakistan  
63, NIC Building, Jinnah Avenue , Blue Area  
ISLAMABAD


**KOHINOOR MILLS LIMITED**  
**CONDENSED INTERIM STATEMENT OF FINANCIAL POSITION AS AT 31 MARCH 2025**

	Un-audited 31 March 2025	Audited 30 June 2024	Un-audited 31 March 2025	Audited 30 June 2024
	Rupees	Rupees	Rupees	Rupees
<b>EQUITY AND LIABILITIES</b>				
<b>Share capital and reserves</b>				
Authorized share capital				
220,000,000 (30 June 2024: 220,000,000)				
ordinary shares of Rupees 10 each				
30,000,000 (30 June 2024: 30,000,000)				
preference shares of Rupees 10 each				
	2,500,000,000	2,500,000,000	11,779,742,573	11,763,739,019
	300,000,000	300,000,000	6,112,227	7,190,857
	2,200,000,000	2,200,000,000	1,981,607	1,981,607
	509,110,110	509,110,110	22,380,302	22,380,302
	213,406,310	213,406,310	3,587,774	4,698,750
	13,222,441	13,222,441	128,034,558	98,005,598
	4,645,192,264	4,680,440,417	11,941,839,040	11,897,996,133
<b>Issued, subscribed and paid-up share capital</b>				
50,911,011 (30 June 2024: 50,911,011)				
ordinary shares of Rupees 10 each				
<b>Capital reserves</b>				
Share premium reserve				
Fair value reserve FVOCI investment				
Surplus on revaluation of operating fixed assets - net of tax				
<b>Revenue reserves</b>				
General reserve				
Accumulated profit				
<b>Total equity</b>	788,199,282	788,199,282	1,016,892,015	884,924,646
	3,993,307,051	3,747,664,119	5,454,282,138	5,372,384,556
	10,152,437,458	9,952,042,679	4,149,621,304	4,988,199,010
<b>Non-current liabilities</b>				
Long term financing - secured				
Deferred liabilities				
Deferred income - Government grant				
<b>Current liabilities</b>				
Trade and other payables				
Accrued mark-up				
Short term borrowings - secured				
Current portion of non-current liabilities				
Provision for taxation - net				
Unclaimed dividend				
<b>Total liabilities</b>	1,335,460,847	1,350,555,023	372,160,360	207,695,197
	588,485,287	611,020,988	49,253,286	23,617,937
	104,866,011	130,402,994	1,195,800,323	245,920,913
	2,028,812,145	2,091,978,005	95,410,985	66,713,979
	5,666,249,640	5,663,338,905	586,866,618	473,500,537
	136,994,601	341,781,210	13,820,759,109	12,970,402,130
	7,241,474,106	6,095,500,000		
	503,278,780	553,311,106		
	24,927,691	142,021,630		
	8,423,728	8,423,728		
	13,581,348,546	12,824,376,579		
	15,610,160,691	14,916,355,584		
<b>Contingencies and commitments</b>				
<b>TOTAL EQUITY AND LIABILITIES</b>	25,762,598,149	24,868,398,263	25,762,598,149	24,868,398,263

The annexed notes form an integral part of these condensed

  
CHIEF EXECUTIVE

  
DIRECTOR

  
CHIEF FINANCIAL OFFICER




**KOHINOOR MILLS LIMITED**  
**CONDENSED INTERIM STATEMENT OF PROFIT OR LOSS**  
**FOR THE NINE MONTHS ENDED ENDED 31 MARCH 2025**  
(Un-audited)

	NINE MONTHS ENDED		QUARTER ENDED	
	31 March 2025	31 March 2024	31 March 2025	31 March 2024
	Rupees	Rupees	Rupees	Rupees
REVENUE	21,084,251,818	22,716,210,745	6,571,781,099	7,430,445,998
COST OF SALES	(18,241,804,368)	(19,213,129,639)	(5,728,330,686)	(6,686,982,384)
GROSS PROFIT	2,842,447,450	3,503,081,106	843,450,413	743,463,614
DISTRIBUTION COST	(1,022,810,521)	(1,079,455,378)	(306,826,775)	(365,901,513)
ADMINISTRATIVE EXPENSES	(569,918,393)	(567,045,805)	(201,170,882)	(197,246,306)
OTHER EXPENSES	(54,717,818)	(219,561,132)	(13,942,094)	19,288,178
	(1,647,446,732)	(1,866,062,315)	(521,939,751)	(543,859,641)
	1,195,000,718	1,637,018,791	321,510,662	199,603,973
OTHER INCOME	129,114,034	159,553,709	34,948,719	45,099,896
PROFIT FROM OPERATIONS	1,324,114,752	1,796,572,500	356,459,381	244,703,869
FINANCE COST	(932,024,026)	(1,319,737,520)	(265,478,053)	(402,142,082)
PROFIT/(LOSS) BEFORE LEVY & TAXATION	392,090,726	476,834,980	90,981,328	(157,438,213)
LEVY	(232,384,424)	(171,241,098)	(84,415,295)	(40,802,880)
PROFIT/(LOSS) BEFORE TAXATION	159,706,302	305,593,882	6,566,033	(198,241,094)
TAXATION	40,688,477	(135,584,703)	22,583,426	(32,306,768)
PROFIT/(LOSS) AFTER TAXATION	200,394,779	170,009,179	29,149,459	(230,547,861)
EARNINGS / (LOSS) PER SHARE - BASIC AND DILUTED	3.94	3.34	0.57	(4.53)

The annexed notes form an integral part of these condensed interim financial statements.

  
CHIEF EXECUTIVE

  
DIRECTOR

  
CHIEF FINANCIAL OFFICER



**KOHINOOR MILLS LIMITED**  
**CONDENSED INTERIM STATEMENT OF CHANGES IN EQUITY**  
**FOR THE NINE MONTHS ENDED ENDED 31 MARCH 2025**

SHARE CAPITAL	RESERVES						TOTAL EQUITY	
	CAPITAL RESERVES			REVENUE RESERVES				
	Share premium reserve	Fair value reserve FVOCI investment - net of tax	Surplus on revaluation of operating fixed assets - net of tax	General reserve	Accumulated profit	Sub Total		
509,110,110	213,406,310	13,980,230	2,493,164,645	2,720,551,185	788,199,282	3,871,599,693	4,659,798,975	7,889,460,270
-	-	-	-	-	-	(152,733,033)	(152,733,033)	(152,733,033)
-	-	-	(36,315,154)	(36,315,154)	-	36,315,154	36,315,154	-
-	-	718,526	-	-	-	170,009,179	170,009,179	170,009,179
-	-	718,526	-	718,526	-	170,009,179	170,009,179	170,727,705
509,110,110	213,406,310	14,698,756	2,456,849,491	2,684,954,557	788,199,282	3,925,190,993	4,713,390,275	7,907,454,942
-	-	-	(12,105,053)	(12,105,053)	-	12,105,053	12,105,053	-
-	-	-	-	-	-	(189,631,927)	(189,631,927)	(189,631,927)
-	-	(1,476,315)	2,235,695,979	2,234,219,664	-	-	-	2,234,219,664
-	-	(1,476,315)	2,235,695,979	2,234,219,664	-	(189,631,927)	(189,631,927)	2,044,587,737
509,110,110	213,406,310	13,222,441	4,680,440,417	4,907,069,168	788,199,282	3,747,664,119	4,535,863,401	9,952,042,679
-	-	-	-	-	-	-	-	-
-	-	-	(35,248,153)	(35,248,153)	-	35,248,153	35,248,153	-
-	-	-	-	-	-	200,394,779	200,394,779	200,394,779
-	-	-	-	-	-	200,394,779	200,394,779	200,394,779
509,110,110	213,406,310	13,222,441	4,645,192,264	4,871,821,015	788,199,282	3,983,307,051	4,771,506,333	10,152,437,458

Balance as at 30 June 2023 - (audited)

Transactions with owners - Final dividend for the year ended 30 June 2023 @ Rupees 3.00 per share

Transferred from surplus on revaluation of operating fixed assets - net of tax

Profit for the nine months ended 31 March 2024

Other comprehensive income for the nine months ended 31 March 2024

Total comprehensive income for the nine months ended 31 March 2024

Balance as at 31 March 2024 - (Un-audited)

Transferred from surplus on revaluation of operating fixed assets - net of tax

Profit for the quarter ended 30 June 2024

Other comprehensive loss for the quarter ended 30 June 2024

Total comprehensive income for the quarter ended 30 June 2024

Balance as at 30 June 2024 - (audited)

Transactions with owners - Final dividend for the year ended 30 June 2024 @ Rupees Nil per share


Transferred from surplus on revaluation of operating fixed assets - net of tax


Profit for the nine months ended 31 March 2025


Other comprehensive income for the nine months ended 31 March 2025

Total comprehensive income for the nine months ended 31 March 2025

Balance as at 31 March 2025 - (Un-audited)

  
**KOHINOOR MILLS LIMITED**  
 CHIEF EXECUTIVE


  
**KOHINOOR MILLS LIMITED**  
 DIRECTOR

  
**KOHINOOR MILLS LIMITED**  
 CHIEF FINANCIAL OFFICER


**KOHINOOR MILLS LIMITED**  
**CONDENSED INTERIM STATEMENT OF CASH FLOWS**  
**FOR THE NINE MONTHS ENDED ENDED 31 MARCH 2025**  
(Un-audited)

	NINE MONTHS ENDED	
	31 March 2025	31 March 2024
	Rupees	Rupees
<b>CASH FLOWS FROM OPERATING ACTIVITIES</b>		
Profit before taxation	392,090,726	476,834,980
<b>Adjustments for non-cash charges and other items:</b>		
Depreciation on operating fixed assets	392,258,427	377,072,014
Dividend income	(34,623,112)	(36,127,637)
Gain on sale of operating fixed assets - net	(9,658,759)	(11,294,600)
Fair value gain on short term investments	(6,976,509)	-
Adjustment due to impact of IFRS-9 on long term financing	45,248,430	45,481,923
Amortization of intangible Assets	1,078,630	-
Provision for slow moving, obsolete and damaged store items	13,086,100	5,437,923
Allowance of expected credit losses	(4,037,667)	32,133,000
Amortization of deferred grant	(29,138,584)	(30,339,643)
Provision for doubtful sales tax recoverable	-	10,000,000
Finance cost	977,272,456	1,274,255,597
<b>CASH FLOWS FROM OPERATING ACTIVITIES BEFORE ADJUSTMENT OF WORKING CAPITAL CHANGES</b>	<b>1,736,600,138</b>	<b>2,143,453,557</b>
<b>(Increase) / decrease in current assets</b>		
Stores, spares and loose tools	(145,053,469)	(41,210,809)
Stock-in-trade	(81,897,582)	(279,690,294)
Trade debts	842,615,373	538,386,036
Loans and advances	(164,465,163)	(100,840,511)
Short term deposits and prepayments	(25,635,349)	(5,192,444)
Other receivables	(28,697,006)	(8,499,639)
Sales tax recoverable	(949,879,410)	1,619,591,825
<b>Increase in current liabilities</b>	<b>(17,089,265)</b>	<b>(652,080,179)</b>
Trade and other payables	(17,089,265)	(652,080,179)
<b>EFFECT ON CASH FLOWS DUE TO WORKING CAPITAL CHANGES</b>	<b>(570,101,872)</b>	<b>1,070,463,985</b>
<b>CASH GENERATED FROM OPERATIONS</b>	<b>1,166,498,267</b>	<b>3,213,917,541</b>
Income tax paid	(331,325,587)	(216,119,420)
Finance cost paid	(1,182,059,065)	(1,371,115,002)
Net decrease in long term loans to employees	1,110,976	-
Net (increase) in long term security deposits	(30,028,960)	(21,016,803)
	(1,542,302,635)	(1,608,251,225)
<b>NET CASH (USED IN) / GENERATED FROM OPERATING ACTIVITIES</b>	<b>(375,804,368)</b>	<b>1,605,666,317</b>
<b>CASH FLOWS FROM INVESTING ACTIVITIES</b>		
Capital expenditure on property, plant and equipment	(452,673,803)	(328,191,651)
Proceeds from disposal of operating fixed assets	54,070,577	15,625,509
Dividend received	34,623,112	36,127,637
Short term investment made	(186,050,216)	-
<b>NET CASH USED IN INVESTING ACTIVITIES</b>	<b>(550,030,330)</b>	<b>(276,438,505)</b>
<b>CASH FLOWS FROM FINANCING ACTIVITIES</b>		
Long term financing obtained	238,916,000	59,762,000
Repayment of long term financing	(345,689,328)	(315,239,020)
Dividend paid	-	(151,754,870)
Short term borrowings - net	1,145,974,107	(709,900,625)
<b>NET CASH FROM / (USED IN) FINANCING ACTIVITIES</b>	<b>1,039,200,779</b>	<b>(1,117,132,515)</b>
<b>NET INCREASE / (DECREASE) IN CASH AND CASH EQUIVALENTS</b>	<b>113,366,081</b>	<b>212,095,296</b>
<b>CASH AND CASH EQUIVALENTS AT THE BEGINNING OF THE PERIOD</b>	<b>473,500,537</b>	<b>438,713,618</b>
<b>CASH AND CASH EQUIVALENTS AT THE END OF THE PERIOD</b>	<b>586,866,618</b>	<b>650,808,914</b>

The annexed notes form an integral part of these condensed interim financial statements.

  
**CHIEF EXECUTIVE**

  
**DIRECTOR**

  
**CHIEF FINANCIAL OFFICER**

