

JS Investments Limited
The Centre, 19th Floor,
Plot No. 28 SB-5,
Abdullah Haroon Road,
Saddar Karachi-74400,
Pakistan.
www.jsil.com

Toll Free : 0800-00887

Email : in@jsil.com

**Ref: Fin-Apr-19/
April 26, 2019**

The General Manager,
Pakistan Stock Exchange Limited,
Stock Exchange Building, Stock Exchange Road,
Karachi-74000, Pakistan.

ANNOUNCEMENT

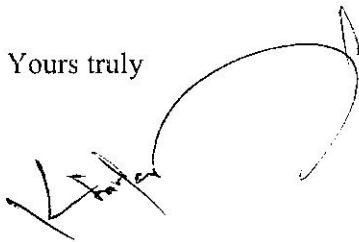
Dear Sir,

Enclosed please find herewith **Form-7** of our following Funds for the period ended March 31, 2019.

1. Unit Trust of Pakistan
2. JS Value Fund
3. JS Growth Fund
4. JS Islamic Fund
5. JS Fund of Funds
6. JS Income Fund
7. JS Islamic Income Fund
8. JS Large Cap. Fund
9. JS Cash Fund
10. JS Islamic Hybrid Fund of Funds
11. JS Islamic Hybrid Fund of Funds 2
12. JS Islamic Dedicated Equity Fund

Kindly acknowledge the receipt.

Yours truly



Muhammad Khawar Iqbal
CFO and Company Secretary

April 26, 2019
The General Manager
Pakistan Stock Exchange Limited
Stock Exchange Building, Stock Exchange Road,
Karachi-74000, Pakistan.

JS Investments Limited
The Centre, 19th Floor,
Plot No. 28 SB-5,
Abdullah Haroon Road,
Saddar Karachi-74400,
Pakistan.
www.jsil.com
Toll Free : 0800-00887
Email : info@jsii.com

**UNIT TRUST OF PAKISTAN
FINANCIAL RESULTS FOR THE NINE AND THREE MONTHS PERIOD ENDED MARCH 31, 2019**

Dear Sir,

We have to inform you that the Board of Directors of JS Investments Limited, the Management Company of Unit Trust of Pakistan in their meeting held on Friday, April 26, 2019 at 10:00 AM at Karachi, approved the financial results for the period ended March 31, 2019.

The financial results of Unit Trust of Pakistan are as follows:-


	Nine months period ended March 31,		Three months period ended March 31,	
	2019 (Un audited)	2018	2019 (Un audited)	2018
	----- Rupees -----			
Income				
Mark-up / interest income on bank balances , MTS and investments	31,398,107	26,230,763	12,027,265	7,802,470
Dividend income	43,105,972	39,865,977	16,956,392	11,284,030
Net capital (loss) on investments at Fair Value through P&L	(17,711,445)	(161,437,177)	(13,268,914)	(82,890,840)
Net unrealised (loss) /gain on revaluation of investments at Fair Value through P&L	(90,251,346)	(22,926,308)	44,422,944	180,833,716
Other Income	28,500	-	-	-
	(33,430,213)	(118,266,746)	60,137,686	117,029,375
Expenses				
Remuneration of the Management Company	21,045,560	22,534,694	6,808,702	7,216,761
Sindh sales tax on Management Company's remuneration	2,735,993	2,929,533	885,152	938,179
Remuneration of Trustee	1,802,974	1,877,474	587,005	607,434
Sindh sales tax on Trustee fee	234,418	244,066	76,337	78,960
Annual fee to the Securities & Exchange Commission of Pakistan (SECP)	894,500	957,363	289,398	306,719
SECP Supervisory fee	1,875	1,875	625	625
Fee to National Clearing Company of Pakistan Limited (NCCPL)	740,953	486,377	187,138	119,655
Securities transaction cost	3,133,696	2,745,469	573,313	1,133,603
Listing fee	18,750	18,750	6,250	6,250
Bank and settlement charges	227,208	132,966	40,258	50,045
Auditors' remuneration	456,864	486,473	97,338	104,468
Printing and stationery charges	-	97,928	-	16,135
Accounting and operational charges	1,052,351	1,126,803	340,454	360,868
Charges under Margin Trading System	151,447	-	(53,714)	-
	32,496,590	33,639,770	9,838,257	10,939,701
Net (loss) / income for the period before taxation	(65,926,803)	(151,906,516)	50,299,429	106,089,674
Taxation	-	-	-	-
Net (loss) / income for the period after taxation	(65,926,803)	(151,906,516)	50,299,429	106,089,674
Allocation of net (loss) / income for the period				
Income already paid on units redeemed	-	-	-	-
Accounting income available for distribution:				
Relating to capital gains	-	-	-	-
Excluding capital gains	-	-	-	-
	-	-	-	-


Earnings per unit (EPU)

EPU has not been disclosed as in the opinion of management determination of weighted average units for calculating EPU is not practicable for open end funds.

The quarterly report of the Fund for the period ended March 31, 2019 will be transmitted through PUCARS separately, within the specified time.

Yours truly


Muhammad Khawar Iqbal
CFO & Company Secretary



April 26, 2019

The General Manager,
Pakistan Stock Exchange Limited,
Stock Exchange Building, Stock Exchange Road,
Karachi-74000, Pakistan.

Dear Sir,

JS Investments Limited
The Centre, 19th Floor,
Plot No. 28 SB-5,
Abdullah Haroon Road,
Saddar Karachi-74400,
Pakistan.
www.jsil.com
Toll Free : 0800-00887
Email : ir@jsil.com

JS VALUE FUND

FINANCIAL RESULTS FOR THE NINE AND THREE MONTHS PERIOD ENDED MARCH 31, 2019

We have to inform you that the Board of Directors of JS Investments Limited, the Management Company of JS Value Fund in their meeting held on Friday, April 26, 2019 at 10:00 AM at Karachi, approved the financial results for the period ended March 31, 2019.

The financial results of JS Value Fund are as follows:-

	Nine months period ended March 31,		Three months period ended March 31,	
	2019 (Un-audited)	2018	2019 (Un-audited)	2018
----- Rupees -----				
Income				
Gain / (Loss) on sale of held for trading investments - net	5,812,012	(129,310,100)	(3,981,269)	(54,174,913)
Unrealised loss / gain on investment at fair value through P&L - held for trading investments - net	(106,446,297)	1,819,060	(23,759,940)	173,375,129
Dividend income	43,981,155	34,929,153	24,050,430	12,563,119
Mark-up on bank balances	6,679,026	6,452,907	2,007,262	1,649,935
Other income	19,508	-	-	-
	(49,954,596)	(86,108,980)	(1,683,517)	133,413,270
Expenses				
Remuneration of the Management Company	14,021,843	15,709,225	3,732,810	5,115,877
Sindh sales tax on Management Company's remuneration	1,822,843	2,042,198	485,268	665,063
Remuneration of the Trustee	1,373,360	1,528,861	373,276	502,022
Sindh sales tax on Trustee remuneration	178,540	198,752	48,528	65,263
Annual fee to the Securities and Exchange Commission of Pakistan	666,046	746,192	177,312	243,009
Bank and settlement charges	633,219	463,148	178,184	166,969
Securities transaction costs	4,279,863	2,836,550	623,913	1,103,522
Fee to National Clearing Company of Pakistan Limited	429,549	344,472	123,954	116,584
Auditors' remuneration	399,167	424,730	84,663	90,980
Fee and subscription	18,750	18,750	6,250	6,250
Secp Supervisory Fee On Listing Fee Payable	1,875	1,875	625	625
Printing charges	-	95,395	-	16,175
Selling and marketing expense	2,804,362	1,512,928	746,562	1,023,176
Accounting and operational charges	701,096	785,454	186,638	255,791
	27,330,513	26,708,530	6,767,983	9,371,306
Net loss for the period before taxation	(77,285,109)	(112,817,510)	(8,451,500)	124,041,964
Taxation	-	-	-	-
Net loss for the period after taxation	(77,285,109)	(112,817,510)	(8,451,500)	124,041,964
Allocation of net loss for the period				
Income already paid on units redeemed	-	-	-	-
Accounting income available for distribution:				
Relating to capital gains	-	-	-	-
Excluding capital gains	-	-	-	-
	-	-	-	-

Earnings per unit (EPU)

EPU has not been disclosed as in the opinion of management determination of weighted average units for calculating EPU is not practicable for open end Funds.

The Quarterly Report of the Company for the period ended March 31, 2019 will be transmitted through PUCARS separately, within the specified time.

Yours truly


Muhammad Khawar Iqbal
CFO & Company Secretary



April 26, 2019

The General Manager,
Pakistan Stock Exchange Limited,
Stock Exchange Building, Stock Exchange Road,
Karachi-74000, Pakistan.

Dear Sir,

JS Investments Limited
The Centre, 19th Floor,
Plot No. 28 SB-5,
Abdullah Haroon Road,
Saddar Karachi-74400,
Pakistan.
www.jsil.com
Toll Free : 0800-00887
Email : info@jsil.com

JS GROWTH FUND

FINANCIAL RESULTS FOR THE NINE AND THREE MONTHS PERIOD ENDED MARCH 31, 2019

We have to inform you that the Board of Directors of JS Investments Limited, the Management Company of JS Growth Fund in their meeting held on Friday, April 26, 2019 at 10:00 AM at Karachi, approved the financial results for the period ended March 31, 2019.

The financial results of JS Growth Fund are as follows:-


	Nine months period ended		Three Months Period Ended	
	March 31		March 31	
	2019	2018	2019	2018
	(Un-audited)		(Un-audited)	
	----- Rupees -----			
Income				
Mark-up / interest income on investments and bank balances	18,958,538	13,102,478	5,028,173	2,763,236
Net (loss) on sale of marketable securities	(40,758,199)	(216,072,914)	(11,872,837)	(147,109,445)
Net unrealised (loss) on revaluation of investments - 'at fair value through profit or loss - held-for-trading'	(243,220,726)	(128,343,639)	39,104,661	303,534,341
Net (loss) on investments in marketable securities	(283,978,925)	(344,416,553)	27,231,824	156,424,896
Dividend income	56,160,985	76,536,727	23,947,510	32,303,360
Other income	19,508	-	-	-
	(208,839,895)	(254,777,348)	56,207,507	191,491,492
Expenses				
Remuneration to the Management Company	28,196,926	34,410,561	7,973,140	10,956,119
Sales tax on remuneration of the Management Company	3,665,602	4,473,375	1,036,509	1,424,297
Remuneration of the Trustee	1,478,882	1,689,166	436,050	544,437
Sales tax on remuneration of the Trustee	192,255	219,593	56,687	70,778
Annual fee of Securities and Exchange Commission of Pakistan	1,339,352	1,634,497	378,726	520,418
Secp supervisory fee on listing fee	1,875	1,875	625	625
Listing Fee	18,750	18,750	6,250	6,250
Securities transactions cost	4,204,446	3,669,936	416,004	1,524,470
Auditors' remuneration	700,438	676,584	138,601	140,484
Printing charges	-	95,394	19,508	16,175
Selling and marketing expense	5,639,383	3,277,056	1,594,628	2,191,227
Accounting and operational charges	1,409,844	1,720,525	398,650	547,802
Other expenses	319,535	311,524	90,332	122,161
Total expenses	47,167,288	52,198,836	12,545,710	18,065,243
Net (loss) for the period before taxation	(256,007,183)	(306,976,184)	43,661,797	173,426,249
Taxation	-	-	-	-
Net (loss) for the period after taxation	(256,007,183)	(306,976,184)	43,661,797	173,426,249
Allocation of Net (loss) for the period				
Income already paid on units redeemed	-	-	-	-
Accounting Income available for distribution:				
Relating to Capital Gain	-	-	-	-
Excluding Capital Gain	-	-	-	-


Earnings per unit (EPU)

EPU has not been disclosed as in the opinion of management determination of weighted average units for calculating EPU is not practicable for open end Funds.

The Quarterly Report of the Company for the period ended March 31, 2019 will be transmitted through PUCARS separately, within the specified time.

Yours truly


Muhammad Khawar Iqbal
CFO & Company Secretary



April 26, 2019

The General Manager
Pakistan Stock Exchange Limited
Stock Exchange Building, Stock Exchange Road,
Karachi-74000, Pakistan.

JS Investments Limited
The Centre, 19th Floor,
Plot No. 28 SB-5,
Abdullah Haroon Road,
Saddar Karachi-74400,
Pakistan.
www.jsil.com
Toll Free : 0800-00887
Email : info@jsil.com

JS ISLAMIC FUND
FINANCIAL RESULTS FOR THE NINE AND THREE MONTHS PERIOD ENDED MARCH 31, 2019

Dear Sir,

We have to inform you that the Board of Directors of JS Investments Limited, the Management Company of JS Islamic Fund in their meeting held on Friday, April 26, 2019 at 10:00 AM at Karachi, approved the financial results for the period ended March 31, 2019.

The financial results of JS Islamic Fund are as follows:-


	Nine months period ended March 31,		Three months period ended March 31,	
	2019 (Un audited)	2018	2019 (Un audited)	2018
	----- Rupees -----			
Income				
Net (loss) / gain on sale of investments at FV through P&L - held for trading	(8,516,376)	(215,339,160)	(3,846,238)	(104,023,410)
Unrealised loss on investments at FV through P&L - held for trading -net	(70,296,696)	(99,431,205)	19,030,594	200,530,021
Dividend income	25,732,030	43,970,278	5,479,537	8,095,222
Return on bank balances	5,741,458	12,235,378	2,003,629	2,645,859
Other Income	28,500	-	-	-
	(47,311,084)	(258,564,709)	22,667,522	107,247,692
Expenses				
Remuneration to the Management Company	13,972,362	23,504,673	4,205,756	7,326,205
Sales Tax on Management Company's remuneration	1,816,421	3,055,633	546,723	952,407
Remuneration to the Trustee	1,391,691	1,925,970	420,600	612,897
Sales Tax on Trustee remuneration	180,897	250,371	54,672	79,677
Annual fee to the Securities and Exchange Commission of Pakistan	663,724	1,116,509	199,791	348,014
Listing fee	18,750	18,750	6,250	6,250
SECP Supervisory fee on listing fee exp	1,875	1,875	625	625
Bank & settlement charges	454,823	498,358	129,662	159,629
Securities transaction cost	1,561,819	2,897,895	270,643	780,597
Auditors' remuneration	458,446	483,880	95,558	140,960
Shariah Advisory fee	159,302	674,157	42,077	165,992
Accounting and operational charges	698,665	1,175,313	210,302	366,344
Selling and Marketing expense	2,794,580	2,180,374	841,190	1,465,308
Printing Charges	-	100,680	-	16,135
	24,173,355	37,884,438	7,023,849	12,421,040
Net (loss) / income for the period before taxation	(71,484,439)	(296,449,147)	15,643,673	94,826,652
Taxation	-	-	-	-
Net (loss) / income for the period after taxation	(71,484,439)	(296,449,147)	15,643,673	94,826,652
Allocation of net (loss) / income for the period				
Income already paid on units redeemed	-	-	-	-
Accounting income available for distribution:				
Relating to capital gains	-	-	-	-
Excluding capital gains	-	-	-	-
	-	-	-	-

Earnings per unit (EPU)

EPU has not been disclosed as in the opinion of management determination of weighted average units for calculating EPU is not practicable for open end funds.

The quarterly report of the Fund for the period ended March 31, 2019 will be transmitted through PUCARS separately, within the specified time.

Yours truly



Muhammad Khawar Iqbal
CFO & Company Secretary



April 26, 2019

The General Manager
Pakistan Stock Exchange Limited,
Stock Exchange Building, Stock Exchange Road,
Karachi-74000, Pakistan.

JS Investments Limited
The Centre, 19th Floor,
Plot No. 28 SB-5,
Abdullah Haroon Road,
Saddar Karachi-74400,
Pakistan.
www.jsil.com
Toll Free : 0800-00887
Email : ir@jsil.com

Dear Sir

JS FUND OF FUNDS
FINANCIAL RESULTS FOR THE NINE AND THREE MONTHS PERIOD ENDED MARCH 31, 2019

We have to inform you that the Board of Directors of JS Investments Limited, the Management Company of JS Fund of Funds in their meeting held on Friday, April 26, 2019 at 10:00 am at Karachi, approved the financial results for the period ended March 31, 2019.


The financial results of JS Fund of Funds are as follows:-


	Nine months period ended (Unaudited)		Three months period ended (Unaudited)	
	31 March 2019	31 March 2018	31 March 2019	31 March 2018
	----- Rupees -----			
Income				
Realized (loss)/gain on investments at fair value through P&L - net	(5,221,654)	(15,060,913)	17,564	(5,584,998)
Unrealized (loss)/gain on investments at fair value through P&L - net	(4,668,066)	(2,588,673)	1,521,503	31,020,128
Dividend income	2,195,093	705,524	2,051,534	-
Return on bank balances and T-Bills	6,953,217	1,772,656	1,593,136	740,617
Other income	28,500	-	-	-
	(712,910)	(15,171,406)	5,183,737	26,175,747
Expenses				
Remuneration to the Management Company	771,743	1,178,862	138,186	388,307
Sales Tax on Management Company's remuneration	100,334	153,259	17,964	50,486
Remuneration to the Trustee	525,478	525,480	172,603	172,603
Sales Tax on Trustee remuneration	68,311	68,313	22,439	22,439
Bank and Settlement charges	13,797	11,922	6,690	2,077
Auditors' remuneration	271,891	294,679	55,918	63,831
Annual fee to Securities and Exchange Commission of Pakistan	174,553	207,517	51,233	67,084
Listing fee	18,750	18,750	6,250	6,250
SECP Supervisory fee on listing fee exp	1,875	1,875	625	625
Accounting and operational charges	183,737	218,245	53,938	70,613
Printing Charges	-	100,681	-	16,135
	2,130,469	2,779,583	525,836	860,450
Net (loss)/gain for the period before taxation	(2,843,379)	(17,950,989)	4,657,901	25,315,297
Taxation	-	-	-	-
Net (loss)/gain for the period after taxation	(2,843,379)	(17,950,989)	4,657,901	25,315,297
Allocation of net (loss)/income for the year.				
Income already paid on units redeemed	-	-	-	-
Accounting Income available for distribution:				
Relating to Capital Gain/(loss)	-	-	-	-
Excluding Capital Gain/(loss)	-	-	-	-
	-	-	-	-

Earning per unit (EPU)

EPU has not been disclosed as in the opinion of management determination of weighted average units for calculating EPU is not practicable for open end funds.

The quarterly report of the Company for the period ended March 31, 2019 will be transmitted through PUCARS separately, within the specified time.


Muhammad Khawar Iqbal
CFO & Concurive Officer



April 26, 2019

The General Manager,
Pakistan Stock Exchange Limited,
Stock Exchange Building, Stock Exchange Road,
Karachi-74000, Pakistan.

JS Investments Limited
The Centre, 19th Floor,
Plot No. 28 SB-5,
Abdullah Haroon Road,
Saddar Karachi-74400,
Pakistan.
www.jsii.com
Toll Free : 0800-00887
Email : info@jsii.com

JS INCOME FUND
FINANCIAL RESULTS FOR THE NINE AND THREE MONTHS PERIOD ENDED MARCH 31, 2019

Dear Sir,

We have to inform you that the Board of Directors of JS Investments Limited, the management company of JS Income Fund in their meeting held on Friday April 26, 2019 at 10:00 AM at Karachi, approved the financial results for the period ended March, 31 2019.

The financial results of JS Income Fund are as follows:


	Nine Months Period Ended 31 March		Three Months Period Ended 31 March	
	2019 (Un audited)	2018	2019 (Un audited)	2018
	-----Rupees-----			
Income				
Net realized (loss) / gain on sale of investments at FVTPL	(20,779,573)	(369,504)	(15,961,437)	(1,303,871)
Net un-realised (loss) / gain on investments at FVTPL	(1,340,369)	3,010,911	(1,220,993)	2,672,995
Mark-up / interest income on investments and balances with banks	155,001,849	139,266,929	46,469,221	47,096,231
Dividend Income on Spread transactions	27,764,276	-	16,102,801	-
Other Income	3,569	734,500	-	734,500
	160,649,752	142,642,836	45,389,592	49,199,855
Expenses				
Remuneration to the Management Company	13,010,666	15,376,600	3,501,832	5,109,642
Sales tax on remuneration to the Management Company	1,691,387	1,998,961	455,241	664,253
Accounting and operational charges	1,734,754	2,050,212	466,909	681,285
Remuneration to the trustee	1,242,720	1,400,449	356,742	463,930
Sales tax on remuneration to the trustee	161,554	182,057	46,377	60,310
Securities transactions cost	2,907,176	792,244	1,200,914	292,089
Bank and settlement charges	2,444,147	1,450,357	504,519	1,040,734
Annual fee of Securities & Exchange Commission of Pakistan	1,301,083	1,537,652	350,181	510,960
Auditors' remuneration	415,839	439,503	97,480	111,047
Printing, stationery and postage charges	-	83,765	-	15,948
Mutual fund rating fee	202,555	212,068	48,271	69,657
Securities & Exchange Commission of Pakistan supervisory fee	1,899	1,877	639	617
Listing fee	18,766	18,766	6,163	6,165
Provision for Sindh Workers' Welfare Fund	2,710,451	2,341,629	816,333	803,559
Other expenses	-	21,596	-	-
	27,842,997	27,907,736	7,851,601	9,830,196
Net income for the period before taxation	132,806,755	114,735,100	37,537,991	39,369,659
Taxation	-	-	-	-
Net income for the period after taxation	132,806,755	114,735,100	37,537,991	39,369,659
Allocation of Net Income For the period				
Income already paid on units redeemed	(32,029,285)	(16,697,422)	(22,631,764)	(7,299,901)
Relating to Capital (loss) / gain	-	2,257,003	-	1,143,364
Excluding Capital Gain / (loss)	164,836,040	95,780,676	89,280,969	30,926,394
	164,836,040	98,037,679	89,280,969	32,069,758

Earnings per unit (EPU)

EPU has not been disclosed as in the opinion of management determination of weighted average units for calculating EPU is not practicable for open end Funds.

The Quarterly Report of the Company for the period ended March 31, 2019 will be transmitted through PUCARS separately, within the specified time.

Yours truly,



Muhammad Khawar Iqbal
CFO & Company Secretary



April 26, 2019

The General Manager
Pakistan Stock Exchange Limited
Stock Exchange Building, Stock Exchange Road,
Karachi-74000, Pakistan.

JS Investments Limited
The Centre, 19th Floor.
Plot No. 28 SB-5,
Abdullah Haroon Road,
Saddar Karachi 74400,
Pakistan.
www.jsil.com
Toll Free : 0800-00887
Email : ir@jsil.com

JS ISLAMIC INCOME FUND
FINANCIAL RESULTS FOR THE NINE AND THREE MONTHS PERIOD ENDED MARCH 31, 2019

Dear Sir

We have to inform you that the Board of Directors of JS Investments Limited, the Management Company of JS Islamic Income Fund in their meeting held on Friday, April 26, 2019 at 10:00 AM at Karachi, approved the financial results for the period ended March 31, 2019.

The financial results of JS Islamic Income Fund are as follows:-

	Nine Months Period Ended March 31		Three Months Period Ended March 31	
	2019 Un-audited	2018	2019 Un-audited	2018
	----- Rupees -----			
Income				
Net realized (loss) on sale of investments at FVTPL	(61,987)	(739,085)	(284,491)	-
Net unrealized (loss) / gain on investments at FVTPL - held for trading investments - net	(1,630,231)	120,734	(1,957,322)	108,025
Return / mark-up on balances with banks and investments	49,684,054	21,843,899	19,171,017	16,472,498
Other income	17,598	782,525	-	443,248
	48,009,434	22,008,073	16,929,204	17,023,771
Expenses				
Remuneration to the Management Company	2,627,761	1,899,888	882,470	1,281,755
Sales tax on remuneration to the Management Company	341,612	246,988	114,721	166,630
Accounting and operational charges	525,545	349,889	176,490	256,348
Remuneration to the Trustee	630,668	579,190	211,793	300,036
Sales tax on remuneration to the trustee	81,987	75,294	27,533	39,005
Amortisation of deferred formation cost	-	502,965	-	165,870
Annual fee to the Securities and Exchange Commission of Pakistan	394,168	262,429	132,371	192,265
Bank charges and settlement fee	50,553	14,632	22,531	4,935
Securities transaction cost	316,409	130,210	108,649	115,216
Auditors' remuneration	358,030	371,620	71,717	75,515
Printing and stationery	-	104,492	-	16,174
Shariah advisory fee	120,070	171,775	35,976	116,546
SECP supervisory fee on listing fee	1,875	1,500	625	500
Mutual fund rating fee	148,540	147,906	40,339	48,219
Listing fee	18,750	15,000	6,250	5,000
Provision for Sindh Workers' Welfare Fund	846,135	337,742	309,145	279,862
Others	-	247,752	(443,481)	247,232
	6,462,103	5,459,272	1,697,129	3,311,108
Net income for the period before taxation	41,547,331	16,548,801	15,232,075	13,712,663
Taxation	-	-	-	-
Net income for the period after taxation	41,547,331	16,548,801	15,232,075	13,712,663
Allocation of net income for the period				
Net income for the period	41,547,331	16,548,801	15,232,075	13,712,663
Income already paid on units redeemed	(20,220,680)	(56,213)	(2,768,665)	(54,948)
Accounting income available for distribution:	21,326,651	16,492,588	12,463,410	13,657,715
Relating to Capital (loss) / gain	-	(616,251)	-	107,592
Excluding Capital (loss) / gain	21,326,651	17,108,839	12,463,410	13,550,123
	21,326,651	16,492,588	12,463,410	13,657,715


Earnings per unit (EPU)

EPU has not been disclosed as in the opinion of management determination of weighted average units for calculating EPU is not practicable for open end Funds.

The Quarterly Report of the Company for the period ended March 31, 2019 will be transmitted through PUCARS separately, within the specified time.

Yours truly


Muhammad Khawar Iqbal
CFO & Company Secretary



April 26, 2019
The General Manager
Pakistan Stock Exchange Limited
Stock Exchange Building, Stock Exchange Road,
Karachi-74000, Pakistan.

JS Investments Limited
The Centre, 19th Floor.
Plot No. 28 SB-5,
Abdullah Haroon Road,
Saddar Karachi-74400,
Pakistan.
www.jsil.com
Toll Free : 0800-00887
Email : info@jsil.com

JS LARGE CAP. FUND
FINANCIAL RESULTS FOR THE NINE AND THREE MONTHS PERIOD ENDED MARCH 31, 2019

Dear Sir,

We have to inform you that the Board of Directors of JS Investments Limited, the Management Company of JS Large Cap. Fund in their meeting held on Friday April 26, 2019 at 10:00 AM at Karachi, approved the financial results for the period ended March, 31 2019

The financial results of JS Large Cap. Fund are as follows:-


	Nine Months Period Ended 31 March		Three months period ended 31 March	
	2019 (Un audited)	2018	2019 (Un audited)	2018
	----- Rupees -----			
Income				
(Loss) / gain on sale of investments - net	(40,680,334)	(79,359,432)	(7,494,352)	(42,264,942)
Unrealised (loss) / gain on investments - net	(38,866,843)	(12,990,732)	38,196,320	124,683,589
Dividend income	23,793,445	29,481,046	4,795,941	9,218,715
Mark-up on bank balances	5,305,731	5,027,224	2,088,598	1,346,609
Other income	28,300	-	-	-
	(50,419,701)	(57,841,894)	37,586,507	92,983,971
Expenses				
Remuneration of the Management Company	11,241,929	11,774,814	3,487,349	3,770,053
Sindh sales tax on Management Company's remuneration	1,461,456	1,530,727	453,356	490,108
Remuneration of the Trustee	1,124,198	1,177,452	348,737	377,006
Sindh sales tax on Trustee remuneration	146,148	153,070	45,336	49,011
Annual fee to Securities and Exchange Commission of Pakistan	534,017	559,300	165,649	179,079
Listing fee and settlement charges	198,103	93,624	42,170	33,973
Accounting and operational charges	562,098	588,742	174,367	189,763
SECP supervisory fee	1,877	1,877	617	617
Selling and marketing expense	2,248,384	1,118,483	697,469	754,009
Auditors' remuneration	505,473	537,442	103,872	107,423
Securities transaction cost	5,652,583	2,299,033	1,201,322	863,919
Printing, stationery and postage	-	83,616	-	15,900
Bank charges	30,342	12,505	11,541	4,354
Other expense	-	20,844	-	-
	23,706,608	19,951,529	6,731,785	6,835,215
Net loss for the period before taxation	(74,126,309)	(77,793,422)	30,854,722	86,148,756
Taxation	-	-	-	-
Net loss for the period after taxation	(74,126,309)	(77,793,422)	30,854,722	86,148,756
Allocation of net loss for the period				
Income already paid on units redeemed	-	-	-	-
Accounting income available for distribution:				
Relating to capital gains	-	-	-	-
Excluding capital gains	-	-	-	-

Earnings per unit (EPU)

EPU has not been disclosed as in the opinion of management determination of weighted average units for calculating EPU is not practicable for open end Funds.

The Quarterly Report of the Company for the period ended March 31, 2019 will be transmitted through PUCARS separately, within the specified time.

Yours truly



Muhammad Khawar Iqbal
CFO & Company Secretary



April 26, 2019

The General Manager,
Pakistan Stock Exchange Limited,
Stock Exchange Building, Stock Exchange Road,
Karachi-74000, Pakistan.

Dear Sir,

JS Investments Limited
The Centre, 19th Floor,
Plot No. 28 SB-5,
Abdullah Haroon Road,
Saddar Karachi-74400,
Pakistan.
www.jsil.com
Toll Free : 0800-00887
Email : ir@jsil.com

JS CASH FUND
FINANCIAL RESULTS FOR THE NINE AND THREE MONTHS PERIOD ENDED MARCH 31, 2019

We have to inform you that the Board of Directors of JS Investments Limited, the Management Company of JS Cash Fund in their meeting held on Friday, April 26, 2019 at 10:00 AM at Karachi, approved the financial results for the period ended March 31, 2019.

An interim Cash Dividend for the month ended March 31, 2019 at Rs. 0.86 per unit. This is in addition to Interim Dividend(s) already paid at Rs. 5.62 per unit.

The financial results of JS Cash Fund are as follows:-

	Nine months period ended 31 March		Three months period ended 31 March	
	2019 (Un-audited)	2018	2019 (Un-audited)	2018
	(Rupees)			
Income				
Mark-up / interest income on bank balances and held for trading investments	136,679,459	28,563,901	83,798,262	9,022,879
(Loss) / gain on sale of investments at fair value through profit or loss - net	(335,298)	33,506	(102,910)	(22,836)
Unrealised gain on investments at fair value through profit or loss - net	19,509	-	-	7,900
Other Income	-	-	-	-
	136,363,670	28,597,407	83,695,352	9,007,943
Expenses				
Remuneration of the Management Company	2,055,163	2,344,603	1,180,327	718,042
Sindh sales tax on Management Company's remuneration	267,172	304,803	153,443	93,348
Remuneration of the Trustee	1,384,859	656,509	696,403	201,070
Sindh sales tax on Trustee remuneration	180,031	85,348	90,531	26,143
Annual fee to the Securities and Exchange Commission of Pakistan	1,027,595	351,689	590,187	107,707
Securities transaction cost	67,660	2,486	17,756	28
Listing fee	20,500	18,750	8,000	6,251
Secp supervisory fee on listing fee	1,875	1,875	625	625
Mutual fund rating fee	112,845	203,864	27,398	75,694
Bank and settlement charges	65,592	45,896	22,919	19,817
Auditors' remuneration	173,310	178,773	32,980	36,738
Printing charges	-	95,395	-	16,175
Provision for Sindh Workers' Welfare Fund	2,592,651	476,770	1,601,670	151,254
Accounting and operational charges	1,370,100	468,917	786,876	143,606
	9,319,353	5,235,678	5,209,115	1,596,498
Net income for the period before taxation	127,044,317	23,361,729	78,486,237	7,411,445
Taxation	-	-	-	-
Net income for the period after taxation	127,044,317	23,361,729	78,486,237	7,411,445
Allocation of net income for the period:				
Net income for the period	127,044,317	23,361,729	78,486,237	7,411,445
Income already paid on units redeemed	(16,379,817)	(7,181,734)	(9,103,088)	(3,722,893)
Accounting income available for distribution	110,664,500	16,179,995	69,383,149	3,688,552
-Relating to capital gains - net	-	23,206	-	(14,936)
-Excluding capital gains	110,664,500	16,156,789	69,383,149	3,703,488
	110,664,500	16,179,995	69,383,149	3,688,552


Earnings per unit (EPU)

EPU has not been disclosed as in the opinion of management determination of weighted average units for calculating EPU is not practicable for open end Funds.

The Quarterly Report of the Company for the period ended March 31, 2019 will be transmitted through PUCARS separately, within the specified time.

Yours truly


Muhammad Khawar Iqbal
CFO & Company Secretary



April 26, 2019

JS investments

The General Manager,
Pakistan Stock Exchange Limited,
Stock Exchange Building, Stock Exchange Road,
Karachi-74000, Pakistan.

Dear Sir

JS Investments Limited
The Centre, 19th Floor,
Plot No. 28 SB-5,
Abdullah Haroon Road,
Saddar Karachi-74400,
Pakistan.
www.jsil.com
Toll Free : 0800-00887
Email : ir@jsil.com

JS ISLAMIC HYBRID FUND OF FUNDS**FINANCIAL RESULTS FOR THE NINE MONTHS PERIOD ENDED 31 MARCH 2019**

We would like to inform you that the Board of Directors of JS Investments Limited, the Management Company of JS Islamic Hybrid Fund of Funds in their meeting held on Friday, 26 April 2019 at 10:00 am at Karachi, approved the financial results for the period ended March 31, 2019.

The financial result of JS Islamic Hybrid Fund of Funds are as follows:

	31 March 2019 (Unaudited)						Total
	Mufeed	Munafa	Mustahkem	Mustanad	Mutanusib	JSIAAP - 1	
	-----Rupees-----						
Income							
Mark-up : interest income on bank balances	223,866	38,946	138,484	179,445	98,460	626,613	1,305,814
Unrealised (loss)/gain on investments at fair value through P&L - net	(2,029,712)	(829,888)	36,345	517,195	(178,264)	392,249	(2,092,075)
Realized Gain/(loss) on investments at fair value through P&L - net	630,874	971	(196,173)	1,044,807	322,670	3,203,020	5,006,170
Dividend Income	-	-	717,166	125,151	-	188,303	1,030,620
Other income	103,562	103,266	97,027	130,914	113,658	34,405	582,831
Total Income	(1,071,409)	(686,706)	792,849	1,997,512	356,524	4,444,591	5,833,360
Expenses							
Remuneration of the Trustee	54,366	11,512	36,820	37,210	38,038	158,767	336,713
Sindh sales tax on Trustee remuneration	7,053	1,496	4,788	4,839	4,945	20,771	43,892
Annual fee to the Securities and Exchange Commission of Pakistan	30,580	5,744	19,036	23,046	17,873	79,127	175,407
Shariah Advisory fee	7,459	1,378	4,786	5,701	4,319	18,897	42,541
Amortization of deferred formation costs	90,968	90,968	90,968	90,968	90,968	-	454,840
Listing Fees	3,125	3,125	3,125	3,125	3,125	3,125	18,750
SECP Supervisory Fees	313	313	313	313	313	313	1,878
Auditors' remuneration	72,443	15,958	28,089	91,438	44,065	187,867	439,860
Provision for Sindh Workers' Welfare Fund	-	-	10,798	33,514	1,832	79,354	125,498
Accounting and operational charges	32,204	6,056	20,048	24,270	18,828	83,310	184,716
Bank charges	5,411	3,057	6,770	3,596	8,459	7,824	35,118
Total Expenses	303,923	139,608	225,541	318,020	232,766	639,355	1,859,212
Taxation							
Net (loss) / income for the period after taxation	(1,375,332)	(826,313)	567,308	1,679,492	123,758	3,805,236	3,974,148
Allocation of net (loss)/ income for the period							
Income already paid on units redeemed	-	-	(769,958)	(1,004,476)	(142,283)	(94,527)	(2,011,244)
Accounting Income available for distribution:							
- Relating to Capital Gain	-	-	-	551,768	-	3,402,332	3,954,101
- Excluding Capital Gain	-	-	(202,650)	123,247	(18,525)	308,376	210,448
	-	-	(202,650)	675,015	(18,525)	3,710,708	4,164,549

JS ISLAMIC HYBRID FUND OF FUNDS

FINANCIAL RESULTS FOR THE NINE MONTHS PERIOD ENDED 31 MARCH 2018

	31 March 2018 (Unaudited)						Total
	Mufeed	Munafa	Mustahkem	Mustanad	Mutanasib	JSIAAP - 1	
	-----Rupees-----						
Income							
Mark-up / interest income on bank balances	270,639	54,024	1,165,592	1,424,862	310,165	674,199	3,899,481
Unrealised (loss)/gain on investments at fair value through P&L - net	(9,062,975)	(2,188,850)	(6,279,358)	501,584	(4,698,688)	953,990	(20,774,295)
Realized (loss)/gain on investments at fair value through P&L - net	(1,114,283)	(889,856)	3,017,812	3,479,470	(4,793,996)	1,325,147	1,024,293
Other income	74,533	163,487	-	-	84,467	-	322,487
Total Income	(9,832,087)	(2,861,194)	(2,095,954)	5,405,916	(9,098,052)	2,953,336	(15,528,034)
Expenses							
Remuneration of the Trustee	46,730	12,348	160,052	97,217	42,097	60,396	418,840
Sindh sales tax on Trustee remuneration	6,072	1,603	20,808	12,273	5,474	7,852	54,082
Annual fee to the Securities and Exchange Commission of Pakistan	49,054	12,955	168,775	107,422	44,161	64,947	447,314
SECP Supervisory Fees	534	333	333	333	333	221	1,888
Shariah Advisory fee	30,412	8,092	105,198	62,754	27,896	39,880	274,232
Amortization of deferred formation costs	90,968	90,968	90,968	90,968	90,968	-	454,840
Listing Fees	3,332	3,332	3,332	3,332	3,332	2,208	18,866
Auditors' remuneration	104,401	95,098	133,188	99,626	100,811	59,077	592,201
Printing charges	17,681	16,002	22,410	16,737	16,926	15,233	104,987
Provision for Sindh Workers' Welfare Fund	-	-	-	95,975	-	52,648	148,623
Accounting and operational charges	51,635	13,637	177,658	113,078	46,485	68,911	471,403
Bank charges	1,000	1,000	1,700	3,422	3,050	2,200	12,372
Total Expenses	401,618	255,367	884,421	703,137	381,531	373,572	2,999,647
Taxation	-	-	-	-	-	-	-
Net (loss) / income for the period after taxation	(10,233,705)	(3,116,561)	(2,980,375)	4,702,779	(9,479,583)	2,579,764	(18,527,681)
Allocation of Net (loss)/ income for the period							
Income already paid on units redeemed	-	-	-	(3,265,009)	-	-	-
Accounting Income available for distribution:							
- Relating to Capital Gain	-	-	-	1,217,119	-	2,279,137	-
- Excluding Capital Gain	-	-	-	220,651	-	300,627	-
	-	-	-	1,437,770	-	2,579,764	-

JS ISLAMIC HYBRID FUND OF FUNDS

FINANCIAL RESULTS FOR THE THREE MONTHS PERIOD ENDED 31 MARCH 2019

	31 March 2019 (Unaudited)						Total
	Mufeed	Munafa	Mustahkem	Mustanad	Mutanasib	JSIAAP - 1	
	-----Rupees-----						
Income							
Mark-up / interest income on bank balances	53,119	17,485	35,514	18,781	9,249	212,161	346,309
Unrealised gains on investments at fair value through P&L - net	1,010,316	3,691	229,923	235,380	1,613,273	3,991,460	7,084,043
Realized (loss)/Gain on investments at fair value through P&L - net	(430,569)	(9,954)	98,145	16,693	(468,980)	(435,544)	(1,230,208)
Other income	34,050	31,466	38,443	37,416	34,002	11,445	186,821
Total Income	666,917	42,687	402,025	308,270	1,187,544	3,779,522	6,386,965
Expenses							
Remuneration of the Trustee	19,546	4,473	3,292	7,700	11,007	63,846	109,864
Sindh sales tax on Trustee remuneration	2,525	581	428	1,002	1,432	8,431	14,399
Annual fee to the Securities and Exchange Commission of Pakistan	7,804	1,781	1,390	3,070	4,480	25,940	44,466
Shariah Advisory fee	1,645	377	269	647	934	5,467	9,340
Amortization of deferred formation costs	29,830	29,880	29,880	29,880	29,880	-	149,400
Listing Fees	1,042	1,042	1,042	1,042	1,042	1,042	6,252
SECP Supervisory Fees	105	105	105	105	105	105	630
Auditors' remuneration	16,217	3,700	8,659	11,835	9,285	53,603	103,295
Provision for Sindh Workers' Welfare Fund	-	-	6,577	5,501	1,832	73,769	87,679
Accounting and operational charges	8,228	1,885	1,473	3,242	4,729	27,321	46,878
Bank charges	854	-	2,526	983	2,175	3,270	9,808
Total Expenses	87,847	43,825	55,641	65,007	66,902	262,794	582,015
Taxation							
Net income/(loss) for the period after taxation	579,070	(1,137)	346,384	243,263	1,120,642	3,516,728	5,804,950
Allocation of net income/(loss) for the period							
Income already paid on units redeemed	-	-	(549,034)	-	(142,283)	(94,527)	(785,844)
Accounting Income available for distribution:							
- Relating to Capital Gain	-	-	328,068	-	1,144,293	3,443,467	4,915,828
- Excluding Capital Gain	-	-	(530,718)	-	(165,933)	(21,266)	(717,918)
	-	-	(202,650)	-	978,359	3,422,201	4,197,910

JS ISLAMIC HYBRID FUND OF FUNDS

FINANCIAL RESULTS FOR THE THREE MONTHS PERIOD ENDED 31 MARCH 2018

	31 March 2018 (Unaudited)						Total
	Mufeed	Munafa	Mustahkem	Mustanad	Mutanasib	JSIAAP - 1	
	-----Rupees-----						
Income							
Mark-up / interest income on bank balances	85,921	20,928	328,315	46,220	79,032	183,421	743,837
Unrealised gains on investments at fair value through P&L - net	4,039,220	924,738	6,249,640	411,688	6,791,190	1,828,948	20,245,424
Realized (loss)/gains on investments at fair value through P&L - net	100,000	27,155	(307,808)	86,939	(3,080,648)	337,740	(2,836,622)
Other income	(3,111)	22,600	-	-	5,026	-	24,515
Total Income	4,222,020	995,421	6,270,147	544,847	3,794,600	2,350,109	18,177,154
Expenses							
Remuneration of the Trustee	14,508	3,462	50,751	9,222	10,295	28,715	116,953
Sindh sales tax on Trustee remuneration	1,885	448	6,398	833	1,339	3,731	14,833
Annual fee to the Securities and Exchange Commission of Pakistan	15,439	3,685	54,121	9,483	10,969	30,550	124,248
SECP Supervisory Fees	104	104	101	104	104	104	621
Shariah Advisory fee	7,370	1,758	25,916	4,521	5,229	14,578	59,372
Amortization of deferred formation costs	29,880	29,880	29,880	29,880	29,880	-	149,400
Listing Fees	1,035	1,035	1,035	1,035	1,035	1,035	6,210
Auditors' remuneration	12,221	2,918	42,506	7,446	8,631	24,192	97,914
Printing charges	1,978	473	6,881	1,208	1,397	3,919	15,856
Provision for Sindh Workers' Welfare Fund	-	-	-	9,423	-	44,223	53,645
Accounting and operational charges	16,252	3,879	56,970	9,982	11,545	32,158	130,785
Settlement Charges and Others	-	-	500	-	1,050	-	1,550
Total Expenses	100,671	47,641	275,261	83,138	81,474	183,203	771,387
Taxation	-	-	-	-	-	-	-
Net income for the period after taxation	4,121,350	947,780	5,994,887	461,710	3,713,126	2,166,906	17,405,768
Allocation of net income for the period							
Income already paid on units redeemed	-	-	-	(466,950)	-	-	-
Accounting Income available for distribution:							
- Relating to Capital Gain	-	-	-	32,234	-	-	-
- Excluding Capital Gain	-	-	-	(37,474)	-	-	-
	-	-	-	(5,240)	-	-	-

Earnings per unit (EPU)

EPU has not been disclosed as in the opinion of management determination of weighted average units for calculating EPU is not practicable for open end funds.

The quarterly report of the Company for the period ended March 31, 2019 will be transmitted through PUCARS separately, within the specified time.


Muhammad Khawar Iqbal

CFO & Company Secretary

April 26, 2019

JS investments

The General Manager,
Pakistan Stock Exchange Limited,
Stock Exchange Building, Stock Exchange Road,
Karachi-74000, Pakistan.

Dear Sir

JS Investments Limited
The Centre, 19th Floor,
Plot No. 28 SB-5,
Abdullah Haroon Road,
Saddar Karachi-74400,
Pakistan.
www.jsil.com
Toll Free : 0800-00887
Email : ir@jsil.com

JS ISLAMIC HYBRID FUND OF FUNDS - 2**FINANCIAL RESULTS FOR THE NINE MONTHS PERIOD ENDED 31 MARCH 2019**

We would like to inform you that the Board of Directors of JS Investments Limited, the Management Company of JS Islamic Hybrid Fund of Funds - 2 in their meeting held on Friday, 26 April 2019 at 10:00 am at Karachi, approved the financial results for the period ended March 31, 2019.

The financial result of JS Islamic Hybrid Fund of Funds - 2 are as follows:

FOR THE NINE MONTH PERIOD ENDED

31 MARCH 2019 (Unaudited)

JS Islamic Active Allocation Plan-II	JS Islamic Capital Preservation Allocation Plan I	JS Islamic Capital Preservation Allocation Plan II	JS Islamic Capital Preservation Allocation Plan III	JS Islamic Capital Preservation Allocation Plan IV	JS Islamic Capital Preservation Allocation Plan V	Total	
Rupees							
Income							
Mark-up / interest income on bank balances and TDR	3,217,337	86,689,226	93,748,178	72,388,035	60,130,664	6,939,060	323,112,499
Realized gains on investments at fair value through P&L - net	15,813,401	1,546,963	751,820	9,093,136	3,812,029	-	31,017,348
Unrealized gain/(loss) on investments at fair value through P&L - net	2,377,392	(10,437,925)	(11,678,744)	(5,066,629)	-	-	(24,805,906)
Dividend Income	965,731	-	-	-	-	-	965,731
Other income	32,446	2,285	-	-	-	-	34,731
Total Income	22,406,307	77,800,549	82,821,254	76,414,541	63,942,693	6,939,060	330,324,404
Expenses							
Remuneration of the Management Company	-	6,794,780	7,474,473	5,564,687	5,214,628	225,082	25,273,651
Sindh sales tax on Management Company's remuneration	-	883,323	971,680	723,408	677,902	29,261	3,285,573
Remuneration of the Trustee	584,352	1,394,319	1,516,033	916,222	605,919	25,195	5,042,040
Sindh sales tax on Trustee remuneration	74,444	181,261	197,083	119,119	88,920	3,275	664,102
Annual fee to the Securities and Exchange Commission of Pakistan	466,650	1,115,784	1,212,747	752,096	506,510	21,383	4,075,170
Listing Fees	6,250	6,250	6,250	-	-	-	18,750
SECP Supervisory Fees	625	625	625	-	-	-	1,875
Shariah Advisory fee	111,420	266,598	289,893	171,232	108,074	4,101	951,318
Amortization of deferred formation costs	628,830	-	-	-	-	-	628,830
Auditors' remuneration	52,586	166,515	158,780	82,156	40,828	988	501,853
Printing charges	-	-	3,731	-	-	-	3,731
Provision for Sindh Workers' Welfare Fund	401,545	1,328,287	1,399,779	1,355,211	1,137,377	132,240	5,754,438
Accounting and operational charges	491,211	1,174,483	1,276,531	791,657	533,149	22,507	4,289,538
Bank Charges	5,174	8,023	15,444	12,856	7,930	-	49,427
Total Expenses	2,823,088	13,320,248	14,523,048	10,488,644	8,921,237	464,032	50,540,296
Taxation							
Net income for the period after taxation	(9,583,220)	64,480,301	68,298,205	65,925,897	55,021,456	6,475,028	279,784,108
Allocation of net income for the period							
Income already paid on units redeemed	(127,330)	(1,899,805)	(813,918)	(4,753,249)	(1,557,314)	-	(9,151,616)
Accounting Income available for distribution:							
Relating to Capital Gain	17,819,253	-	-	2,002,247	3,477,920	-	23,299,419
Excluding Capital Gain	1,636,637	62,580,496	67,484,287	59,170,401	49,986,222	6,475,028	247,333,072
	19,455,890	62,580,496	67,484,287	61,172,648	53,464,142	6,475,028	270,632,491
	19,328,560	60,680,691	66,670,369	56,419,399	51,906,828	6,475,028	261,480,875

JS ISLAMIC HYBRID FUND OF FUNDS - 2

FINANCIAL RESULTS FOR THE NINE MONTHS PERIOD ENDED 31 MARCH 2018

	For the period from 23 October 2017 to 31 March 2018	For the period from 25 January 2018 to 31 March 2018	Total
	JS Islamic Active Allocation Plan-2	JS Islamic Capital Preservation Allocation Plan I	
-----Rupees-----			
Income			
Mark-up / interest income on bank balances	1,412,687	3,784,590	5,197,277
Realized gains on investments at fair value through P&L - net	3,263,790	3,188	3,266,978
Unrealised gains on investments at fair value through P&L - net	6,879,905	1,675,460	8,555,365
Other Income	356,267	-	356,267
Total Income	11,912,650	5,463,238	17,375,888
Expenses			
Remuneration of the Management Company	162,376	236,853	399,229
Sindh sales tax on Management Company's remuneration	21,109	30,791	51,900
Remuneration of the Trustee	393,233	81,093	474,326
Sindh sales tax on Trustee remuneration	51,120	10,542	61,663
Annual fee to the Securities and Exchange Commission of Pakistan	193,529	53,470	247,000
SECP Supervisory Fees	1,287	81	1,368
Shariah Advisory fee	94,375	18,097	112,472
Amortization of deferred formation costs	252,479	-	252,479
Listing Fees	12,873	808	13,682
Auditors' remuneration	227,611	80,361	307,971
Printing charges	53,283	3,287	56,570
Provision for Sindh Workers' Welfare Fund	200,008	97,573	297,581
Accounting and operational charges	203,713	56,283	259,996
Bank Charges	3,057	907	3,964
Total Expenses	1,870,055	670,145	2,540,200
Taxation	-	-	-
Net income for the period after taxation	10,042,595	4,793,093	14,835,688
Allocation of Net Income for the period			
Income already paid on units redeemed	-	-	-
Accounting Income available for distribution:			
Relating to Capital Gain/(loss)	10,143,696	1,678,648	11,822,344
Excluding Capital Gain/(loss)	(101,101)	3,114,445	3,013,344
	10,042,595	4,793,093	14,835,688
	10,042,595	4,793,093	14,835,688

JS ISLAMIC HYBRID FUND OF FUNDS – 2

FINANCIAL RESULTS FOR THE THREE MONTHS PERIOD ENDED 31 MARCH 2019

FOR THE THREE MONTH PERIOD ENDED

31 MARCH 2019 (Unaudited)

	JS Islamic Active Allocation Plan-II	JS Islamic Capital Preservation Allocation Plan I	JS Islamic Capital Preservation Allocation Plan II	JS Islamic Capital Preservation Allocation Plan III	JS Islamic Capital Preservation Allocation Plan IV	JS Islamic Capital Preservation Allocation Plan V	Total
-----Rupees-----							
Income							
Mark-up / interest income on bank balances and TDR	1,282,188	34,010,613	37,122,316	36,477,263	48,344,188	6,939,060	164,175,627
Realized (loss)/gain on investments at fair value through P&L - net	(2,790,645)	(1,088,869)	(1,099,338)	623,406	3,890,665	-	(464,782)
Unrealised gains on investments at fair value through P&L - net	23,874,022	11,049,969	11,357,585	8,453,479	3,750,180	-	58,484,236
Total Income	22,365,565	43,970,713	47,380,563	45,554,148	55,985,033	6,939,060	222,195,881
Expenses							
Remuneration of the Management Company	-	3,330,866	3,610,063	3,369,823	4,560,446	225,082	15,104,280
Sindh sales tax on Management Company's remuneration	-	434,053	469,308	438,077	592,591	29,261	1,963,290
Remuneration of the Trustee	184,457	430,807	466,225	422,119	527,832	25,195	2,056,634
Sindh sales tax on Trustee remuneration	22,502	56,004	60,608	54,887	78,769	3,275	276,046
Annual fee to the Securities and Exchange Commission of Pakistan	153,114	360,130	389,731	352,858	441,196	21,383	1,718,411
Listing Fees	2,083	2,083	2,083	-	-	-	6,249
SECP Supervisory Fees	208	208	208	-	-	-	624
Shariah Advisory fee	32,228	75,724	82,004	74,410	94,633	4,101	363,100
Amortization of deferred formation costs	206,550	-	-	-	-	-	206,550
Auditors' remuneration	8,090	29,846	31,410	29,459	34,133	988	133,926
Provision for Sindh Workers' Welfare Fund	401,545	789,347	843,024	818,405	997,101	131,240	3,981,662
Accounting and operational charges	161,146	379,045	410,204	371,417	464,400	22,507	1,808,719
Bank Charges	2,678	6,785	4,458	8,681	7,930	-	30,531
Total Expenses	1,174,602	5,902,897	6,369,326	5,940,135	7,799,030	464,032	27,650,021
Taxation	-	-	-	-	-	-	-
Net income for the period after taxation	21,190,963	38,067,816	41,011,237	39,614,013	48,186,003	6,475,028	194,545,060
Allocation of net income for the period							
Income already paid on units redeemed	(127,330)	(1,864,536)	(805,098)	(4,467,615)	(1,557,314)	-	(8,841,903)
Accounting Income available for distribution:							
Relating to Capital Gain (Loss)	29,711,836	9,856,692	10,707,224	7,052,626	7,306,736	-	55,135,114
Excluding Capital Gain (Loss)	351,797	26,226,588	29,998,914	28,093,762	39,321,953	6,475,028	130,568,015
	21,063,634	36,183,280	40,206,139	35,146,388	46,628,689	6,475,028	185,703,156
	20,936,304	34,298,744	39,401,040	30,678,762	45,071,374	6,475,028	176,861,253

FINANCIAL RESULTS FOR THE THREE MONTHS PERIOD ENDED 31 MARCH 2018

Three months period ended

31 March 2018

JS Islamic Active Allocation Plan-2

-----Rupees-----

Income

Mark-up / interest income on bank balances	1,037,195
Realized gain on investments at fair value through P&L - net	3,263,790
Unrealised gain on investments at fair value through P&L - net	5,735,568
Other Income	356,267
Total Income	10,392,821

Expenses

Remuneration of the Management Company	100,939
Sindh sales tax on Management Company's remuneration	13,123
Remuneration of the Trustee	327,437
Sindh sales tax on Trustee remuneration	42,567
Annual fee to the Securities and Exchange Commission of Pakistan	162,276
SECI' Supervisory Fees	1,035
Shariah Advisory fee	77,412
Amortization of deferred formation costs	206,574
Listing Fees	10,393
Auditors' remuneration	123,011
Printing charges	29,383
Provision for Sindh Workers' Welfare Fund	177,651
Accounting and operational charges	170,815
Bank Charges	3,057

Total Expenses 1,445,675

Taxation

Net income for the period after taxation 8,947,146

Allocation of net income for the period

Income already paid on units redeemed	-
Accounting Income available for distribution:	
Relating to Capital Gain/(loss)	-
Excluding Capital Gain/(loss)	-
	-

Earnings per unit (EPU)

EPU has not been disclosed as in the opinion of management determination of weighted average units for calculating EPU is not practicable for open end funds.

The quarterly report of the fund for the period ended March 31, 2019 will be transmitted through PUCARS separately, within the specified time.


Muhammad Khawar Iqbal

CFO & Company Secretary



April 26, 2019

The General Manager,
Pakistan Stock Exchange Limited,
Stock Exchange Building, Stock Exchange Road,
Karachi-74000, Pakistan.

Dear Sir,

JS Investments Limited
The Centre, 19th Floor,
Plot No. 28 SB-5,
Abdullah Haroon Road,
Saddar Karachi-74400,
Pakistan.
www.jsil.com
Toll Free : 0800-00887
Email : ir@jsil.com

**JS ISLAMIC DEDICATED EQUITY FUND
FINANCIAL RESULTS FOR THE NINE AND THREE MONTHS PERIOD ENDED MARCH 31, 2019**

We have to inform you that the Board of Directors of JS Investments Limited, the Management Company of JS Islamic Dedicated Equity Fund in their meeting held on Friday, April 26, 2019 at 10:00 AM at Karachi, approved the financial results for the period ended March 31, 2019.

The financial results of JS Islamic Dedicated Equity Fund are as follows:-


	Nine months period ended 31 March 2019	For The Period From 20 March 2018 To 31 March 2018 (Un-audited) Rupees	Three months period ended 31 March 2019
Income			
Mark-up / interest income on bank balances	11,143,314	489,161	3,835,993
Gain on sale of held for trading investments - net	40,377,687	-	433,886
Dividend Income On Equity Securities	24,029,975	-	1,294,696
Net unrealized (loss) / gain on revaluation of investments - at fair value through profit or loss - held-for-trading	(68,488,095)	1,554,484	54,169,138
Total loss	7,062,881	2,043,645	59,733,713
Expenses			
Remuneration of the Management Company	14,945,200	165,707	4,078,226
Sindh sales tax on Management Company's remuneration	1,942,878	21,542	530,169
Remuneration of the Trustee	1,385,867	21,096	380,915
Sindh sales tax on Trustee remuneration	180,162	2,742	49,517
Annual fee to the Securities and Exchange Commission of Pakistan	709,894	7,871	193,712
Securities transactions cost	238,796	30,509	19,560
Shariah Advisory fee	169,510	2,628	39,889
Listing Fees	37,500	-	12,500
SECP Supervisory Fees	1,875	-	(25)
Auditors' remuneration	276,290	16,015	48,740
Selling and marketing expense	2,989,031	33,139	815,846
Provision for Sindh Workers' Welfare Fund	-	34,632	-
Accounting and operational charges	747,244	8,235	203,906
Other expense	333,439	-	89,250
Total expenses	23,957,686	344,210	6,461,415
Net (loss) / gain for the period before taxation	(16,894,806)	1,699,429	53,272,297
Taxation	-	-	-
Net loss for the period after taxation	(16,894,806)	1,699,429	53,272,297
Allocation of Net (loss) / gain for the period			
Net (loss) / income for the period after taxation	(16,894,806)	1,699,429	53,272,297
Income already paid on units redeemed	-	(3,267)	-
	(16,894,806)	1,696,162	53,272,297
Accounting Income available for distribution:			
Relating to Capital Gain	-	1,551,217	-
Excluding Capital Gain	-	144,945	-
	-	1,696,162	-

Earnings per unit (EPU)

EPU has not been disclosed as in the opinion of management determination of weighted average units for calculating EPU is not practicable for open end Funds.

The Quarterly Report of the Company for the period ended March 31, 2019 will be transmitted through PUCARS separately, within the specified time.

Yours truly


Muhammad Khawar Iqbal
CFO & Company Secretary

