

**Our Ref: FIN-JSIL-AMC/778**  
**Dated: February 26, 2018**

**FORM - 3**

**The General Manager**

Pakistan Stock Exchange Limited  
Stock Exchange Building,  
Stock Exchange Road,  
Karachi.

Dear Sir,

**Subject: Financial results for the year ended December 31, 2017**

We are pleased to inform you that the Board of Directors ("BoD") of JS Investments Limited in their meeting held on Friday, February 23, 2018 at 3:00 PM at 7th Floor, The Forum Karachi, approved the audited financial statements for the year ended December 31, 2017.

The financial results of the Company, comprising of Un-Consolidated (Annexure 'A') and Consolidated Profit and Loss Account (Annexure 'B') are enclosed to this letter.


The Annual General Meeting of the Company will be held on Tuesday, April 10, 2018 at 10.30 AM at Karachi

The Share Transfer Books of the Company will be closed from April 04, 2018 to April 10, 2018 (both days inclusive). Transfers received at the office of Company's Share Registrar, Central Depository Company of Pakistan Limited (CDC), CDC House, 99-B, Block B, S.M.C.H.S., Main Shakra-e-Faisal, Karachi at the close of business on April 03, 2018 will be treated in time for the purpose of above entitlement to the transferees.

Based on recommendations of the BoD, answers to para (i) to (v) of Form - 3 are Nil.

We will be sending you 200 copies of printed accounts for distribution amongst the TRE Certificates of the Exchange in due course of time.


Yours truly,



**Muhammad Khawar Iqbal**  
**CFO & Company Secretary**

**JS INVESTMENTS LIMITED**  
**UNCONSOLIDATED PROFIT AND LOSS STATEMENT (AUDITED)**  
**FOR THE YEAR ENDED DECEMBER 31, 2017**


	<b>2017</b>	<b>2016</b>
	----- Rupees -----	
Income		
Remuneration from funds under management - net	198,371,204	155,352,581
Commission from open end funds under management	8,281,530	8,650,537
Dividend income	40,746,025	26,879,322
Net gain on sale of investments classified 'at fair value through profit or loss' - held-for-trading	2,959,496	2,591,700
Net gain on sale of investments classified as 'available-for-sale'	95,392,424	261,128,788
Return on bank deposits	1,387,815	1,296,432
Remuneration and share of profit from management of discretionary and non discretionary client portfolio	5,703,483	5,629,603
	<b>352,841,977</b>	<b>461,528,963</b>
Administrative and marketing expenses	(317,264,484)	(279,637,926)
Operating profit	<b>35,577,493</b>	<b>181,891,037</b>
Other expenses	(1,323,592)	(4,281,551)
Financial charges	(291,187)	(17,663)
	<b>33,962,714</b>	<b>177,591,823</b>
Other income	33,537,797	32,204,172
Profit before taxation	<b>67,500,511</b>	<b>209,795,995</b>
Taxation - net	(35,284,935)	(10,098,142)
Profit for the year	<b>32,215,576</b>	<b>199,697,853</b>
Earnings per share for the year - basic and diluted	<b>0.40</b>	<b>2.49</b>



**Muhammad Khawar Iqbal**  
**CFO & Company Secretary**

**JS INVESTMENTS LIMITED**  
**CONSOLIDATED PROFIT AND LOSS STATEMENT**  
**FOR THE YEAR ENDED DECEMBER 31, 2017**

	<b>2017</b>	<b>2016</b>
	----- Rupees -----	
Income		
Remuneration from funds under management - net	198,371,204	155,352,581
Commission from open end funds under management	8,281,530	8,650,537
Dividend income	40,746,025	29,203,440
Net gain on sale of investments classified 'at fair value through profit or loss' - held-for-trading	4,254,182	2,591,601
Net gain on sale of investments classified as 'available-for-sale'	95,392,424	261,128,788
Return on bank deposits	1,440,082	1,302,231
Remuneration and share of profit from management of discretionary and non discretionary client portfolio	5,703,483	5,629,603
	<b>354,188,930</b>	<b>463,858,781</b>
Administrative and marketing expenses	(317,691,530)	(280,053,245)
Operating profit	<b>36,497,400</b>	<b>183,805,536</b>
Other expenses	(1,369,320)	(4,346,018)
Financial charges	(293,171)	(18,532)
	<b>34,834,908</b>	<b>179,440,986</b>
Other income	34,952,899	33,513,879
Profit before taxation	<b>69,787,807</b>	<b>212,954,865</b>
Taxation - net	(35,458,541)	(10,526,999)
Profit for the year	<b>34,329,266</b>	<b>202,427,866</b>
Earnings per share for the year - basic and diluted	<b>0.43</b>	<b>2.52</b>



**Muhammad Khawar Iqbal**  
**CFO & Company Secretary**