

**Our Ref: FIN-JSIL-AMC/435**  
**Dated: February 14, 2017**

**FORM - 3**

**The General Manager**  
Pakistan Stock Exchange Limited  
Stock Exchange Building,  
Stock Exchange Road,  
Karachi.

Dear Sir,

**Subject: Financial results for the year ended December 31, 2016**

We are pleased to inform you that the Board of Directors ("BoD") of JS Investments Limited in their meeting held on Tuesday, February 14, 2017 at 11:00 AM at 7th Floor, The Forum Karachi, approved the audited financial statements for the year ended December 31, 2016.

The financial results of the Company, comprising of Un-Consolidated (Annexure 'A') and Consolidated Profit and Loss Account (Annexure 'B') are enclosed to this letter.

**(i) Cash dividend :**

A final cash dividend for the year ended December 31, 2016 at Rs 0.50 per share i.e 5% .


The Annual General Meeting of the Company will be held on Monday, April 10, 2017 at 10.30 AM at Karachi.

The Share Transfer Books of the Company will be closed from April 03, 2017 to April 09, 2017 (both days inclusive). Transfers received at the office of Company's Share Registrar, Technology Trade (Private) Limited, 241-C, Block-2, P.E.C.H.S., Karachi at the close of business on March 31, 2017 will be treated in time for the purpose of above entitlement to the transferees.

Based on recommendations of the BoD, answers to para (ii) to (v) of Form - 3 are Nil.

We will be sending you 200 copies of printed accounts for distribution amongst the TRE Certificate Holders 21 days before the date of AGM.

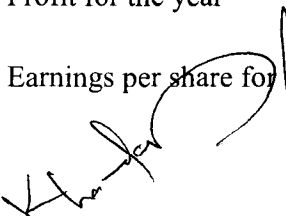
Yours truly,



**Muhammad Khawar Iqbal**  
**CFO & Company Secretary**

**JS INVESTMENTS LIMITED  
CONSOLIDATED PROFIT AND LOSS ACCOUNT  
FOR THE YEAR ENDED DECEMBER 31, 2016**

	<b>2016</b>	<b>2015</b>
	-----	-----
	Rupees	
Income		
Remuneration from funds under management - net	155,352,581	159,721,956
Commission from open end funds under management	8,650,537	3,736,341
Dividend income	29,203,440	18,981,898
Net gain on sale of investments classified 'at fair value through profit or loss' - held-for-trading	2,591,601	40,292,566
Net gain on sale of investments classified as 'available-for-sale'	261,128,788	175,708,021
Return on bank deposits	1,302,231	2,406,952
Mark up on Term Finance Certificates	-	2,107,083
Remuneration and share of profit from management of discretionary and non discretionary client portfolio	5,629,603	5,239,429
	<b>463,858,781</b>	408,194,246
Administrative and marketing expenses	(280,053,245)	(236,205,025)
Operating profit	<b>183,805,536</b>	171,989,221
Other expenses	(4,346,018)	(4,129,855)
Financial charges	(18,532)	(14,625)
	<b>179,440,986</b>	167,844,741
Other income	33,513,879	34,583,100
Profit before taxation	<b>212,954,865</b>	202,427,841
Taxation - net	(10,526,999)	(25,209,503)
Profit for the year	<b>202,427,866</b>	177,218,338
Earnings per share for the year - basic and diluted	<b>2.52</b>	1.78

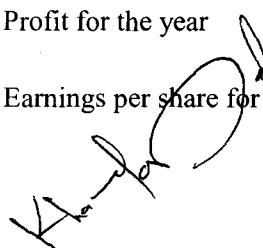
  


---

**Muhammad Khawar Iqbal**  
**CFO & Company Secretary**

**JS INVESTMENTS LIMITED**  
**UNCONSOLIDATED PROFIT AND LOSS STATEMENT (AUDITED)**  
**FOR THE YEAR ENDED DECEMBER 31, 2016**

	<b>2016</b>	<b>2015</b>
	----- Rupees -----	
Income		
Remuneration from funds under management - net	155,352,581	159,721,956
Commission from open end funds under management	8,650,537	3,736,341
Dividend income	26,879,322	18,981,897
Net gain on sale of investments classified 'at fair value through profit or loss' - held-for-trading	2,591,700	38,139,128
Net gain on sale of investments classified as 'available-for-sale'	261,128,788	175,708,021
Return on bank deposits	1,296,432	2,377,871
Mark up on Term Finance Certificates	-	2,107,083
Remuneration and share of profit from management of discretionary and non discretionary client portfolio	5,629,603	5,239,429
	<b>461,528,963</b>	<b>406,011,726</b>
Administrative and marketing expenses	(279,637,926)	(235,630,824)
Operating profit	<b>181,891,037</b>	170,380,902
Other expenses	(4,281,551)	(4,067,208)
Financial charges	(17,663)	(14,625)
	<b>177,591,823</b>	166,299,069
Other income	32,204,172	32,996,404
Profit before taxation	<b>209,795,995</b>	199,295,473
Taxation - net	(10,098,142)	(25,022,933)
Profit for the year	<b>199,697,853</b>	174,272,540
Earnings per share for the year - basic and diluted	<b>2.49</b>	1.75



**Muhammad Khawar Iqbal**  
**CFO & Company Secretary**