

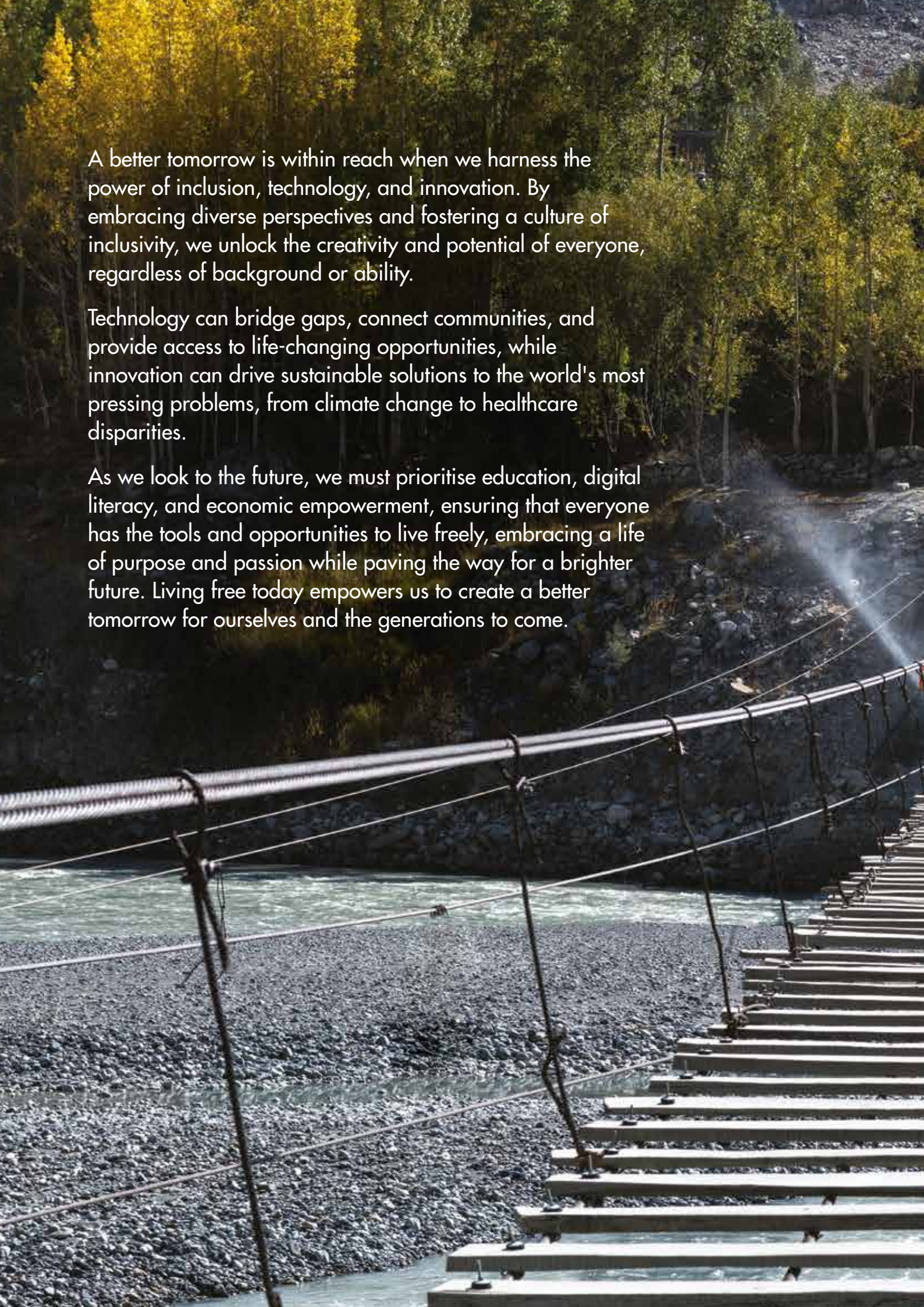


Jubilee
GENERAL INSURANCE

A BETTER TOMORROW

2024

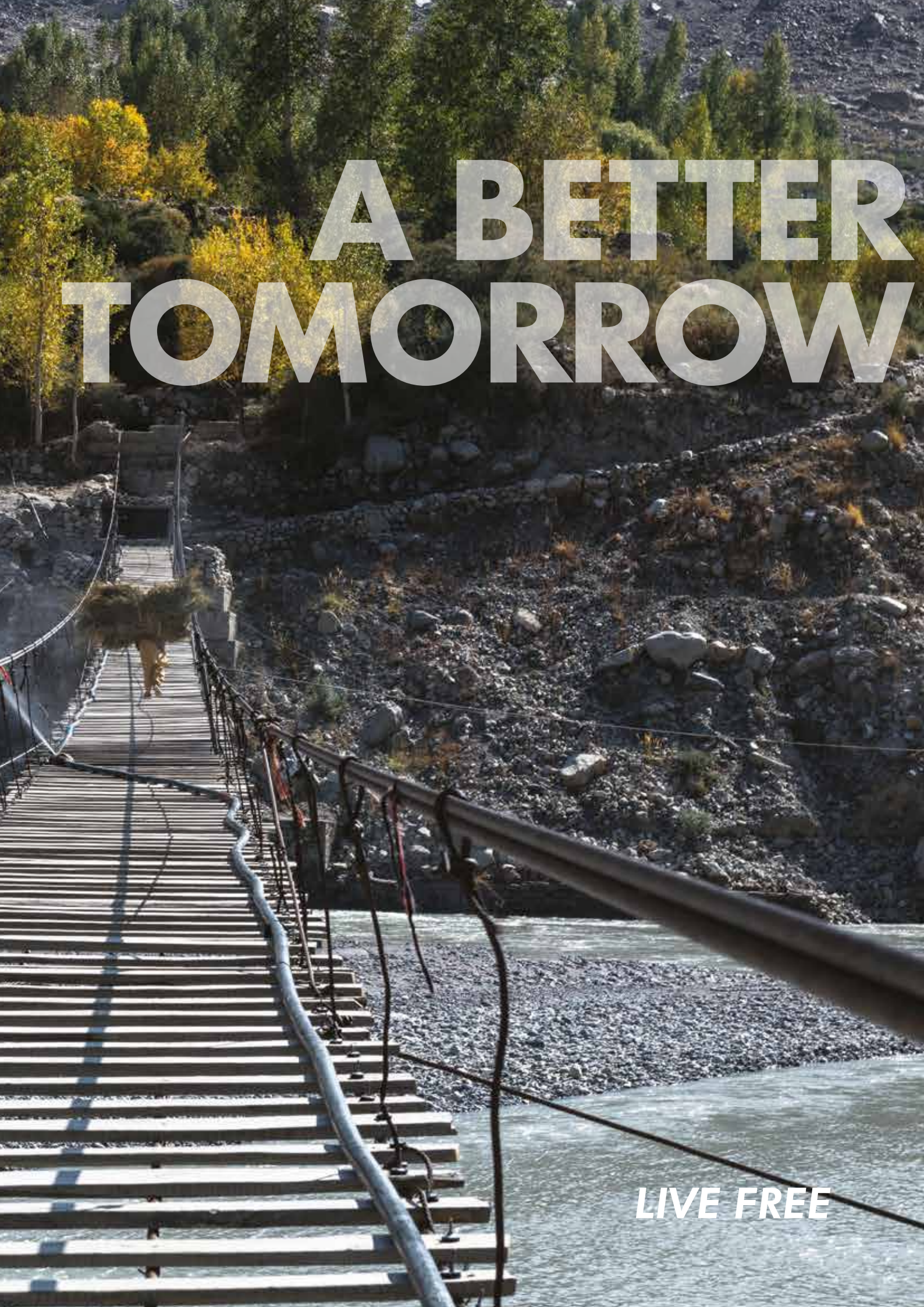
ANNUAL REPORT

A scenic view of a suspension bridge crossing a river in a forested area. The bridge is made of wooden planks and is supported by thick cables. The river is filled with white water rapids, and the surrounding forest is lush and green. The sky is clear and blue.

A better tomorrow is within reach when we harness the power of inclusion, technology, and innovation. By embracing diverse perspectives and fostering a culture of inclusivity, we unlock the creativity and potential of everyone, regardless of background or ability.

Technology can bridge gaps, connect communities, and provide access to life-changing opportunities, while innovation can drive sustainable solutions to the world's most pressing problems, from climate change to healthcare disparities.


As we look to the future, we must prioritise education, digital literacy, and economic empowerment, ensuring that everyone has the tools and opportunities to live freely, embracing a life of purpose and passion while paving the way for a brighter future. Living free today empowers us to create a better tomorrow for ourselves and the generations to come.



A BETTER TOMORROW

LIVE FREE

PERFORMANCE AT A GLANCE



MAP

Top Position in Non-life Insurance Sector (Financial Category) in 39th MAP Corporate Excellence Award.

ICAP & ICMAP

4th Position among Insurance Companies for Best Corporate and Sustainability Awards - 2023

Lloyd's Register

ISO 9001:2015 Certified (All Functions, including Enterprise Risk Management)

THE HIGHEST PROFIT ACHIEVEMENT

At Jubilee General, we believe that our success is a direct reflection of the trust placed in us by all our stakeholders, especially our customers. With a Gross Written Premium of Rs. 23.06 billion and the highest-ever profit after tax of Rs. 3.52 billion, we sincerely thank everyone for their continued confidence and support.

Our growth journey over the past year has been driven by this trust, motivating us to push forward towards new milestones and achievements.

FINANCIAL HIGHLIGHTS 2024

01

RUPEES

23,057^{MILLION}

**WRITTEN PREMIUM /
CONTRIBUTION**

02

RUPEES

9,330^{MILLION}

**NET PREMIUM /
CONTRIBUTION REVENUE**

03

RUPEES

944^{MILLION}

**UNDERWRITING PROFIT
(Including Takaful Operation)**

04

RUPEES

4,979^{MILLION}

INVESTMENT INCOME

05

RUPEES

3,522^{MILLION}

PROFIT AFTER TAX

06

RUPEES

18,808^{MILLION}

SHAREHOLDERS' EQUITY

07

RUPEES

6,111^{MILLION}

CLAIMS PAID

08

RUPEES

50,368^{MILLION}

TOTAL ASSETS

09

RUPEES

17.74^{MILLION}

EARNINGS PER SHARE

10

RUPEES

5.50^{CASH}

DIVIDEND PER SHARE

CONTENTS

01 ORGANISATION OVERVIEW & EXTERNAL ENVIRONMENT

08 Corporate Information

02 BOARD OF DIRECTORS

12 Board of Directors
18 Matters Delegated by the Board of Directors
18 Directors' Training and Orientation
18 Security Clearance of a Foreign Director
18 Directors' Remuneration Policy
19 Board's Policy on Diversity
19 Changes in the Board of Directors
19 Board Meetings outside Pakistan
19 Online Arrangement of Board and Committees' Meetings
19 Disclosure for Non Executive Directors
20 External Oversight
20 Independent Directors
20 Justification for Directors' Independence
21 Board Performance Evaluation
21 Board's Performance Evaluation Carried Out by an External Consultant

03 VISION, MISSION, CORE VALUES & OBJECTIVE

22 Vision, Mission, Core Values & Objective
24 Our Journey
26 Company Overview
28 Ownership Chart
29 The Company and its Associates
30 Insurance/Takaful Products
32 Management Team
34 Organisation Structure
35 Upstream and Downstream Model
36 Upstream and Downstream - Detail
38 SWOT Analysis
39 Competitive Landscape & Market Positioning
41 Legislative & Regulatory Environment
41 The Legitimate Needs, Interest of Key Stakeholders and Industry Trends
42 PESTEL Analysis - A Snapshot
43 PESTEL Analysis - Detail
43 Geographical Location of the Company's Offices

04 BUSINESS MODEL

46 Our Business Model
47 Input and output under business model

05 SHAREHOLDERS' & INVESTORS' INFORMATION

48 Notice of Annual General Meeting
61 Calendar of Major Events
62 Chairman's Review Report
63 Chairman's Review Report in Urdu language
64 The Directors' Report
75 The Directors' Report in Urdu language
76 Engagement with stakeholders
78 Access to Reports and Enquiries
78 Investors' Grievances Policy
78 Steps taken by the Management to encourage Minority Shareholders
79 Issues raised at the last Annual General Meeting
79 Presence of Chairman – Audit Committee in the Annual General Meeting
79 Corporate Briefing of Shareholders and Analysts
80 Pattern of Shareholding
82 Pattern of Shareholding Additional Information

06 GOVERNANCE

86 Governance
86 Structure of The Board and Its Modus Operandi
88 Governance Policies
88 Code of Conduct
89 Organisational Ethics
89 Succession Planning
89 Whistle Blowing Policy
90 Actual and Perceived Conflicts of Interest
90 Grievance Function
90 Value of Investments in Provident & Gratuity Funds
91 Anti-Money Laundering and Countering Financing Terrorism Policy
91 Corporate Social Responsibility Policy
92 Policy for Related Party Transactions
93 Related Parties and their basis of Association
94 Internal Control Framework
95 Compliance Framework
96 Board Committees
100 Management Committees

07 IT GOVERNANCE & CYBERSECURITY

104 Board's Oversight and Responsibilities with Respect to Cyber Risk, Cybersecurity and Data Protection
105 Cybersecurity Programs and Policies
105 IT Governance Policy
105 Safety of Records of the Company
106 Cybersecurity Framework
107 Board's Risk Oversight On Cybersecurity
107 Information Technology Committee Oversight IT Risk and Cybersecurity Matters
107 Company's Controls as "Early Warning System"
108 Policy for Independent Security Assessment of IT Environment
108 Business Continuity Plan (BCP)
109 Education and Training of IT Personnel

08 SUSTAINABILITY & CORPORATE SOCIAL RESPONSIBILITY

112 Corporate Social Responsibility
112 Sustainability Through Organisational Perspective
114 Sustainability Through Customer's Perspective
114 Sustainability Through Environmental Perspective
116 Memorable Glimpses
117 Sustainable Development Goals
119 Jubilee General's Progress on SDGs
120 Awards & Certificates
121 Memberships & Affiliations
121 Company Status of Compliance with CSR Voluntary Guidelines 2013

09 MANAGEMENT REPRESENTATIONS & OUTLOOK

124 Future Outlook
124 Forward Looking Statement
125 Responding Critical Challenges in Future

CONTENTS



10 STRIVING FOR EXCELLENCE IN CORPORATE REPORTING

- 128 Statement of Management Responsibilities towards the Preparation and Presentation of Financial Statements
- 128 Statement of Adherence with the International Integrated Reporting Framework <IR>
- 130 Significant changes in the basis of Preparation and Presentation of Financial Statements
- 130 Statement of Unreserved Compliance of IFRS issued by IASB
- 131 Implementing Governance Practices exceeding legal requirements

11 STRATEGY & RESOURCE ALLOCATION

- 134 Strategic Objectives
- 135 Management Objectives and Strategies
- 136 Organisational Resources
- 138 Organisational Resource Plan
- 138 Significant changes in Assets & Liabilities
- 138 Liquidity Management Strategy
- 139 Key Sources and Capabilities
- 139 Value Created by the Business
- 140 Effects of Technological Change, Societal Issues, Environmental Challenges and Resource Shortages
- 141 Specific Processes Used to Make Strategic Decisions
- 142 Critical Performance Indicators
- 143 Method, Assumptions in Identifying and Compiling CPLs

12 RISKS & OPPORTUNITIES

- 146 Risks
- 146 Risk Governance
- 146 Enterprise Risk Management – ERM
- 147 ERM - Model
- 148 Key Risks Analysis
- 153 Key Opportunities Analysis
- 155 Sources of Risk and Opportunities
- 156 Internal Sources of Risks
- 156 Internal Sources of Opportunity
- 157 External Sources of Risks
- 158 External Sources of Opportunity
- 159 Establishment of company's risk management policies
- 159 Strategy to Overcome Liquidity Problems
- 159 Capital Structure and Further Plans
- 159 Capital Structure Level
- 160 Materiality Approach
- 160 Key Sources of Uncertainty

13 PERFORMANCE AND POSITION

- 168 Key Financial Data - Six Years
- 169 Financial Ratios
- 170 Financial Statements Analysis
- 172 Comments on Key Financial Data and Performance Ratios
- 174 Performance at a glance - Six Years
- 177 Graphical Composition of Financial Statements
- 181 Performance Measurement
- 181 Economic Value Added
- 182 Market Value Added
- 182 Gender Pay Gap Statement
- 183 Market Capitalisation
- 184 Share Price Analysis
- 185 Statement of Value Added
- 186 Value Chain
- 187 Report of the Board Audit Committee
- 189 Profile of Sharia'h Advisor
- 190 Shariah Advisor's Report to the Board of Directors
- 191 Statement of Compliance with the Sharia'h Principles
- 192 Independent Reasonable Assurance Report to the Board of Directors on the Management's Statement of Compliance with the Shariah Principles
- 194 Statement of Compliance with the Listed Companies (Code of Corporate Governance) Regulations, 2021 and the Code of Corporate Governance for Insurers, 201
- 199 Independent Auditors' Review Report

14 FINANCIAL STATEMENTS

- 202 Independent Auditor's Report to the Members
- 206 Financial Statements

15 WINDOW TAKAFUL OPERATIONS

- 272 Independent Auditor's Report to the Members
- 278 Financial Statements
- 320 Glossary

16 GEOGRAPHICAL PRESENCE BRANCH NETWORK

- 328 Branch Network
- Proxy Form
- Proxy Form in Urdu language
- Postal Ballot Paper for Special Business Item
- Postal Ballot Paper for Special Business Item Urdu language

- 162 Sensitivity Analysis of Company's Profitability
- 162 Key Sensitivities for Underwriting Income
- 162 Key Sensitivities for Investment Income
- 163 Share Price Sensitivity Analysis
- 164 Prospects of the Company including Targets for Financial and Non-Financial Measures
- 165 Sensitivity to the Fluctuation in Foreign Currencies Exchange Rates



NAVIGATING TOMORROW'S POSSIBILITIES

ORGANISATIONAL
OVERVIEW &
EXTERNAL
ENVIRONMENT

01





CORPORATE INFORMATION

Chairman of the Board of Directors

Akbarali Pesnani (Non-Executive Director)

Directors

John Joseph Metcalf (Non-Executive Director)
Amin A. Hashwani (Non-Executive Director)
Riyaz Chinoy (Independent Director)
Abrar Ahmed Mir (Non-Executive Director)
Nausheen Ahmad (Independent Director)
Mohammad Akhtar Bawany (Non-Executive Director)
Ava Ardeshir Cowasjee (Non-Executive Director)
Sima Kamil (Independent Director)

Managing Director and Chief Executive

Azfar Arshad (Executive Director)

Chief Financial Officer

Syed Ali Adnan

Company Secretary

Abdul Wahid

Auditors

KPMG Taseer Hadi & Co. (Chartered Accountants)

Sharia'h Advisor

Mufti Zeeshan Abdul Aziz

Legal Advisor

SurrIDGE & Beecheno

Bankers

Habib Bank Limited

Standard Chartered Bank (Pakistan) Limited

United Bank Limited

Sonari Bank Limited

Bank Alfalah Limited

BankIslami Pakistan Limited

Dubai Islamic Bank Pakistan Limited

Faysal Bank Limited

MCB Islamic Bank Limited

Askari Bank Limited

Share Registrar

THK Associates (Pvt.) Limited,

Plot No. 32-C, Jami Commercial Street 2, D.H.A., Phase VII Karachi.

UAN: (92-21):111-000-322 Tel: (92-21) 35310191-93

Head Office / Registered Office

2nd Floor, Jubilee Insurance House,
I. I. Chundrigar Road, Karachi, Pakistan.

UAN: (92-21) 111-654-111 Toll Free: 0800-03786

Tel: (92-21) 32416022-26

Fax: (92-21) 34216728 - 32438738

E-Mail: info@jubileegeneral.com.pk

Website: www.jubileegeneral.com.pk

Quick Response (QR) Code:



National Tax Number

0711347-1

Sales Tax Registration Number

1600980500182



SHAPING THE FUTURE WITH EXCELLENCE AND EXPERTISE

BOARD OF
DIRECTORS

02



BOARD OF DIRECTORS



AKBARALI PESNANI
CHAIRMAN

(Director since August 15, 2002)
(Chairman since June 27, 2023)

Mr. Akbarali Pesnani is a Fellow Chartered Accountant (FCA), a Fellow Cost and Management Accountant (FCMA) and an MBA. He is presently Chairman of Aga Khan Culture Services – Pakistan and Cherat Packaging Limited. He has a vast experience in Accounts and Finance. He serves on the Boards of various prestigious organisations. Mr. Pesnani has a long association with Aga Khan Development Network (AKDN) and currently holds a senior level position in this organisation.

Other Directorships include:

- Cherat Cement Company Limited
- Pakistan Cables Limited

ROLE OF THE CHAIRMAN

The Chairman is responsible for leadership of the Board and act as a liaison between the Management and the Board.

He is elected from non-executive Directors.

The Chairman will:

- ensure effective and efficient manner of the Board proceedings in conformity with Best Practices of the Code of Corporate Governance;
- encourage and foster an environment in which the Board as a whole is enabled to play a full and constructive part in the development and determination of the Company's strategy and overall business objectives;
- ensure that the Board members receive accurate, timely and sufficient information which enables them to form appropriate judgments;
- engage the Board in discussions to promote constructive sessions which results in effective decision making;
- ensure effective operations of the Board and its Committees; and
- engage in effective communication with shareholders, and other relevant stakeholders to ensure that the views of the relevant stakeholders are understood by the Board.



AZFAR ARSHAD INAM

Managing Director & Chief Executive

(Chief Executive since January 10 , 2025)

Mr. Azfar Arshad, a seasoned professional and dynamic leader in the insurance industry, brings over 30 years of diverse and extensive experience to his role as Chief Operating Officer at Jubilee General Insurance. With a background in mechanical engineering and an MBA in Finance from IBA Karachi, he has successfully integrated technical expertise with strategic insight to drive operational excellence and innovation.

He has led product development, risk management, pricing strategies, and underwriting for both conventional and non-conventional insurance products, including crop and livestock insurance. His leadership also extends to reinsurance arrangements, ensuring the establishment of optimal structures.

Beyond operations, Mr. Arshad has played a key role in shaping national insurance schemes and remains an active contributor to industry thought leadership through seminars and training. His strategic foresight, operational expertise, and commitment to organizational growth continue to leave a lasting impact on the insurance sector in Pakistan.

Other Directorship include:

- Jubilee Kyrgyzstan Insurance Company - CJSC

ROLE OF THE CHIEF EXECUTIVE

The Chief Executive is responsible for leadership of the Management.

He will:

- exercise all the powers delegated by the Board within the parameters provided in the Articles and Memorandum of the Company in managing day-to-day affairs of the Company;
- recommend corporate strategy to the Board and after its approval ensure its implementation accordingly;
- keep the Board updated on progress made against such agreed corporate strategy and overall business objectives;
- lead the Management Committees in an efficient manner;
- ensure that the Management complies with all relevant legislations and regulations;
- develop and maintain an effective framework of internal controls including Enterprise Risk Management System in relation to all business activities; and
- ensure that the Company has a suitable system and policy for timely and accurate disclosure of information in accordance with regulatory requirements.



JOHN JOSEPH METCALF
NON-EXECUTIVE DIRECTOR

(Director since February 28, 2007)

Mr. John Joseph Metcalf is a Fellow of the Chartered Insurance Institute of UK and a senior insurance professional with extensive international experience in managing insurance companies. He is responsible for the development of strategy for the insurance business of AKFED, including management oversight as Director on the Board of all AKFED investments in the insurance sector spread in 7 countries in the continents of Africa and Asia.

Other Directorships include:

- Jubilee Life Insurance Company Limited, Pakistan
- The Jubilee Investments Co. Limited, Uganda
- Jubilee Holdings Limited, Kenya
- Jubilee Life Insurance Company of Kenya, Limited
- Jubilee Kyrgyzstan Insurance Company - CJSC
- Jubilee Life Insurance Co., Uganda
- Jubilee Health Insurance Co. of Tanzania Limited
- Jubilee Life Insurance Co., Tanzania
- The Jubilee Insurance Co. of Mauritius Limited
- Jubilee Health Insurance Company Limited, Kenya
- Jubilee Life Insurance Company, Burundi



AMIN A. HASHWANI
NON-EXECUTIVE DIRECTOR

(Director since March 24, 2014)

Mr. Amin A. Hashwani belongs to a well-known business family of Pakistan. He is sole proprietor of Micro Grind Minerals and partner in Tech4life Pakistan. He has headed numerous business and non-business organisations, including, Pakistan India CEOs Business Forum, Young Presidents Organisation, The Network of Organisations Working for People with Disability and AIESEC, Pakistan. He is the recipient of several national and international awards for his work, including an Honorary Doctorate from USA.

Other Directorships include:

- Hassan Ali Rice Export Company Limited
- Coronet Enterprises (Pvt.) Limited
- Landmark Spinning Industries Limited
- Ittehad Cement Industries Limited
- Hassan Ali & Co. (Cotton) (Pvt.) Limited
- Hashwani Construction Company (Pvt.) Limited
- Stonyx (Pvt.) Limited
- Beaumont Enterprise (Pvt.) Limited
- Wholesome Foods (Pvt.) Limited
- Marvel Enterprises (Pvt.) Limited
- Zappone Systems (Pvt.) Limited
- Syndicate Mines (Pvt.) Limited GB



RIYAZ CHINOY

INDEPENDENT DIRECTOR

(Director since June 25, 2020)

Riyaz Chinoy is an accomplished Industrial Engineer with over three decades of leadership in Pakistan's industrial and corporate sectors. Riyaz has extensive expertise in large-scale industrial manufacturing, as he has successfully led operations in Production, Supply Chain management, Export Marketing, Quality Systems, and Strategic Projects. Previously, as CEO of International Industries Ltd, he transformed IIL into Pakistan's largest steel consumer and first million-ton steel producer with branches in Australia and Canada. Currently, he is the Managing Director of Yaqin Steels Ltd., a start-up looking to establish Pakistan's first stainless steel coil and hot-rolled steel coil production facility. He is also actively engaged in philanthropy through The Citizens Foundation, Indus Valley School of Architecture, and other social initiatives. A Fellow of the Institute of Engineers Pakistan and a PICG Certified Independent Director, Mr. Chinoy continues to play a key role in driving industrial growth as a strong advocate of corporate governance in Pakistan.

Other Directorships include:

- Indus Motor Company Limited.
- Bulleh Shah Packaging (Private) Limited.
- Heavy Mechanical Complex.
- Packages Convertors Limited.
- StarchPack (Pvt) Limited.
- Magnus Investments Limited
- Pakistan Machines Tool Factory



ABRAR AHMED MIR

NON-EXECUTIVE DIRECTOR

(Director since June 25, 2020)

Mr. Abrar Ahmed Mir is an engineer and MBA from Illinois Institute of Technology, Chicago, IL, USA. He has extensive experience in ecommerce, fintech and innovative financial products. He is currently working as Chief Innovation & Financial Inclusion Officer at Habib Bank Limited.

Other Directorships include:

- HBL Microfinance Bank Limited
- 1Link (Private) Limited
- HBL Asset Management Limited



NAUSHEEN AHMAD
INDEPENDENT DIRECTOR

(Director since May 21, 2021)

Ms. Nausheen Ahmad is Barrister at Law with over 30 years of law firm and in-house counsel experience in various sectors including Oil & Gas, FMCG, Banking and large-scale manufacturing. During her diverse career in the corporate sector, she has held a number of senior management leadership positions. She has an LLB from Kings College London and an LLM from the University of London. She was called to the Bar from the Honourable Society of Grays Inn London and is registered as an Advocate of the Sindh High Court. She was also accredited as a mediator and master trainer by the Centre for Effective Dispute Resolution, UK.

She has served as Company Secretary and Head of Legal of ICI Pakistan Ltd. Previously she has been Legal Counsel at Pakistan Petroleum Limited and Unilever Pakistan Limited. She spent 12 years at HBL as the Company Secretary and Head of Legal. She has also been a Director of the Pakistan Stock Exchange and First Women Bank Limited (FWBL).

Ms. Ahmad trains on corporate governance at IBA and PICG. She is also visiting faculty at IOBM and KSBL teaching business and corporate laws.

Other Directorships include:

- Engro Powergen Qadirpur Limited
- Descon Engineering Limited
- 1 Link (PVT) Limited
- Crescent Steel & Allied Products Limited
- Meezan Bank Limited
- International Steels Limited



MOHAMMAD AKHTAR BAWANY
NON-EXECUTIVE DIRECTOR

(Director since June 26, 2023)

Mr. M. Akhtar Bawany is a business graduate and fellow member of the Institute of Corporate Secretaries of Pakistan and Institute of Chartered Secretaries of Pakistan. He is vice chairman of Pakistan Services Limited and also director on the Board of different companies of Hashoo Group. He has been associated with the Hashoo Group for more than four decades.

Other Directorships include:

- Hotel One (Private) Limited
- Pearl Tours & Travels (Private) Limited
- City Properties (Private) Limited
- Elite Properties (Private) Limited
- Karakorum Hotels & Resorts (Private) Limited
- Zaver Chemicals Limited
- Pearl Continental Air (Private) Limited



AVA ARDESHIR COWASJEE

NON-EXECUTIVE DIRECTOR

(Director since June 26, 2023)

Ms. Ava Ardeshir Cowasjee is a prominent person in the shipping industry of Pakistan. She has been the Chairperson of Pakistan Ships Agents Association 'PSAA' having already served PSAA for ten years as a Managing Committee Member. She pursued Management training at Hyde Park Hotel, London, Intercontinental Hotel, Karachi, and got her diploma in Hotel Management from the Ecole Hotelier, Switzerland.

She became Partner of Cowasjee Group of Companies and has served for 39 years. She is a trustee in Cowasjee Foundation and member on the Boards of Syndicate & Senate NED University of Science and Technology and SOS Technical Training Institute.

Other Partnerships / Corporate Directorships include:

- Cowasjee & Sons.
- Orbiter.
- Shahtaj Sugar Mills Limited.
- HBL Asset Management Limited.
- General Shipping Agencies (Pvt) Limited.
- Quality Schools Foundation



SIMA KAMIL

INDEPENDENT DIRECTOR

(Director since January 23, 2025)

Ms. Sima Kamil is a pioneering Pakistani banker who made history in 2017 by becoming the first woman to head a major Pakistani bank, United Bank Limited (UBL). With over 35 years of experience in commercial banking, she has held key roles at American Express Bank, Standard Chartered, and Habib Bank Limited. In 2020, Ms. Kamil became the first woman to be appointed Deputy Governor of the State Bank of Pakistan (SBP), where she served a three-year term. She is also deeply engaged in education and social causes. Ms. Kamil currently serves as the Chairperson of the Board of Governors at Karachi Grammar School and is a member of the Policy Board of the Securities and Exchange Commission of Pakistan (SECP).

MATTERS DELEGATED BY THE BOARD OF DIRECTORS

The management is primarily responsible for implementing the approved strategies, long-term plans and to conduct the operations efficiently and ethically. The management is also concerned in keeping the Board Members updated regarding any changes in the legal, regulatory & operating framework, risks and opportunities which could impact the Company in its routine business. It is also responsibility of the management, with the oversight of the Board and its Audit Committee, to prepare financial statements that fairly present the financial position of the Company in accordance with the applicable accounting standards, relevant regulations and legal requirements.

DIRECTORS' TRAINING AND ORIENTATION

All the Directors are compliant with necessary eligibility requirement of the SECP with respect to Directors' Training Programme either by way of attending Director Training Programme conducted by local and foreign institutions that meet the criteria specified by the SECP or having minimum qualification and experience criteria for exemption stipulated in the Code of Corporate Governance (The Code).

In 2018, the Company had arranged a session conducted by Pakistan Institute of Corporate Governance to update Board of Directors and Senior Management of the Company with respect to the Code, other relevant corporate laws, respective regulations and recent changes therein.

In 2023, an orientation session was arranged for the newly elected Board Members of the Company, providing them a general understanding of the affairs of the Company.

Subsequent to year ended December 31, 2024 an orientation session was held for the newly elected Board Member as per the regulatory requirement.

SECURITY CLEARANCE OF A FOREIGN DIRECTOR

As at 31st December 2024, Jubilee General Insurance Company's Board of Directors consists of nine (9) individuals including Chief Executive. Except one, all are Pakistani Nationals. The Company has obtained security clearance from the Ministry of Interior Affairs - Government of Pakistan at the time of the appointment of the only Foreign Director on the Board.

DIRECTORS' REMUNERATIONS POLICY

In order to adhere to the relevant legal requirement, the Company has devised and adopted a policy with respect to the remuneration of Non-executive Directors including Independent Directors of the Company.

In the Company, besides the Board, there are five Board Committees. In order to discharge fiduciary duties and as required by the Board, meetings of the Board and these Committees are conducted.

Directors' Remuneration Policy encompasses the determination of attending fee of Board and its sub-committees. As per the policy, the Board of Directors is authorised to determine the attending fee for all the non-executives including Independent Directors once in 3 years. As per the policy, no attending fee is paid to the Executive Directors including Managing Director and other senior executives of the Company who are required to attend the meeting of the Board and/or its Committees.

BOARD'S POLICY ON DIVERSITY

Jubilee General Insurance has a firm belief that diversity is a key factor in contributing to the Company's success as people with unique characteristics in terms of gender, knowledge, expertise and skills set to add value and help the organisation achieve its goals. At Jubilee General, inclusiveness is always promoted in the organisation's culture. Diversity and inclusion are the foundation for the Company's code of conduct and culture where every member of Board and employee comes from diverse backgrounds, at an individual level which includes capability, experiences, knowledge and at a social level which includes race, ethnicity, culture, religion and others. The Company believes that a diverse workforce plays a very significant role in enhancing efficiency at all levels of the organisation.

CHANGE OF CHIEF EXECUTIVE OFFICER

Following the year ended December 31, 2024, Mr. Hassan Khan, Chief Executive Officer and Managing Director of the Company, resigned. As interim measure, the Board of Directors of the Company has appointed Mr. Azfar Arshad as Chief Executive Officer and Managing Director of the Company.

CHANGES IN THE BOARD OF DIRECTORS

During the year, Mr. Badruddin Fatehali Vellani resigned from the Board. Following the year ended December 31, 2024, Ms. Sima Kamil has been appointed as an independent director to fill the casual vacancy created by Mr. Vellani's resignation.

BOARD MEETINGS OUTSIDE PAKISTAN

During the year, all Board meetings of the Company were held inside Pakistan except one meeting which was held in Muscat, Oman.

ONLINE ARRANGEMENTS OF BOARD AND COMMITTEES' MEETINGS

Since the breakout of COVID-19 pandemic in early 2020 till 2021, all the Board and Committees' meetings were conducted through remote access using an Audio/Visual app. The Company did not opt for any available relaxation for conducting Board and Committee Meetings due to COVID-19 pandemic and all meetings were held as per the regulatory requirements.

For 2023 and onwards, beside physical arrangement, all Board and Committees' meeting have also been convened through remote access via video link.

DISCLOSURE FOR NON-EXECUTIVE DIRECTORS

No Executive of the Company is serving as Non-Executive director in any other company in Pakistan and/or outside Pakistan. However, the CEO, of the Company, is a Non-Executive director in Jubilee Kyrgyzstan Insurance Company - JKIC due to investments of the Company in JKIC.

EXTERNAL OVERSIGHT

In order to enhance the credibility of various reports, strengthen and effectiveness of Internal control in the Company, other than compulsory requirement of external oversight, the management also takes help from other optional external oversight so that an expert view can be obtained in order to further improve the processes and enhance the credibility of various reports generated for the decision making. Furthermore, diverse operations are subject to external oversight, and their recommendations are communicated to the Board in order to increase the credibility of the internal controls and systems. Jubilee General works with only those external partners who enjoy widespread market credibility and are well-known in the industry for their professionalism and integrity.

A) EXTERNAL IT AUDITS AND TECHNICAL CONSULTANCY

The Company follows the practice of carrying out specific IT audits from reputable specialist IT audit firm at every three years in order to assess cybersecurity, data protection and to identify the weaknesses which create threat to data security. Although no such requirement is mentioned in the applicable laws. However, this practice is consistently followed to ensure security and bring improvements in IT Systems on continuous basis.

B) ISO CERTIFICATION

Jubilee General, for its standardised processes and procedures, compliance and continuous quality improvement, has initially received certificate approval from LRQA (Lloyd's Register Quality Assurance) which is up to the requirements of ISO 9001; 2015. This certificate was for the period of 3 years till 2021. In 2022, the LRQA renewed the ISO certification till the year 2025. The procedure of obtaining and renewing certificate cause to improve the internal system of the Company according to the international standards.

INDEPENDENT DIRECTORS

The Board consists of following independent directors:

- Riyaz Chinoy
- Nausheen Ahmad
- Sima Kamil (appointed on January 23, 2025)

JUSTIFICATION FOR DIRECTORS' INDEPENDENCE

It is justified that independent directors of the Company do not have any other relationship, whether pecuniary or otherwise, with the Company, its associated companies, or its other directors. Furthermore, individually each director is independent as,

- He/she has NOT been an employee of Jubilee General, any of its subsidiaries or holding company within the last three years;
- He/she is NOT or has NOT been the Chief Executive Officer, associated company or associated undertaking during in the last three years;
- He/she has NOT, or has had NOT within the last three years, a material business relationship with the insurer either directly, or indirectly as a partner, major shareholder or director of a body that has such a relationship with the Company;
- He/she has NOT received remuneration in the three years preceding his/her appointment as a director or receives additional remuneration, excluding retirement benefits from the Company apart from a director's fee or has participated in the insurer's share option or a performance-related pay scheme;
- He/she is NOT a close relative of the Company's promoters, directors or major shareholders: Explanation: close relative means spouse(s), lineal ascendants and descendants and siblings;
- He/she does NOT hold cross-directorships or has NOT significant links with other directors through involvement in other companies or bodies; and
- He/she is NOT on the Board for more than three consecutive terms from the date of his first appointment.

BOARD PERFORMANCE EVALUATION

Initially, the Board has developed a mechanism to evaluate its own performance, its committees and its members by adopting a self-evaluation methodology, through questionnaires developed as per guidelines provided in the SECP S.R.O. 301 (I)/2020, which covers core areas of the functioning of the Board, its committees and members. The primary purpose of this evaluation is to enable the Board to assess its own quality of governance, which enable the Board members to play more effective role in progress of the Company. Critical areas that the questionnaires include but not limited to the following:

- Apprising the basic organisation of the Board of Directors.
- Assess the Board's overall scope of responsibilities.
- Evaluate and validate the information provided by the management.
- Review the operations of the Company and suggest measures for improvement; and
- Assess the effectiveness and efficiency of the operation of the Board and its Committees.

In 2024, the Board conducted the evaluation exercise as per the aforementioned mechanism.

BOARD'S PERFORMANCE EVALUATION CARRIED OUT BY AN EXTERNAL CONSULTANT ONCE IN THREE YEARS

In 2022, being third year since the first performance evaluation exercise carried according to the best practices of the Corporate Governance, the Board has conducted the evaluation exercise through an independent external consultant having expertise in the performance evaluation of the Board and its Committees to ensure confidentiality, more efficiency and effectiveness.

The independent consultant has been engaged to devised a set of questionnaire, collection of feedback from each director and compiling the same for presentation to the Board of Directors in order to enhance the accuracy and transparency of performance evaluation exercise.

VISION

Enabling people to overcome uncertainty

MISSION

To provide solutions that protect the future of our customers

CORE VALUES

Teamwork | Integrity | Excellence | Passion

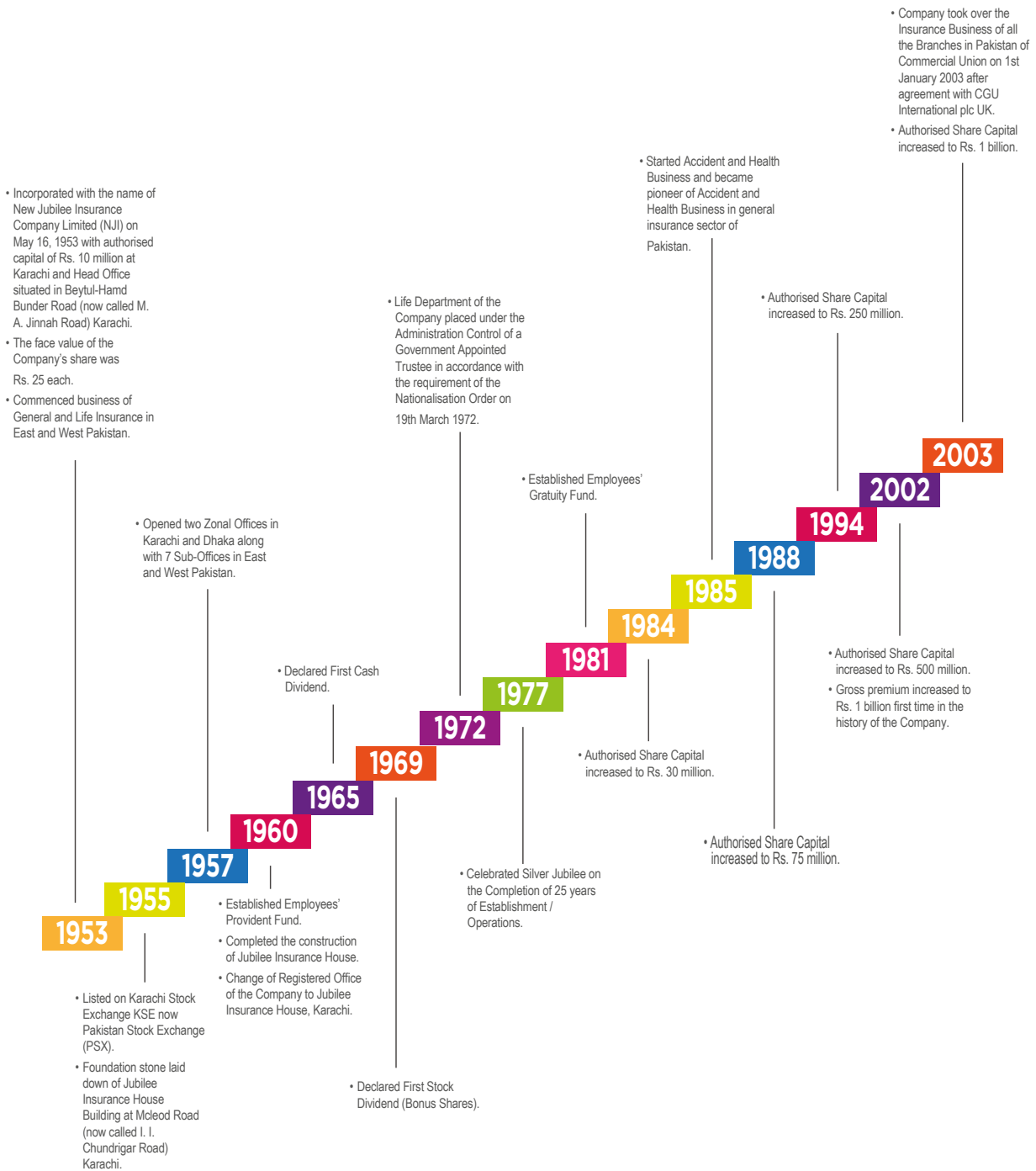
OBJECTIVE

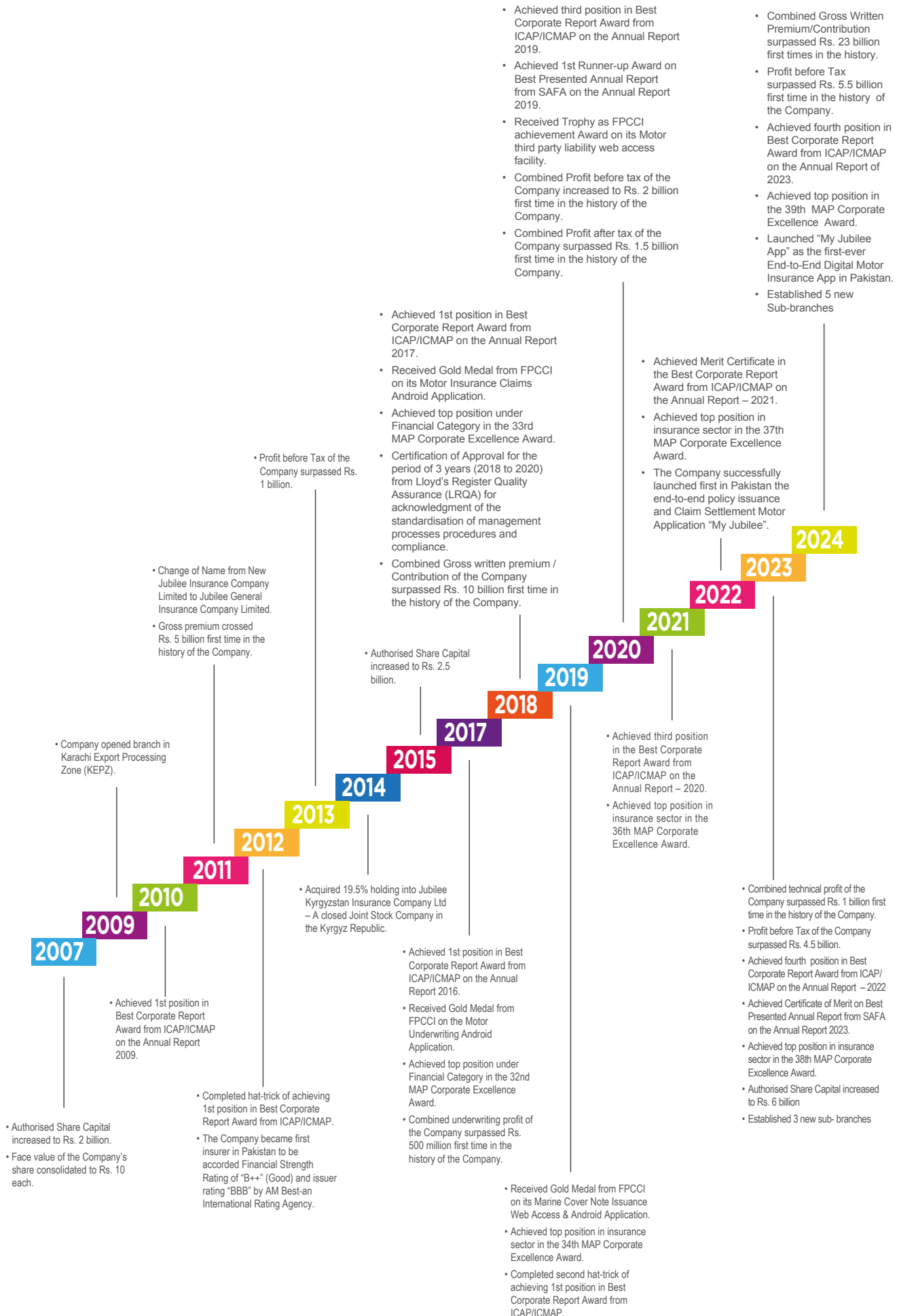
To grow by excelling in service quality and our security

03



OUR JOURNEY





COMPANY OVERVIEW

Founded in 1953 and living by its core values, of; Teamwork, Integrity, Excellence and Passion, Jubilee General Insurance, in its 73rd year of operations, is one of the leading Pakistani insurer known for innovation and reliability and recognised as one of the “Big Three” insurers of Pakistan in terms of gross direct premium and financial base. Backed by major shareholders including Aga Khan Hospital and Medical College Foundation, Habib Bank Limited, Aga Khan Fund for Economic Development and Hashoo Group, Jubilee General boasts a strong financial position and extensive branch network, ensuring customer service nationwide. To further reinforce sustainability of the company Jubilee General is duly certified by LRQA with ISO 9001:2015 as Enterprise Risk Management (ERM) Framework compliant.

Jubilee General is the highest rated general insurance company in Pakistan with an Insurer Financial Strength Rating of “AA++” with “Stable Outlook” assigned by both credit rating agencies of Pakistan i.e. VIS and PACRA. The “AA++” with “stable outlook” takes into account financial strength of the Company as demonstrated by its strong capitalisation and liquidity indicators. It also denotes a very strong capacity of the Company to meet policyholders’ contract obligations.

Jubilee General is one of the few insurers in Pakistan to be accorded Financial Strength Rating of “B” (fair) and issuer credit rating of “bb+” (Fair) by AM Best, which is the highest rating assigned by an International Rating Agency to any financial institution in Pakistan. According to AM Best, the rating reflects Jubilee General’s balance sheet strength, which AM Best assesses as strong, as well as its strong operating performance, limited business profile and appropriate enterprise risk management (ERM). AM Best is the world’s oldest and most authoritative insurance rating and information source.

Jubilee General prides itself in its long-standing relationships with internationally renowned reinsurers such as Swiss Re, Hannover Re, Lloyds of London, SCOR, Deutsche Ruck, Trans Re, ECHO Re, Malaysian Re, Kuwait Re, Korean Re and Africa Re etc. The Company is also supported by internationally acclaimed reinsurance brokers including Marsh/Guy Carpenter, AON, Willis, Lockton and UIB (UK).

Jubilee General's tech expertise extends beyond customer service. We have partnered with leading global insurers and Re-Insurers American Insurance Group (AIG UK), Factory Mutual, Zurich Insurance Company, HDI Global, AXA XL, Travelers, Sampo International, Aviva UK, Hartford Insurance etc. as their preferred choice in Pakistan, offering innovative insurance solutions to their Global clients.

With a broad spectrum of services available, Jubilee General’s client-base comprises of prominent national and multinational corporations operating in Pharmaceutical, Power Generation & Distribution, Chemical, Textile, Cement, Steel, Services (Hospitals & Hotels), Oil & Energy, Manufacturing, FMCG, Engineering, Banking and Financial sectors.

Jubilee General offers a diverse range of general insurance (fire, marine, motor, etc.) along with risk management services delivered by a team of highly qualified and experienced risk managers. Jubilee General recognises the ever-expanding landscape of consumer finance in Pakistan. To address this, dynamic insurance solutions that adapt to the evolving needs of financial institutions are devised and offered. These customised insurance programs provide comprehensive security, providing insurance solutions from auto financing and personal loans to mortgages, credit cards, trade finance, and even capital investment financing. This ensures complete protection for a financial institution's operations, product range, and transactions. Whilst the country’s relentless drive for progress continues, marked by a steady stream of power, engineering, and infrastructure development projects, Jubilee General's Engineering & Bonds Department manned by the most experienced engineers in the industry, is geared to providing technical expertise and unwavering commitment to quality that this vital sector require.

Jubilee General isn't just a leader in Group Health Insurance – we are the pioneers. Our commitment to innovation continues as we develop new, flexible, and customised plans to cater to the diverse needs of both established Pakistani companies and multinational corporations. Furthermore, Jubilee General offers a comprehensive range of personal health insurance products, providing extensive coverage with adaptable benefit limits to suit individual needs.

In May 2015, Jubilee General launched its Window Takaful Operations setup. This endeavor helps us not only to cater to the requirements of our existing clientele but also to reach out to new market segments which had not hitherto been obtaining the benefits of General Insurance products. Our General Takaful products are designed under the supervision of a Certified Shari'ah Advisor.

The InsureTech landscape is rapidly transforming, and Jubilee General stands at the forefront of this revolution. A pioneer in technology-driven services, we leverage digital expertise to automate processes, enhance customer experience, and deliver innovative solutions. This dedication is evident in the industry-first online portal for complete insurance purchases and the groundbreaking self-service motor insurance app on Android and IOS.

The app empowers users to independently insure their cars through features like self-surveys, real-time premium payments, and instant digital policy issuance. Additionally, the app boasts a user-friendly claim reporting function that automatically locates the nearest surveyor for swift assistance and also facilitates instant claim settlement. Jubilee General also offers customers an online renewal facility where clients can renew their policy from the luxury of their home or office hassle free. For corporate clients, our marine cover-note application has made the process of establishment of LC hassle free as our customers can generate cover notes at their convenience 24/7. Jubilee General doesn't stop there; they plan to introduce more mobile applications to further increase insurance accessibility. This commitment to ongoing innovation ensures customers have easy access to the entire insurance value chain, from obtaining quotes and selecting products to making payments and reporting claims.

Jubilee General will continue on its journey of technological innovation and digitalisation and the years ahead will witness an increasing range of end-to-end process automation. Jubilee General is also equipped with one of the most effective and efficient call-center providing seamless servicing to the clients.

Jubilee General recognises the importance of social responsibility and actively contributes to the development of society. We focus on education, health, culture, and sports, believing these areas are fundamental for future generations' well-being. Our initiatives include supporting institutions that provide medical care and subsidised education to underprivileged communities.

Jubilee General has recently also joined hands with WWF - Pakistan to protect common and snow leopards in Pakistan and improve local livelihoods. The initiative is designed to address human-wildlife conflict, especially between the local communities and leopards in the northern areas of the country, where it will offer insurance coverage to livestock owners.

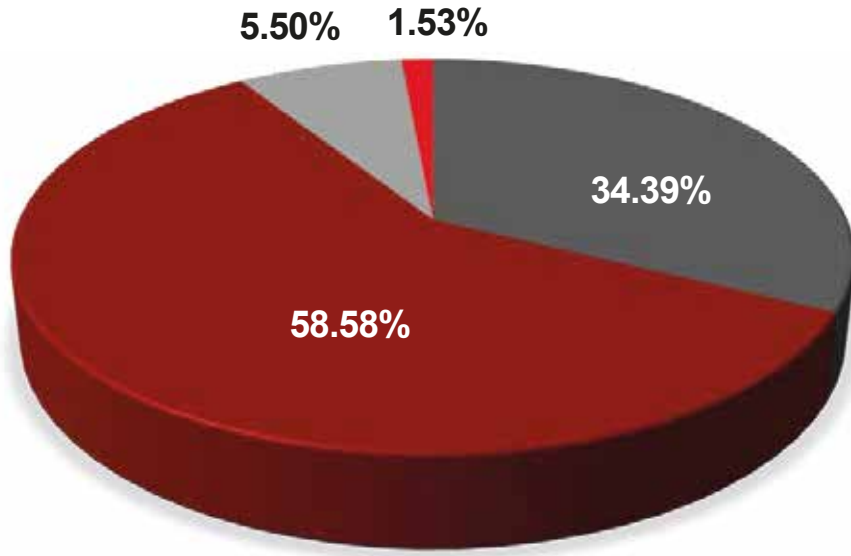
The pilot programme will be implemented in select parts of Khyber Pakhtunkhwa (KP) and Gilgit-Baltistan (GB), where attacks on livestock by wildlife have become a major cause of conflict, threatening both the livelihood of local communities and the population of the endangered big cats.

Above all, at Jubilee General, we remain focused on meeting and exceeding customer expectations.

OWNERSHIP CHART

Jubilee General Insurance Company is a public limited company listed on Pakistan Stock Exchange(PSX) with 198,491 thousand shares having face value of Rs. 10 each. There are 1,859 shareholders of the Company as at December 31, 2024.

Following is the shareholders' category wise ownership chart of the Company.

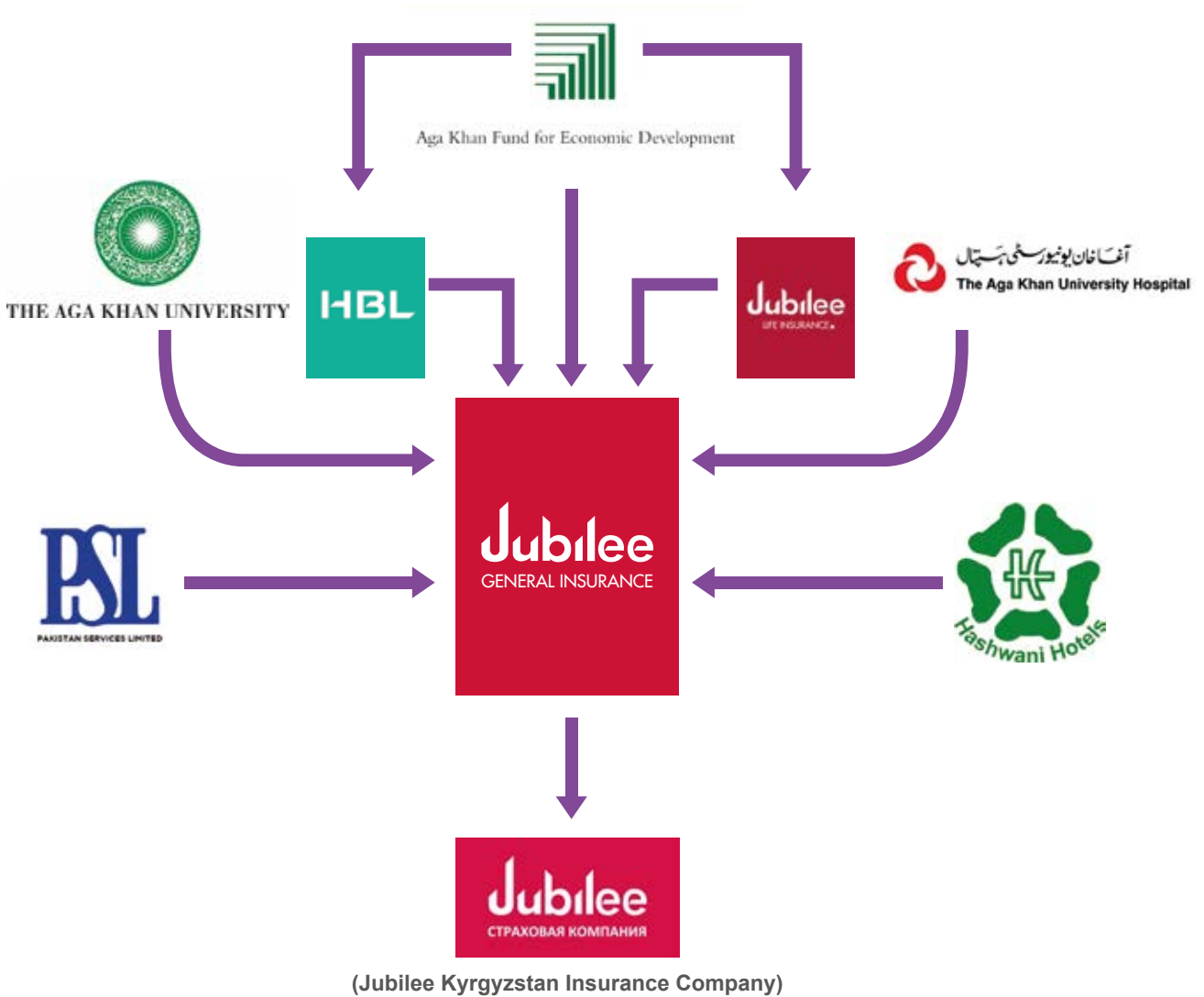


- AKDN related companies/undertakings
- Directors, CEO & their Spouse and Minor Children & Executives
- Associated Companies, Undertakings and Related Parties
- Others

Categories of Shareholders	Percentage	No. of Shares held
AKDN related companies/undertakings	58.58	116,271,416
Directors, CEO & their Spouse and Minor Children & Executives	1.53	3,045,531
Associated Companies, Undertakings and Related Parties	5.50	10,911,131
Others	34.39	68,263,163
Total	100	198,491,241

THE COMPANY AND ITS ASSOCIATES

Jubilee General Insurance Company Limited (JGICL) is a public listed company and does not have any beneficial owners, as no single entity directly or indirectly holds or controls 25% or more of the shares in JGICL. JGICL neither holds any subsidiaries nor is it a subsidiary of any other company. However, JGICL has a few associated companies, primarily due to shareholding in these companies in JGICL or vice versa, and/or common directorships. The chart below accurately reflects the caption 'Jubilee and its associates.'



INSURANCE / TAKAFUL PRODUCTS



PROPERTY

- Fire & Allied Perils
- Burglary
- Business Interruption following Fire & Allied Perils
- Comprehensive Machinery Insurance (CMI)
- Civil Engineering Complete Risk (CECR)
- Property All Risks
- Industrial All Risks
- Ship Breaking



MARINE

- Marine Cargo Import
- Marine Cargo Export
- Marine Cargo Inland Transit
- Marine Umbrella Liability
- Seller's Contingency
- Marine Hull
- Pleasure Craft Policy
- Sports Craft Policy
- Graveyard Policy
- Marine & Delay in Start-up
- Containers
- Stevedore's Liability



ENGINEERING

- Contractor's All Risk (CAR)
- Erection All Risks (EAR)
- Comprehensive Project
- Advance Loss of Profit following Contractor's All Risk (CAR) / Erection All Risks (EAR)
- Machinery Breakdown (MBD)
- Consequential Loss following (MBD)
- Deterioration of Stock following (MBD)
- Loss of Content following (MBD)
- Boiler & Pressure Vessels
- Electronic Equipment
- Contractor's Plant & Machinery



GROUP HEALTH

- Comprehensive Dread Disease Expenses Benefit
- Comprehensive Hospitalisation Expenses Benefit
- Maternity Expenses Benefit
- Out-Patient Expenses Benefit
- Managed Care Solution
- Micro Health



BONDS

- Bid Bond
- Mobilisation Advance Bond
- Performance Bond
- Maintenance Bond
- Customs Bond
- Excise Bond
- Supply Bond
- Retention Money Bond
- Utility Bond
- Travel Agent Bond
- APTTA Custom Bond



MOTOR

- Private Car Comprehensive
- Commercial Vehicle Comprehensive
- Motorcycles Comprehensive
- Motor Third Party Liability
- Old Car Comprehensive
- 3T- Old Car
- Trade Plate



SPECIALISED

- Banker's Blanket Bond
- Computer Crime
- Plastic Card
- Safe Deposit Box
- Foreign Currency Exchange
- Comprehensive Security Guard
- Kidnap & Ransom
- Terrorism
- Crop
- Hotel Owner's All Risks
- Professional Indemnity
- Directors' & Officers' Liability
- Residual Value
- Energy Risk
- Protection & Indemnity
- Prize Money
- Event Cancellation
- Network Operator's Policy
- Submarine Cable Policy
- Offshore Construction Project
- Control of Well Policy
- Oil Liability
- Livestock
- Employment Practice Liability
- Contractual Legal Liability
- Package Policies
- SFIP (Stock Brokers Policy)
- AMV (Guard)
- Delinquency
- Loss of License
- Export Credit Risk
- Sovereign Guarantee
- Non-Honoring of Legible Transaction
- Cyber Risk
- Commercial Crime
- Clinical Trial



MISCELLANEOUS

- Cash in Safe
- Cash in Transit
- Cash on Counter
- Neon Sign
- Plate Glass
- Workmen's Compensation
- General Public Liability
- Product Liability
- Employer's Residual
- Fidelity Guarantee
- Golfer's Policy
- Aviation
- All Risks
- Commercial General Liability
- Purchase Protection
- Extended Warranty



MOBILE APPS & WEB PORTALS

- Motor Android App & Web Portal
- Health App
- Motor Online Renewal Web Portal
- Motor Online TPL Web Portal
- Motor Claim App & Web Portal
- Marine Cover Note App & Web Portal
- ViaCare Travel Web Portal



CARELINE (RETAIL PRODUCTS)

- Personal Accidents (SelfCare)*
- SelfCare Plus
- Home Insurance/Takaful (HomeCare)*
- ShopCare
- ShopCare Plus
- EducationCare
- AllCare
- International Travel (ViaCare)*
- Domestic Travel (ViaCare)*
- Hajj & Umrah (ViaCare)*
- Ziarat (ViaCare)
- Student Travel (ViaCare)*
- HomeTrip (For Pakistani expatriates) (ViaCare)*
- LifestyleCare*
- CellCare
- Business Cover
- Pocket Secure Plus
- Cash Guard
- Cash Guard Plus
- Medi Cash
- ParentCare*
- HerCare*
- Personal HealthCare*
- Family HealthCare*
- Wallet Guard
- Pocket Secure
- Pocket Secure Plus

* available in branches and on online platform

MANAGEMENT TEAM



AZFAR ARSHAD
Managing Director
& Chief Executive



SYED ALI ADNAN
Chief Financial Officer



**MUHAMMAD
NADEEM IRSHAD**
Chief Sales Officer



ANITA LALANI
Chief Human Resource Officer



HUMAYOON ASGHAR
Chief Digital Strategy Officer



MUHAMMAD UZAIR MIRZA
Head of ERM, Compliance & Quality Assurance



KAMRAN ARIF
Head of Claims



OVAIS BIN ALAM
Head of Window Takaful



DR FAWAD SARWAR
Head of Health Insurance



NARESH KUMAR
Head of Investment



ABDUL WAHID
Company Secretary



TARIQ MUSHTAQ
Chief Underwriting Officer



FAHAD AHMED
Head of Information Technology



ASADULLAH JAVEED
Head of Engineering Projects,
Bonds & Risk Management



RAMEEZ AHMED SABRI
Head of Reinsurance

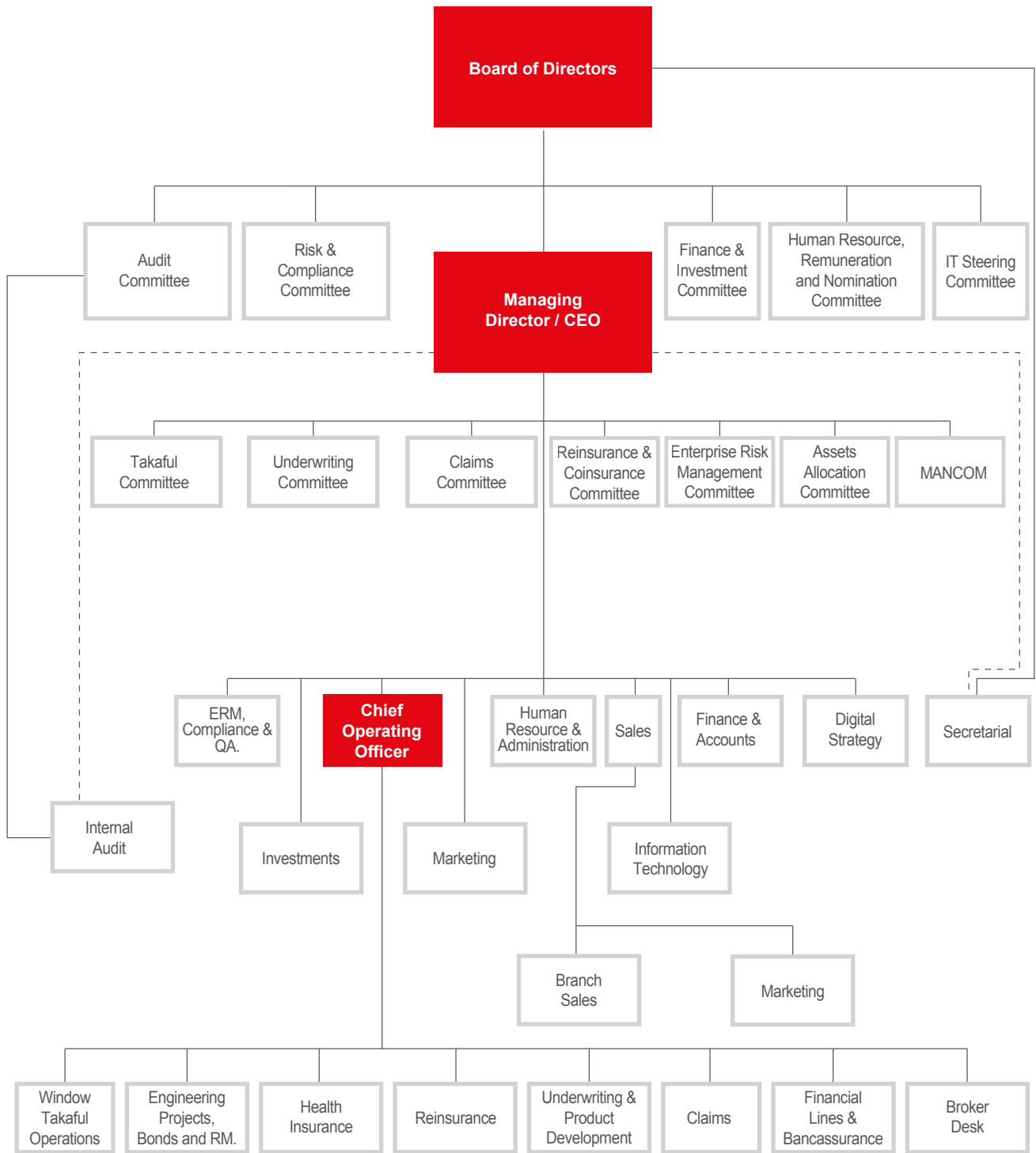


SAFAR ALI
Head of Internal Audit



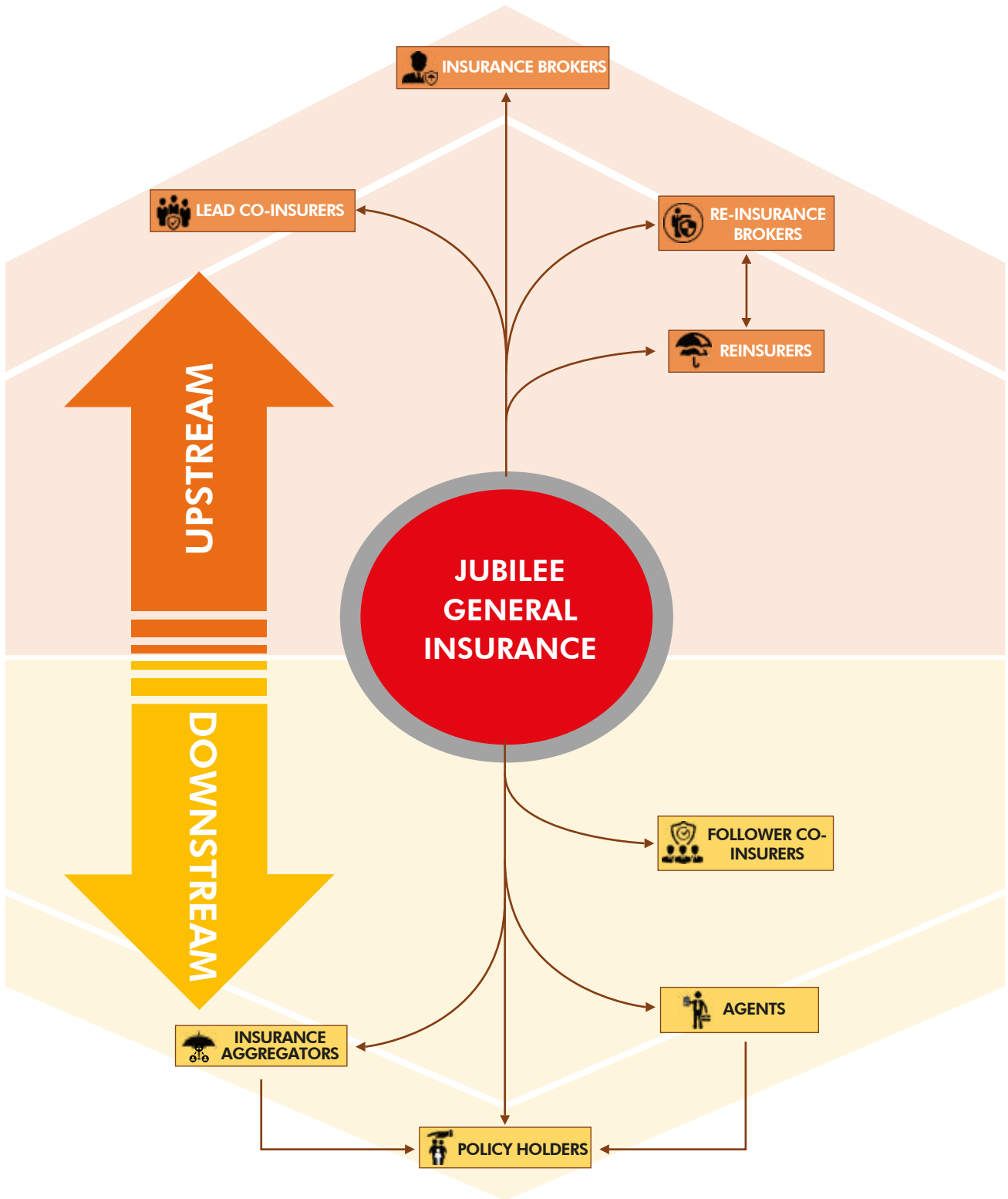
HASHIM M SHAMIM
Senior Advisor

ORGANISATION STRUCTURE



— Functional Reporting
 - - - Administrative Reporting

UPSTREAM AND DOWNSTREAM MODEL



UPSTREAM AND DOWNSTREAM - DETAIL

Insurance sector upstream value chain activities are those which are carried out by the insurance company in order to offer better risk coverage services to its target market/customers. However, the downstream activities are related to the connections of insurance company necessary to approach the customers so they can avail the risk coverage product / services as designed by the insurers.

Upstream value chain in the insurance business comprising the reinsurers, or sometimes reinsurers broker through which adequate re-insurance is arranged. Furthermore, in some cases business is also acquired through group by participating under other insurance companies' leadership in order to provide insurance services to big corporates for their large size of assets and business activities.

Downstream value chain comprising the insured, the ultimate beneficiary and user of insurance policy. In addition to the insured, co-insurance arrangements are also made as leader to provide jumbo risk coverage as required by the customer. In addition to that an insurance company is connected with its customers through the agents who also perform a key role to acquire business. Furthermore, in order to pay claims, the surveyors and workshops are also part of the value chain of the insurance services as their role is important with respect to the settlement of claims.

Jubilee General Insurance, is closely connected with all the components/sources of value chain in upstream, and downstream to provide exemplary insurance services to its customers.

UPSTREAM

Following are the components in upstream value chain:

REINSURERS

A reinsurer is the insurer of insurance company. By obtaining insurance from reinsurers, an insurance company's risks are spread out. All the risk insured by Company are appropriately and efficiently reinsured in order to safeguard the interest of the Company and minimise the risk exposure. Company pays reinsurance premium against covering the risk by charging the under written premium. Company is connected to reinsurer directly under the value chain and also use broker channel for this purpose.

REINSURANCE BROKERS

A reinsurance broker mediates between an insurance and a reinsurance company. Reinsurance brokers work for the insurance company and their job is to acquire reinsurance for the insurance company. This can involve negotiating the rates and finding the best policies. In order to avail appropriate reinsurance for their client, and portfolio, the Company finds out robust and appropriate reinsurance policies through the reinsurance brokers hence the Company enables itself to provide better services to its customers. Reinsurance brokers also assist the Company to find out better reinsurance for any particular risk to be covered by the Company for its clients.

INSURANCE BROKERS

Currently the role of Insurance brokers became very significant in the insurance sector. Large conglomerate and giant corporates acquire the services of Insurance brokers to find out an appropriate risk coverage solution for their insurable interest. The Company keeping in view the role of insurance brokers has established a dedicated division in order to connect with brokers in an efficient and effective way to get its share in business which is available through brokers.

LEAD CO-INSURERS

Company also deals with co-insurers who give share to the Company while insuring any risk in order to reduce their exposure with respect to any particular insurance policy. The Company receives premium and therefore also bears the claims incurred on that policy, if any. The co-insurance accepted by the Company to increase its gross written premium and also to diversify the exposure. This arrangement also establishes a bi-lateral relationship with the peer group insurance companies. Under co-insurance arrangement, the Company provides services to the insured under the leadership of the co-insurer (leader). The value addition is made by the Company in shape of increase in premium along with diversifying the risk and providing more dedicated support to the lead co-insurer.

DOWNSTREAM

Following are the components in downstream value chain:

FOLLOWER CO-INSURERS

The Company also share premium with the other insurance companies in those policies where it wants to reduce the exposure. The co-insurers receive premium and therefore also bear the claims incurred on that policy (if any). The co-insurance arrangements made by the Company is to reduce the risk exposure and to establish bi-lateral relationship with the peer group. Co-insurers are required to provide services to the insured under the leadership of the Company. The value addition is made in the services are in shape of reducing risk to the Company and providing more strong security to the insured along with Co-Insurer followers.

AGENTS

Agents are very important component of service value chain. The insured and potential customers are linked with the agents in order to obtained insurance policy from the Company. All kind of insurance policies i.e., Fire & Property, Marine, Motor, Accident & Health and Miscellaneous are negotiated and sold to the clients through agents. Agents also play a pivot role to market the new insurance products. It is not practical for the staff of the Company to provide dedicated prompt services to all the customers therefore, the same work is performed by the agents. The agents also work as brand of insurance Company.

INSURANCE AGGREGATORS

An insurance aggregator, also known as a agency network or cluster, is a group of independent agencies that band together to combine premiums, giving its members the scale and advantages that are usually only available to the largest agencies. In order to increase its outreach in the market, Jubilee General has shaken-hand with renowned aggregators in order to facilitate its customers in obtaining insurance from the Company. One of the most attractive benefits of joining aggregator is access to new markets and carriers. Jubilee is trying its best to make its insurance service easily available with multiple choices at a single click of its customer.

POLICYHOLDERS

The ultimate beneficiary of the Company's insurance products are policyholders. Policyholders comprising from large corporates to medium & small enterprises and from sole proprietors to individuals. The protection of policyholder's interest is the foremost priority of the Company. The Company provides fastest service to the policyholders through staff and agents of the Company. The value created by the insurance company with respect to policyholder is in the following manner.

(I) PROTECTION OF POLICYHOLDERS' INSURABLE INTEREST

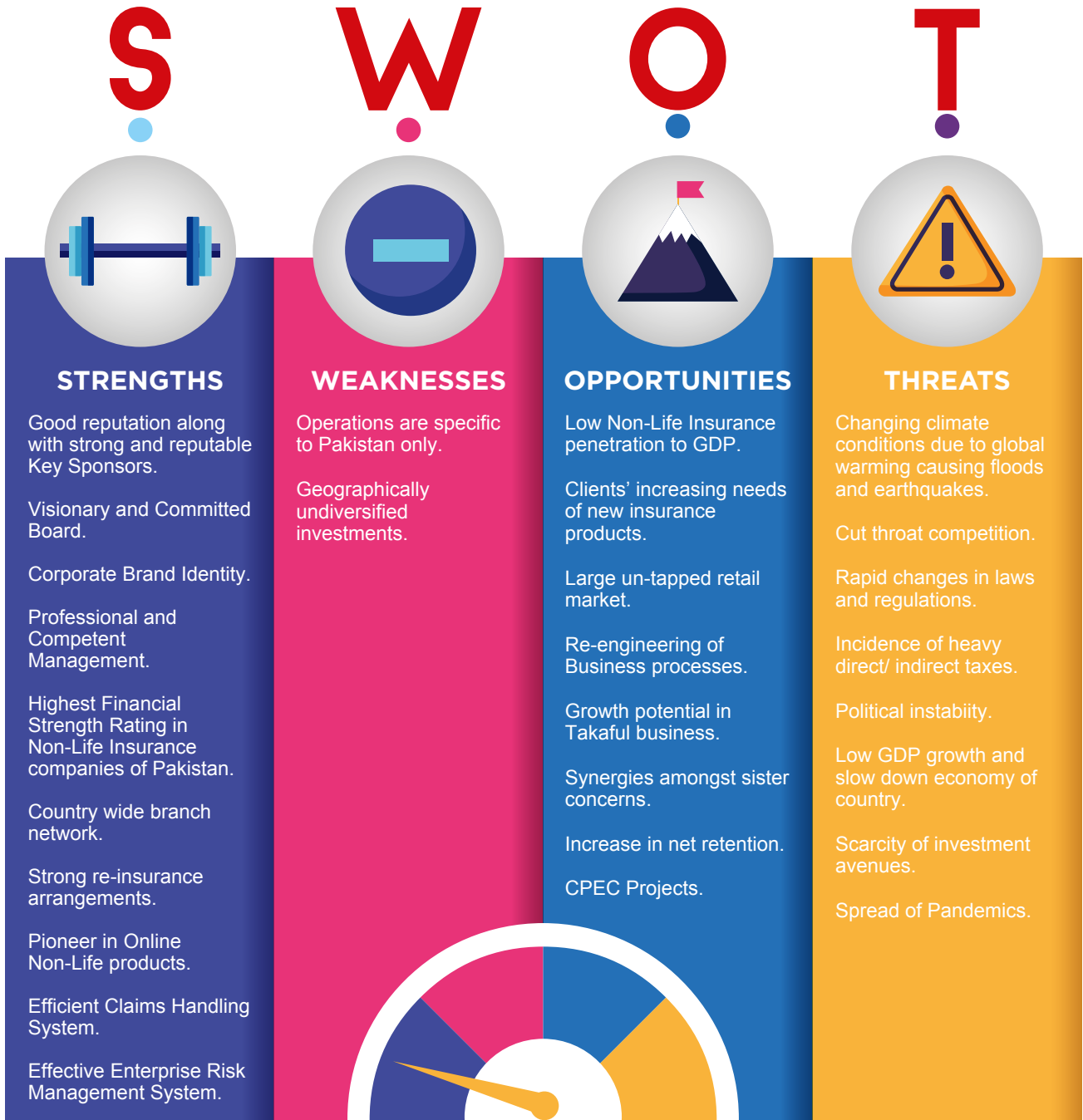
All the interests of the policyholder which have been insured by the Company are protected as per terms and condition of insurance contract.

(II) PAYMENT OF CLAIMS

In case of any peril to the insurable interest of the policyholder, the claims are paid by the Company within the shortest possible time. However, in order to estimate the amount of loss for processing and payment of a claim, independent surveyors are appointed keeping in view the type of claims. In certain cases, particularly in motor insurance, Company also avails the services of workshops for the prompt and high-quality repair services of the policyholder's insured motor vehicle(s).

SWOT ANALYSIS

SWOT Analysis is a framework for identifying and analysing the internal and external factors that can have an impact on the viability of an organisation. In the Company, significant help is taken from SWOT Analysis in order to formulate future strategies. The management is ever striving to get maximum benefit out of the future business opportunities keeping in view its existing strength, overcoming its weaknesses and surmounting the threats ahead. Following is a concise SWOT Analysis of the Company as at December 31, 2024:




SWOT Statement

Being an insurance company, we believe that impact on brand equity may impact on the organisation. Therefore, market reputation is very important for us.

Anatomy of SWOT Statement

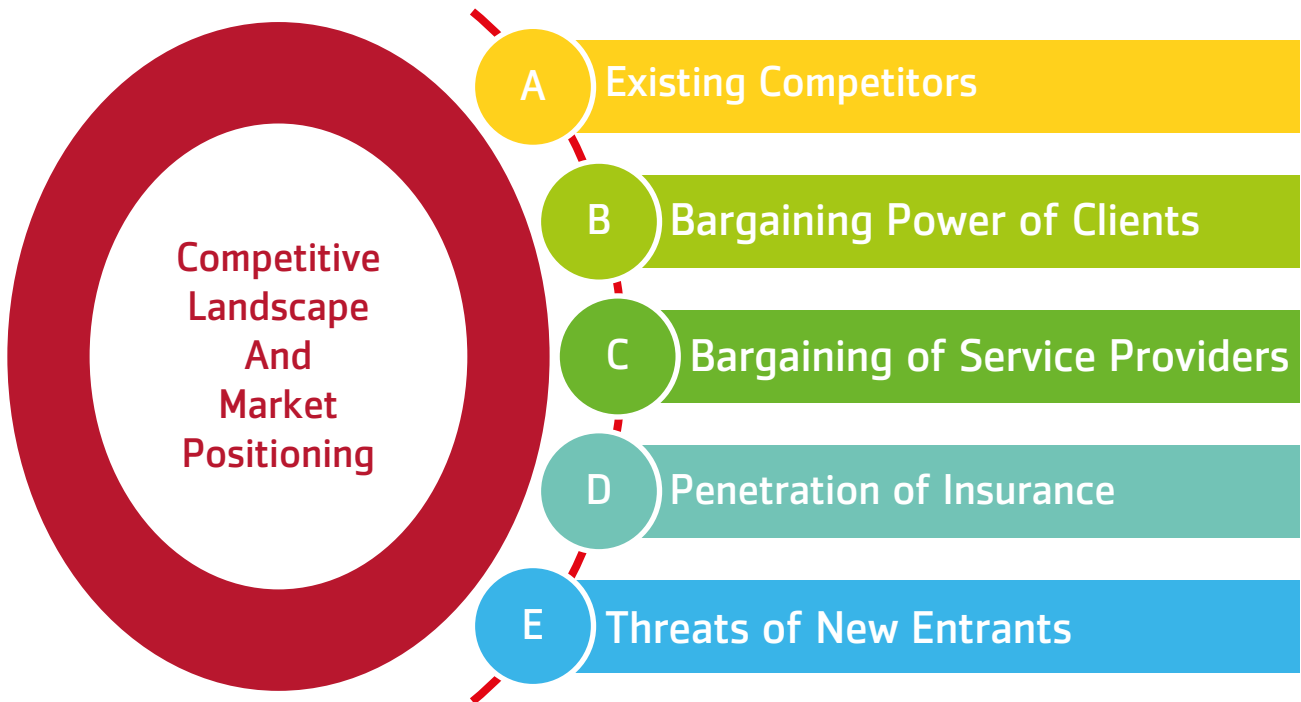
Strengths: High reputation of the Company along with strong and reputable Key Sponsors.



COMPETITIVE LANDSCAPE & MARKET POSITIONING

It is more important for a Company working in a competitive environment to be efficiently responsive with the changing environment of business. This characteristic plays a pivot role in the success of business and growth of the Company. In Jubilee General, we take help from Porter's Five Forces Study methodology to perform a detailed analysis of the Company's competitive environment. This specific framework is a macro tool for business analytics, utilising five fundamental factors to precisely assess the intensity of competition in a sector and as well as degree of impact on the profitability in that sector as a whole.

Following are the five forces that support and play a crucial role in the development and success of the Company by assisting to define the level of competition exist in the environment and its degree of influence.



EXISTING COMPETITORS

The ongoing intensity of the insurance/takaful sector's competitive struggle has a detrimental, crippling impact on the profitability of the whole business. The extreme amount of competition and conflict now present in the market has had a considerable influence. Competitors are regularly participating in ferocious pricing wars with the express objective of boosting their own market share which has harmful impact over insurance business in the Country. However, the clients are very much aware with the reputation of the companies and consider claims paying ability of a company while choosing insurance/takaful coverage.

In Jubilee General, to address the market needs, the services of takaful are also available through its Window Takaful Operations (WTO) if any clients intend to avail the services of takaful instead of conventional insurance. Jubilee General including its WTO are now striving to concentrate on the supply of value-added services for acquiring and maintaining loyalty and confidence of insured/participants. Furthermore, we are also moving faster towards digitisation so that the requirement of modern generation can be fulfilled and take leading role in the competitive market.

BARGAINING POWER OF BUYERS/CUSTOMERS

The majority of significant insurance businesses provide comparable services. There is a tendency for similar services whether it is property, marine, motor, health insurance or liability. A threat is the customer's proclivity to substitute/use another product to meet the same requirement. Customers always expect higher-quality services at a lower premium, because in general their primary reason for acquiring insurance/takaful is to fulfill a necessary institutional or governmental obligation/requirement, rather than own desire. However, the reputation of the Company with respect to discharging of all legitimate claims efficiently and timely will make it superior as compared to other insurance/ takaful companies/ operators. Therefore, the focus of Jubilee General is always on quality of services.

BARGAINING OF SERVICE PROVIDERS

Given the variety of options accessible for goods and services required to conduct insurance business activity, the influence of service providers/sellers is a main factor to be considered.

Reinsurers/re-takaful partners are the major service providers for every insurance company. This is compulsory that the Company has adequately allocated its risk through co-insurance and reinsurance arrangements in order to minimise the exposure in the event of a disaster (if any). Furthermore, the Company has to remain well-positioned regardless of any catastrophic events that negatively effects the business. In this connection, it is fact that reinsurers consequently have considerable influence, especially given that the majority are also renowned and eminent international corporations with a firmly established focus on the insurer's and takaful operator's financial stability and credit rating. Furthermore, due to recent reporting of large claims in the region may also cause to increase reinsurance cost heavily. In case of takaful business, there are fewer Re-Takaful operators available in the Takaful sector, this creates a persistent barrier. Furthermore, owing to the country's unpredictable political climate and deteriorating law and order situation, which allows for disorder and lawlessness the reinsurance/retakaful cost has increasing trend. However, Jubilee General has a long-term relationship with the reinsurers and re-takaful operators and their consistent support is very much helpful to overcome the current situation.

Besides reinsurers/retakaful operators, there are many other suppliers/services providers such as workshops, surveyors, IT firms and legal advisor etc. However being a renowned reputable Company in the insurance sector their influence is not considerable.

PENETRATION

Penetration of insurance in Pakistan is comparatively low in comparison to other countries due to various reasons. Since people are not much aware of the benefits that they can get by buying insurance. Moreover, people have trust issues when it comes to paying premium as if they will get the due coverage at the time of claim. The awareness is one of the major factor of low penetration of insurance companies in our market. Jubilee General striving to increase penetration of insurance in market by conducting various awareness sessions and providing easily accessible online products to facilitate its clients.

THREATS OF NEW ENTRANTS

Barriers to entry in the insurance industry is considered to be at a medium level with recent interest by foreign insurance companies in entering Pakistan's insurance industry especially in micro insurance sector of the industry. However, with the Securities and Exchange Commission of Pakistan's (SECP) strict monitoring and regulation of the insurance industry, the threat of entrants is limited to certain extent. In addition, a reasonable high capital requirement to start an insurance business and a broad distribution network requirement, have further reduced the threat of new entrants.

Due to the pricing competition within the industry and already existing relationship dynamics and loyalty between the companies and their customer-base, the pressing demands for the foundational establishment and retention of strong sales and a sturdy, reliable distribution network is a rising struggle for new entrants. Regardless of these obstacles, fresh and creative Insurtech enterprises may be seen as promising, potential newcomers in the field at this moment. However, their job is merely to supplement the insurance and Takaful industries. Jubilee General is fully aware with the situation, therefore, it is investing a considerable amount and efforts on the digitalisation to play a leading role in the emerging market of digital products for future.

POLITICAL ENVIRONMENT WHERE ORGANISATION OPERATES

Political pressure is one of the biggest challenges and also a vital element for an insurance company as the Company has to follow the laws and rules/regulations designed by the government and authorities respectively for insurance business. However, government policies are not necessary to be consistently remain same as government changes due to political activity in the country, the policies of previous government are most of the time not followed by the succeeding governments. Therefore, unstable political situation in the country may result in the change of policies and resultantly the strategies, which were formulated keeping in view the policies of previous governments may become ineffective or somehow restrict the Company to achieve the desired results.

A deteriorated political situation may also cause to deteriorate the law-and-order situation in the Country and the strategies that were devised keeping in view the normal law and order situation may become ineffective. Furthermore, a deteriorated law and order situation definitely impacts the economy of the country negatively. Economy is one of the critical element which is to be considered by an insurance company while devising strategies. It is a fact that insurance sector grows tremendously in a growing economy. Difficult business conditions resulting from economic and political instability may prove to be an impediment in the plans of the Company to achieve its business objectives. Similarly, the same issue will arise if the above-mentioned activities occur in countries where there the insurance company has their reinsurers.

LEGISLATIVE & REGULATORY ENVIRONMENT

The insurance companies in Pakistan operate under the Insurance Ordinance 2000. The Insurance Ordinance is the foremost legislation for Insurance business in Pakistan. The Company is working in a sector which is highly regulated. The Securities Exchange Commission of Pakistan (SECP) - Insurance Division is the sole regulator that provides the guidelines under which the insurance sector is operating in Pakistan. The SECP works under the ambit of Insurance Ordinance. The Insurance division of SECP regulates the insurance sectors in Pakistan in order to achieve the following:

- Maintain Insurer Solvency
- Protection of the insured

SECP has implemented/introduced various regulations/guidelines in order to maintain the solvency of the insurers in Pakistan and protection of the insured as at the time of the claims, the insurance Company should pay the claims as per the protection assured under the insurance agreement made by the Company with its customer. Besides SECP, following are other authorities that issue law/regulations/guidelines which are also required to be adhered by the Company.

I) PAKISTAN STOCK EXCHANGE

As a listed corporate, the Company is required to adhere to the rules/regulations/guidelines of Pakistan Stock Exchange (the PSX) from time to time issues various rules/regulations which are applicable on listed companies and the Company is fully adhered to these rules/regulations.

II) STATE BANK OF PAKISTAN

In respect to the foreign exchange transactions/investments and being part of the financial sector of Pakistan, the Company is also required to comply with certain limited requirements of the State Bank of Pakistan. Company is also required to submit certain reports and returns to the State Bank of Pakistan on regular basis.

III) FEDERAL BOARD OF REVENUE

As the Company is working in Pakistan, the Company is also required to comply with the requirement of Federal Board of Revenue with respect to Income Tax Ordinance, 2001 and the relevant rules.

IV) SALES TAX AUTHORITIES IN PROVINCES

As insurance service in Pakistan is chargeable to indirect taxes and the Company operates in all the provinces and Islamabad Capital territory, therefore the respective laws and relevant rules regarding Sales Tax and Federal Excise Duty services as applicable in these provinces and Islamabad Capital territory respectively are also required to be complied by the Company. The Company is fully compliant with these laws.

THE LEGITIMATE NEEDS, INTEREST OF KEY STAKEHOLDERS AND INDUSTRY TRENDS

Jubilee General Insurance operates almost in large major cities of the Country while promoting diversity and inclusivity on a national scale. We continue to adopt and put into practice thorough community strategy that is informed by the local environment. We have a well-established norm of stakeholders' participation, which is one of the major factors in the growth and ongoing success of the Company. Our Company is really grateful for the clear link between efficient stakeholders' management and overall organisational success. Our major stakeholder includes mainly our Shareholders, Investors, Customers, Suppliers, Service providers, Financial Institutions, Media, Regulatory bodies, Analysts and last but not the least our Employees.

The Company convenes annual and extra ordinary general meetings in accordance with the requirement of Companies Act 2017. The Company's interim results and reports are placed on the Company's website and are also notified to the Pakistan Stock Exchange for shareholders' information.

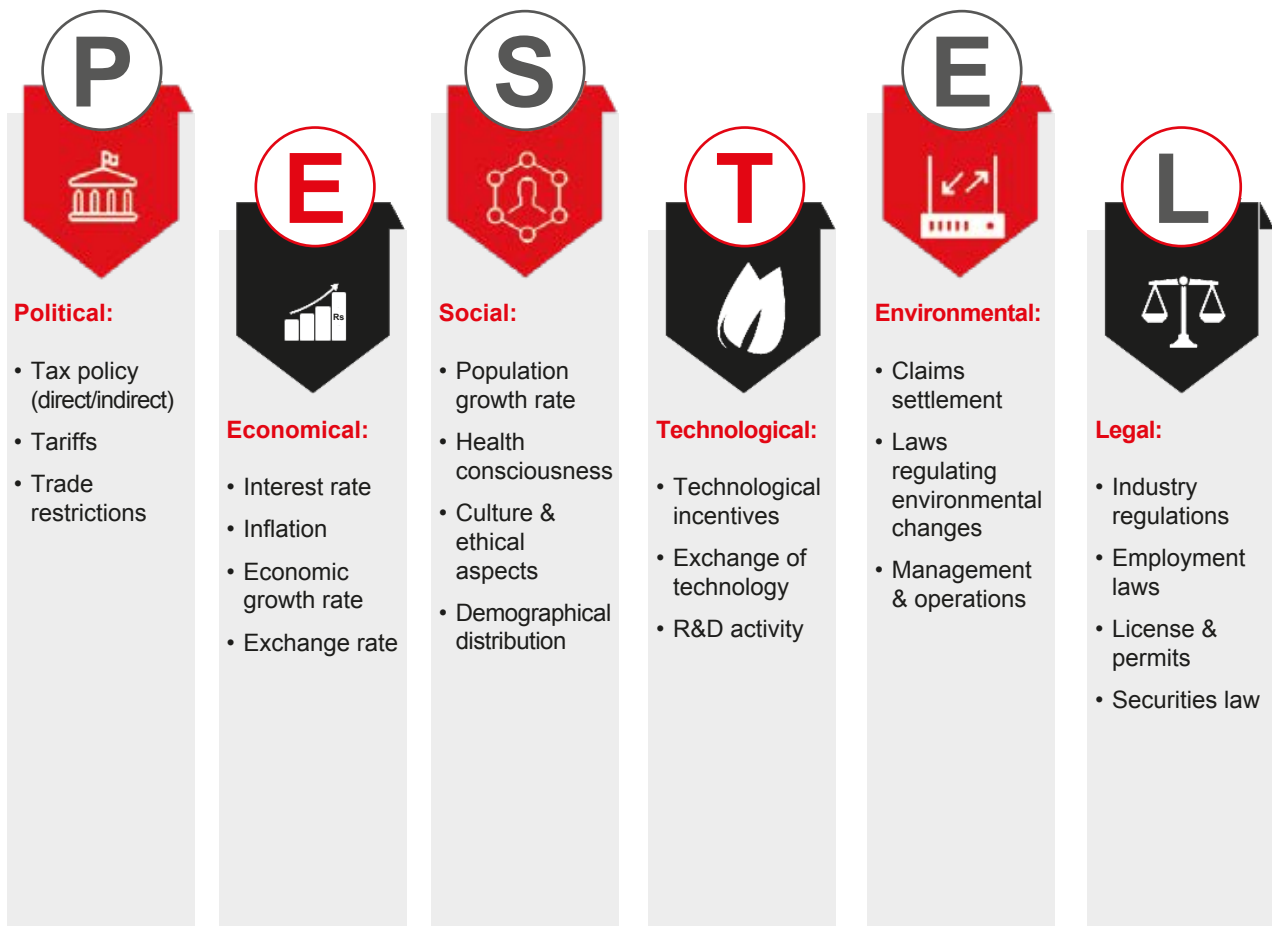
PESTEL ANALYSIS - A SNAPSHOT

A PESTEL analysis examines the important external elements that influence an organisation which are political, economic, sociological, technological, environmental and legal. It can be applied to a variety of settings and can assist people, professionals and senior managers in making strategic decisions. It is frequently used to provide a complete picture of a situation and it is in connection with internal and external elements.

In Jubilee General, help is taken from PESTEL analysis while making strategies, budgets and taking decisions. PESTEL assists in the following ways by understanding how external influences affect the business of the Company:

- Analyse long-term impact on the Company's performance and activities.
- Examine any strategies that have implemented so far.
- Work on a new business direction, product, or strategy.
- Recognise difficulties and their solutions.
- Acquire a strategic advantage over rivals.
- Assess the risk involved with the target market.

Following is the snapshot of PESTEL factors which are considered in the Company while taking decisions and devising strategies:



PESTEL ANALYSIS - DETAIL

The detail of each PESTEL factor has been mentioned below:

POLITICAL

Pakistan has consistently faced a political turmoil since its inception. The unpredictable political dynamics of the Country has a significant impact on business activities. In some developed countries some insurance products are mandatory while there is no such requirement in Pakistan. The government is also playing a major part to ease business operations by maintaining law and order in the Country, however due to uncertain political situation of the country does not support the continuation of a consistence policies. Political stability of the country will directly affect business growth and development. Jubilee General Insurance while making future strategies do consider political situation of the Country.

ECONOMICAL

Earlier Covid-19 badly affected the economy of the Country. Numerous organisations, both national and multi-national, laid off their employees which led to a rise in unemployment. Currently, the worsening inflation has brought new challenges and spending habits of consumers have significantly changed. The massive increment in taxes and prices pose another threat to the growth of businesses. This situation also impacts future growth of the Company, however the management is trying hard to achieve the set targets.

SOCIAL

The growing change in lifestyle creates the demand for certain new products and services. As younger generation is more focused on technology and modernisation, insurance sector also needs to grow its innovative capabilities to keep up with arising needs of new generation. Furthermore, Covid-19 has also created an urge to look more towards health and well-being which also arises the need for health insurance among people. Due to change in the preferences of the society specially after COVID and demand of new products through digital means is increasing and the Company has to cater these needs through innovations. Jubilee General is very much focused with respect to changing demands of the society and, therefore, spending a considerable amount on innovations and technology.

TECHNOLOGICAL

We come across new technological advances every now and then. Digitalisation is disrupting old ways of doing business. The Company is trying hard to adapt to these changes in order to achieve more growth in the long run. The Company has also planned for a complete transformation of the its products through digital means. In Jubilee General, we understand that use of technology empowers the customers, speeds up our operations and provides a competitive advantage.

ENVIRONMENTAL

The world is progressing at a rapid pace and we come across new innovations every other day. Businesses are flourishing but the world is not in a position to alleviate major challenges like climate change. Natural disasters like floods affect houses, properties and businesses considerably, which increases the number of claims and making it harder for insurance companies to manage insurance risk. For a sustainable environment, we are on a mission to minimise paper consumption and promote environment friendly activities with a focus to decrease carbon emission as much as possible.

LEGAL

Laws and Regulations have pervasive impact on the Company' business. Although, Jubilee General has a robust level of capital and having strong financial position, certain laws and regulation also considered against thumb rule of the 'Ease of Doing Business' and a considerable amount of resources are utilised to adhere these laws and regulation. Furthermore, certain law and regulations are very critical in nature particularly with respect to Anti Money Laundering for which extra vigilance is needed.

All these factors impact the business of the Company and its future outlook however in Jubilee General strategies are devised keeping in view all these factors and a judicious strategy is built for achieving success in future.

GEOGRAPHICAL LOCATION OF THE COMPANY'S OFFICES

Jubilee General Insurance Company operates in Pakistan and provides the service of assurance to its clients all over the Country through its 26 operative branches and 8 sub-branches. The detail and addresses of these branches have been given in the "Geographical Presence – Branch Network" section of this Annual Report.

INNOVATION AT THE CORE

BUSINESS MODEL





04



OUR BUSINESS MODEL



INPUTS

FINANCIAL RESOURCES	HUMAN RESOURCES	INTELLECTUAL CAPITAL	SOCIAL & RELATIONSHIP CAPITAL
 <ul style="list-style-type: none"> • Paid-Up Capital Rs. 1.99 billion • Total Assets Rs. 50.37 billion • Total Investment, Cash or Bank Portfolio Rs.30.07 billion • Separate window takaful operations having total Assets of Book Value Rs. 1,082 million 	 <ul style="list-style-type: none"> • Total number of employees: 693 • Highly skilled, experienced, and capable staff • Competent top management and leadership • Programs for Training and Development • Performance Management System 	 <ul style="list-style-type: none"> • The technological infrastructure is built around a centralised ERP system that is linked to functional and technical departments • Health, Travel, Motor, and Window Takaful Operations have their own online portals • Well-known Brand 	 <ul style="list-style-type: none"> • All major/regional hospitals are on panel with existing and new health insurance packages • Dedicated CPEC, Broker and Motor dealerships divisions are available • Network with 26 fully functional and 8 sub-branches • Long-term partnerships with clients, financial institutions, brokers, and reinsurance companies

INPUT AND OUTPUT UNDER BUSINESS MODEL

Following is a snap-shot of inputs and outputs in business Model of the Company:

QUANTATIVE INPUTS:	2024	2023
• Total Assets Rs. 50.37 billion	↑	↑
• Paid-Up Capital Rs. 1.9 billion	-	-
• Total Investments, Cash or Bank Portfolio Rs. 30.07 billion	↑	↑
• Total number of employees: 693	↑	↑
• Separate window takaful operations having total Assets of Book Value Rs. 1,082 million	↑	↑

QUALITATIVE INPUTS:
• The technological infrastructure is built around a centralised ERP system that is linked to functional and technical departments
• Health, Travel, Motor, and Window Takaful Operations have their own online portals
• All major/regional hospitals are on panel with existing and new health insurance packages
• Dedicated CPEC, Broker divisions and Motor dealerships are available
• Vast network with 26 fully functional and 8 sub-branches
• Competent top management and leadership
• Long-term partnerships with clients, financial institutions, brokers, and reinsurance companies
• Highly skilled, experienced, and capable employees
• Performance management system
• Programs for Training and Development

QUANTATIVE OUTPUTS / OUTCOME:	2024	2023
• Gross written premium/ contribution Rs. 23.06 billion	↑	↑
• Technical profit stood at Rs. 944 million	↓	↑
• Profit before tax Rs. 5.82 billion	↑	↑
• Profit from Window Takaful Operations Rs. 460 million	↑	↑
• Investment income Rs. 5.15 billion	↑	↓
• Earnings per share is Rs. 17.74	↑	↓
• Dividend declared by the directors for 2024 is Rs. 5.50 (cash) per share	↑	↑
• No. of employee trainings conducted	↑	↑

QUALITATIVE OUTPUTS:
• Recognition by numerous bodies for the Company's achievement and excellence in various segments of business and financial reporting
• Sales conference / Long service awards / Women's day celebration / Independence day celebration / Prize distribution ceremony on quizzes.
• AA++ rating by PACRA and VIS Credit rating Agencies with Stable Outlook and B (Fair) by AM Best (UK).

FOSTERING STRONG RELATIONSHIPS

STAKEHOLDERS'
RELATIONSHIP &
ENGAGEMENT

05





NOTICE OF ANNUAL GENERAL MEETING

Notice is hereby given that the 72nd Annual General Meeting (AGM) of Jubilee General Insurance Company Limited (the Company) will be held on Friday, April 25, 2025 at 9:00 a.m. physically at the registered office of the Company situated at Jubilee Insurance House, I.I. Chundrigar Road, Karachi and through electronic means via Zoom video link facility to transact the following business:

ORDINARY BUSINESS

1. To receive, consider and adopt the annual audited financial statements of the Company for the year ended December 31, 2024 together with the Auditors' and Directors' Report thereon.
2. To consider and approve the payment of final cash dividend of 55% (Rs 5.5 per ordinary share of Rs.10/- each) for the year ended December 31, 2024, as recommended by the Board of Directors of the Company.
3. To appoint Auditors of the Company for the year ending December 31, 2025 and fix their remuneration. The present Auditors M/s. KPMG Taseer Hadi & Company, Chartered Accountants, being eligible, have offered themselves for reappointment.

SPECIAL BUSINESS

1. (i) To review and approve, in accordance with Section 199 of the Companies Act, 2017, the authorisation for investments by Jubilee General Insurance (JGICL) and Jubilee General Window Takaful Operations. This includes investments of up to Rs. 300 million each by JGICL, Rs. 10 million each by the Operators Fund, and Rs. 12 million each by the Participants Fund in the acquisition of ordinary shares of associated companies i.e Cherat Packaging Limited (CPPL), Cherat Cement Company Limited (CHCC), Crescent Steel & Allied Products Limited (CSAP), Indus Motor Company Limited (INDU), Pakistan Cables Limited (PCAL), Meezan Bank Limited (MEBL), and International Steels Limited (ISL). These purchases will be made at prevailing market prices on the date of acquisition, in one or more tranches, within a period of three years.
- (ii) The Managing Director (Chief Executive) of the Company be and is hereby authorised to take any and all actions which may be required for the investment of the above-mentioned amounts in the purchase of ordinary shares of associated companies mentioned in 1(i) above.

By Order of the Board



Abdul Wahid
Company Secretary

Karachi: : March 13, 2025

PARTICIPATION IN ANNUAL GENERAL MEETING

In the light of relevant guidelines issued by Securities and Exchange Commission of Pakistan (“SECP”) vide letter No. SMD/SE/2/ (20)/2021/117 dated December 15, 2021, the members are encouraged to participate in the general meetings through electronic facility organised by the Company.

A. ATTENDING MEETING THROUGH ELECTRONIC MEANS

In order to attend the AGM online through electronic means the members are requested to get themselves registered with the Company Secretary office by April 24, 2025 till 5:00 pm at agm.jgi@jubileegeneral.com.pk by providing the following details:

Name of Shareholder	CNIC No.	Folio / CDS No.	Cell No.	Email address

Login facility will be opened thirty minutes before the meeting time to enable the participants to join the meeting after identification process. Shareholders will be able to login and participate in the AGM proceedings through their devices after completing all the formalities required for the identification and verification of the shareholders.

B. ATTENDING MEETING PHYSICALLY

Physical meeting arrangement for shareholders has been made at the Registered Office of the Company situated at Jubilee Insurance House I. I. Chundrigar Road Karachi.

C. ATTENDING MEETING THROUGH PROXIES

- I. A member entitled to attend and vote at the Meeting may appoint another member as his/her proxy to attend, speak and vote at the Meeting on his/her behalf.
- II. The proxy forms must be completed in all respect and in order to effective must be deposited at the Registered Office of the Company not later than 48 hours before the time of the Meeting.
- III. For attending the Meeting and Appointing Proxies, CDC Account Holders will further have to follow the guidelines as laid down in Circular No. 1 of 2000 dated January 26, 2000 issued by the Securities and Exchange Commission of Pakistan (SECP). The rights of members and their proxies exercisable during meetings and all other relevant information are listed in S.137 of the Companies Act 2017, which can be easily accessed on the Securities and Exchange Commission of Pakistan (SECP) website.
- IV. For attending the meeting through electronic means(Zoom), proxy form should be submitted along with proxy holders' email address and mobile number.

PROCEDURE FOR VOTING FOR SPECIAL AGENDA ITEMS

It is hereby notified that pursuant to the Companies (Postal Ballot) Regulations, 2018 and its amendments notified vide SRO 2192(I)/2022 dated December 05, 2022, members will be allowed to exercise their right to vote for the special business in the AGM, in accordance with the condition mentioned in the aforesaid regulations. The Company shall provide its members with the following options for voting:

I) E-VOTING PROCEDURE

- a) Details of the e-voting facility will be shared through an e-mail with those members of the Company who have their valid CNIC numbers, cell numbers, and e-mail addresses available in the register of members of the Company within due course.
- (b) The web address, login details, will be communicated to members via email. The security codes will be communicated to members through SMS from web portal of THK Associates (Pvt) Limited, (being the e-voting service provider).

- (c) Identity of the Members intending to cast vote through e-Voting shall be authenticated through electronic signature or authentication for login.
- (d) E-Voting lines will start from April 21, 2025, 09:00 a.m. and shall close on April 24, 2025 at 5:00 p.m. Members can cast their votes any time in this period. Once the vote on a resolution is cast by a Member, he / she shall not be allowed to change it subsequently.

II) POSTAL BALLOT

The members shall ensure that duly filled and signed ballot paper along with copy of Computerised National Identity Card (CNIC) should reach the Chairman of the meeting through post on the Company's registered address, Head Office, 2nd Floor Jubilee Insurance House, I.I. Chandigar Road, Karachi, or email at cm.agm@jubileegeneral.com.pk one day before the Annual General Meeting i.e. on April 24, 2025, during working hours. The signature on the ballot paper shall match with the signature on CNIC.

APPOINTMENT OF SCRUTINISER

The shareholders are hereby notified that under Postal Ballot Regulation, 2018 latest amendments circulated through SRO dated December 05, 2022, SECP has directed all listed companies to appoint Scrutiniser in polling on special business agendas in the General Meetings. Detail of scrutiniser is given below:

- a) Name: Junaidy Shoaib Asad Chartered Accountants
- b) Experience and Qualification: Chartered Accountant Firm since 2007
- c) Purpose of appointment: Under Regulation 11 of Companies (Postal Ballot) Regulations, 2018 for voting on investment in associates

GENERAL INSTRUCTIONS

- I) Shareholders may send their comments and suggestions relating to the agenda items of the AGM to the Company Secretary office at least one working day before the AGM, at above given email address, WhatsApp, or SMS on 0333-2134113. Shareholders are required to mention their full name, CNIC No. and Folio/CDS No. for this purpose.
- II) Shareholders will be encouraged to participate in the AGM to consolidate their attendance and participation through proxies.

ANNUAL REPORT 2024

- III) The shareholders of the Company have approved in the 70th Annual General Meeting of the Company held on April 25, 2023 to circulate the Annual Report of the Company to the members through QR enabled code and weblink. Therefore, the Annual Report – 2024 can be accessed through the following weblink or QR Code.



Weblink : <https://www.jubileegeneral.com.pk/wp-content/uploads/2024/04/JGI-AR-2024.pdf>

NOTES:

1. The Share Transfer Books of the Company will be closed for the purpose of determining the entitlement for the payment of final cash dividend from April 19, 2025 to April 25, 2025 (both days inclusive). Transfer received by the Share Registrar of the Company M/s. THK Associates (Pvt.) Limited, Plot No. 32-C, Jami Commercial Street 2, D.H.A., Phase VII, Karachi at the close of business on April 18, 2025, will be treated in time for the purpose of Cash Dividend entitlement to the transferees.
2. Any company or other body corporate which is a member of the Company may, by resolution of its Directors or appropriate governing body, authorise individual to function as its representatives at the meeting and the person so authorised shall be entitled to exercise the same powers on behalf of the corporation which they represent.
3. Members are requested to immediately inform the Share Registrar of any change in their addresses.
4. **In accordance with the provisions of Section 242 of the Companies Act, 2017, it is mandatory for a listed company to pay cash dividend to the shareholders only through electronic mode i.e. directly into the bank account designated by the entitled shareholders. Please note that if Bank account details (IBAN) as per prescribed format have not been provided by the shareholders to their Share Registrar, their Broker (participant) or CDC IAS, the Company would be constrained to act in accordance with the provisions of the law and withhold the cash dividend.**
5. All those shareholders possessing physical shares are requested to submit a photocopy of their valid CNIC along with the Folio Number at the earliest directly to Company's Share Registrar. In case of non-submission of CNIC copy, dividend warrants may be withheld. Corporate are also requested to submit their NTN certificate to Company's Share Registrar.
6. Members are requested to submit declaration as per Zakat & Usher Ordinance, 1980 for zakat exemption to Company's Share Registrar.
7. As per SRO 787(I)/2014 dated September 8, 2014 issued by SECP, members have option to receive Annual Audited Financial Statements and Notice of General Meeting through email. Members can give their consent in this regard on prescribed format to Company's Shares Registrar. Hard Copy of Audited Financial Statements can be provided free of cost within seven days of receipt of such request.
8. As per Section 150 of the Income Tax Ordinance, 2001 withholding tax on dividend will be deducted for filers and non-filer of income tax returns at 15% and 30% respectively. According to FBR, withholding tax in case of joint accounts will be determined separately based on the filer and non-filer status of the principal and joint shareholder(s) based on their shareholding proportions.

Members that hold shares with joint shareholders are requested to provide the shareholding proportions of the principal and joint shareholder(s) in respect of shares held by them to the Share Registrar in writing by April 18, 2025. In case required information is not provided, it will be assumed that the shares are held in equal proportion by the principal and joint shareholders.

Address of the Share Registrar of the Company.

THK Associates (Private) Limited
Plot No.32-C, Jami Commercial Street 2, D.H.A., Phase VII, Karachi-75500

Statements U/S 134 (3) of the Companies Act, 2017 pertaining to the Special business:

This statement sets out the material facts pertaining to the special business to be transacted at the Annual General Meeting of the Company to be held on April 25, 2025.

1. Investment in Associated Companies.

The information required to be disclosed as per 134 (3) of Companies Act, 2017 (Investment in Associated Companies or Undertakings) is as under:

I) Name of associated companies or associated undertakings along with criteria based on which the associated relationship is established.

	Name of Associated Companies	Basis of Relationship	Name of Common Director
a	Cherat Packaging Limited (CPPL)	Common Director	Akbarali Pesnani
b	Cherat Cement Company (CHCC)	Common Director	Akbarali Pesnani
c	Pakistan Cables Limited (PCAL)	Common Director	Akbarali Pesnani
d	Meezan Bank Limited (MEBL)	Common Director	Nausheen Ahmad
e	International Steels Limited (ISL)	Common Director	Nausheen Ahmad
f	Crescent Steel & Allied Products Limited (CSAP)	Common Director	Nausheen Ahmad
g	Indus Motor Company Limited (INDU)	Common Director	Riyaz Ali Chinoy

The associated relationship is established on the basis of common directorship in above companies.

II) Earnings/ (loss) per share of the associated company or associated undertakings for the last three years.

Name of Listed Securities	Earnings/(Loss) per share		
	(Amount in Rupees)		
	2022	2023	2024
Cherat Packaging Limited (CPPL)	18.04	18.50	18.04
Cherat Cement Company (CHCC)	22.93	22.67	28.31
Pakistan Cables Limited (PCAL)	16.72	14.62	4.22
Indus Motor Company Limited (INDU)	201.0	123.0	191.8
Meezan Bank Limited (MEBL)*	25.15	47.18	56.62
International Steels Limited (ISL)	12.44	8.09	8.40
Crescent Steel & Allied Products Limited (CSAP)	4.72	2.28	20.69

*Meezan bank's basic earnings per share for 2022, 2023 and 2024

III) Break-up value of securities intended to be acquired on the basis of latest audited financial statements.

Name of Listed Securities	Break-up value as at June 30, 2024
	(Amount in Rupees)
Cherat Packaging Limited (CPPL)	166.05
Cherat Cement Company (CHCC)	131.46
Pakistan Cables Limited (PCAL)	195.53
Indus Motor Company Limited (INDU)	855.30
Meezan Bank Limited (MEBL)*	137.62
International Steels Limited (ISL)	53.33
Crescent Steel & Allied Products Limited (CSAP)	115.2

* Breakup value as at December 31, 2024

IV) Financial position, including main items of statement of financial position and profit and loss account on the basis of its latest financial statements.

Financial Position of Investee Companies as of June 30, 2024

Name of listed Securities	-----Rupees in Millions-----						
	CPPL	CHCC	PCAL	MEBL*	ISL	INDU	CSAP
Total Assets	13,793	41,034	31,671	3,900,411	44,690	145,820	10,498
Current Assets	6,258	11,501	14,904		24,241	119,420	4,748
Non-Current Assets	7,535	29,533	16,767		20,449	26,400	5,750
Total Liabilities	5,641	15,491	21,991	3,653,427	21,492	78,593	2,782
Current Liabilities	2,336	7,358	14,240		18,733	78,380	2,341
Non-Current Liabilities	3,305	8,134	7,751		2,759	213	441
Shareholders' Equity	8,152	25,543	9,680	246,984	23,197	67,226	7,716
Total Revenue	13,820	38,434	26,167	287,039	69,300	152,481	9,112
Gross Profit	1,461	11,840	3,363		8,573	19,382	2,636
Profit before Tax	1,044	9,228	308	222,085	4,474	23,327	2,527
Profit after Tax	886	5,500	209	101,508	3,655	15,072	1,607

*Meezan Bank Financial Position as at December 31, 2024

(V) In case of investment in securities of a project of an associated company or associated undertaking that has not commenced operation, in addition to the information referred to above, the following further information required, namely.

- I. Description of the project and its history since conceptualisation
- II. Staring and expected date of completion of work.
- III. Time by which such project shall become commercially operational.
- IV. Expected time by which the project shall start paying return on investment; and
- V. Fund invested or to be invested by the promoters, sponsors, associated company or associated undertaking distinguishing between cash and non-cash amounts.

Not applicable.

General Disclosure:

I) Maximum number of investments.

Rs 300 million for each company by Jubilee General Insurance Company Aggregating: 2,100 million, Rs.10.0 million for each company aggregating to Rs.60 million in OPF and Rs. 12.0 million for each company aggregating to Rs. 72.0 million in PTF. Aggregating to Rs. 2,232.00 million.

II) Purpose, benefits and to the Company and its member from the investments and period of the investments.

Company is to hold the investments as "Available for sale" to earn dividend income and for prospective Capital Gains to give better returns to the shareholders of the Company.

III) Source of funds to be utilised for investments.

Own funds.

IV) Salient features of the agreement, entered into with its associated companies or associated undertaking with regards to the proposed investments;

Not applicable

V) Direct or indirect interest of directors, sponsors, majority shareholders and their relatives, if any, in the associated companies or associated undertakings or the transactions under consideration;

Following directors of the Company are director in the respective investee companies:

	Name of investment	Name of Director of the Company who is also director in the investee company
a	Cherat Cement Company Limited (CHCC)	Akbarali Pesnani
b	Cherat Packaging Limited (CPPL)	
c	Pakistan Cables Limited (PCAL)	
d	Meezan Bank Limited (MEBL)	Nausheen Ahmad
e	International Steels Limited (ISL)	
f	Crescent Steel & Allied Products Limited (CSAP)	
g	Indus Motor Company Limited (INDU)	Mr. Riyaz Ali Chinoy

There is no direct or indirect interest of the above directors in the investments or investee companies except for common directorship. No other Director has any direct or indirect interest in these investments or the investee companies.

VI) Any Investment in associated companies has already been made, the performance review of such investment including complete information/justification for any impairment or write offs.

Not Applicable

VII) Maximum price at which securities will be acquired.

At market price prevailing on the date of purchase.

VIII) In case the purchase price is higher than the market value in case of the listed securities.

Securities will be purchased on market value only.

IX) maximum number of securities to be acquired.

This would depend upon the prevailing market price at the time of purchase.

X) number of securities and percentage thereof held before and after the proposed investment;

Before this investment:

	Name Security	Previous Approved Limits Conventional	Amount Invested Conventional	Previous Approved Limits (OPF)	Amount of Investment in (OPF)	Previous Approved Limits (PTF)	Amount of Investment in Rupees (PTF)
a.	Cherat Packaging Limited (CPPL)	150	53.28	4.00	1.37	6.00	1.98
b.	Cherat Cement Company (CHCC)	150	17.85	4.00	1.11	6.00	1.75
c.	Pakistan Cables Limited (PCAL)	150	4.82	4.00	-	6.00	-
d.	International Steels Limited (ISL)	150	131.20	4.00	3.49	6.00	5.96
e.	Meezan Bank Limited (MEBL)	150		4.00	3.49	6.00	5.9
f.	Crescent Steel & Allied Products Limited (CSAP)	-		-	-	-	-
g.	Indus Motor Company Limited (INDU)	150	87.77	-	-	-	-

Proposed Investment – (Conventional)

	Name Security	Amount of Investment (in Rupees)
a)	Cherat Packaging Limited (CPPL)	300 million
b)	Cherat Cement Company (CHCC)	300 million
c)	Pakistan Cables Limited (PCAL)	300 million
d)	Indus Motor Company Limited (INDU)	300 million
e)	Meezan Bank Limited (MEBL)	300 million
f)	International Steels Limited (ISL)	300 million
g)	Crescent Steel & Allied Products Limited (CSAP)	300 million
	Total	2,100 million

Proposed Investment – (Takaful)

	Name of Associated companies	Investment Approved (Amount in Rs) OPF	Investment Approved (Amount in Rs) OPF
a)	Cherat Packaging Limited (CPPL)	10 million	12 million
b)	Cherat Cement Company (CHCC)	10 million	12 million
c)	Pakistan Cables Limited (PCAL)	10 million	12 million
e)	Meezan Bank Limited (MEBL)	10 million	12 million
f)	International Steels Limited (ISL)	10 million	12 million
g)	Crescent Steel & Allied Products Limited (CSAP)	10 million	12 million
	Total	60 million	72 million

Status after the proposed investment

This could not be determined at this stage due to the reason mentioned under point (VII) and (VIII) above.

- XI) **In case of investment in listed securities, current market value and average of the preceding twelve weekly average price of the securities intended to be acquired:**

Name of Listed Securities	Current Market price at (February 26, 2025)	12-week average price (From December 04, 2024, to February 26, 2025)
	(Amount in Rupees)	
Cherat Packaging Limited (CPPL)	107.16	128.57
Cherat Cement Company (CHCC)	265.88	272.90
Pakistan Cables Limited (PCAL)	192.00	173.73
Meezan Bank Limited (MEBL)	236.63	237.51
International Steels Limited (ISL)	82.28	88.67
Crescent Steel & Allied Products Limited (CSAP)	108.62	109.27
Indus Motor Company Limited Limited (INDU)	2,127.96	2,083.66

XII) Fair value determined in terms of sub-regulation (I) of regulations 5 for investments in unlisted securities.

Not applicable

XIII) Disclosure in case of Investments in form of loans, advances and guarantees.

Not Applicable

XIV) Any other important details necessary for the members to understand the transactions.

None

Copies of the latest available audited annual financial statements of the associated companies will be available and can be emailed on request to the shareholders for inspection during Annual General Meeting for the agenda under Special Business.

The directors of the Company undertake that they have carried out necessary due diligence for the proposed investments in these associated companies.

Status of Previous Approvals for Investment in Associated Companies

A1. Approval granted by the shareholders in the 69th Annual General Meeting(AGM) of the Company held on March 24, 2022 in respect of investment in associated companies, amount and reasons for investing/not investing in the ordinary shares of the associated companies.

	Name of Associated companies	Investment Approved	Investments made till to February 17, 2025	Reasons for investing/not investing in the approved script
		Rupees in million		
a)	Cherat Packaging Limited (CPPL)	150	53.28	Attractive valuation
b)	Cherat Cement Company (CHCC)	150	17.85	Attractive valuation
c)	Pakistan Cables Limited (PCAL)	150	4.82	Attractive valuation
d)	Indus Motor Company Limited (INDU)	150	87.77	Attractive valuation
e)	Meezan Bank Limited (MEBL)	150	NIL	Volatility in stock prices
f)	International Steels Limited (ISL)	150	131.20	Attractive valuation
	Total	900	294.92	

A2. The period in which the investment is to be made as approved by the shareholders has been expired till March 23, 2025

B Jubilee General Window Takaful Operations – Operators’ Fund

- B1. Approval granted by the shareholders in the 70th Annual General Meeting (AGM) held on April 25, 2023 in respect of investment in associated companies, amount and reasons for investing/not investing in the ordinary shares of the associated companies.

	Name of Associated companies	Investment Approved	Investments made till to February 17, 2025	Reasons for investing/not investing in the approved script
		Rupees in million		
a)	Cherat Packaging Limited (CPPL)	3.5	1.37	Attractive valuation
b)	Cherat Cement Company (CHCC)	3.5	1.11	Attractive valuation
c)	Pakistan Cables Limited (PCAL)	3.5	NIL	Volatility in stock prices
d)	Meezan Bank Limited (MEBL)	3.5	3.5	Attractive valuation
e)	International Steels Limited (ISL)	3.5	3.5	Attractive valuation
	Total	17.5	9.5	

- B2. The period in which the investment is to be made as approved by the shareholders is up to April 24, 2026.

C Jubilee General Window Takaful Operations – Participants’ Fund

- C1. Approval granted by the shareholders in the 70th Annual General Meeting (AGM) held on April 25, 2023 in respect of investment in associated companies, amount and reasons for investing/not investing in the ordinary shares of the associated companies.

	Name of Associated companies	Investment Approved	Investments made till to February 17, 2025	Reasons for investing/not investing in the approved script
		Rupees in million		
a)	Cherat Packaging Limited (CPPL)	6.0	1.98	Attractive valuation
b)	Cherat Cement Company (CHCC)	6.0	1.75	Attractive valuation prices
c)	Pakistan Cables Limited (PCAL)	6.0	NIL	Volatility in stock prices
d)	Meezan Bank Limited (MEBL)	6.0	5.96	Attractive valuation
e)	International Steels Limited (ISL)	6.0	5.99	Attractive valuation
	Total	30.0	15.68	

- C2. The period in which the investment is to be made as approved by the shareholders is upto April 24, 2026.

1. Up to date change in financial position of the respective investee companies are as follows.

- a. Breakup value of securities based on latest audited financial statements.

Name of Listed Securities	Break-up value as at June 30, 2024
	(Amount in Rupees)
Cherat Packaging Limited (CPPL)	166.05
Cherat Cement Company (CHCC)	131.46
Pakistan Cables Limited (PCAL)	195.53
Indus Motor Company Limited (INDU)	855.30
Meezan Bank Limited (MEBL)*	137.62
International Steels Limited (ISL)	53.33

*Breakup value as at December 31, 2024

b. Earnings/(loss) per share for the last three years.

Name of Listed Securities	Earnings/(Loss) per share (Amount in Rupees)		
	2022	2023	2024
Cherat Packaging Limited (CPPL)	18.04	18.50	18.04
Cherat Cement Company (CHCC)	22.93	22.67	28.31
Pakistan Cables Limited (PCAL)	16.72	14.62	4.22
Indus Motor Company Limited (INDU)	201.0	123.0	191.8
Meezan Bank Limited (MEBL)*	25.15	47.18	56.62
International Steels Limited (ISL)	12.44	8.09	8.40

*Meezan Bank's basic earnings per share for 2022, 2023 and 2024.

c. Break-up value of securities intended to be acquired on the basis of latest audited financial statements.

Name of Listed Securities	Average Market Price
	(Amount in Rupees)
Cherat Packaging Limited (CPPL)	116.26
Cherat Cement Company (CHCC)	199.17
Pakistan Cables Limited (PCAL)	146.82
Indus Motor Company Limited (INDU)	1,772.52
Meezan Bank Limited (MEBL)*	233.68
International Steels Limited (ISL)	77.96

CALENDAR OF MAJOR EVENTS

Financial

Results

First quarter ended 31 March 2024	Announced on	26 April 2024
Half year ended 30 June 2024	Announced on	20 August 2024
Third quarter ended 30 September 2024	Announced on	24 October 2024
Year ended 31 December 2024	Announced on	13 March 2025

Dividends

Final Cash 2024 (55%)	Announced on	13 March 2025
	Entitlement date	18 April 2025
	Statutory limit upto which payable	09 May 2025

Final Cash (2023) (50%)	Announced on	20 February 2024
	Paid on	22 April 2024

Issuance of Annual Report		04 April 2025
----------------------------------	--	---------------

72nd Annual General Meeting		25 April 2025
------------------------------------	--	---------------

Operational

Annual Sales Conference	Held in	February 2024
New sub-branches in:		
- Gujranwala	Established in	July 2024
- Tandoadam		July 2024
- Mardan		September 2024
- Quetta		October 2024
- Sahiwal		December 2024

CHAIRMAN'S REVIEW REPORT

FOR THE YEAR ENDED 31ST DECEMBER 2024

I am pleased to present the Chairman's Review to the stakeholders of Jubilee General.

Pakistan successfully achieved economic stabilization in 2024 with the timely commencement of the three-year IMF Extended Fund Facility (EFF) program. Your company's Gross Written Premium and Contribution posted a robust growth of 18.5% to reach PKR 23.06 billion. The growth in the topline was broad-based as most business lines posted encouraging results. Fire and Marine portfolios posted growth of 15% and 25% respectively. Health and Miscellaneous portfolios increased by 12% and 29%, respectively. The Motor sales picked up in the second half after experiencing a prolonged slowdown and our Motor portfolio recorded growth of 9%. Our Window Takaful Operations continued the upward trajectory with a 17% YoY growth in Gross Written Contributions. Your company's Profit After Tax increased by 21% due to good underwriting performance and healthy investment income.

There has been a significant improvement in the macroeconomic indicators during the year. This is reflected in the sharp decline in inflation from around 30% at the start of the year to below 5% by the year end. Moreover, higher remittances and debt rollovers from friendly countries strengthened the forex reserves. Stability in our current and fiscal accounts augurs well for a sustained improvement in the economy. Our priority for the year is to grow our market share whilst maintaining our profitability.

I would like to express my gratitude to Mr. Badaruddin Fatehali Vellani, who resigned from the Board on August 12, 2024, after one and a half years of dedicated service as an independent member and Chairman of the Board Risk & Compliance Committee. His commitment and enthusiasm in fulfilling his role were truly commendable.

On behalf of the Board, I extend a warm welcome to Ms. Sima Kamil, who has been appointed as an independent director, filling the casual vacancy arising from the resignation of Mr. Badaruddin Fatehali Vellani. Ms. Kamil brings over 35 years of experience in the financial sector and has played a pivotal role in corporate and investment banking. Her rich background and strategic acumen will undoubtedly provide valuable insights in our discussions and initiatives.

Your Board discharges its fiduciary duties judiciously with due assistance from the four committees namely, Audit, Investment, Human Resource Remuneration & Nomination, and Risk & Compliance committees. The Company also has an IT Steering Committee with representation from the Board to provide guidance and oversight to the management's initiatives in technology.

The Board has a comprehensive self-evaluation mechanism in place for assessment of its own performance in core areas of its functioning. The evaluation questionnaire, which is sent to each director, allows the board to evaluate its own quality of governance and enables them to fulfill their responsibilities more effectively. The Directors' reviewed and discussed the annual evaluation report for the year 2024 in their meeting held on 13th March 2025 and expressed their satisfaction with the overall result against the set performance criteria.

I would like to extend my gratitude to our business partners for their patronage and our employees for their dedication and hard work. Their commitment remains instrumental in driving our success. I also extend my appreciation to the Board members for their diligence and guidance and shareholders for their continued trust and confidence in the Company



Akbarali Pesnani
Chairman

Karachi : March 13, 2025

چیئر مین کی جائزہ رپورٹ

برائے سال ختم شدہ 31 دسمبر 2024

مجھے جوہلی جنرل کے اسٹیک ہولڈرز کے لیے چیئر مین کا جائزہ پیش کرتے ہوئے خوشی ہو رہی ہے۔

پاکستان نے 2024 میں IMF کے تین سالہ ایکسٹینڈڈ فنڈ فیسلٹی (EFF) پروگرام کے بروقت آغاز کے ساتھ کامیابی سے معاشی استحکام حاصل کیا۔ اسی کی بدولت آپ کی کمپنی کے مجموعی پربیم اور کنٹر بیوشن نے 23.06 بلین روپے کے ساتھ 18.5 فیصد کی زبردست ترقی حاصل کی۔ ٹاپ لائن میں اضافہ تمام تریلز لائنز کے حوصلہ افزا نتائج کے سبب حاصل ہوا۔ فائز اور میرین پورٹ فولیوز میں بالترتیب 15 فیصد اور 25 فیصد اضافہ ہوا۔ صحت اور متفرق پورٹ فولیوز میں بالترتیب 12 فیصد اور 29 فیصد اضافہ ہوا۔ ہمارے موٹر پورٹ فولیوز نے طویل سست روی کے بعد دوسری ششماہی میں 9 فیصد اضافہ ریکارڈ کیا۔ ہمارے ونڈو مکافل آپریٹرز نے مجموعی کنٹر بیوشن میں 17 فیصد سالانہ ترقی کے ساتھ ترقی کا سفر جاری رکھا۔ انڈر رائٹنگ کی اچھی کارکردگی اور سرمایہ کاری سے بہتر آمدنی کی وجہ سے آپ کی کمپنی کے بعد از ٹیکس منافع میں 21 فیصد اضافہ ہوا۔

سال کے دوران میکرو اکنامک انڈیکسز میں نمایاں بہتری آئی ہے۔ جس کی مثال سال کے آغاز میں 30 فیصد مہنگائی کی شرح آخر میں 5 فیصد تک شدید کمی سے ملتی ہے۔ مزید برآں، دوست ممالک سے ترسیلات زر میں اضافے اور قرضوں کے رول اور نئے زر مبادلہ کے ذخائر کو مضبوط کیا۔ ہمارے کرنٹ اور فنانشل اکاؤنٹس میں استحکام معیشت میں مسلسل بہتری کے لیے مثبت رہا ہے۔ سال کے لیے ہماری ترجیح اپنے منافع کو برقرار رکھتے ہوئے اپنے مارکیٹ شیئر کو بڑھانا ہے۔

میں جناب بدرالدین فتح علی ویلانی کا شکریہ ادا کرنا چاہوں گا، جنہوں نے 12 اگست 2024 کو بورڈ سے ایک خود مختار ڈائریکٹر اور بورڈ رسک اینڈ کمپلائنس کمیٹی کے چیئر مین کے طور پر ڈیڑھ سال کی شاندار خدمات کے بعد استعفیٰ دے دیا۔ اپنے کردار کو نبھانے میں ان کا عزم اور جوش واقعی قابل تعریف تھا۔

بورڈ کی جانب سے، میں محترمہ سیماکل کا پرتپاک خیر مقدم کرتا ہوں، جنہیں جناب بدرالدین فتح علی ویلانی کے استعفیٰ سے پیدا ہونے والی خالی آسامی کو پر کرنے کے لیے ایک آزاد ڈائریکٹر کے طور پر تعینات کیا گیا ہے۔ محترمہ سیماکل مالیاتی شعبے میں 35 سال سے زیادہ کا تجربہ رکھتی ہیں اور انہوں نے کارپوریٹ اور سرمایہ کاری بینکنگ میں اہم کردار ادا کیا ہے۔ ان کا شاندار بیک گراؤنڈ اور پیشہ ورانہ اہلیت بلاشبہ ہمارے اقدامات کو قابل قدر بصیرت فراہم کریں گے۔

آپ کا بورڈ چار کمیٹیوں یعنی آڈٹ، سرمایہ کاری، ہیومن ریسورس کے مشاہرے اور نامزدگی، رسک اینڈ کمپلائنس کمیٹیوں کی بھرپور مدد کے ساتھ اپنے فرائض کو بخوبی انجام دے رہا ہے۔ کمپنی کے پاس ایک IIT سٹیئرنگ کمیٹی بھی ہے جس میں بورڈ کی نمائندگی ہے تاکہ ٹیکنالوجی میں انتظامیہ کے اقدامات کی رہنمائی اور نگرانی کی جاسکے۔

بورڈ کے پاس اپنے کام کے بنیادی شعبوں میں اپنی کارکردگی کا جائزہ لینے کے لیے ایک جامع خود تشخیصی طریقہ کار موجود ہے۔ تشخیصی سولنامہ، جو ہر ڈائریکٹر کو بھیجا جاتا ہے، بورڈ کو اس بات کی اجازت دیتا ہے کہ وہ اپنی قیادت کے معیار کا جائزہ لے اور انہیں اپنی ذمہ داریوں کو زیادہ موثر طریقے سے نبھانے کے قابل بناتا ہے۔ ڈائریکٹرز نے 13 مارچ 2025 کو ہونے والے اپنے اجلاس میں سال 2024 کی سالانہ تشخیصی رپورٹ کا جائزہ لیا اور اس پر تبادلہ خیال کیا اور مقررہ کارکردگی کے معیار سے متعلق مجموعی نتیجے پر اپنے اطمینان کا اظہار کیا۔

میں اپنے کاروباری شراکت داروں کی سرپرستی اور اپنے ملازمین کی لگن اور محنت کے لیے شکریہ ادا کرنا چاہوں گا۔ ان کی لگن ہماری کامیابی کو آگے بڑھانے میں اہم کردار ادا کرتا ہے۔ میں بورڈ ممبران کو ان کی عزم اور رہنمائی کے لیے اور کمپنی پر مسلسل اعتماد کے لیے اپنے شیئر ہولڈرز کا بھی شکریہ ادا کرتا ہوں۔



اکبر علی پستانی
چیئر مین

کرچی: 13 مارچ، 2025

THE DIRECTORS' REPORT

FOR THE YEAR ENDED 31ST DECEMBER 2024

The Directors are pleased to present the Annual Report and the Audited Accounts for the year ended 31st December 2024.

Overview

During the year under review, the macroeconomic situation stabilized and exhibited signs of improvement. Pakistan secured IMF's 37-month Extended Fund Facility (EFF) amounting to USD 7 billion. Additionally, bilateral pledged amounts were rolled over and our fiscal account remained within target; creating a foundation for economic recovery. Inflationary pressures have eased significantly, with headline inflation reaching 4.1% in December 2024, marking an 81-month low. This brings average inflation in CY2024 to 13.1%.

The State Bank of Pakistan (SBP) initiated its monetary easing cycle in June 2024, implementing cumulative rate cuts of 900 basis points, reducing the policy rate to 13% by the year end. On the external front, Pakistan recorded a current account surplus in eight out of the twelve months of the year.

International rating agency Moody's has upgraded Pakistan's credit rating by one notch, moving it from Caa3 to Caa2. The agency also revised its outlook from stable to positive, citing improvements in macroeconomic conditions.

Insurance Sector Review

The insurance industry had a stable year with the topline reporting growth of 9% during the first nine months of 2024. Compared to last year, the growth was more organic and not driven by high inflation due to steady exchange rate. Similarly, the underwriting results also remained stable as the industry did not encounter any significant loss events.

Company Performance

The Gross Written Premium (GWP) including Contribution from Takaful Operations increased by 18.5% to PKR 23.06 billion (2023: PKR 19.46 billion). The combined Net Premium/Contribution for the period increased by 9% to PKR 9.33 billion (2023 restated: PKR 8.59 billion). We achieved double-digit growth in all business lines of the company. Our continuous efforts of reviewing and refining underwriting strategies have yielded sustained profitability. As a result, the company's technical profit during the year increased by 11% to PKR 944 million (2023 restated: PKR 851 million).

The Company's Investment Income (including Window Takaful Operations) during the year increased by 34% to PKR 4.98 billion (2023: PKR 3.72 billion). The growth is attributed to prudent investment approach of the company with investments in fixed income instruments and dividend yielding stocks.

Change in Accounting Policy

Your company, in order to align with upcoming IFRS 17 which becomes effective from January 1, 2026, has changed its accounting policy for revenue recognition from 1/24 method to 365-Day method. As a result of this policy change, the corresponding numbers for December 31, 2023 and January 1, 2023 have been restated.

Conventional Insurance Operations Gross Written Premium increased by 19% to PKR 20.39 billion (2023: PKR 17.17 billion) and Net Premium increased by 7% to PKR 7.34 billion (2023 restated: PKR 6.88 billion). The Underwriting Profit for the period reached PKR 821 million (2023 restated: PKR 691 million). Our Profit After Tax increased by 21% to PKR 3.52 billion (2023 restated: PKR 2.9 billion).

The summarised results of the company's insurance business for the year under review are as under:

	2024	2023 restated
(Rupees in '000).....	
Gross Premium	20,386,905	17,171,208
Net Premium Revenue	7,340,623	6,876,707
Underwriting Result	820,627	691,094
Investment Income including Capital Gain and Rental income	4,784,779	3,600,466
Profit Before Tax	5,818,263	4,417,872
Profit After Tax for the year	3,521,818	2,904,414
Earnings Per Share of PKR 10 each	17.74	14.63

WINDOW TAKAFUL OPERATIONS

The Gross Written Contribution increased by 17% to PKR 2.67 billion (2023: PKR 2.29 billion). The major contributors to growth were Fire, Motor, Miscellaneous, and Accident & Health portfolios. The Net Contribution increased by 14% to PKR 1.66 billion (2023 restated: PKR 1.02 billion).

The Participants' Takaful Fund achieved a surplus of PKR 22.7 million (2023 restated: Deficit PKR 4.4 million) which is due to improvement in core results and higher investment income during the year. The Operator's Profit after tax for the year was PKR 280 million (2023 restated: PKR 250 million).

The summarised results of company's Window Takaful Operations for the year under review are as follows:

	2024	2023 restated
(Rupees in '000).....	
Participants' Fund		
Gross Contribution	2,669,910	2,288,204
Net Contribution	1,160,477	1,023,535
(Deficit) before Investment Income	(147,704)	(143,174)
Investment Income	212,877	174,670
Surplus/(deficit) for the year	22,731	(4,379)
Operator's Fund		
Revenue Account	271,563	302,700
Investment Income	191,804	124,166
Profit Before Tax	460,101	423,968
Profit after tax for the year	279,584	249,528

SEGMENT ANALYSIS

Fire & Property

Fire & Property is the largest portfolio of the company and contributes 40% to the overall written premium and contribution. The portfolio increased by 15% compared to last year. This portfolio has a combined underwriting profit of PKR 320 million (2023 restated: Loss PKR 1 million).

Accident and Health

Accident & Health business has the 2nd largest share of our topline and contributes 15% to our book. The portfolio increased by 12% during the year and contributed PKR 26 million in combined underwriting profit (2023 restated: PKR 57 million).

Motor

The motor portfolio contributes 13% to our topline. The portfolio posted a growth of 9% in 2024 and yielded a combined underwriting profit of PKR 462 million (2023 restated: PKR 488 million).

Marine, Aviation & Transport

Marine, Aviation & Transport portfolio contributes 9% to the total written premium and contribution. The portfolio witnessed a growth of 25% during the year. The portfolio experienced a combined underwriting loss of PKR 117 million (2023 restated: Profit PKR 114 million).

Miscellaneous

Miscellaneous portfolio contributes 19% to the overall business and includes Engineering, Bonds, Terrorism, Bankers Blanket Bond, and Travel business lines, among others. The portfolio increased by 29% during the year. The combined underwriting profit of the portfolio has reached PKR 213 million (2023 restated: PKR 164 million).

Liability

The liability portfolio contributes 4% to the overall business, and generated underwriting profit of PKR 42 million (2023 restated: PKR 29 million).

INVESTMENT INCOME

Pakistan achieved economic stabilization through its participation in the new Extended Fund Facility (EFF) program with the IMF. Debt rollovers of bilateral pledged amounts provided support to foreign exchange reserves. This stabilization is evidenced by a significant reduction in inflation from approximately 30% at the beginning of the year to below 5% in recent measurements, which allowed SBP to decrease the Policy Rate from a peak of 22% to 13% by the end of the year. Moreover, the benchmark KSE 100 index has had the best run since 2002 as it generated a return of 84% during the year. Your company recorded an investment income (including Takaful Operator's and Participants' Funds) of PKR 5.15 billion as compared to PKR 3.86 billion in 2023, reflecting increase of 33%.

MARKET SHARE

Your company's market share stands at around 13% for nine months of 2024 as per the latest data provided by the Insurance Association of Pakistan.

REINSURANCE

The global reinsurance sector remains stable with bolstered capital from retained earnings which led to the healthy competition in the reinsurance market in the year 2024. On the other hand, the global insured losses are expected to exceed USD 135 billion for the fifth consecutive year. The losses of USD 50 billion were driven by hurricanes and severe convective storms in the US, and other major losses from flooding in Europe and the Middle East amounting to USD 13 billion. In addition, the ongoing conflicts in the Middle East and Eastern Europe tighten the speciality lines.

Your company successfully renewed its Conventional and Retakaful treaties with top-tier international reinsurers (i.e. Swiss Re, Hannover Re, Echo Re, SCOR, Korean Re, Volante and the Lloyds of London), in line with the Company's strategic goals.

DIVIDEND & APPROPRIATION OF PROFIT

(Rupees in '000)

The amount available for appropriation is:

Unappropriated profit from previous years	277,711
Profit after tax for the year	3,521,818
Effect of restatement in the previous years	(215,632)
Other Comprehensive Income and Adjustment of profit available for appropriation	34,504
	<u>3,618,401</u>

The Directors recommend that this amount be appropriated in the following manner:

Transfer to special reserves	1,000,000
1Transfer to general reserve	1,300,000
Proposed final cash dividend @ 55%	1,091,702
Unappropriated Profit carried forward to next year	226,699
	<u>3,618,401</u>

BOARD OF DIRECTORS

The Board of Directors consists of 10 individuals having the knowledge, experience and skill required to provide oversight and strategic guidelines for the Company. Except for the Chief Executive Officer, all other Directors of the Company are non-executive directors, including two independent Directors.

During the year Mr. Badaruddin Fatehali Vellani has resigned w.e.f. August 12, 2024, due to which a casual vacancy arose on the Board. The Board of the Directors nominated Ms. Sima Kamil to fill casual vacancy arising from the resignation of Mr. Badaruddin Fatehali Vellani. However her appointment was only confirmed subsequent to the year ended December 31, 2024, when Ms. Sima Kamil was appointed as an independent director for the remainder of the term to fill casual vacancy arising from the resignation of Mr. Badaruddin Fatehali Vellani, this raises the number independent directors to three (3).

The Board of Directors has approved a meeting attendance fee for the non-executive directors, including the independent directors, for attending the Board and its Committee meetings.

BOARD MEETINGS

During the year six (6) meetings of the Board of Directors and Annual General Meetings were held, attendance of Board of Directors meetings are as follows:

Name of Directors	Designation	Meeting Attended
Mr. Akbarali Pesnani	Chairman	6/6
Mr. John Joseph Metcalf	Non-Executive Director	6/6
Mr. Amin A. Hashwani	Non-Executive Director	6/6
Mr. Riyaz Chinoy	Independent Director	6/6
Mr. Abrar Ahmed Mir	Non-Executive Director	5/6
Ms. Nausheen Ahmad	Independent Director	6/6
Mr. Mohammad Akhtar Bawany	Non-Executive Director	6/6
Ms. Ava Ardeshir Cowasjee	Non-Executive Director	5/6
Mr. Badaruddin Vellani (Resigned w.e.f. 12 August 2024)	Non-Executive Director	2/2
Mr. Hassan Khan (Resigned w.e.f. 6 January 2025)	Chief Executive Officer	6/6

Your directors wish to place on record their strong appreciation for Mr. Badaruddin Fatehali Vellani who resigned w.e.f. 12 August 2024 from the Board after serving one and a half year as a non-executive director and Chairman of Board Risk and Compliance Committee.

BOARD COMMITTEES

During the year under review, four (4) meetings each of the Board Investment Committee, Board Risk & Compliance Committee and Board Human Resource Remuneration and Nomination Committee and five (5) meetings of Board Audit Committee were held. Moreover, seven (7) meetings of the Board Information Technology Steering Committee were held. The names of the members of these Board Committees and terms of reference are given in the annexure to this report. The Chairpersons of the Board Audit Committee and Board Human Resource, Remuneration & Nomination Committee are independent directors.

MANAGEMENT COMMITTEES

The company has seven management committees which cover the core areas of business. The Committees' names, number of meetings, names of members and terms of reference are provided in the annexure to this report.

STATEMENT OF DIRECTORS RESPONSIBILITIES

In compliance with the Financial Reporting Framework of the Code of Corporate Governance, the Directors confirm the following:

- The financial statements, prepared by the management of the company, present fairly its state of affairs, the results of its operations, cash flows and changes in equity.
- Proper books of accounts of the company have been maintained.
- Appropriate accounting policies have been consistently applied in preparation of Financial Statements and accounting estimates are based on reasonable and prudent judgment.
- International Accounting Standards as applicable in Pakistan have been followed in the preparation of financial statements. Accounting standards and such International Financial Reporting Standards (IFRS) issued by the International Accounting Standards Board as are notified under the Companies Act, 2017, provisions of and directives issued under the Companies Act, 2017, the Insurance Ordinance, 2000, SEC (Insurance) Rules, 2017 and Takaful Rules, 2012. Any departure therefrom has been adequately disclosed.
- There are no significant doubts about the company's ability to continue as a going concern.
- There is no material departure from the best practices of corporate governance, as detailed in the listing regulations.

OTHER INFORMATION UNDER SECTION 227 OF THE COMPANIES ACT 2017 & CODE OF CORPORATE GOVERNANCE FOR INSURERS, 2016

The other information required under section 227 of the Companies Act 2017 is disclosed under Pattern of Shareholding (including trading in the shares of the company by its Directors and Executives), Internal Controls Framework, Financial Position and Performance, Risk and Opportunities, and Sustainability sections of this Report.

BOARD PERFORMANCE EVALUATION

The Board has developed a mechanism to evaluate its own performance, the performance of its committees and members by adopting a self-evaluation methodology as per the guidelines provided in the SECP S. R. O. 301 (I)/2020. This methodology, which is based on an on-line questionnaire, covers core areas of the functioning of the Board, its committees and members. The primary purpose of this evaluation is for the Board to assess its own quality of governance, leading towards Board members playing an effective role in the progress of the company. Key areas that the questionnaire includes are the following:

- Assess the Board's overall scope of responsibilities.
- Evaluate and validate the information provided by the management.
- Review the operations of the company and suggest measures for improvement.
- Assess the effectiveness and efficiency of the operation of the Board and its Committees.
- Assess the performance and participation of individual Board members.

In 2024, the Board conducted the evaluation exercise as per the aforementioned mechanism.

CHIEF EXECUTIVE OFFICER (CEO) PERFORMANCE REVIEW AND APPOINTMENT OF INTERIM CHIEF EXECUTIVE.

Subsequent to the year ended December 31, 2024, Mr. Hassan Khan resigned w.e.f. January 6, 2025, and the Board of Directors as an interim measure appointed Mr. Azfar Arshad as Chief Executive Officer and Managing Director of the Company. Mr. Azfar Arshad, before the appointment of CEO, has been working as the Chief Operating Officer of the Company. The Board set operational, financial and strategic objectives and evaluates the performance of Chief Executive Officer of the Company on an annual basis.

INSURER FINANCIAL STRENGTH (IFS) RATING

Jubilee General is the highest rated general insurance company in Pakistan with an insurer financial strength rating of B+ (Good) and a long-term Issuer Credit Rating of bb+ (Fair) assigned by AM Best, the world's oldest and most authoritative insurance rating and information source. The rating reflects Jubilee General's strong risk-adjusted capitalization, solid business profile within Pakistan and good track record of operating performance.

VIS Pakistan and Pakistan Credit Rating Agency (PACRA) have both affirmed Jubilee General's IFS (Insurer Financial Strength) rating as "AA++" with "Stable Outlook". The rating is a testament to the company's financial strength as demonstrated by strong capitalization and healthy liquidity. The rating also validates Jubilee General's robust risk management framework which allows the company to sustain robust underwriting performance while sustaining a stable risk absorption capacity.

AUDITORS

M/S KPMG Taseer Hadi & Co. Chartered Accountants have audited the financial statements for the year 2024 and have offered themselves for reappointment. The Board Audit Committee recommends that they be re-appointed as statutory auditors for a further term of one year. The Board recommends their re-appointment subject to the approval of the members in the AGM. M/S KPMG Taseer Hadi & Co., being eligible, have given their consent to act as auditor.

OUTLOOK

The ongoing economic recovery is supported by the government's strong commitment to reforms under the IMF program. With the reforms continuing to remain on track, further improvements in key macroeconomic indicators are expected.

Inflation continues to decline gradually, and foreign exchange reserves have begun to recover from critically low levels. These positive developments reflect a strengthening economic outlook and enhanced financial stability in the near term.

Your company's strong performance during the year under review has positioned us well to capitalize on improvements in the macroeconomic environment.

ACKNOWLEDGEMENTS

We acknowledge the patronage and loyalty of our clients and the support of all our stakeholders including our (re)insurance brokers. We also express our gratitude to SECP, our regulator, for their continued guidance and cooperation. We acknowledge the professionalism and hard work of our Management team and guidance from our Board of Directors which has facilitated and enabled us to achieve these results.

On behalf of the Board



Azfar Arshad
Managing Director & CEO



Riyaz Chinoy
Director & Chairman BAC

Karachi: 13th March 2025

آڈیٹرز

میسرز KPMG ٹاٹا ٹریڈ اینڈ کمپنی چارٹرڈ اکاؤنٹنٹس نے سال 2024 کے مالیاتی گوشواروں کا آڈٹ کیا ہے اور خود کو دوبارہ تقرری کے لیے پیش کیا ہے۔ بورڈ کی آڈٹ کمیٹی سفارش کرتی ہے کہ انہیں ایک سال کی مزید مدت کے لیے قانونی آڈیٹرز کے طور پر دوبارہ تعینات کیا جائے۔ بورڈ ان کی دوبارہ تقرری کی توثیق کرتا ہے جو کہ AGM میں ممبران کی منظوری سے مشروط ہے۔ میسرز KPMG ٹاٹا ٹریڈ اینڈ کمپنی، اہل ہونے کی بناء پر، آڈیٹرز کے طور پر کام کرنے کے لیے اپنی رضامندی دے چکے ہیں۔

مستقبل پر نظر

ملک میں جاری معاشی بحالی کو آئی ایم ایف پروگرام کے تحت اصلاحات کے حکومتی مضبوط عزم کی حمایت حاصل ہے۔ اصلاحات کے تسلسل میں، اہم میکرو اکنامک انڈیکسز میں مزید بہتری کی توقع ہے۔ مہنگائی میں بتدریج کمی جاری ہے اور زرمبادلہ کے ذخائر پختی سطح سے بحال ہونا شروع ہو گئے ہیں۔ یہ مثبت پیش رفت ایک مضبوط معاشی صورتحال اور مستقبل قریب میں بہتر مالی استحکام کی عکاسی کرتی ہے۔

زیر جائزہ سال کے دوران آپ کی کمپنی کی مضبوط کارکردگی نے میکرو اکنامک ماحول میں ہونے والی کسی بھی بہتری سے فائدہ اٹھانے کے لیے ہمیں اچھی پوزیشن دی ہے۔

اظہار تشکر

ہم اپنے کلائنٹس کے مشکور ہیں کہ ان کی وفاداری اور اعتماد نے ہمیں تقویت دی اور اپنے شیئرز ہولڈرز کے اعتماد پر متنی ہیں۔ ہم اپنے ری انشورنس بروکرز سمیت تمام اسٹیک ہولڈرز کے پیشہ ورانہ تعاون اور قابل قدر معاونت کا بھی شکریہ ادا کرتے ہیں۔ ہم اپنی مینجمنٹ ٹیم اور بورڈ آف ڈائریکٹرز کی مہارت اور لگن کے معترف ہیں، جن کی انتھک محنت اور پیشہ ورانہ صلاحیتوں کی بدولت کمپنی اپنے مقاصد کو حاصل کرنے میں کامیاب رہی۔

بورڈ کی جانب سے

ریاض چنائے

ڈائریکٹر اور چیئر مین بی اے سی

اظفر ارشد

مینجنگ ڈائریکٹر اینڈ چیف ایگزیکٹو

کراچی: 13 مارچ 2025

- مالیاتی گوشوارے ترتیب دیتے ہوئے، مناسب اکاؤنٹنگ پالیسیوں کے تسلسل کو ملحوظ خاطر رکھا گیا ہے، اور مالیاتی گوشوارے اور اکاؤنٹنگ تخمینے مناسب اور دانشمندانہ فیصلوں پر مبنی ہیں؛
- مالیاتی گوشواروں کی تیاری میں پاکستان میں لاگو بین الاقوامی اکاؤنٹنگ کے معیارات کی پیروی کی گئی ہے۔ یہ بین الاقوامی مالیاتی اکاؤنٹنگ اور رپورٹنگ معیارات (IFRS) جو کمپنیز ایکٹ 2017 کے تحت انٹرنیشنل اکاؤنٹنگ اسٹینڈرڈ بورڈ کی جانب سے جاری اور، کمپنیز ایکٹ 2017 کے ذریعے مطلع کیے گئے ہیں اور اس کے علاوہ انشورنس آرڈیننس، 2000، ایس ای سی (انشورنس) رولز 2017 اور نفاذ رولز، 2012 کے تحت جاری کردہ ہدایات، دفعات، اور کوئی تبدیلی یا کسی قابل ذکر انحراف کی مناسب وضاحت کی گئی ہے؛
- کاروبار کے جاری رکھنے کے بارے میں کمپنی کی صلاحیت شکوک و شبہات سے بالاتر ہے؛
- کارپوریٹ گورننس کے بہترین طریقوں سے کوئی روگردانی نہیں کی گئی، جیسا کہ لسٹنگ ریگولیشنز میں تفصیل سے بتایا گیا ہے۔

کمپنیز ایکٹ 2017 کے سیکشن 227 اور کوڈ آف کارپوریٹ گورننس فار انشوررز 2016 کے تحت دیگر معلومات

کمپنیز ایکٹ 2017 کے سیکشن 227 کے تحت دیگر معلومات (بشمول کمپنی کے ڈائریکٹرز اور ایگزیکٹوز کی کمپنی کے حصص میں خرید و فروخت کی تفصیلات) انٹرنل کنٹرول فریم ورک، مالیاتی پوزیشن اور کارکردگی، سسٹین ایبلٹی اور رسک و مواقع اس رپورٹ میں پیپرن آف شیڈر ہولڈنگ کے بعد ملاحظہ فرمائیں۔

بورڈ کارکردگی کا جائزہ

بورڈ نے SECP کے ایس آر او (SRO) / 2020 میں فراہم کردہ رہنما خطوط کے مطابق خود تنقیح کے طریقہ کار کو اپنا کر اپنی کارکردگی، اپنی کمیٹیوں اور اراکین کی کارکردگی کا جائزہ لینے کے لیے ایک طریقہ کار تیار کیا ہے۔ یہ طریقہ کار، جو آن لائن سوالنامے پر مبنی ہے، بورڈ، اس کی کمیٹیوں اور اراکین کے کام کے بنیادی شعبوں کا احاطہ کرتا ہے۔ اس جائزے کا بنیادی مقصد بورڈ کے لیے اپنی طرز حکمرانی کے معیار کا جائزہ لینا ہے، جس سے بورڈ کے اراکین کمپنی کی ترقی میں موثر کردار ادا کر رہے ہیں۔ سوالنامے کے اہم نکات میں شامل ہیں وہ درج ذیل ہیں:

- بورڈ کی ذمہ داریوں کے مجموعی دائرہ کار کا اندازہ لگانا۔
- انتظامیہ کی طرف سے فراہم کردہ معلومات کا جائزہ لینا اور اس کی تصدیق کرنا۔
- کمپنی کے کاموں کا جائزہ لینا اور بہتری کے لیے اقدامات تجویز دینا۔
- بورڈ اور اس کی کمیٹیوں کے کام کی تاثیر اور کارکردگی کا اندازہ لگانا۔
- بورڈ کے اراکین کی انفرادی کارکردگی اور شرکت کا اندازہ لگانا۔
- 2024 میں، بورڈ نے مذکورہ طریقہ کار کے مطابق جائزے کی مشق کی۔

چیف ایگزیکٹو آفیسر (سی ای او) کی کارکردگی کا جائزہ اور عبوری چیف ایگزیکٹو کی تقرری

دسمبر 2024 کو ختم ہونے والے سال کے بعد، جناب حسان خان نے 6 جنوری 2025 کو استعفیٰ دے دیا اور بورڈ آف ڈائریکٹرز نے ایک عبوری اقدام کے طور پر جناب اظفر ارشد کو کمپنی کا چیف ایگزیکٹو آفیسر اور نیٹنگ ڈائریکٹر مقرر کیا۔ جناب اظفر ارشد، سی ای او کی تقرری سے پہلے، کمپنی کے چیف آپریٹنگ آفیسر کے طور پر کام کر رہے تھے۔ بورڈ آپریشنل، مالیاتی اور اسٹریٹجک مقاصد کے ساتھ ساتھ اور سالانہ بنیادوں پر اس کی کارکردگی کا جائزہ لیتا ہے۔

انشورر فنانشل اسٹریٹج (آئی ایف ایس) ریٹنگ

جوہلی جزل کو اے ایم بیسٹ (A.M.BEST) کی جانب سے مالیاتی استحکام کی ریٹنگ "B+(Good)" اور "bb+(Fair)" جو طویل مدتی کریڈٹ ریٹنگ سے نوازا گیا ہے یہ دنیا کی سب سے پرانی اور مستند انشورنس ریٹنگ اور معلومات کا ذریعہ ہے۔ ریٹنگ اس بات کا اظہار ہے کہ جوہلی جزل سرمائے کے مستحکم کاروبار، پاکستان کے اندر مضبوط بزنس پروفائل اور انتظامی کارکردگی کے شاندار ریکارڈ کی حامل ہے۔

جوہلی جزل کے مالیاتی استحکام کی ریٹنگ پاکستان کی دونوں ریٹنگ ایجنسیوں وی آئی ایس اور پاکستان کریڈٹ ریٹنگ ایجنسی (PACRA) کی جانب سے "AA++" مستحکم آؤٹ لک کے ساتھ بحال ہیں۔ یہ ریٹنگ ہمارے مضبوط سرمایہ کاری اور کیوڈیٹی کو ملحوظ خاطر رکھتے ہوئے کی گئی ہے۔ یہ ریٹنگ جوہلی جزل کی مضبوط رسک مینجمنٹ فریم ورک اور اس کی انڈر رائٹنگ کارکردگی کا اظہار ہے۔ جس سے جوہلی جزل کے رسک کو برداشت کرنے کی صلاحیت معلوم ہوتی ہے۔

بورڈ آف ڈائریکٹرز

بورڈ آف ڈائریکٹرز 10 افراد پر مشتمل ہوتا ہے جو کمپنی کی مجموعی نگرانی اور کاروباری ہدایات کی سمجھ بوجھ کے ساتھ معلومات، تجربہ اور مہارت رکھتے ہیں۔ چیف ایگزیکٹو آفیسر کے علاوہ، کمپنی کے تمام ڈائریکٹرز 2 آزاد ڈائریکٹرز کے ساتھ نان ایگزیکٹو ڈائریکٹرز ہیں۔

سال کے دوران جناب بدرالدین فتح علی ویلانی نے 12 اگست 2024 کو استعفیٰ دے دیا جس کی وجہ سے بورڈ میں ایک آسامی پیدا ہوئی۔ بورڈ آف ڈائریکٹرز نے جناب بدرالدین فتح علی ویلانی کے استعفیٰ سے پیدا ہونے والی آسامی کو پُر کرنے کے لیے محترمہ سیماکامل نشانہ بی کی تھی۔ تاہم ان کی تقرری کی 31 دسمبر 2024 کو ختم ہونے والے سال کے بعد کی گئی، جبکہ محترمہ سیماکامل کو بقیہ مدت کے لیے ایک خود مختار ڈائریکٹر کے طور پر مقرر کیا گیا تھا تا کہ جناب بدرالدین فتح علی ویلانی کے استعفیٰ سے پیدا ہونے والی خالی آسامی کو پُر کیا جاسکے، اس سے آزاد ڈائریکٹرز کی تعداد بڑھ کر تین (3) ہو گئی۔

ڈائریکٹرز کے بورڈ نے نان ایگزیکٹو ڈائریکٹرز بشمول خود مختار ڈائریکٹرز کے لیے اجلاس میں شرکت، بورڈ اور اس کی کمیٹیوں کے اجلاسوں میں شرکت کی فیس منظور کی ہے۔

بورڈ کے اجلاس

دوران سال بورڈ آف ڈائریکٹرز کے چھ (6) اجلاس اور سالانہ اجلاس عام منعقد ہوئے۔ جس میں حاضری کی تفصیلات مندرجہ ذیل ہیں

ڈائریکٹر کے نام	عہدہ	میٹنگ میں حاضری
جناب اکبر علی پستانی	چیئر مین	6/6
مسٹر جان جوزف میٹکاف	نان ایگزیکٹو ڈائریکٹر	6/6
جناب امین اے ہاشوانی	نان ایگزیکٹو ڈائریکٹر	6/6
جناب ریاض چنائے	خود مختار ڈائریکٹر	6/6
جناب ابرار احمد میر	نان ایگزیکٹو ڈائریکٹر	5/6
محترمہ نوشین احمد	خود مختار ڈائریکٹر	6/6
جناب محمد اختر وانی	نان ایگزیکٹو ڈائریکٹر	6/6
محترمہ آوارڈ شیر کاوسی	نان ایگزیکٹو ڈائریکٹر	5/6
جناب بدرالدین فتح علی ویلانی (12 اگست 2024 کو مستعفی ہو گئے)	نان ایگزیکٹو ڈائریکٹر	2/2
جناب حسان خان (6 جنوری 2025 کو مستعفی ہو گئے)	چیئر ایگزیکٹو آفیسر	6/6

آپ کے ڈائریکٹرز مستعفی ہونے والے ڈائریکٹر جناب بدرالدین فتح علی ویلانی کے لیے زبردست خراج تحسین ریکارڈ پر رکھنا چاہتے ہیں۔ انہوں نے بورڈ میں ڈیڑھ سال نان ایگزیکٹو ڈائریکٹر اور بورڈ رسک اینڈ کپلائنس کمیٹی کے چیئر مین کی حیثیت سے خدمات انجام دینے کے بعد 12 اگست 2024 کو استعفیٰ دیا۔

بورڈ کمیٹیاں

زیر جائزہ سال کے دوران انوشمنٹ کمیٹی، بورڈ رسک اینڈ کپلائنس کمیٹی اور بورڈ ہیومن ریسورس، ریمونریشن اینڈ ٹرانزیشن کے 14 اجلاس ہوئے، بورڈ آڈٹ کمیٹی اور بورڈ انفارمیشن ٹیکنالوجی اسٹیرنگ کمیٹی کے پانچ (5) اجلاس ہوئے۔ بورڈ انفارمیشن ٹیکنالوجی اسٹیرنگ کمیٹی کے 17 اجلاس منعقد ہوئے۔ بورڈ کمیٹیوں کے ارکان کے نام اور ضابطہ کار اس رپورٹ کے ضمیمے میں دیئے گئے ہیں۔ بورڈ آڈٹ کمیٹی اور بورڈ ہیومن ریسورس ریمونریشن اینڈ ٹرانزیشن کمیٹی کی چیئر پرسن ایک نان ایگزیکٹو اور خود مختار ڈائریکٹر ہیں۔

میجمنٹ کمیٹیاں

کمپنی میں سات میجمنٹ کمیٹیاں ہیں جو کاروبار کے اہم حصوں کا احاطہ کرتی ہیں۔ کمیٹیوں کے نام، اجلاسوں کی تعداد، ارکان کے نام اور ان کے ضابطہ کار اس رپورٹ کے ضمیمے میں دیئے گئے ہیں۔

ڈائریکٹرز کی ذمہ داریوں کا بیان

کوڈ آف کارپوریٹ گورننس کے فنانشل رپورٹنگ فریم ورک کی تعمیل میں ڈائریکٹر مندرجہ ذیل امور کی تصدیق کرتے ہیں

- کمپنی کی انتظامیہ کی طرف سے تیار کردہ مالیاتی گوشوارے، معاملات کی شفافیت، آپریشنز کے نتائج، کیش فلو اور ایکویٹی میں تبدیلیوں کی درست صورتحال کی عکاسی کرتے ہیں؛
- کمپنی کے اکاؤنٹس کی بکس باقاعدگی کے ساتھ برقرار رکھے گئے ہیں۔

واجبات (لائبیلیٹی)

لائبیلیٹی پورٹ فولیو مجموعی کاروبار میں 4 فیصد کا حصہ ڈالتا ہے اور دوران سال 42 ملین روپے کا انڈر رائٹنگ منافع (2023 ری اسٹیٹمنٹ: 29 ملین) حاصل کیا۔

سرمایہ کاری کی آمدنی

پاکستان نے آئی ایم ایف کے ساتھ نئے ایکسٹینڈڈ فیڈ فیسلٹی (EFF) پروگرام میں جانے سے معاشی استحکام حاصل کیا۔ دیگر ممالک کے قرضہ جات کے رول اور نئے زر مبادلہ کے ذخائر کو مستحکم کیا۔ اس استحکام کا نتیجہ یہ ہے کہ زیر جائزہ سال کے آغاز میں مہنگائی کی شرح 30 فیصد تھی جو اب 5 فیصد سے بھی کم پر آگئی ہے۔ نتیجے میں SBP کو پالیسی ریٹ کو سال کے آخر تک 22 فیصد کی اونچائی سے 13 فیصد تک کم کرنے کی آسانی ہوئی۔ مزید برآں، بیچ مارک کے ایس ای 100 انڈیکس نے 2002 کے بعد سے بہترین کارکردگی کا مظاہرہ کیا ہے کیونکہ ایک پیچھے میں سال کے دوران 84 فیصد تک منافع حاصل کیا ہے۔ آپ کی کمپنی نے بشمول آپریٹرز اور پارٹنر سٹیٹس منسٹرس فنڈ 2023 میں 3.86 بلین کے مقابلے میں 5.15 بلین روپے کی سرمایہ کاری سے آمدنی حاصل کی جو کہ گزشتہ مدت سے 33 فیصد زیادہ ہے۔

مارکیٹ شیئر

انشورنس ایسوسی ایشن آف پاکستان کے فراہم کردہ تازہ ترین اعداد و شمار کے مطابق آپ کی کمپنی مارکیٹ شیئر 2024 کے 9 ماہ کے لیے تقریباً 13 فیصد ہے۔

ری انشورنس

عالمی ری انشورنس کا شعبہ برقرار منافع سے بڑھتے ہوئے سرمائے کے ساتھ مستحکم ہے جبکہ سال 2024 میں ری انشورنس مارکیٹ میں صحت مند مقابلہ رہا۔ دوسری طرف، عالمی انشورنس یافتہ نقصانات مسلسل پانچویں سال 135 بلین امریکی ڈالر سے زیادہ ہونے کی توقع ہے۔ اس میں 50 بلین امریکی ڈالر کا نقصان امریکہ میں سمندری طوفانوں اور شدید طوفانوں سے ہوا، یورپ اور مشرق وسطیٰ میں سیلاب سے ہونے والے دیگر بڑے نقصانات 13 بلین امریکی ڈالر سے زائد کے ہیں۔ مزید برآں، مشرق وسطیٰ اور مشرقی یورپ میں جاری تنازعات سے اس شعبے کی صورتحال کافی مشکل ہے۔

آپ کی کمپنی نے اپنے کاروباری اہداف کے مطابق اعلیٰ درجہ کے بین الاقوامی ری انشورنرز (مثلاً سوئس ری، ہینورری، ایکوری، ایس سی او آر، کورین ری، وولنٹ اور دی لائیو ز آف لندن) کے ساتھ اپنے روایتی اور ری ری کنال معاہدوں کی کامیابی کے ساتھ تجدیدی۔

منافع منقسمہ اور منافع کی تخصیص

....'000' روپے میں....

277,711
3,521,818
(215,632)
34,504
3,618,401
1,000,000
1,300,000
1,091,702
226,699
3,618,401

مختص کرنے کے لئے دستیاب رقم:

گزشتہ سالوں سے آنے والی رقم

سال کا بعد از ٹیکس منافع

گزشتہ سالوں میں ری اسٹیٹمنٹ کا اثر

دیگر وسیع آمدنی اور تخصیص کے لیے دستیاب منافع کی ایڈجسٹمنٹ

ڈائریکٹرز کی جانب سے سفارش کی جاتی ہے کہ اس رقم کو مندرجہ ذیل طریقے سے مختص کیا جائے:

خصوصی ذخائر کو منتقلی

عمومی ذخائر کو منتقلی

تجویز کردہ حتمی نقد منافع 55 فیصد

اگلے سال کے حساب میں منتقلی

وٹڈو تکافل آپریشنز

مجموعی کنٹریبیوشن 17 فیصد اضافے کے ساتھ 2.67 بلین روپے (2023: 2.29 بلین روپے) ہو گیا۔ اس اضافے میں فائز، موٹر، متنفرق، اور حادثات اور ہیلتھ کے پورٹ فولیو کا بڑا حصہ رہا۔ خالص کنٹریبیوشن 15 فیصد بڑھ کر 1.63 بلین روپے (2023 ری اسٹیٹڈ: 1.42 بلین روپے) ہو گیا۔

پارٹنیشنز تکافل فنڈ نے 22.7 بلین روپے (2023 ری اسٹیٹڈ: خسارہ 4.4 بلین) کا سرپلس حاصل کیا۔ نتیجتاً سال کے دوران اہم نتائج میں بہتری اور سرمایہ کاری کی زیادہ آمدنی حاصل ہوئی۔ سال کے لیے آپریٹنگ منافع 280 بلین روپے (2023 ری اسٹیٹڈ: 250 بلین روپے) رہا۔

زیر جائزہ سال کے لیے کمپنی کے وٹڈو تکافل آپریشنز کے نتائج درج ذیل ہیں

2023	2024	پارٹنیشنز فنڈ
ری اسٹیٹڈ	ری اسٹیٹڈ	
.....'000' روپے میں		
2,288,204	2,669,910	مجموعی کنٹریبیوشن
1,418,696	1,626,999	خالص کنٹریبیوشن
(143,174)	(147,704)	(خسارہ) سرمایہ کاری کی آمدنی سے پہلے
174,670	212,877	سرمایہ کاری کی آمدنی
(4,379)	22,731	سال کے لیے سرپلس / (خسارہ)
302,700	271,563	آپریٹنگ فنڈ
124,166	191,804	ریونیو اکاؤنٹ
423,968	460,101	سرمایہ کاری سے آمدنی
249,528	279,584	قبل از ٹیکس منافع
		سال کے لیے بعد از ٹیکس منافع

شعبہ جات کا جائزہ

آتشزدگی اور جائیداد (فائر اینڈ پراپرٹی)

فائر اینڈ پراپرٹی کمپنی کا سب سے بڑا پورٹ فولیو ہے اور مجموعی پریمیم اور کنٹریبیوشن میں 40 فیصد حصہ ڈالتا ہے۔ گزشتہ سال کے مقابلے میں پورٹ فولیو میں 15 فیصد اضافہ ہوا۔ اس پورٹ فولیو کا مشترکہ انڈر رائٹنگ منافع 320 بلین روپے (2023 ری اسٹیٹڈ: 1 بلین روپے) کا نقصان رہا۔

حادثات اور صحت (ایکسیڈنٹ اینڈ ہیلتھ)

ایکسیڈنٹ اینڈ ہیلتھ بزنس کا دوسرا سب سے بڑا پورٹ فولیو ہے اور ہماری آمدنی میں 15 فیصد حصہ ڈالتا ہے۔ سال کے دوران پورٹ فولیو میں 12 فیصد اضافہ ہوا اور مشترکہ انڈر رائٹنگ منافع میں 26 بلین کا اضافہ کیا (2023 ری اسٹیٹڈ: 57 بلین روپے)۔

موٹر (گاڑیوں کی انشورنس کا پورٹ فولیو)

موٹر پورٹ فولیو ہماری آمدنی میں 13 فیصد حصہ ڈالتا ہے۔ پورٹ فولیو نے 2024 میں 9 فیصد اضافہ حاصل کیا اور 462 بلین روپے (2023 ری اسٹیٹڈ: 488 بلین روپے) کا مشترکہ انڈر رائٹنگ منافع حاصل کیا۔

میرین، ایوی ایشن اور ٹرانسپورٹ

میرین، ایوی ایشن اور ٹرانسپورٹ پورٹ فولیو مجموعی پریمیم اور شراکت میں 9 فیصد حصہ ڈالتا ہے۔ سال کے دوران پورٹ فولیو میں 25 فیصد اضافہ دیکھا گیا۔ پورٹ فولیو کو 117 بلین روپے (2023 ری اسٹیٹڈ: منافع 114 بلین روپے) کا مشترکہ انڈر رائٹنگ نقصان ہوا۔

متفرق

متفرق پورٹ فولیو مجموعی کاروبار میں 19 فیصد حصہ ڈالتا ہے اور اس میں انجینئرنگ، ہانڈلز، دہشت گردی، بینکرز ملینکٹ ہانڈ اور ٹریول بزنس لائنز شامل ہیں۔ سال کے دوران پورٹ فولیو میں 29 فیصد اضافہ ہوا۔ پورٹ فولیو کا مشترکہ انڈر رائٹنگ منافع 213 بلین روپے (2023 ری اسٹیٹڈ: 164 بلین روپے) تک پہنچ گیا ہے۔

ڈائریکٹرز رپورٹ

برائے سال ختم شدہ 31 دسمبر 2024

ڈائریکٹرز 31 دسمبر 2024 کو ختم ہونے والے سال کی سالانہ رپورٹ اور آڈٹ شدہ اکاؤنٹس پیش کرتے ہوئے خوشی محسوس کر رہے ہیں۔

جائزہ

زیر جائزہ سال کے دوران، معاشی صورتحال مستحکم ہوئی اور بہتری کے آثار نظر آئے۔ پاکستان کو حاصل شدہ آئی ایم ایف کی 37 ماہ کی ایکسٹینڈیڈ فنڈ فیسلٹی (EFF) کی رقم 7 بلین امریکی ڈالر ہے۔ اس کے علاوہ، دیگر ملکوں سے حاصل شدہ رقوم کارول اور اور ہمارے مالیاتی اکاؤنٹ کا ہدف کے اندر رہنا اقتصادی بحالی کی بنیاد بنا۔ مہنگائی کے دباؤ میں نمایاں طور پر کمی آئی، مہنگائی کی زیادہ سے زیادہ شرح دسمبر 2024 میں 4.1 فیصد تک تھی جو 81 ماہ کی کم ترین سطح ہے۔ اس سے سال 2024 کے لیے مہنگائی 13.1 فیصد رہی۔

اسٹیٹ بینک آف پاکستان (SBP) نے جون 2024 میں اپنی مانیٹری ایڈجسٹمنٹ سائیکل کا آغاز کیا، 900 بیس پوائنٹس کی مجموعی شرح میں کمی کو نافذ کرتے ہوئے، سال کے آخر تک پالیسی ریٹ کو 13 فیصد تک کم کر دیا۔ بیرونی اعتبار سے، پاکستان نے سال کے 12 میں سے 8 مہینوں میں کرنٹ اکاؤنٹ سرپلس ریکارڈ کیا۔

بین الاقوامی ریٹنگ ایجنسی موڈیز نے پاکستان کی کریڈٹ ریٹنگ کو ایک درجہ بڑھا کر Caa3 سے Caa2 کر دیا ہے۔ ایجنسی نے میکرو اکنامک حالات میں بہتری کا حوالہ دیتے ہوئے اپنے آڈٹ لک کو مستحکم سے مثبت میں تبدیل کیا۔

انشورنس کے شعبہ کا جائزہ

دوران سال محنت لطف قدرتی آفات، ہوشر با مہنگائی، سپلائی چین میں خلل اور سیاسی و عسکری بے یقینی کے نتیجے میں عالمی ری انشورنس مارکیٹس کو مشکلات رہیں۔ مقامی نان لائف انشورنس انڈسٹری کو پہلی سہ ماہی میں کچھ فائر کلیمز اور تیسری سہ ماہی میں بارشوں کی تباہی سے مشکلات کا سامنا رہا۔ موجود معلومات کے مطابق، ہمارا ماننا ہے کہ ان مسائل کے باوجود، دوران سال انڈسٹری نے ٹاپ لائن میں مناسب ترقی حاصل کی، البتہ انڈر رائٹنگ منافع مدکورہ بالا اسباب کے نتیجے میں دباؤ کا شکار رہا۔

کمپنی کی کارکردگی

ہمارے نکافل آپریشنز سے حاصل ہونے والے کنٹریبیوشن سمیت مجموعی پریمیم (GWP) 18.5 فیصد اضافے کے ساتھ 23.06 بلین (2023: 19.46 بلین) روپے ہو گیا۔ اس مدت کے لیے مشترکہ خالص پریمیم / کنٹریبیوشن 9 فیصد بڑھ کر 9.33 بلین روپے ہو گیا (2023 ری اسٹیٹ: 8.59 بلین روپے)۔ ہم نے کمپنی کی تمام بزنس لائنز میں ڈبل ڈیجٹ ترقی حاصل کی۔ انڈر رائٹنگ کی حکمت عملیوں کا جائزہ لینے اور ان کو بہتر بنانے کی ہماری مسلسل کوششوں سے مستحکم منافع حاصل ہوا ہے۔ نتیجتاً، سال کے دوران کمپنی کا ٹیکنیکل منافع 11 فیصد بڑھ کر 944 بلین روپے ہو گیا (2023 ری اسٹیٹ: 851 بلین روپے)۔

سال کے دوران کمپنی کی سرمایہ کاری سے آمدنی (بشمول ونڈو نکافل آپریشنز) 34 فیصد اضافے کے ساتھ 4.98 بلین (2023: 3.72 بلین) روپے ہو گئی۔ اس ترقی کی وجہ کمپنی کے فکسڈ انکم انشورنس اور ڈیویڈنڈ حاصل کرنے والے اسٹاکس میں سرمایہ کاری کے ساتھ سرمایہ کاری کے بروقت اور دانشمندانہ فیصلے ہیں۔

کاؤنٹنگ پالیسی میں تبدیلی

آپ کی کمپنی نے IFRS 17 سے ہم آہنگ ہونے کا فیصلہ کیا ہے جو یکم جنوری 2026 سے موثر ہو جائے گا اور آمدنی کو ریکارڈ کرنے کے لیے اپنی اکاؤنٹنگ پالیسی کو 1/24 طریقہ کار سے Day-365 طریقہ کار میں تبدیل کر دیا ہے۔ اس پالیسی کی تبدیلی کے نتیجے میں 31 دسمبر 2023 اور یکم جنوری 2023 کے متعلقہ نمبرز ری اسٹیٹ کر دیا گیا ہے۔

روایتی انشورنس آپریشنز

کمپنی کا مجموعی پریمیم 19 فیصد بڑھ کر 20.39 بلین (2023: 17.17 بلین) روپے اور خالص پریمیم 7 فیصد اضافے کے ساتھ 7.34 بلین روپے ہو گیا (2023 ری اسٹیٹ: 6.88 بلین روپے)۔ زیر جائزہ مدت کے لیے انڈر رائٹنگ منافع 821 بلین روپے (2023 ری اسٹیٹ: 691 بلین روپے) تک پہنچ گیا۔ ہمارا بعد از ٹیکس منافع 21 فیصد بڑھ کر 3.52 بلین روپے (2023 ری اسٹیٹ: 2.9 بلین روپے) ہو گیا۔

زیر جائزہ سال کے لیے کمپنی کے انشورنس بزنس کے نتائج درج ذیل ہیں

2023	2024	
ری اسٹیٹ		
.....'000' روپے میں.....		
17,171,208	20,386,905	مجموعی پریمیم
6,876,707	7,340,623	خالص پریمیم آمدنی
691,094	820,627	خالص پریمیم آمدنی
3,600,466	4,784,779	انڈر رائٹنگ رزلٹ
4,417,872	5,818,263	سرمایہ کاری سے آمدنی بشمول کیپیٹل گینز اور ریٹیل انکم
2,904,414	3,521,818	قبل از ٹیکس منافع
14.63	17.74	بعد از ٹیکس منافع برائے سال
		10 روپے کے ہر شیئر پر آمدنی

ENGAGEMENT WITH STAKEHOLDERS

STAKEHOLDERS' RELATIONSHIP AND ENGAGEMENT

Jubilee General Insurance operates almost in large major cities of the Country while promoting diversity and inclusivity on a national scale. We continue to adopt and put into practice thorough community strategy that is informed by the local environment. We have a well-established norms of stakeholders participation, which is one of the major factor in the growth and ongoing success of the Company. Our Company is really grateful for the clear link between efficient stakeholders management and overall organisational success. Our major stakeholder includes mainly our Shareholders, Investors, Customers, Suppliers, Service providers, Financial Institutions, Media, Regulatory bodies, Analysts and last but the not the least our Employees.

Our stakeholders relationship and engagement methodology is based on the following key principles:

1. Responsibility to our stakeholders and society at large.
2. Involvement of stakeholders in all decision-making processes where applicable.
3. Roles and responsibilities for continuing relationship management are assigned and put into practice.
4. Potential issues raised by stakeholders are acknowledged, and considered for appropriate resolution.
5. Timely action to stakeholder genuine concerns.
6. The foundation of stakeholder engagement is based on the following standards for optimal results also reflect in our 'Code of Conduct':
 - Teamwork
 - Integrity
 - Excellence
 - Passion
 - Ethics
 - Humanity
 - Innovation
 - Equality

The Company believes in effective communication with all stakeholders and engagement with them has been explained as under:

SHAREHOLDERS AND INVESTORS

The Company convenes annual and extra ordinary general meetings in accordance with the requirement of Companies Act 2017. The Company's interim results and reports are placed on the Company's website and are also notified to the Pakistan Stock Exchange for shareholders' information. Any other price sensitive information including dates of Board of Directors' meeting is also communicated to the Stock Exchange on a timely basis. The Company's website also has an "Investor Relations" section, which contains all relevant information for the use of investors which is updated on timely basis. During the year, the Company has also briefed the shareholders on Company's performance, through Corporate Briefing Session. The recording of the Corporate Briefing Session has been uploaded on the Company's website.

CUSTOMERS

The Company's philosophy can be summed up as customer protection, their satisfaction and trust. The Company has a proper sales team that meets with corporate clients on a regular basis to obtain their feedback, which significantly helps in improvement of level of services provided to them. The Company has also availed the service of call centre with toll free number to provide better services to all its clients, mainly focusing on retail segment of the market. The Company has strong presence on social media to engage with customers and visitors in an efficient manner. The Company's website also has complaint form for the customers to register their complains (if any) which are addressed appropriately.

SUPPLIERS AND SERVICE PROVIDERS

The Company corresponds with its major suppliers and service providers, particularly reinsurers and reinsurance brokers on a regular basis and provides them relevant feedback and updates.

FINANCIAL INSTITUTIONS

The Company works in partnership with major banks and other financial institutions to provide better services to the customers and increase Company's financial strength. The Company interacts with all partner institutions continuously to explore avenues of growth and investments. The collaboration with the banks is also focused on improvement in banking and insurance services provided by both the counter parties.

MEDIA

The Company promotes its business activities by having a strong presence in media. The Company ensures media presence while launching its products, signing of major agreements with business partners and other organised promotional and social activities.

REGULATORY BODIES

The Company ensures compliance of all regulatory requirements and submits periodic reports to the regulators. The Company also interacts with various regulators through the platform of the Insurance Association of Pakistan (IAP) and business representative bodies. The Company's active participation is witnessed at IAP platform as currently Company's Senior Executive holds the position of Chairman IAP.

ANALYSTS

The Company communicates with both local credit rating agencies on a regular basis to secure IFS rating as required by the law. The Company also interacts with one of the oldest and most authoritative rating agency AM Best for its international rating.

The Company also encourages business schools and research houses to conduct research on insurance sector and also disseminates their analysis through various publications.

As required by the Pakistan Stock Exchange, the Company also arranges briefing on the Company's performance and operations on an annual basis.

EMPLOYEES

Employees are prominent stakeholders of the Company and they work in the Company to earn their livelihood. The Company has extensive employees' engagement schemes in place. The employees' issues revolve around work life balance, training & development, and rewards. The Company conducts in-house and outside training programs.

LOCAL COMMUNITIES

Jubilee gives enough importance to our relationships with local communities and the society on a regular basis. Local Communities provide favorable environment to the Company to conduct its business and achieve its targets. We follow our core values and certain ethical principles to create opportunities and contribute towards the betterment of our local communities.

ACCESS TO REPORTS AND ENQUIRIES

FINANCIAL REPORTS

Annual Report 2024 and quarterly reports may be downloaded from the Company's website: www.jubileegeneral.com.pk or printed copies can be obtained by writing to the Company Secretary.

STOCK EXCHANGE LISTING

Jubilee General Insurance Company Limited shares are listed on Pakistan Stock Exchange. The symbol code for dealing in shares of the Company is **JGICL**.

INVESTORS' GRIEVANCES POLICY

At Jubilee General Insurance Company Limited, we want to ensure that our Investors receive exemplary services. Investor queries and complaints constitute an important voice for us. Following are our guiding principles:

- Investors are treated fairly at all times.
- Complaints raised by Investors are dealt in a timely manner; and
- Investors are informed of avenues to raise their queries and complaints.

M/s THK Associates (Pvt.) Limited being the Registrar is primarily responsible to resolve the investor's grievances. Shareholders' enquiries about their holding, dividends or share certificates etc. can be directed to the Share Registrar at the following address:

THK ASSOCIATES (PVT.) LIMITED

Plot No.32-C, Jami Commercial Street 2, D.H.A., Phase VII, Karachi-75500.
UAN: (92-21):111-000-322 Tel: (92-21) 35310191-93 Fax: 35310190

In case investor's grievance is not addressed up to his/her satisfaction or within reasonable time, investors may also directly write to the Company their query/complaint at,

COMPANY SECRETARY

Jubilee General Insurance Company Limited
2nd Floor, Jubilee Insurance House, I.I. Chundrigar Road, Karachi-74000, Pakistan.

Company has a designated email address i.e. info@jubileegeneral.com.pk for handling investor's grievances on which investor can make a complaint.

STEPS TAKEN TO ENCOURAGE MINORITY SHAREHOLDERS TO ATTEND THE GENERAL MEETINGS

The management is continuously striving to enhance the involvement of minority shareholders in general meetings. In 2024, the Company along with physical arrangements for the AGM also provided the facility of Audio Visual Applications for allowing shareholders to attend the meeting online. This initiative aims to maximise the online participation of minority shareholders. The Company includes dedicated contact information, including email addresses and phone numbers, in the AGM notice in order to facilitate its shareholder. Shareholders can also use SMS and/or WhatsApp to reach out for queries, suggestions, or guidance regarding attending the general meetings.

ISSUES RAISED AT THE LAST ANNUAL GENERAL MEETING

In the 71st Annual General Meeting of the Company held on Thursday April 04, 2024, wherein ordinary businesses, were conducted and no significant issue was raised by the members.

PRESENCE OF CHAIRMAN - AUDIT COMMITTEE IN THE ANNUAL GENERAL MEETING

The Chairman Audit Committee has attended the 71st Annual General Meeting (AGM) of the Company held on Thursday April 04, 2024, in order to answer any question on the Audit Committee's activities and on matter (if any) within the scope of the Audit Committee's responsibilities by the shareholder(s). However, no such questions were raised in the AGM.

CORPORATE BRIEFING OF SHAREHOLDERS AND ANALYSTS

The management firmly believes on the importance of continues engagement with the shareholders and business analysts. The shareholders and analyst briefing is a very effective tool to understand and explain the Company's Operations and future prospects. As required by listing regulation of Pakistan Stock Exchange a detailed briefing on the Company's performance of year 2023 and nine months ended September 30, 2024 was held on November 29, 2024 for the shareholders and business analysts. The management has presented the detailed analysis of financial results of year 2023 and nine months ended September 30, 2024 for the information of attendees. The outlook of year end 2024 was also discussed and explained in detail.

PATTERN OF SHAREHOLDING

AS OF 31 DECEMBER 2024

Number of Shareholder(s)	Shareholding(s)		Shares held	Percentage
	From	To		
436	1	100	9,955	0.0050
242	101	500	73,525	0.0370
170	501	1,000	137,953	0.0695
503	1,001	5,000	1,393,647	0.7021
154	5,001	10,000	1,233,712	0.6215
90	10,001	15,000	1,139,733	0.5742
30	15,001	20,000	543,152	0.2736
43	20,001	25,000	992,761	0.5002
21	25,001	30,000	590,650	0.2976
11	30,001	35,000	362,844	0.1828
15	35,001	40,000	573,184	0.2888
3	40,001	45,000	126,333	0.0636
21	45,001	50,000	1,010,639	0.5092
3	50,001	55,000	152,933	0.0770
6	55,001	60,000	355,195	0.1789
4	60,001	65,000	253,732	0.1278
4	65,001	70,000	265,805	0.1339
6	70,001	75,000	434,593	0.2189
3	75,001	80,000	235,608	0.1187
2	80,001	85,000	164,944	0.0831
1	85,001	90,000	89,000	0.0448
3	90,001	95,000	274,043	0.1381
8	95,001	100,000	791,339	0.3987
1	100,001	105,000	103,593	0.0522
4	105,001	110,000	428,545	0.2159
2	110,001	115,000	225,109	0.1134
1	115,001	120,000	118,077	0.0595
2	135,001	140,000	271,550	0.1368
2	145,001	150,000	300,000	0.1511
2	165,001	170,000	336,547	0.1696
3	175,001	180,000	529,400	0.2667
2	185,001	190,000	376,213	0.1895
4	195,001	200,000	792,444	0.3992
1	200,001	205,000	203,834	0.1027
1	210,001	215,000	213,285	0.1075
1	215,001	220,000	218,211	0.1099
1	220,001	225,000	222,401	0.1120
1	225,001	230,000	227,500	0.1146
1	230,001	235,000	234,682	0.1182
1	235,001	240,000	239,953	0.1209
1	245,001	250,000	250,000	0.1260
2	250,001	255,000	502,467	0.2531
1	260,001	265,000	260,336	0.1312

Number of Shareholder(s)	Shareholding(s)		Number of Shares held	Percentage
	From	To		
1	265,001	270,000	267,065	0.1345
1	295,001	300,000	300,000	0.1511
1	335,001	340,000	335,757	0.1692
2	345,001	350,000	700,000	0.3527
1	350,001	355,000	353,441	0.1781
1	360,001	365,000	362,259	0.1825
1	365,001	370,000	365,998	0.1844
1	395,001	400,000	400,000	0.2015
1	400,001	405,000	401,262	0.2022
1	450,001	455,000	452,167	0.2278
1	470,001	475,000	472,518	0.2381
1	485,001	490,000	488,833	0.2463
1	495,001	500,000	500,000	0.2519
1	515,001	520,000	516,898	0.2604
1	525,001	530,000	528,124	0.2661
1	645,001	650,000	650,000	0.3275
2	735,001	740,000	1,478,485	0.7449
1	940,001	945,000	943,541	0.4754
1	995,001	1,000,000	1,000,000	0.5038
2	1,140,001	1,145,000	2,288,311	1.1529
1	1,170,001	1,175,000	1,175,000	0.5920
1	1,310,001	1,315,000	1,311,000	0.6605
1	1,500,001	1,505,000	1,503,982	0.7577
1	1,595,001	1,600,000	1,596,430	0.8043
1	1,610,001	1,615,000	1,611,643	0.8119
1	1,875,001	1,880,000	1,875,500	0.9449
1	1,970,001	1,975,000	1,971,648	0.9933
1	2,075,001	2,080,000	2,076,175	1.0460
1	2,230,001	2,235,000	2,234,277	1.1256
1	2,245,001	2,250,000	2,248,623	1.1329
1	2,395,001	2,400,000	2,400,000	1.2091
1	2,490,001	2,495,000	2,490,900	1.2549
1	2,605,001	2,610,000	2,605,500	1.3127
1	2,765,001	2,770,000	2,767,684	1.3944
1	2,805,001	2,810,000	2,809,104	1.4152
1	2,880,001	2,885,000	2,880,711	1.4512
1	3,645,001	3,650,000	3,647,912	1.8378
1	4,980,001	4,985,000	4,982,060	2.5100
1	7,250,001	7,255,000	7,254,786	3.6550
1	10,910,001	10,915,000	10,911,131	5.4970
1	27,880,001	27,885,000	27,883,221	14.0476
1	39,305,001	39,310,000	39,307,997	19.8034
1	40,880,001	40,885,000	40,881,871	20.5963
1,859			198,491,241	100.0000

PATTERN OF SHAREHOLDING ADDITIONAL INFORMATION

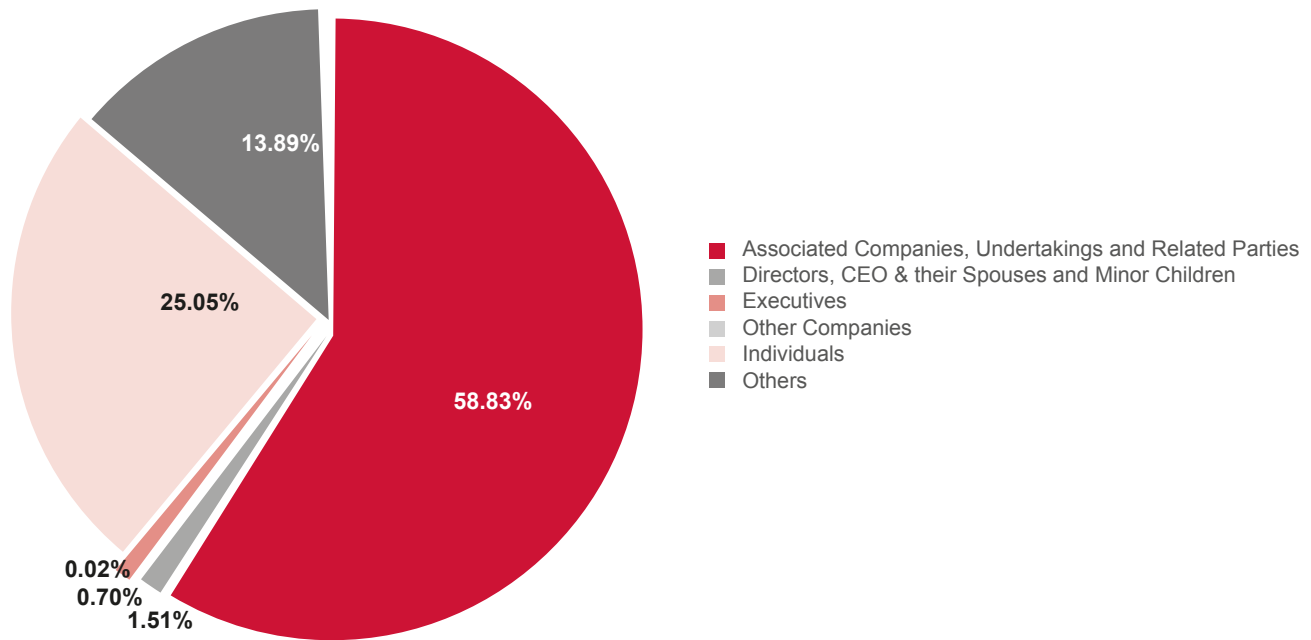
AS OF 31 DECEMBER 2024

Categories of Shareholders	Number of Shareholder(s)	Number of Shares held	Percentage
Associated Companies, Undertakings and Related Parties:	6	116,771,416	58.83
Habib Bank Limited		39,307,997	
Aga Khan Fund for Economic Development		27,883,221	
Aga Khan Hospital and Medical College Foundation		40,881,871	
Jubilee Life Insurance Company Limited		943,541	
Aga Khan University Foundation		7,254,786	
Pakistan Services Limited		500,000	
NIT and ICP			
Investment Corporation of Pakistan	1	45	-
Directors, CEO & their Spouse and Minor Children	7	3,006,436	1.51
Akbarali Pesnani		113,850	
Amin A. Hashwani		2,809,104	
Riyaz Ali Towfiq Chinoy		46,807	
Nausheen Ahmad		2,500	
Mohammad Akhtar Bawany		2,500	
Ava Ardeshir Cowasjee		2,500	
Sakina Pesnani w/o Akbarali Pesnani		29,175	
Executives	1	39,095	0.02
Azfar Arshad Inam		39,095	
Public Sector Companies and Corporations	-		
Banks, Development Financial Institutions, Non-Banking Financial Institutions, Insurance Companies, Modarabas and ICP Mutual Funds	11	1,382,359	0.70
Individuals	1,793	49,716,757	25.05
Others	40	27,575,133	13.89
Total	1,859	198,491,241	100.00

Particulars of Shareholders	Number of Shares held	Percentage
-----------------------------	-----------------------	------------

Shareholders holding 5 percent or more share in the Company

- Aga Khan Hospital and Medical College Foundation	40,881,871	20.60
- Habib Bank Limited	39,307,997	19.80
- Aga Khan Fund for Economic Development	27,883,221	14.05
- Hashwani Hotels Limited	10,911,131	5.50



No trading in shares by Directors, CEO, CFO, Company Secretary & their spouses and minor children was held during the year 2024

Categories of Shareholders	Number of Shareholder(s)	Shares held	Percentage of Total
Individual	1731	48,912,464	24.64
Insurance Companies	4	1,758,623	0.89
Joint Stock Companies	34	23,684,515	11.93
Financial Institutions	3	39,312,226	19.81
Modarabas & Mutual Funds	7	563,093	0.28
Non Resident Shareholders	71	31,733,045	15.99
Others - see below	9	52,527,275	26.46
	1859	198,491,241	100.00

- I. The Aga Khan Hospital & Medical College Foundation
- II. Aga Khan Foundation
- III. The Aga Khan University Foundation
- IV. Trustees Pak Services Ltd, Employees Provident Fund
- V. Trustees Hashwani Hotels Ltd, Employees Provident Fund
- VI. Trustees Saeeda Amin Wakf
- VII. Trustees Muhammad Amin Wakf Estate
- VIII. Trustees of Gray Mackenzie Restaurants Int'l Employees Provident Fund
- IX. Federal Board of Revenue

CULTIVATING EXCELLENCE TODAY AND TOMORROW

GOVERNANCE

06





GOVERNANCE

The Board of Directors is responsible for the overall governance of the Company. In order to perform its core-responsibility, the Board has developed a complete mechanism so that the governance functions can be performed effectively and efficiently.

Following are the key features of the Board's Governance function:

STRUCTURE OF THE BOARD AND ITS MODUS OPERANDI

The Board of the Directors is comprised of 10 directors including CEO & Managing Director which is headed by the Chairman elected by the Board members. As per the Companies Act, 2017 and Memorandum & Articles of Association of the Company, the control of the Company's affairs vests with the Board. In order to facilitate them to operate, Chief Executive Officer is appointed by the Board executing a Power of Attorney in CEO's favor to delegate authority and empower him to run the Company's operations. CEO operates within the parameters of the delegated authority. The delegated authority is subject to review by the Board. The Board meets at regular intervals to govern the operations and performance of the Company.

The Board of Jubilee General Insurance Company works in the following manner:

I) DECISIONS TAKEN BY THE BOARD

The Board of Directors duly exercise all powers provided in the relevant provisions of the Companies Act, 2017 and Code of Corporate Governance.

The important decisions taken by Board of Directors include:

- a. Issue shares;
- b. Borrowing;
- c. appoint or change Chief Executive of the Company & determine his remuneration;
- d. fill the casual vacancy on the Board;
- e. approve Financial Statements, quarterly, half yearly and yearly;
- f. recommend dividends to the shareholders;
- g. ensure that Rules and Regulations are properly complied with; and
- h. approve business strategy including budgets

In addition to the above, the Board takes various decisions on the recommendation of the management with respect to the governance of the Company.

II) BOARD COMMITTEES

In order to perform specific Board's level task and to adhere regulatory requirements, the Board of Director has formed 5 Committees comprised of Board members having specific subject expertise, talents, skills and knowledge. These Committees inform and assist the full board on particular areas of concern and enable the Board to divide the work into manageable sections. The composition and TORs of these committees have been given in the 'Board Committees' section.

III) DECISIONS TAKEN BY THE MANAGEMENT

The Board ensures that all key management executives possess such qualification and experience required under the Code of Corporate Governance and Section 12 of the Insurance Ordinance 2000.

All day to day operations are handled by the management team under the supervision of the CEO with a focus on the business plan and guidelines given by the Board. The management team performs duties within the powers delegated to them. The management team if comes across any situation where guidance of superior authority requires, the CEO refers the matter to the Chairman of the Board who either suggests the way to resolve or refers the matter to Board of Directors. The Management performs its function with the following major tools:

(A) MANAGEMENT COMMITTEES

In order to oversee all the functions of the Company, seven management committees have been constituted which oversee specific operation of the Company and take decisions accordingly keeping in view the circumstances. Brief details of these management committees have been given in the “Management Committees” section of this Annual Report.

(B) POLICIES & PROCEDURES

In order to run the affair of the Company according to the guidelines of the Board of Directors and as per best practices of management keeping in view the applicable relevant regulations and laws, the management devised various policies. These policies are duly reviewed by Board Committees and upon their recommendation approved by the Board of Directors. These policies are fully adhered while conducting day to day operations of the Company. The policies approved by the Board include all those significant policies required to be formulated under the Code of Corporate Governance in addition to other policies.

The Management has also developed procedures under these approved policies for the proper guidance of the employees of the Company. These procedures encompass different areas i.e. sales, marketing, underwriting, risk management, administration, Finance and human resources to perform various task efficiently and effectively by the employee of the Company.

The Board of Directors has established a sound system of internal control, which is effectively implemented at all levels within the Company. The Board of Directors regularly monitors the implementation of the approved policies and procedures.

GOVERNANCE POLICIES

CODE OF CONDUCT

1. Jubilee General Insurance upholds the highest standards of integrity, ensuring strict compliance with all legal and regulatory requirements. Employees, agents, and directors are required to adhere to these regulations, with violations subject to disciplinary action.
2. Ethical business practices are at the core of our operations. Employees must act with honesty, safeguard company assets, and avoid any misuse for personal gain. Actions such as theft, embezzlement, misconduct, or negligence that harm the company's interests are not tolerated.
3. Transparency and fairness define our business conduct. We compete on the strength of our products and services, prohibiting bribery, corruption, and any form of undue advantage. Employees must not accept gifts or benefits that could compromise their judgment, and any gift exceeding USD 100 must be reported to Compliance.
4. Jubilee is committed to an inclusive, diverse, and respectful workplace. We embrace individuals from all backgrounds, ensuring equal opportunities while maintaining a zero-tolerance policy towards harassment, discrimination, or intimidation.
5. Our employees are expected to be fully dedicated to their roles. External business engagements require prior approval to ensure they do not interfere with job responsibilities. Business decisions must always prioritize the company's best interests, free from personal conflicts.
6. We engage only with reputable business partners and maintain strict policies against money laundering. Confidentiality is paramount, and employees are required to always protect sensitive company and client information.
7. As a responsible corporate citizen, Jubilee remains politically neutral and does not make political contributions. Employees are expected to separate personal political activities from their professional roles, ensuring no conflict of interest.
8. We emphasize professionalism in all aspects of our operations. Employees are expected to maintain appropriate conduct, dress professionally, and uphold high standards of hygiene, health, and safety in the workplace. The use of illegal substances is strictly prohibited.
9. Open and effective communication is vital to our success. We maintain rigorous financial controls and reporting standards to ensure accuracy, transparency, and compliance with corporate governance principles.
10. Our commitment to corporate integrity extends beyond our internal operations. Employees must disclose any potential conflicts of interest and ensure that all business dealings are conducted fairly and transparently. Public statements or representations on behalf of the company require prior approval.
11. By upholding these principles, Jubilee General Insurance reinforces its commitment to ethical business practices, regulatory compliance, and a culture of integrity that benefits all stakeholders.

ORGANIZATIONAL ETHICS

At Jubilee General, we uphold the highest ethical standards in all business interactions, fostering a culture of integrity, accountability, and respect for all stakeholders, including customers, employees, shareholders, and the broader community.

To reinforce ethical conduct, we have a comprehensive **Code of Conduct** that sets clear expectations for ethical behavior and compliance with relevant laws and regulations. This code applies to all employees, contractors, and agents and is regularly reviewed to align with evolving business needs.

We ensure our employees understand their ethical responsibilities through **continuous training and development** initiatives, equipping them with the tools to make ethical decisions in their daily work. Open communication is encouraged, with established mechanisms for reporting and addressing ethical concerns or violations.

Beyond compliance, our commitment extends to **social responsibility and sustainability**. We actively work to minimize our environmental footprint, promote diversity and inclusion, and support charitable causes that reflect our values. We believe that ethical business practices are not only fundamental to our success but also essential for building trust and fostering long-term relationships with our stakeholders.

SUCCESSION PLANNING

Succession planning is crucial to our long-term success, ensuring a strong talent pool and preparing our company for the future.

Our structured succession planning process identifies key roles and potential successors, followed by targeted training through mentoring, coaching, job shadowing, and on-the-job learning. These initiatives equip employees with the necessary leadership skills for future roles. Regular evaluations track their progress and skill development.

Additionally, we keep the Board updated on succession planning progress. We provide regular updates to the Board on succession planning progress, including potential successors' training and any strategic adjustments to align with business objectives.

Through continuous investment in employee growth and leadership development, we strengthen our organization's foundation for sustained success.

WHISTLEBLOWING POLICY

We are committed to upholding the highest standards of integrity, transparency, and accountability. Our Whistleblowing Policy reflects this commitment by providing employees with a safe and confidential mechanism to report unethical or wrongful activities.

Aligned with our Code of Conduct, this policy encourages employees to report any misconduct without fear of retaliation. The Company has established clear procedures to ensure concerns are addressed promptly and appropriately.

By fostering an open and responsible work environment, we reinforce ethical business practices and maintain trust among our stakeholders.

ACTUAL AND PERCEIVED CONFLICTS OF INTEREST

The Board of Directors of the Company subscribes to the highest standards of corporate governance. All Directors of the Company have a duty to avoid conflicts of interest and a responsibility to identify and disclose actual, potential or perceived conflicts between their personal, family, pecuniary or business interests along with their professional responsibilities to the Company.

Every Director of the Company, if in any way, interested in any contract or arrangement to be entered by the Company, is required to disclose the nature of his/her concern or interest to the Board and bound not to take part in the discussion or vote on the matter.

The Chairman informs the Board of the existence of conflict (if any) and it is duly reflected in the minutes of the meeting. A general statement is given by each director annually disclosing the names of the companies, firms and businesses to which they are associated. The Independent Director also intimates if any change in his/her other Directorships that may affect the status as Independent Director in the Company.

Any compromise on the job performance by employees is strictly prohibited as per the Code of Conduct of the Company. All conflicting interests are required to be disclosed properly by the employees to the management.

GRIEVANCE FUNCTION

The Company is well prepared to handle the complaints/grievances of insured, (if any), not only to adhere to the applicable requirements of the “Code of Corporate Governance for Insurer” (the code) but also for a deep association with them as their insurer and protector. By resolving their complaints/grievances effectively and efficiently within a short span of time, the Company also creates an everlasting bondage with them.

Under the “Grievance Function”, complaints/grievances of the policyholders are received by the designated staff in writing or through the call center of the Company. The relevant staff subsequently resolves these complaints/grievances within the stipulated time and acts according to the requirements of the Code. In order to make “Grievance Function” more effective and efficient, “Claims Settlement Committee” comprising senior management, oversees its activities on a regular basis and provides guidance and assistance accordingly.

VALUE OF INVESTMENTS IN PROVIDENT & GRATUITY FUNDS

The value of investments in employees’ retirement funds, based on the audited financial statements for the year ended December 31, 2023, are as follows:

	Rupees in ‘000
Staff Provident Fund	877,638
Employees’ Gratuity Fund	506,728

ANTI-MONEY LAUNDERING AND COUNTERING FINANCING TERRORISM POLICY

The modern world, due to the use of technological innovations, is becoming easier particularly with respect to conducting financial transactions such as transfer of funds from one person to another within the country as well as abroad. However, risk has been increased by so many times as compared to earlier that these financial transactions and transfers of money can be misused and may help in concealment of the origins of illegally obtained money, by involving banks, non-banking financial institutions and/or through legitimate businesses. These types of transactions are not only conducted to convert the money earned from illegitimate sources into legitimate one but there is an international consensus that such type of money is also utilised to finance terrorism and criminal activities against the society, country or any nation.

In order to stop money laundering as well as the funding to the group, people and organisations involved in criminal activities and terrorism, anti-money laundering policies have been devised by the developed nations. Furthermore, various resolutions passed in the United Nations Security Council (UNSC) and conventions held globally, which aimed at handling Money Laundering and Terrorism Financing issues across the globe. Pakistan is also required to adhere to these resolutions and particularly the recommendations of Financial Action Task Force on Money Laundering, which is an inter-governmental body whose purpose is combating money laundering, terrorist financing and other related threats to the integrity of the international financial system through recommendations and policies to be implemented nationally and internationally.

In Pakistan, State Bank of Pakistan and SECP being regulators of the banking and non-banking institutions respectively have also introduced the guidelines/regulations in line with globally acceptable anti-money laundering policies and procedures. SECP has also issued various circulars for the implementation of Know Your Customer (KYC) Guidelines applicable to insurance companies working in Pakistan. However, recently the SECP has issued Anti-Money Laundering and Countering Financing of Terrorism Regulations, 2020 (AML & CFT Regulations, 2020) which are very comprehensive guidelines for AML and KYC. Although general insurance companies' nature of business does not completely attract these regulations as the estimated risk assessment is "low", however, the Company is required to implement these guidelines to an extent in order to cater to the relevant risk and exposure.

Jubilee General Insurance is also keen to implement the modern tools and techniques of anti-money laundering not only to adhere the requirements of the SECP but also to contribute its due share for the safety and security of our people and beloved country.

In the Company, a very comprehensive Anti-Money Laundering and Countering Financing of Terrorism Policy (AML & CFT Policy) has been formulated, which is duly approved by Board of Directors of the Company. The Management has implemented the same in letter and spirit.

Jubilee General Insurance Company has speedily implemented the AML & CFT Policy through the utilisation of relevant modern tools, techniques and by amending the operational procedures in the Company accordingly. The Company is also conducting/arranging trainings of its staff with regards to AML & CFT on regular basis. We are working to make Jubilee General Insurance Company one of the organisations which is fully compliant with the relevant guidelines issued by the SECP.

The Company has developed required mechanism process and procedures for screening and monitoring customers, suppliers and employees to detect any matches or potential matches with the designated proscribed persons through a proper screening system.

CORPORATE SOCIAL RESPONSIBILITY POLICY

The Company recognises the importance of its Corporate Social Responsibility towards the community. The Company considers that the society is one of the important stakeholders and is always keen to take steps for its welfare and betterment.

The Company has devised a comprehensive CSR Policy which has been approved by the Board of Directors. The objective of the CSR Policy of the Company is to affect positively the society by contributing towards development of the Country and its people.

As per the approved CSR Policy's main areas for CSR activities of the Company would be Health, Education, Environment Sustainability, Ruler Support Programme, National Heritage, Arts, Culture and Sports for the underprivileged people.

The Board approves the minimum fund available for the CSR activities on an annual basis. The Board reviews the disbursements of donations/contributions on a quarterly basis.

During the year 2024, the Company has contributed Rs. 49.04 million to CSR activities.

POLICY FOR RELATED PARTY TRANSACTIONS

In order to comply with the requirements of the Companies Act 2017, Companies (Related Party Transactions and Maintenance of Related Records) Regulations, 2018 and explanation of the SECP with respect to related party transactions, the Company has approved policy for the same. The policy for related party transactions, besides meeting all the applicable requirements of the relevant law and regulation, also provides guidance with respect to the Company's internal monetary limits for related party transactions and information to be placed with the Board Audit Committee (BAC).

As per the policy, all the transactions under eligible criteria are presented to the BAC on a quarterly basis. The BAC, after thorough perusal, recommends the same to the Board of Directors for its approval.

Eligible criteria are presented to the BAC on a quarterly basis. The BAC, after thorough perusal, recommends the same to the Board of Directors for its approval.

AGREEMENTS/ARRANGEMENTS

During the year, the Company has also continued following arrangements/agreements with its related parties.

COMMON BACK OFFICE OPERATIONS

The Company has continued an arrangement with Jubilee Life Insurance Company Limited whereby Common Back Office Operations for Accident and Health business are jointly shared with them. This arrangement has been made in order to avail cost and financial synergies arising due to carrying joint operations and is duly approved by the Board of Directors.

ALLOCATION OF ADMINISTRATIVE AND EMPLOYEE COST TO WINDOW TAKAFUL OPERATIONS

During the year, the Company as Operator, has continued to allocate certain administrative expenses to the Window Takaful Operations as per agreed terms and conditions. Furthermore, the Company also allocated personnel expenses of those employees of the Company who have invested their efforts in Takaful business. For Allocation of expenses the management through their actuary has carried out a detailed exercise of allocation between the Company and Window Takaful Operations.

CONTRIBUTION TO STAFF PROVIDENT AND GRATUITY FUNDS

During the year, the Company has contributed Rs. 44.81 million (2023: Rs. 38.82 million) for employee Staff Provident Fund in accordance with the staff provident fund Rules, and Rs. 38.27 million (2023: Rs. 37.70 million) to staff Gratuity Fund as per the advice of the actuary.

LEASE AGREEMENTS

During the year, the Company has continued lease agreements with an associated company, a bank and Window Takaful Operations for providing office premises to them. Further the Company has also entered into another lease agreement with the associate bank to provide office premises.

COMMON CALL CENTER OPERATIONS

During the year the Company has continued the arrangement with Jubilee Life Insurance Company Limited for availing the services of Call Center for attending in and out bond calls of the Company. The arrangement has so far proved to be cost effective and achieved efficiencies.

INTERNAL CONTROL FRAMEWORK

An internal control system comprises the whole set-up of systems and procedures established to provide reasonable assurance that the organisational objectives will be achieved.

The Management of the Company is always keen on establishing and strengthening the control to safeguard the interest of all the stakeholders. The effectiveness of internal control is rooted in the design of the system itself, for which profound thinking is done, covering all the necessary exposures to find out any related risks. The Board of Directors and Management is responsible to establish and maintain an adequate and effective system of internal controls and procedures. The main objectives of internal control are as follows:

- Orderly, effective and efficient conduct of business.
- Safeguard the assets and resources.
- Completeness, reliability and accuracy of accounting records and financial information.
- Timely preparation and reporting of financial information.
- Compliance with the applicable laws and regulations.
- Adherence to the Company's policies and plans.

ROLE OF COMPLIANCE FUNCTION

The Compliance Function within the Company is an integrated tool of internal control without which the Company cannot obtain resistance against risks and threats, particularly with respect to regulatory compliance. In the Company, Head of Enterprise Risk Management (ERM), Compliance and Quality Assurance (QA) is responsible for the Compliance Function. He takes steps to improve the control environment connected to compliance of various applicable laws and regulations. He also works in close liaison with other departments and ensures the compliance of regulatory requirements, internal policies and procedures with specific emphasis on SECP's regulations. He reviews system and procedures in order to update and make them more effective in preventing the occurrence of compliance lapses in the Company. He is also responsible for promoting compliance culture in the Company. The compliance function is overseen by the Board Risk and Compliance Committee.

ROLE OF RISK MANAGEMENT FUNCTION

The Company faces a wide range of internal and external uncertainties that may affect achievement of its objectives, whether strategic, operational or financial. Risk Management focuses on identifying threats and opportunities while assisting Internal Control Function to counter threats and takes advantage of opportunities.

Enterprise Risk Management (ERM) is the process of planning, organising, leading and controlling the activities of an organisation in order to minimise the effects of risk on an organisation's capital and earnings. In the Company, it is an integral part of the Internal Control Framework. The Company has a well-established Risk Management Function that plays a vital role in further strengthening the internal controls in the Company. The Head of ERM, Compliance & QA is responsible for the ERM in the Company and directly reports to the Chief Executive Officer, under the supervision of the Board Risk & Compliance Committee.

During the year, Risk Control Cycle - risk governance process remained operative. Moreover, risk monitoring, analysis, measuring and reporting mechanism as per the framework also remained well in place.

ROLE OF INTERNAL AUDIT DEPARTMENT

The Role of Internal Audit Department of the Company is imperative to evaluate the efficiency and effectiveness of the Internal Control Framework. All significant and material findings of Internal Audit are directly reported to the Board Audit Committee (BAC). The BAC actively monitors implementation of control framework to ensure that the identified risks are mitigated to safeguard the interest of the Company. In that manner, the Internal Audit Department performs an important part in monitoring and evaluating the internal control framework.

Above all, the Company is more focused on its Internal Control Framework and allied environment in order to safeguard its assets and resources and provide accurate financial reporting, strong documentary compliance and system assurance for the internal and external stakeholders.

COMPLIANCE FRAMEWORK

A compliance framework outlines the regulatory compliance standard relevant to the organisation and its business process. Regulatory Compliance is an organisation's adherence to laws, rules, regulations, guidelines and specifications relevant to its business. Violation of these often results in penalties and may sometimes harm the Company's reputation. Therefore, compliance of the relevant regulatory requirements plays a vital role in an organisation and is one of the pillars to build strong Internal Control Framework.

The Company is working in a sector which is highly regulated. The Securities Exchange Commission of Pakistan (SECP) - Insurance Division is the sole regulator that provides the guidelines under which the insurance sector is operating in Pakistan. Along with the SECP, being listed corporate, the Company is required to adhere to the regulations/rules/guidelines of Pakistan Stock Exchange. In respect to the foreign exchange transactions/investments and being part of the financial sector of Pakistan, the Company is also required to comply with certain limited requirements of the State Bank of Pakistan.

In addition to above, compliance with the requirement of Federal Board of Revenue with respect to Income Tax Ordinance, 2001 and the relevant rules is also required. As insurance services in Pakistan are chargeable to indirect taxes and the Company operates in all provinces and Islamabad Capital territory, the respective laws and relevant rules regarding Sales tax applicable in these provinces and Islamabad Capital territory are also to be adhered to by the Company.

Compliance of all these laws and relevant rules is the foremost priority of the Company.

The Company has a well-designed, effectively implemented compliance framework for adhering to all the relevant laws, rules, regulations and guidelines. While formulating the policies and procedures with respect to each department/function, the specific compliance requirements have already been incorporated, therefore all the relevant compliance can be ensured while adhering to departmental/functional policies and procedures.

The Head of ERM, Compliance & QA is responsible for the Compliance Function. Policies and procedures of each department of the Company are amended and updated not only for effective, efficient and smooth operations of the Company but also for adhering to the newly promulgated compliance requirements. The Board Risk and Compliance Committee monitors the compliance status on quarterly basis.

The compliance framework is part and parcel of the Internal Control Framework of the Company whose main purpose is to ensure and remain compliant while achieving its target as well as in day-to-day operations of the Company.

The Company is strengthening the compliance framework on a regular basis. The Company is positive in implementing more robust systems and procedures for effective and efficient operations to avoid any non-compliance that may harm the Company financially or may have a negative impact on its reputation.

SHARIAH COMPLIANCE MECHANISM FOR WINDOW TAKAFUL OPERATIONS

The Company, as operator, is required to carry out its Window Takaful Operations (WTO) under strict Shariah compliance not only to adhere to the requirements prescribed by the regulator but also considering it as a primary responsibility towards its participants to provide them pure Shariah compliant Takaful services to their satisfaction.

In view of the above, it is a fundamental requirement of WTO that the whole business practices, products and operations should be based on Shariah rules and principles under the regulatory framework along with the guidance and supervision of our worthy Shariah Advisor.

As an operator of WTO, the Company understands that being Shariah compliant is its utmost responsibility. The relevant staff of WTO is fully committed as its prime objective is perfect and flawless processes. The Company, as operator of WTO, continuously focuses on Shariah compliance culture and all the efforts are made for its further improvements. The Shariah Compliance Officer as required under Takaful Rules, 2012, monitors day-to-day Takaful operations and ensures compliance of procedures laid down by the Shariah Advisor. The Shariah Advisor regularly conducts compliance training of the staff working in WTO.

In order to enhance the knowledge of the staff in respect of Takaful business, as per the requirement of Takaful Rules 2012, the Operator arranges in-house training for the senior management of Takaful Operations, which is conducted by our Shariah Advisor. In addition to that, other staff and Sales force are also trained on a continuous basis through renowned institutions duly approved by the SECP for Takaful training.

High level of Shariah compliance standards has been maintained during the year, which is also reflected in the "Shariah Advisor's Report to the Board of Directors" and "Independent Reasonable Assurance Report to the Board of Directors on Statement of Managements' Assessment of Compliance with the Shariah Principles" accompanying this Annual Report. The Shariah Advisor also briefs the Board of Directors on Shariah Compliance of Takaful operations on an annual basis.

BOARD COMMITTEES

Audit Committee shall assist the Board in providing oversight for the integrity in the Company's financial reporting, the Company's compliance with legal and regulatory framework as well as the performance of the Company's internal audit function and the External audit firm engaged to prepare or issue an audit report with respect to the Company's financials.

AUDIT COMMITTEE

The objective of Audit Committee is to assist the Board in providing oversight of the integrity of the Company's financial statements, the Company's compliance with legal and regulatory framework as well as the performance of the Company's internal audit function and the External audit firm engaged to prepare or issue an audit report with respect to the Company's financials.

The terms of reference of this committee includes the following:

- BAC shall hold meetings as many times as required, however, at least 4 meetings shall be held in a fiscal year, to review the preliminary results after each quarter prior to submission to the Board.
- Determination of appropriate measures to safeguard the Company's assets.
- Review of quarterly, half-yearly and annual financial statements of the Company, prior to their approval by the Board of Directors, focusing on:
 - major judgmental areas;
 - significant adjustments resulting from the audit;
 - going concern assumption;
 - any changes in accounting policies and practices;
 - compliance with applicable accounting standards;
 - compliance with these Regulations and other statutory and regulatory requirements; and
 - all related party transactions.
- Facilitating the external audit and discussion with external auditors of major observations arising from interim and final audits and any matter that the auditors may want to highlight.
- Review of management letter issued by external auditors and management's response thereto.
- Ensuring coordination between the internal and external auditors of the Company.
- Review of the scope and extent of internal audit, audit plan, reporting framework and procedures and ensuring that the internal audit function has adequate resources and is appropriately placed within the Company.
- Consideration of major findings of internal investigations of activities characterised by fraud, corruption and abuse of power and management's response thereto.
- Ascertaining that the internal control systems including financial and operational controls, accounting systems for timely and appropriate recording of purchases and sales, receipts and payments, assets and liabilities and the reporting structure are adequate and effective.
- Review of the company's statement of internal control system prior to endorsement by the Board and internal audit reports.
- Instituting special projects or other investigations on any matter specified by the Board, in consultation with the Chief Executive Officer and to consider referring of any matter to the external auditors or to any other external body.
- Determination of compliance with relevant statutory requirements and monitoring and compliance with these regulations and identification of significant violations thereof.
- Review of arrangement for staff and management to report to audit committee in confidence, concerns, if any, about actual or potential improprieties in financial and other matters and recommend instituting remedial and mitigating measures.
- Recommend to the Board the appointment of external auditors, their removal, audit fees, the provision of any service permissible to be rendered to the company by the external auditors in addition to audit of its financial statements, measures for redressal and rectification of non-compliances with the Regulations. The Board shall give due consideration to the recommendations of the audit committee and where it acts otherwise it shall record the reasons thereof.
- Consideration of any other issue or matter as may be assigned by the Board.

The Committee comprises three members including Chairman being an independent director as nominated by the Board. All other members are non-executive directors. The Head of Internal Audit is secretary to the Committee.

Name of Members	Attendance
Riyaz Chinoy – Chairman	5/5
John Joseph Metcalf	5/5
Mohammad Akhtar Bawany	5/5

INVESTMENT COMMITTEE

The Objective of the Board Investment Committee (BIC) is to assist the Board in overseeing the Company's investment management activities and recommending to the Board a framework within which the Company's investment team can operate. The terms of reference of this committee include the following:

- BIC shall hold meetings as many times as required, however, at least 4 meetings shall be held in a fiscal year, to review the preliminary results after each quarter prior to submission to the Board.
- Recommend to the Board, an overall investment policy with regard to the Company's need for balancing, risk and return.
- Provide specific investment parameters.
- Define the strategic objectives of the Investment Policy.
- Allocate funds for investment in the different sectors and sub-sectors.
- Establish the basic parameters governing the investment in the various sectors.
- Review and approve the annual investment plan and budget.
- Review each quarter, the overall investment portfolio with particular reference to purchase and sale of investments made during the quarter, the income accruing from each sector vis-à-vis the budget, and to consider the reasons for variances.
- Review the economic, political and law & order outlook the foreseeable future and to issue guidance for further investment / disinvestment activity, sectoral reallocation of investment portfolio etc.
- Develop, monitor and continuously approve the investment policy taking into account the guidelines provided by the Board and constraints imposed by all Government regulatory authorities.
- Review investment against bench mark and against measurable parameters.
- Recommend to the Board from time to time change in the limit approved by the Board for Long Term Investments and any modification in the concentration risk limit under the policy
- Annually review its own performance and term of references to ensure its effectiveness and recommend any changes effectiveness and recommend any changes it considers necessary to the Board.

The Committee comprises of five members including the Chairman of this Committee, out of which 3 are non-executive directors and the Chief Executive and Chief Financial Officer. The Head of Investment is secretary to the Committee.

Name of Members	Attendance
Akbarali Pesnani – Chairman	4/4
John Joseph Metcalf	4/4
Ava Ardeshir Cowasjee	4/4
Hassan Khan (resigned w.e.f 6/1/2025)*	4/4
Syed Ali Adnan	4/4

BOARD RISK & COMPLIANCE COMMITTEE

The Objective of the Board Risk Committee is to assist the Board in its oversight of management's responsibility to implement an effective global risk management framework reasonably designed to identify, assess and manage the Company's strategic, credit and investment, market, and operational risks.

The terms of reference of this committee include the following:

- The Committee will meet at least four (4) times a year and as often as is necessary;
- The Committee is responsible for performing duties to enable the Board to fulfil its 'oversight' responsibilities in relation to Company's,;
 - identification, assessment and management of risk;
 - identifying and assessing future potential risks which, by virtue of their, unfamiliarity, uncertainty and deemed low probability, may not have been factored adequately by the Company's management;
 - adherence to internal risk management and compliance policies and procedures; and
 - monitor to ensure a sound risk and compliance culture is established.

- Ensure that there exists a strategy, policy, procedures and processes in a comprehensive 'Compliance Risk Assessment Plan' and ensure they adequately reflect and are implemented to fulfil JGI's legal obligations, undertaking, culture, values and expectations;
- Agree, monitor and ratify Company's Risk Management Strategy and Policies;
- Assist the Board in defining acceptable risks within the Company and determining the Company's risk appetite and identify any risk trends, concentrations or exposures and any requirement for policy change;
- Make recommendations to the Board on priority risk areas as well as new regulations that may have a material impact, with the robust action plans, as required;
- Oversee identification and implementation of the risk management action plan and risk registers and compliance mechanism and review all departments' risk registers;
- Review and approve the accepted risk registers and ensure that the risk mitigation measures are robust and in place;
- Review the Risk Management Strategy and Policy on an annual basis;
- Review reports on any material breaches of Company's overall risk limits for financial, operational and legal risk and the proposed course of action;
- Review Company's procedures for the prevention of bribery, frauds and AML;
- Review and monitor that all financial, operational or legal risk policy statements required by law or regulation are in place and adhered to;
- Conducting an annual performance evaluation of the Committee and report its findings to the Board.

The Committee comprises of five members including the Chairman of this Committee, out of which 4 are non-executive directors and the Chief Executive. The Head of ERM, Compliance and Quality Assurance is secretary to the Committee.

Name of Members	Attendance
Badaruddin Fatehali Vellani - Chairman (uptill 11/8/2024)	2/2
John Joseph Metcalf – Chairman (w.e.f. 12/8/2024)	4/4
Akbarali Pesnani	4/4
Abrar Ahmed Mir	2/4
Hassan Khan (resigned w.e.f 6/1/2025)*	4/4

HUMAN RESOURCE REMUNERATION AND NOMINATION COMMITTEE

The HR Remuneration & Nomination Committee is appointed by the Board to assist the Board in fulfilling its responsibilities relating to leadership development and compensation and performance evaluation of the Company's directors, executive officers and other key management personnel and is also responsible for selecting best candidates for each seat on the board.

The terms of reference of this committee includes the following:

- Review the HR policies and make appropriate amendments, if needed.
- Review and approve manpower development plan and budget.
- Review and recommend annual appraisal and salary revision of senior executives of the Company.
- Review and approve any changes required in perquisites and benefits of senior executives and employees.
- Approve terminations and acceptance of resignations for senior executives.
- Implement the Board's policy on Board's renewal so that the Board's members individually and collectively continue to maintain target skill levels and independence.
- Make recommendations to the Board with regard to the nomination for appointment or reappointment of members of the Board consistent with appropriate criteria established in their profiles and any succession plans.
- Ensure proper orientation of Board members in respect to their responsibilities.
- Establish a mechanism for the formal assessment of the effectiveness of the Board as a whole as well as the contributions of individual Board members.

- Make recommendations to the appropriate authority within the Company for dismissal and retirement of members
- Make recommendations to the Board with respect to succession planning for the Chief Executive Officer and other members of senior management and with respect to the management development principles.
- Make recommendations to the Board on nominations of members of Board Committees.
- Review the management development status and succession plans for key officers as well as general talent management of the Company.
- Ensure that all directors receive appropriate ongoing training as required for them to fulfill their role requirements.

The Committee comprises four members, including the Chairperson of this Committee being an Independent director, out of which three are non-executive directors and the Chief Executive. The Head of Human Resource Department is secretary to the Committee.

Name of Members	Attendance
Nausheen Ahmad – Chairperson	4/4
John Joseph Metcalf	4/4
Akbarali Pesnani	4/4
Amin A. Hashwani	4/4
Hassan Khan (resigned w.e.f. 6/1/2025)*	4/4

INFORMATION TECHNOLOGY STEERING COMMITTEE

The Information Technology Steering Committee (ITSC) is responsible to oversee the development, implementation, monitoring and review of the Jubilee General policies, procedures, practices, and applications as well as to align the investment in Information Technology (IT) with the strategy and growth of the Company.

The terms of reference of this committee includes the following:

- Provide direction to the Company on its IT strategy.
- Periodically monitor and review Jubilee General's IT projects, policies, guidelines, procedures and incidents relating to information and information technology.
- Among other things, be responsible for ensuring an efficient IT operating environment that supports the organisation's goals and objectives.
- Discuss the cost benefit analysis and need assessment for each initiative/project of IT and Information Security (IS).
- Review and monitor the progress of IT audit (internal / external) report.
- Review reports, provide feedback and advice to, and take decisions relating to IT services and operations.
- Assess Company's operational and reputational risks associated with the use of IT.
- Update the Company's relevant officers on competition, legislation and opportunities on technological trends.
- Act as think tank for the company on technological matters.

The Committee comprise of four members including three non-executive Director and the Chief Executive. The Head of Information Technology is secretary to the Committee.

Name of Members	Attendance
John Joseph Metcalf – Chairman	7/7
Amin A. Hashwani	7/7
Abrar Ahmed Mir	7/7
Ava Ardeshir Cowasjee	6/7
Hassan Khan (resigned w.e.f. 6/1/2025)*	7/7

* Subsequent to the year ended December 31, 2024, Mr. Azfar Arshad has been appointed as Chief Executive & Managing Director of the Company w.e.f. January 10, 2025. He replaced Mr. Hassan Khan in all the related Board's Committees.

MANAGEMENT COMMITTEES

The Company has established the following Management Committees, which oversee key functional areas of the business. These Committees meet regularly and are chaired by the Chief Executive Officer. Their roles are designed to support sound governance, strategic alignment, and operational effectiveness. The scope and composition of each Committee are outlined below:

MANCOM (EXECUTIVE MANAGEMENT COMMITTEE)

The Management Committee (MANCOM) serves as the CEO/MD's platform to guide the Company's strategic direction through active engagement with senior executives. It is responsible for reviewing and monitoring performance against Board approved targets and ensuring timely resolution of operational matters. The Committee also oversees business planning, product development, capital expenditure approvals, and IT initiatives. MANCOM refers matters requiring specialized input to relevant functional committees and plays a key role in enhancing decision-making, operational traction, and overall governance.

Members:

Azfar Arshad	
Syed Ali Adnan	Uzair Mirza
Anita Lalani	Naresh Kumar
Muhammad Nadeem Irshad	Kamran Arif
Humayoon Asghar	Fahad Ahmed

UNDERWRITING COMMITTEE

The Underwriting Committee is responsible for formulating the Company's underwriting policies, setting criteria for evaluating various types of insurance risks, and determining terms and conditions for insurance products. It regularly reviews underwriting and pricing guidelines, taking into account the business portfolio and market dynamics. The Committee also defines appropriate measures to safeguard the Company's underwriting interests.

Members:

Azfar Arshad
Tariq Mushtaq
Asadullah Javeed

CLAIMS SETTLEMENT COMMITTEE

This Committee is tasked with establishing and reviewing the Company's claims settlement policies. It oversees the overall claims position and ensures the maintenance of adequate claims reserves. Special attention is given to significant claims or events that may trigger a series of claims. The Committee also handles disputes that meet predefined criteria and determines appropriate resolutions. In addition, it supervises the implementation of anti-fraud measures.

The Committee also oversees the **Grievance Function**, which is responsible for the resolution of complaints from policyholders and prospective clients.

Members:

Azfar Arshad
Kamran Arif
Uzair Mirza

RE-INSURANCE & CO-INSURANCE COMMITTEE

This Committee ensures that appropriate reinsurance and co-insurance arrangements are in place. It reviews proposed reinsurance structures before execution and evaluates them periodically to make necessary adjustments, in line with portfolio and market developments. The Committee also assesses the effectiveness of reinsurance programs to develop future strategies.

Members:

Azfar Arshad
Muhamma Nadeem Irshad
Rameez Ahmed Sabri

ENTERPRISE RISK MANAGEMENT (ERM) COMMITTEE

The ERM Committee is responsible for ensuring business continuity and managing key risks—physical, financial, and reputational. It conducts risk assessments, ranks exposures, and performs business impact analyses. The Committee evaluates potential disruptions, their implications, and the adequacy of mitigation plans. It also plays a key role in maintaining and updating the Company's Business Continuity Plan.

Members:

Azfar Arshad
Syed Ali Adnan
Uzair Mirza

TAKAFUL COMMITTEE

This Committee reviews the performance of Takaful operations and advises the Board on a quarterly basis. It endorses operational policies and procedures, recommends key appointments, and ensures adherence to Takaful Rules and Shariah principles.

Members:

Azfar Arshad
Syed Ali Adnan
Ovais Bin Alam

ASSETS ALLOCATION COMMITTEE

The Asset Allocation Committee is responsible for implementing the Company's investment strategy in line with the overall risk appetite and return objectives set by the Board. The Committee ensures that all investment decisions comply with the approved investment policy, regulatory guidelines, and internal controls. It reviews portfolio performance, monitors market trends, and makes recommendations to optimize asset allocation across different investment classes. The Committee also plays a key role in maintaining the balance between risk and return while safeguarding the Company's long-term financial interests.

Members:

Azfar Arshad
Syed Ali Adnan
Naresh Kumar

ENSURING A RESILIENT TOMORROW

IT GOVERNANCE &
CYBERSECURITY

07







BOARD'S OVERSIGHT AND RESPONSIBILITIES WITH RESPECT TO CYBER RISK, CYBERSECURITY AND DATA PROTECTION

The Board of Directors of Jubilee General Insurance Company Limited considers its role in addressing cybersecurity issues as part and parcel of the broad duties for corporate governance and overseeing risk management function. In order to evaluate and implement the appropriate response plan duly compliant with the laws and relevant regulation as issued by the SECP the Company's Board has full understanding of the legal and regulatory implications related to cyber risks, cybersecurity and data protection. The legal and regulatory environment is evolving fast globally, therefore, the Board is fully abreast of new legislations and law enforcement and regulatory agencies at different levels. Furthermore, in Jubilee General, there are adequate policies, oversight and responses in place to meet the regulatory requirements.

In order to ensure an efficient and effective role to oversee Cyber Risk, Cybersecurity and data protection, the Board has following two committees with a representation of a Board Member having IT expertise.

1. Board Risk & Compliance Committee (BRCC)
2. Information and Technology Steering Committee (ITSC)

BRCC evaluates the management assessment with respect to Cybersecurity Risk and suggested mitigating action. BRCC also reviews the following reports provided by Head of Information Technology on quarterly basis:

1. IT Threat Report.
2. Market Best Practice for Cyber Risk.
3. Incidents of Cyber-Security Breach, if any along with loss and remedial action taken by IT Team.

Furthermore, ITSC has prime responsibility of recommending various IT Projects to the Board as proposed by the management for their approval and also advises the management to initiate any project having necessity keeping in view the Cyber Risk, Cybersecurity and data protection. This Committee also monitors the progress of IT projects in order to avoid any delay.

Above all, in Jubilee General, Board plays an effective role with respect to Cyber Risk, Cybersecurity and data protection.

CYBERSECURITY PROGRAMS AND POLICIES

In the modern world, like other sectors of the Country, reliance of the insurance Industry on technology has been increasing day by day. All the business operations of an insurance company including but not limited to distribution and in offering other innovative products through usage of technology, makes it imperative that adequate measures must be taken to make its Information Technology Systems, along with its partners and intermediaries, secure and resilient.

Keeping in view the role of IT in daily transaction, it is necessary that the Company should have all the policies to address the IT related issues. The Company is fully equipped with a competent IT Team and having all the critical IT policies in place.

IT GOVERNANCE POLICY

The Company maintains a proper documented IT Policy which is also approved by the Board. The policy is aimed to implement integrated framework to achieve the Company's strategic objectives.

The policy mainly covers following areas:

- Internal Organisation and responsibility of IT assets.
- IT Operational Procedures.
- System planning, acceptance and data security.
- Backups and Media handling.
- E- Commerce.
- System monitoring procedures.
- Disaster Recovery Plan; and
- IT Protocol to work-from-home.

SAFETY OF RECORDS OF THE COMPANY

The Company ensures maintenance of records as per the requirement of Companies Act 2017 and other applicable laws. For the safe custody of physical documents and files, record rooms having appropriate space and proper filing system are located at Head Office and Zonal Offices.

In order to make the records of the Company more secure by way of IT tools, the Company has also implemented "Data Management System" (DMS), which preserves underwriting records electronically.

The safety and maintenance of soft data is also governed by a comprehensive IT Backup Policy. The Company also maintains data at Disaster Recovery Sites to ensure its availability all the time.

The Company has also implemented a three-layer security system, wherein Network, IT System and Applications in the Company are protected from internal and external threats through respective modern IT tools. Furthermore, the Company has also implemented Auto Backup process of data in order to make this process more robust as well as to eliminate the chances of errors and/or omissions by reducing manual intervention.

CYBERSECURITY FRAMEWORK

Keeping in view the importance of cybersecurity, the Securities and Exchange Commission of Pakistan (SECP) has issued the SECP Guidelines on Cybersecurity Framework for the Insurance Sector, 2020 (the Guidelines), effective from July 1st, 2020, specifying guiding principles for adoption of suitable Cybersecurity measures.

The Company including its Window Takaful Operations, keeping in view the sensitivity and importance of the matter, has immediately adopted these guidelines and implemented the Cybersecurity Framework accordingly. Following are the salient features including actions of the Company to follow the guidelines issued by the SECP in their true spirit and essence.

- (i) Cybersecurity risk has been incorporated in the overall Enterprise Risk Management Function of the Company and Cybersecurity Framework has been implemented with the view to control and mitigate the relevant risk.
- (ii) An IT Professional in the IT Department, having adequate qualification and experience, has been designated as Chief Information Security Officer (CISO).
- (iii) The CISO works with the Risk Management Department in order to identify, assess, quantify, monitor, and control the nature, significance, and interdependencies of the cyber risks for implementing and updating framework in order to mitigate the inherent Cybersecurity risk.
- (iv) An annual assessment programme has been devised to help the Board and the senior management in order to evaluate and measure the adequacy and effectiveness of the Company's Cybersecurity Framework.
- (v) The Company's Cybersecurity framework has capability to protect the policyholders' data in the wake of enhanced reliance on business process outsourcing (BPO), technology-based agency arrangements and other strategic partnerships for offering innovative insurance products and services.
- (vi) The Cybersecurity Framework of the Company has sufficient capability to anticipate, withstand, detect, prevent and respond to cyber-attacks in line with international standards and best practices.
- (vii) Information security policies, procedures and processes including definitions of roles and responsibilities, across the organisation, with respect to Cybersecurity have been in place. The Company has established systematic monitoring processes to rapidly detect cyber incidents and periodically evaluate the effectiveness of identified controls, including through network monitoring, testing, audits, and exercises.
- (viii) In 2021, in view of the Guidelines, a third-party audit with respect to Penetration Testing to identify vulnerability that may affect Company's systems, networks, people or processes and to provide an in-depth evaluation of the security of Company' system has been conducted by a professional consultant and their recommendations are under the implementation stage in order to make the Cybersecurity Framework more effective, efficient and resilient.
- (ix) A comprehensive plan and procedures are in place to recover from a Cybersecurity incident/breach and to resume operations safely with minimum disruption to the policyholders and business operations along with timely recovery of accurate data.
- (x) The Board Information Technology Steering Committee (ITSC) regularly monitors the status of this framework implementation and provides input where necessary. The management has also fully considered availability of resources and finances in the Company's budgeting exercise.
- (xi) The Company submits regular updates on the implementation of Cybersecurity Frameworks to SECP on due date and timely responds to any queries raised.

The IT Department of the Company has devised a comprehensive Cybersecurity Framework for implementation as per the Guidelines of the SECP which has been duly approved by the Board of Director of the Company on the recommendation of IT Steering Committee.

Above all the Company has aimed to strengthening its Cybersecurity Framework on continuous basis and make it more robust, effective, and efficient.

BOARD'S RISK OVERSIGHT ON CYBERSECURITY

The Board of Directors of Jubilee General Insurance Company Limited has a robust methodology to ensure efficiency and effectiveness of cybersecurity framework of the Company. The main steps of the Board's risk oversight function are as under:

1. Establish an efficient and effective IT organisation structure in line with business strategies and objectives.
1. Review and approve as recommended by ITSC, an IT and related policies to ensure organisation's IT support.
2. Review and approve "IT Strategy" as recommended by ITSC in line with the business strategy of Jubilee General and monitor & update the same on regular basis keeping in view potential opportunities and threats.
3. Approve and receive periodic updates on major technology-related projects from ITSC that may have significant impact on Jubilee General's operations, earnings or capital. Further where applicable, the board shall also define the criteria for major projects.

INFORMATION TECHNOLOGY COMMITTEE OVERSIGHT IT RISK AND CYBERSECURITY MATTERS

Board's IT Steering Committee (ITSC) is responsible for continuously monitoring IT performance and the implementation of cybersecurity framework. ITSC plays an important role in providing technology related guidance where necessary while also making sure that IT strategies are aligned with overall business objectives.

The board's ITSC manages various IT-related functions, some of them are as follows:

- Overseeing the development and implementation of all IT security frameworks.
- Approval of IT related projects
- Ensure efficient IT related environment.
- Ensure that risk analysis is conducted on all critical systems.
- Monitor and review company-wide compliance of IT and Information System (IS) Policies and discuss to resolve conflicting issues pertaining to non-compliance.

ITSC is in-charge of determining the Company's IT strategy and making sure that cyber threats are effectively managed.

In addition of ITSC, Board Risk and Compliance Committee (BRCC) also review Exception Reports with respect to IT Threats and IT Breaches along with mitigating step as suggested by IT team. The Board with the help of BRCC and ITSC makes sure that there are cybersecurity policies, procedures, and processes in place and that management is prepared to address cybersecurity risks with the necessary expertise, people, and financial resources.

The Company's cybersecurity strategy and framework are being implemented, managed, and monitored by officers who have specific duties and responsibilities, and who are given the necessary resources and power.

COMPANY'S CONTROLS AS "EARLY WARNING SYSTEM"

With the advancement of technology, cybersecurity is getting more vulnerable. Cyber-attacks are increasing with a great frequency therefore the Company needs to act proactively to address cyber-risks. To cope with any cybersecurity challenges, the Company has developed an "Early warning system."

This Early Warning System detects any kind of security threats on an early basis which enables the Company to minimise its losses and communicate timely to ITSC for onward communication to the Board of Directors.

POLICY FOR INDEPENDENT SECURITY ASSESSMENT OF IT ENVIRONMENT

In Jubilee, the management ensured that the appropriate policy controls should be in place and the processes are documented with regard to conducting an independent security assessment of IT environment. The management through Independent assurance (internal or external) conforms that the IT environment is duly in compliance with relevant laws and regulations, company's policies, standards and procedures and relevant accepted practices. In the Company, a detailed IT Independent Audit Policy has been placed with the purpose to increase confidence level in the business systems, benefit from global best practices and have an unbiased review of the changing information technology setup of the Company. This also allows management to take initiatives for safeguarding the information assets of the Company. Following are the salient features of the policy:

1. External IT audit shall be conducted at least once in 3 years by reputable auditing firms.
2. Internal audit shall be conducted by a person/department independent of IT Division who shall be competent and qualified to perform IT audits.
3. As a first step, a risk assessment shall be carried out to highlight areas where the exposure to risk is relatively higher.
4. A draft audit report shall be prepared and submitted to the management. The issues highlighted in the report shall be discussed and agreed with the management. The management's comments shall be taken and incorporated in the auditors' report. Definite date for the actions to be taken by the management shall be mutually agreed and documented.
5. Final audit report shall be issued to the relevant committee (ITSC and BR&CC)
6. An action plan shall be drawn out by the Head of Information Technology based on the agreed recommendations. He/She will be responsible for ensuring effective implementation of this action plan. The status of its implementation shall be presented to next IT audit.

During the year, the Company availed services of a renowned audit firm for the independent comprehensive security assessment of technology environment.

BUSINESS CONTINUITY PLAN (BCP)

BCP is the creation of a strategy through the recognition of threats and risks faced by an organisation in order to ensure that its resource is protected and would be able to function properly in the event of any disaster. BCP also provides the means of recovery of business tools in the event of any loss, damage or failure of facilities, which is named as Disaster Recovery Plan (DRP). DRP is a documented process of the procedures to recover and protect an organisation's IT infrastructure the event of a disaster. DRP is part of the overall BCP of any organisation.

The Company, being a contemporary and progressive organisation, is one step ahead in the implementation of BCP including DRP as compared to other general insurance companies in Pakistan. The Company's BCP covers all the critical operational processes and procedures and it has been set up in accordance with the Company's needs and modern business requirements. The Company, with the implementation of BCP, has developed the capabilities to continue its usual operations without any undue delay by activating its allocated Disaster Recovery Sites in case of any disaster or calamity. DRP of the Company is integrated to a large extent with BCP and designated key members are familiar with the specific actions they will need to take in the event of any disaster.

The Company has also availed "Cloud Services" in order to create back-up of all critical data of DR Sites. This facility has made the BCP, including DRP, as a whole, more robust against related risks and threats.

The assigned department of the Company also performs mock exercises at the allocated DR Sites to ensure Business Continuity Test. Simulation Drills are conducted timely and in an effective manner. Results/outcomes of these activities are for the determination of corrective measures in the overall BCP of the Company as well as for reporting and review of the Board of Directors.

Since early 2020, the Company has successfully continued its operations without any interruption during the testing times of lockdown in the wake of COVID-19 pandemic. The Company had invoked its BCP w.e.f March 2020 whereby staff of the Company through the work-from-home facility played an imperative role to continue the operations of the Company without any interruption or delay.

During the year 2021, the Company also continued its operations without any interruption despite unfavourable situation due to post COVID-19 multiple waves of infection in the Country.

Further, the Company continued its operations without any interruption and the BCP was fully implemented and tested. Simultaneous Evacuation drills to test Emergency Evacuation Plan are carried out on periodic basis. Results of these drills are found satisfactory.

EDUCATION AND TRAINING OF IT PERSONNEL

In Jubilee General, it is ensured that adequate training must be provided to IT personnel to fill the relevant skill gaps and facilitate staff in any professional training needed.

IT Department has a comprehensive policy to address the training of IT employees, salient features of the policy are as under:

1. Proper induction material shall be provided to the newly employed personnel as guidance for the positions they are required to fulfill and the controls and specific measures undertaken for any of those positions.
2. Regular trainings shall be provided to IT employees to enhance their capabilities and efficiency in performing their jobs and achieving institutional goals and objectives.
3. Employees are encouraged to obtain well-recognised professional certifications in order to support the business/technology objectives.
4. Personnel with privileged system access or having sensitive business functions, shall receive additional and specific information security training.
5. All IT related trainings shall be organised by HR department in consultation with Head of IT. The participants shall be registered prior to the training commencement and training session performance evaluations shall be carried out for the personnel participating in the training.

In addition to above, Jubilee General Insurance also has a Learning Management System- LMS (Internal system for providing online training, maintaining training records and issuance of training certificates.)



INVESTING IN A SUSTAINABLE FUTURE

SUSTAINABILITY &
CORPORATE SOCIAL
RESPONSIBILITY

08



CORPORATE SOCIAL RESPONSIBILITY

The Company recognises its responsibility as an important stakeholder in the society and strives to work towards the betterment of the society constantly. Through its social investments, Jubilee General addresses the needs of the various communities, taking sustainable initiatives in the areas of health, education, environment conservation, infrastructure, and community development.

Jubilee has detailed CSR policy duly approved by the Board, therefore the Company has clear guidance from the Board of Director with respect to CSR activities. During the year, the Company and its employees actively participated in the CSR activities.

Following are Jubilee's various efforts with respect to sustainability and CSR activities.

SUSTAINABILITY THROUGH ORGANISATIONAL PERSPECTIVE

The Company promotes all the fruitful activities considering the responsibility of the Company toward its employee and the society. Following are the activities which have been conducted during the year reflecting Company's commitment toward well-being and health of its employees and for society as well.

SPORTS ACTIVITIES

In Jubilee General Insurance, we are determined to make a difference within the communities we live and work in and extensively support corporate sports events to improve health and wellbeing. During the year Company arranged a cricket tournament among the employees to encourage a healthy competition among them.

PLANTATION CAMPAIGN

Clean and green environment is a part of our sustainability goals. Jubilee General organises plantation activity annually to spread environmental awareness. Though on a small scale, it highlights our responsibility towards environment.

INTERNATIONAL WOMEN'S DAY

Jubilee General supports workplace and gender diversity in all forms. It is believed that women should be given equal right in our society and at workplace. Therefore, International Women's Day is celebrated every year at Jubilee General to accelerate gender parity and increase visibility.

BLOOD DONATION CAMPAIGN

Our dedicated employees not just think about their personal gains but continuously look for opportunities to contribute to the society. One such example is Blood Donation Drive of our employees, where multiple individuals from our Company volunteered for this global cause. We work together to ease the lives of those suffering and to bring a positive change in the society. It is a pivotal part of our Corporate Social Responsibility to save lives only for the sake of humanity.

INDUSTRIAL RELATIONS

The Company is fully aware with its responsibilities with respect to industrial relations. The Human Resource Department of the Company is responsible to adhere and implement all the applicable laws, regulations, and conventions in order to keep the workplace at its higher professional standards.

EMPLOYMENT OF SPECIAL PERSONS

Jubilee General Insurance is an equal opportunity employer and complies with all applicable legal requirements relating to appointment of special persons. The Company ensures required modifications in workplace for employees with disability.

BUSINESS ETHICS AND ANTI-CORRUPTION MEASURES

The Company has developed a proper code of conduct which requires to be followed by each employee. The employees are abiding by the Code of Conduct to keep his/her integrity intact while dealing with colleagues, potential customers, policyholders, suppliers and peer group. The Company will always strive to maintain high standards of Business Anti-corruption measures. The Company follows “Zero Tolerance Policy” for any reported corruption incidence.

OCCUPATIONAL SAFETY AND HEALTH

The Company keeps foremost the Safety and Health of its employees. It ensures Safety and Health of its employees as well as their families through the following steps:

- All permanent employees are under Health, Group life and Personal Accident Insurance coverage.
- Fire extinguishers along with smoke alarms duly installed at various points within the office premises.
- All the employees are provided clean drinking water at the workplace.
- High level of hygiene standards are maintained while serving tea, coffee to the employees and business guests.
- Smoking is prohibited within the office premises and areas are designated for this purpose.
- In-house facility of a doctor is available at Company's Head Office to take care of employees and their families' health matters and also to advise on preventive health care.
- In-house physical exercise rooms for male and female employees of the Company are maintained at Company's Head Office building.
- All offices are equipped with adequate security measures including CCTV monitoring.
- Access to office premises is restricted to staff/authorised persons through the use Radio-Frequency Identification (RFID) Cards to ensure high level of safety and security in the Company.

SAFETY MEASURES DURING COVID-19 PANDEMIC

In 2020 and 2021, due to lockdown/partial lock-down as precautionary measures of COVID-19 and in the time of multiple waves of infection, the Company has provided full support through IT tools and encourage its employees to work-from-home in order to adhere the policy of “stay home stay safe”. Furthermore, while working in the office, the management ensured that the SOPs must be completely followed. Following measures were taken in office premises during the period of COVID infection:

- Hand sanitizers are available on entry/exit gate of the Company in Head Office and at branches;
- Body Temperature of Employees is checked at every entry level with Non-Contact Digital Infrared Thermometer;
- Wearing of mask is compulsory.
- Online meetings are conducted in order to avoid physical interaction.
- Attendance rosters have been developed in order to keep number of staff in the office premises at bear minimum level according to SOPs; and
- SOPs with respect to “Social Distancing” are strictly followed in the office premises.

From 2022 onwards, keeping in view the past experience, employees are advised to wear mask and keep social distancing during any sickness, for the health safety of other employees while attending office.

FINANCIAL CONTRIBUTION TO THE NATIONAL EXCHEQUER

The Company has contributed Rs. 5,593 million (2023: Rs. 4,874 million) to the National Exchequer during the year in the form of direct and indirect taxes and other mandatory contributions.

COMMUNITY INVESTMENT AND WELFARE SCHEMES

The Company seeks to demonstrate a firm commitment, towards the community, by being vigilant towards identifying and supporting the causes that will facilitate the upliftment and betterment of the society. Furthermore, not only the Company but also the employees are actively participating in community services of different nature by donating their time and money.

SUSTAINABILITY THROUGH CUSTOMER'S PERSPECTIVE

Following are the activities reflect sustainability through customer's perspective.

PRODUCTS AND SERVICES

Jubilee General offers a variety of products ranging from Property to Health Insurance. It creates value for its customers by providing them timely services and product innovation. Jubilee General is also working to improve its digitalisation and automation of processes to provide a better customer experience and promote efficiency.

PROCEDURE ADOPTED FOR QUALITY ASSURANCE OF PRODUCTS

Jubilee General Insurance Company is an innovative company, and in order to keep itself on this track, the Company is always eager to serve the society in better ways through its innovative insurance products. All insurance products are designed after going through brainstorming sessions wherein all the aspects with respect to customers' needs and satisfaction are analysed thoroughly. Complete features of the products are properly documented.

All the products related to online retail sales and web portal of the Company such as Customised Android Applications and multiple option payment facilities are checked through various User Acceptance Testing (UAT) protocols. After completing satisfactory reports, these applications and facilities are made available online for our valued customers. The Company is also first insurance company in Pakistan to secure "ISO 9001: 2015 Quality Management Certification".

CONSUMER PROTECTION MEASURES

The Company understands its primary objective to protect the due interest of its policyholders. The Company's officials working in the field as well as dealing with the customers in the office are easily approachable by the policyholders in order to resolve their grievances (if any) on priority basis. The grievances (if any) can also be lodged on Company's website and/or with the call center.

In order to protect consumer as well as to comply the regulatory requirements, the Company has fixed at prominent place the "awareness message" as prescribed by the regulator at its all business locations. The "awareness message" containing all the details of the person/authorities as designated to be contacted by the policy holder for complains (if any). The same "awareness message" is also available on the Company's website. The Company is also abide by the decision taken by the "Insurance Ombudsman" and Small Dispute Resolution Committee for Insurance.

SUSTAINABILITY THROUGH ENVIRONMENTAL PERSPECTIVE

Following are the activities reflect sustainability through environmental perspective.

ENVIRONMENT PROTECTION MEASURES

In order to protect the environment, which is a global cause, the Company follows the principle of Save Paper - Save Trees - Save Environment. All emails sent from the Company carries the same message. The Company strongly discourages un-necessary use of paper and encourages re-cycling of paper for internal office use. The Company has also implemented a Computerised Document Management System (DMS) which has significantly reduced the use of physical papers. Company is fully engaging in the automation of its process of operation which will also facilitate of save more papers.

ENERGY CONSERVATION

The Company is aware with its responsibility towards the energy conservation. The Company has already installed movement and light sensors along with energy savers and Light Emitting Diode (LED) in the office premises. The Company also ensures minimum utilisation of electricity during lunch breaks and after office hours besides making full use of natural day light.

CLIMATE CHANGE INITIATIVES

Global warming and climate change have become key sustainable development issue globally in recent years. United Nations Framework Convention on Climate Change (UNFCCC) sets an overall framework for intergovernmental efforts to tackle the challenges posed by climate change. The Paris Agreement, adopted in December 2015, aims to strengthen the global response to the threat of climate change in the context of sustainable development and efforts to eradicate poverty, increasing the ability to adapt to impacts of climate change, and making finance flows consistent with a low GHG emissions and climate-resilient development. The Agreement sets out a global framework to reduce the risk and impact of climate change by limiting global warming to well below 2°C and pursuing efforts to limit it to 1.5°C above pre-industrial levels.

Jubilee General Insurance, as an ethically responsible member of the society, has committed to exceeding the goals of the Paris Agreement and to becoming a leader in the transition towards a low-carbon and climate resilient future. Therefore, the Company has embarked on the journey towards reducing its Carbon footprint and achieving the coveted 'Net Zero' status before 2030.

The Company has constituted an Environmental and Climate Change Committee (ECC) to oversee the project and regularly report progress to the Senior management as well as the Board. During the year, the Company developed a GHG Emission Reduction Plan aimed at achieving 'Net Zero' status before 2030 through the following measures:

- **Operational Improvements:** Making our operations more-environment friendly through efficient utilisation as well as conservation of resources to reduce our Carbon footprint.
- **Carbon Offsetting Activities:** Offsetting residual emissions through afforestation / reforestation activities and installation of renewable energy resources on our premises across Pakistan.

NATURAL CATASTROPHE IMPACT

A natural disaster is a major adverse event resulting from natural processes of the earth such as floods, earthquakes, tsunami and other geological processes. These can affect several lives and economies. The Company arranges numerous studies/valuations to assess the potential impact of any natural catastrophe and ensure proper reinsurance protection which creates significant benefits for our customers as well society at large. No such catastrophe event has been reported during the year 2024 which has any significant adverse impact on the Company.

MEMORABLE GLIMPSES

CRICKET TOURNAMENT 2024



SUSTAINABLE DEVELOPMENT GOALS

The Sustainable Development Goals (SDG), also called Global Goals, were adopted by United Nations in 2015 with a 2030 agenda to promote peace and prosperity. SDGs represent a holistic approach comprised of 17 Goals to achieve sustainable development for everyone. These SDGs are a universal call to action by all United Nation(UN) member countries and cover social, economic, and environmental issues and practicing them is everyone's responsibility.

The aim of sustainable development goals is to end poverty, inequality, and foster inclusiveness and economic development while also working on protecting our environment. Following is an overview of 17 SDGs.

GOAL 1: NO POVERTY

This goal targets to erase extreme poverty and enable equal economic growth. Where many people are still struggling to meet their basic needs, this goal aims to reduce vulnerability and increase basic resources and services.

GOAL 2: ZERO HUNGER

Hunger and malnutrition are huge barriers in the development of the most of the countries. This SDG aims to eradicate all forms of hunger, from every part of the world. This requires development of agriculture and food sector, equal access to land and technology, and investment in infrastructure globally.

GOAL 3: GOOD HEALTH AND WELL-BEING

This goal calls for increasing healthcare workforce, life expectancy, and providing solutions for health challenges such as malaria, HIV, tuberculosis, etc.

GOAL 4: QUALITY EDUCATION

Provision of quality education at every sector of society regardless of gender is an utmost right of everyone. This goal ensures equal access to affordable vocational trainings and education opportunities.

GOAL 5: GENDER EQUALITY

Gender equality is crucial for sustainable future and helps economic growth and development. This goal ensures giving women equal rights which is not only limited to basic human rights but in land, property, and employment as well. Today there are more women in public office than ever before, but encouraging more women leaders will help achieve greater gender equality.

GOAL 6: CLEAN WATER AND SANITATION

Ensures access of clean and adequate water in every part of the world. Provision of safe and affordable drinking water and sanitation facilities and encourage hygiene. It is essential to protect water-related ecosystem.

GOAL 7: AFFORDABLE AND CLEAN ENERGY

Promoting use of renewable resources to energy. Infrastructure development and technology advancement will help in providing more efficient energy for everyone.

GOAL 8: DECENT WORK AND ECONOMIC GROWTH

This goal aims to achieve higher economic growth through inclusiveness, innovation and entrepreneurship. Achieve productive and decent work for all men and women and people from every sector of society. Filling the unemployment gap and eliminating child labor.

GOAL 9: INDUSTRY, INNOVATION AND INFRASTRUCTURE

This goal promotes innovation and infrastructure development through enhancement of scientific research, investment, and technological upgradation. This goal is also linked to Goal 8 as doing so will lead to economic development.

GOAL 10: REDUCED INEQUALITY

This SDG works on improving inclusiveness regardless of age, gender, religion, ethnicity, and economic status. This required implementing policies and regulations for the issues regarding equal wage and social safety to achieve better equality.

GOAL 11: SUSTAINABLE CITIES AND COMMUNITIES

The target is to achieve clean and affordable houses and basic services for each class of society. This goal also focuses on issues like sustainable transportation and disaster readiness while also safeguarding our cultural and natural heritage.

GOAL 12: RESPONSIBLE CONSUMPTION AND PRODUCTION

This goal targets to reduce waste by promoting recycling, reusing, and reducing practices. Educating people about sound environmental management of resources and the importance of their lifestyle choices on environmental sustainability.

GOAL 13: CLIMATE ACTION

This goal ensures taking urgent climate actions to protect our globe by creating awareness through educating more people about climate change/protection, especially youth. Also, establishing mechanisms for integrated climate change measures on national and global level.

GOAL 14: LIFE BELOW WATER

This goal targets to significantly prevent marine and coastal ecosystem and take an action to reduce marine pollution to strengthen life under water. Enhancing research to understand the life below water would help in achieving the target more effectively.

GOAL 15: LIFE ON LAND

This SDG aims on conservation and restoration of forests, mountains, and natural habitat. It ensures to sustain our natural resources and take an immediate action to halt the loss of biodiversity.

GOAL 16: PEACE AND JUSTICE STRONG INSTITUTIONS

This goal aims to reduce all forms of abuse, violence, along with along with eliminating corruption and bribery by promoting global rule of law. SDG 16 assures equal level of justice for all.

GOAL 17: PARTNERSHIPS TO ACHIEVE THE GOAL.

This goal ensures that all member countries have equal and effective participation in achieving all SDGs. This goal requires collaboration from all the countries in terms of funds & capacity management, and technological involvement.

JUBILEE GENERAL'S PROGRESS ON SDGs

At Jubilee General we make sure that sustainability remains a part of our decision making, therefore, while promoting sustainability in the organisation, we make sure that it involves all perspectives i.e. environmental, social, and organisational. While promoting sustainability, SDGs play a crucial part. At Jubilee General, however, there is no official policies regarding sustainable development goals, our practices/activities represent and indirect involvement.

The following checklist provides a clear view of the Company's efforts towards applicable SDGs:

S#	GOAL	DESCRIPTION	IMPLEMENTATION	JGI'S CONTRIBUTION
1	No Poverty	End poverty in all its forms everywhere	√	Distribution of ration bags in 2023
2	Zero Hunger	End hunger, achieve food security and improved nutrition and promote sustainable agriculture	√	Distribution of ration bags in 2023
3	Good Health and Well-being	Ensure healthy lives and promote well-being for all at all ages	√	Employee health and well-being by organising cricket tournament In 2024.
4	Quality Education	Ensure inclusive and equitable quality education and promote lifelong learning opportunities for all	√	Donations made for educational projects. In 2024
5	Gender Equality	Achieve gender equality and empower all women and girls	√	Strict implementation of workplace Gender Diversity and Inclusion Policy.
6	Clean Water and Sanitation	Ensure availability and sustainable management of water and sanitation for all	√	Climate change initiatives.
7	Decent Work and Economic Growth	Promote sustained, inclusive and sustainable economic growth, full and productive employment and decent work for all	√	Workplace diversity. Celebration of International Women's Day in 2024.
8	Industry, Innovation and Infrastructure	Build resilient infrastructure, promote inclusive and sustainable industrialisation and foster innovation	√	Management Trainee Programs. #NEXTJEN MTO 2024 Digitalization of Processes.
9	Reduced Inequality	Reduce inequality within and among countries	√	Increase in digitalization is included in the ongoing goal of the Company.
10	Sustainable Cities and Communities	Make cities and human settlements inclusive, safe, resilient and sustainable	√	Strict implementation of workplace Gender Diversity and Inclusion Policy.
11	Responsible Consumption and Production	Ensure sustainable consumption and production patterns	√	1. Energy Conservation through minimum utilisation of energy and usage of energy savers. 2. Encourages paper re-cycling for internal office use and installation of Computerised Document Management System (DMS).
12	Climate Action	Take urgent action to combat climate change and its impacts	√	1. Working on the reduction of carbon footprint by achieving "Net Zero" status. 2. Gradually progressing towards paper usage reduction.
13	Peace and Justice Strong Institutions	Promote peaceful and inclusive societies for sustainable development, provide access to justice for all and build effective, accountable and inclusive institutions at all levels	√	1. Strives to maintain Business Anti-corruption and AML measures. 2. Adherence of the all applicable laws and regulations. 3. Fulfilling all the reporting requirement
14	Partnership to achieve the Goal	Strengthen the means of implementation and revitalize the Global Partnership for Sustainable Development	√	Jubilee partnered with JDC and INDUS Hospital and other related organisation for the welfare of Society.

NOT-APPLICABLE SDGs:

Following SDGs are not-applicable to the Company due to business dynamics and business environment.

- Affordable Clean Energy
- Life below water
- Life on Land

AWARDS & CERTIFICATES

MAP CORPORATE EXCELLENCE AWARD

The Corporate Excellence Award instituted by Management Association of Pakistan (MAP) in 1982 with the sole aim to recognise and honour the companies showing outstanding performance and demonstrating progress and enlightened management practices.

In 2024, the Company has achieved top position in Insurance Sector in the 39th MAP Corporate Excellence Award. This award is a valuable addition to the top positions secured by Company in 38th to 32nd MAP Corporate Excellence Awards consecutively in the Insurance Sector under Financial Category. The Financial Category includes commercial banks, insurance companies, other financial entities i.e., investment banks, leasing, modaraba and asset management companies. Achieving these prestigious awards clearly demonstrates excellent performance and the management practices of the Company in all the areas of Insurance business.

BEST CORPORATE REPORT AWARD FROM ICAP/ ICMAP

The Joint Committee of the Institute of Chartered Accountants of Pakistan (ICAP) and the Institute of Cost & Management Accountants of Pakistan (ICMAP) initiated this esteemed award with the aim to encourage local companies to follow transparency in preparing their annual reports. This award also promotes excellence in annual corporate reporting through publication of timely information in a factual and user-friendly manner.

The Company has a continuous aim to achieve this award every year. During the year 2024, the Company has achieved 4th position among insurance companies of Pakistan for its Annual Report of 2023. This award is a worthy addition to the 4th position award secured in 2023, 3rd position award secured in 2021 and 2020 and 1st position awards in 2019, 2018, 2017 and constantly in 2009 till 2011. The Company has received this prestigious award numerous times.

FPCCI GOLD MEDALS

Federation of Pakistan Chambers of Commerce & Industry (FPCCI) is a business network, for the organisation of businesses in order to advocate and voice the collective opinion, concern and aspiration of the private sector. The FPCCI also encourages commercial enterprises for their efforts and achievements in providing innovative products and services for the consumers.

In 2020, the Company had received Trophy in the 8th FPCCI Achievement Award for its Motor Third-party Liability Web Access Facility. This award is a precious addition to the Gold Medal received in 2019 from FPCCI for its Marine Cover Note Issuance Web Access & Android Application which facilitate its customers to get marine insurance through a simple process. These both awards are also appreciation of the FPCCI over the Jubilee's efforts to make its insurance products available for the customer on internet (Web Access).

In addition to the above, the Company has also received Gold Medals in 2018 and 2017, from FPCCI for its Motor Insurance Claims Android Application and Motor Underwriting Android Application respectively. Both applications have enhanced the experience of insured from insuring their motor vehicle till the hassle-free settlement of their claims.

The aforesaid recognitions of FPCCI reflect the Company's solid dedication to provide innovative products and services to its customers in order to make their lives easy and hassle free.

CERTIFICATE OF MERIT ON BEST PRESENTED ANNUAL REPORT FROM SAFA ON THE ANNUAL REPORT 2023

South Asian Federation of Accountant (SAFA) is an apex body of SAARC countries. Every year, SAFA gives awards to different categories to corporate entities on the basis of evaluation of the published annual reports of companies within the SAARC countries.

In 2023, the Company has achieved Certificate of Merit on Best Presented Annual Report from SAFA on its Annual Report 2022. In 2021, the Company has achieved Joint Second Runner-up position among SAARC Countries in "Insurance Sector" on Its Annual Report for the year 2020. This award reflects the management's commitment for Improvement in Transparency, Accountability & Governance.

In 2020, the Company had achieved 1st Runner-up position among SAARC Countries in "Insurance Sector" on its Annual Report for the year 2019. Besides both the awards, the Company is also having a gleaming history of securing nine (10) Certificates of Merit from SAFA for the "Best Presented Annual Report" in "Insurance Sector".

LLOYD'S REGISTER QUALITY ASSURANCE CERTIFICATE OF APPROVAL

Lloyd's Register Quality Assurance (LRQA) is the world's leading provider of independent assessment services including certification across a broad spectrum of standards and schemes, with recognition from over 50 accreditation bodies. In 2018, the Company had received "Certificate of Approval" from LRQA wherein management systems of the Company have been approved by LRQA that are upto the requirements of ISO 9001:2015. This certification has been received for all the functions of the Company including Enterprise Risk Management as Non-Life Insurance Company valid uptill 2021.

In 2022, the LRQA has renewed this certificate till 2026 which reflects Company's firm commitment towards the standardization of management processes, procedures and their strict compliance.

MEMBERSHIPS AND AFFILIATIONS

The Company carries memberships and affiliations of different organisations and institutions not only for business and operational purposes but also to contribute its due share for the welfare of the society, environment protection and to keep itself updated with respect to emerging modern management practices.

In respect of the business, certain institutions provide platform to address issues currently being faced by the business organisations in Pakistan in general and insurance companies in particular. Memberships of these institutions enable the Company to play its role in the collective organised efforts made to resolve these issues. Memberships of certain institutions have been obtained to keep updated with respect to modern business management techniques and to train the relevant staff accordingly. These institutions conduct trainings, conferences and learning sessions through which employees of the Company gain more knowledge and techniques in order to face future challenges of the modern business world and become more valuable for the Company while discharging their duties. Membership of certain welfare and environment protection organisations helps the Company to contribute for wellbeing and betterment of the society. During the year, the Company has carried following memberships:

- Insurance Association of Pakistan
- Federation of Pakistan Chambers of Commerce & Industry
- Karachi Chamber of Commerce & Industry
- Management Association of Pakistan
- Employers' Federation of Pakistan
- Karachi Insurance Institute
- Asia Insurance Review
- International Chamber of Commerce
- Pakistan Centre For Philanthropy
- Institute Of Financial Markets of Pakistan

COMPANY STATUS OF COMPLIANCE WITH CORPORATE SOCIAL RESPONSIBILITY VOLUNTARY GUIDELINES 2013(THE GUIDELINES)

In order to promote responsible business conduct that supports community growth for public interest, eliminates adverse practices impacting the public sphere and ensures corporate accountability, the Securities and Exchange Commission of Pakistan ("SECP") issued the Guidelines for Corporate Social Responsibility 2013. The Company has not yet adopted the Guidelines with respect to its CSR activities, however, the Company meet the purpose of the Guidelines as it is tradition in the Company to work for the community and contribute generously in the CSR activities.

Following are the fundamental areas where Company meets the requirement of the Guidelines.

CSR POLICY

Company has a CSR policy duly approved by the Board of Directors reflecting the understanding and commitment. The policy addresses almost all the important parameter as explained in the guidelines which are follows:

IDENTIFICATION OF FOCUSED AREAS

Policy explicitly defines focused areas for the CSR activities of the Company.

ALLOCATION OF FUND

Sufficient funds are allocated by the Company in accordance with CSR Policy, every year, duly approved by the Board of Directors.

STRUCTURED APPROVAL PROCESS

There is proper approval process for CSR activities in the Company to make the process transparent and efficient. All the donations/CSR Project are duly approved by the Board of Director

DISCLOSURE AND REPORTING

Proper disclosure is given in the Financial Statements of the Company as per the applicable requirement and to the Board of Directors.

ENABLING A MORE INCLUSIVE TOMORROW

FUTURE OUTLOOK

09





FUTURE OUTLOOK

The Company's future outlook is reflecting in its forward-looking statement which is as under:

CAUTIONARY NOTE ON FORWARD LOOKING STATEMENT

Certain statements contained herein are Forward-Looking Statement (including plan, objectives, targets and trends are current expectations of future event which are based on certain assumptions of future insurance business in Pakistan.

Forward looking statement involves known and from uncertainties and other factors, which may cause the Company's actual financial results to be materially different from currently anticipated future results. The main factors which can significantly influence the future results are including;

- The frequency, severity and development of insured claims event, particularly natural catastrophes, pandemic etc;
- The cyclical nature of reinsurance companies;
- Unforeseen liquidity management challenges;
- Unanticipated changes in regulatory regime and taxation structure;
- Changes in assumed economic scenario effecting sufficiency of investment income; and
- Attrition of skilled manpower.

The mentioned factors are not exhaustive as general insurance companies operate in continuingly challenging environment in Pakistan. New business risks are emerging regularly. We are not obligated to update or revise forward-looking statement. We cautioned not to place undue reliance on below forward-looking statement.

FORWARD LOOKING STATEMENT

Jubilee General was optimistic about the stability of economics growth in FY 2024 due to macroeconomics environment. 2024 was a relatively less difficult year for Pakistan as the macroeconomic situation stabilized and exhibited signs of improvement. The Company's Gross Written Premium and Contribution posted a robust growth of 18% to reach PKR 23 billion. The growth in the top line was broad-based as all business lines posted encouraging results. Fire portfolio posted growth of 15% and Marine portfolios posted growth of 25%. Health and Miscellaneous portfolios increased by 12% and 29%, respectively. The Motor portfolio recorded growth of only 9% due to unfavorable market conditions. The Window Takaful Operations continued the upward trajectory with a 17% YoY growth in Gross Written Contributions. The Company's Profit After Tax increased 21% due to healthy underwriting performance and robust investment income.

Our strategic priorities for the year are to modernise our business structure and processes through end-to-end digitalization of all workflows using design-thinking and mobile first approach. This also reaffirms our long-standing commitment towards development of the nascent digital retail market for general insurance in Pakistan. We also remain focused on further expanding our footprint in the Window Takaful Operations.

As one of the best insurance companies of Pakistan, Jubilee General is committed to serve all segments of the society. The Company is focused on driving a customer-centric, digitally innovative brand through adoption of innovative technologies in product development, distribution and customer service delivery.

We believe the Company is well positioned to avail upcoming business opportunities in the market. The Company is leveraging on its high IFS rating, investment in technology and experienced manpower to expand its market share and profitably. The Company is spending to obtain excellent IT technologies and utilisation of the modern e-business methodology and infrastructure which would have an impact on the ability to generate more business in coming years. Special areas of focus will remain infrastructure projects, Retail and Takaful in 2025.

We are confident that the Company's prudent investment strategy will provide stable and healthy investment returns to increase the wealth of shareholders. Keeping positive view on the economy of Pakistan, the Company is looking forward to give an exemplary performance in the following manner in 2025

Growth in Gross Written Premium / Contribution of the Company.

Healthy investment returns with vigilantly monitored exposure due to uncertainties in the stock and money markets.

Stable	financial strength duly affirmed by both local and international rating agencies through their standard rating procedures. Increase in shareholders' wealth is expected by generating stable Return on Equity and making handfull dividend payments and constructing more sound and balanced capital structure in future.
Spread	insurance coverage to protect wellbeing of middle and under privileged class by increasing penetration in retail and microinsurance.
Innovation	in the products and services for meeting and exceeding customer expectations.
Focus	on digitalisation to improve the service standards to our valuable customers.
Best	employer for the competent professionals and hardworking personnel.

As during the year, the ongoing economic recovery is supported by the government's strong commitment to reforms under the IMF program. With the reforms continuing to remain on track, further improvements in key macroeconomic indicators are expected. Inflation continues to decline gradually, and foreign exchange reserves have begun to recover from critically low levels. These positive developments reflect a strengthening economic outlook and enhanced financial stability in the near term. Hence the Company is looking the future to achieve further milestones in the growth of the Gross Premium/Contribution as well as Net Premium/Contribution by capturing the business through innovative channel of digital marketing of insurance products and effective and optimum reinsurance arrangements respectively.

Furthermore, It can be ascertained that the complexity of taxation regime spread to various Federal and Provincial Revenue authorities will struck the ease of doing business situation. Fluctuations of Stock Market would be the main challenge for generating income in 2025, however the management will continue its judicious strategy to management the investment portfolio.

RESPONDING CRITICAL CHALLENGES IN FUTURE

Jubilee General Insurance Company has a unique business model that distinguishes it from the rest. Our above par technological and intellectual resources and the adopted and implemented risk management framework, is perfectly equipped to face any potential critical challenge and uncertainty that is likely to arise. Following are the major components which helps the Company to respond the critical challenges in future.

1. Efficient Business Model.
2. Innovation.
3. Implementing digitalisation across the board.
4. Dedicated professional and smart workers.
5. Digital marketing and online product availability.

SETTING THE BENCHMARK FOR SUCCESS

STRIVING FOR EXCELLENCE IN CORPORATE REPORTING

10





STATEMENT OF MANAGEMENT RESPONSIBILITIES TOWARDS THE PREPARATION AND PRESENTATION OF FINANCIAL STATEMENTS

The preparation and presentation of accompanying financial statements of the Company (including financial statements of Window Takaful Operations) are the responsibility of the management and have also been approved by the Board of Directors. The financial statements have prepared in accordance with the approved accounting policies which are in accordance and conform in all material respects with International Accounting Standards(IAS), certain International Financial Reporting Standards (IFRS) as applicable in Pakistan and provisions of and directives issued under the Companies Act 2017, the Insurance Ordinance, 2000, SEC (Insurance) Rules, 2017, Insurance Accounting Regulations 2017, Takaful Rules, 2012 and General Takaful Accounting Regulations, 2019. The material accounting policies, which management believes are appropriate for the Company, have been described in Note 4 of the accompanying financial statements.

The Management is responsible for the integrity and objectivity of the financial statements. Estimates that are necessary in the preparation of financial statements are based on careful judgments and have been properly reflected. Explanations regarding these key uncertainties along with estimation and respective judgments have been provided under the “Key Sources of Uncertainty” as a part of “Risks & Opportunities” section of this Annual Report.

The Management has established systems of internal control in the Company that are designed to provide reasonable assurance that assets are safeguarded from losses or unauthorised use and to produce reliable accounting records for the preparation of financial information.

The Management recognises its responsibility for conducting the Company’s affairs in compliance with established financial standards and applicable laws and maintains proper standards of conduct for its activities.

The Financial Statements are duly audited by external auditors of the Company in accordance with the International Standard on Auditing as applicable in Pakistan. In their opinion the external auditors have confirmed that the financial statements are prepared in conformity with the accounting and reporting standards applicable in Pakistan.

The financial statements of the Company have been duly signed by Chief Executive Officer and Chief Financial Officer, in confirmation of these financial statements.

STATEMENT OF ADHERENCE WITH THE INTERNATIONAL INTEGRATED REPORTING FRAMEWORK <IR>

This annual report of the Jubilee General Insurance Company Limited has been prepared in guidelines of the International Integrated Reporting (IR) framework advocated by the International Integrated Reporting Council (IIRC). This report provides stakeholders quality, concise and transparent briefing of the Company’s ability, position and expertise to create sustainable value, which is vital for its position, performance and reporting capabilities, which endorses our commitment to comply with the requirements of International Integrated Reporting Framework

The Company has achieved good stage of compliance. The Company also considers the significance and strengthening of this report in terms of information connectivity and presentation of results impact, regarding various capital employed.

REPORTING PERIOD

The report is produced and published annually. The Annual Report 2023 covers the period 1 January to 31 December 2024.

COMPANY’S OPERATIONS

The Company is engaged in insurance business since 1953 (72 years). The data and information presented in this report pertains to its branches and head office.

OBJECTIVES AND CONTENTS

The contents of this report are based on Company’s engagement with its stakeholders and IR framework to provide quality information on material topics which are of interest of various groups of stakeholders having impact on activities in economy, market, environment and society as well as long-term sustainability of the Company’s business.

METHODOLOGIES

The compilation of data has been done using mathematical calculation methods, accounting principles, actual basis and other different logical methodologies used. The Company makes every effort to ensure the accuracy of the sustainability as well as the information being provided. There has been no change in the reporting period, scope and boundary of the report. There are no changes that can significantly affect the comparability of data from period to period. Previous year's figures have been regrouped / rearranged wherever found necessary to conform to this year's classification.

The Company makes every effort to ensure the accuracy of the sustainability information, from time to time, however, figures may be updated.

RELEVANCE, MONITORING AND CONTROL

The Company's relevant information and reporting is monitored and ensure that it is shared in the most suited way for the stakeholders. Relevance of the information is another aspect which needs to be addressed properly.

The stakeholders' value is maximised through returns on investments, which management believes can be achieved through revenue maximisation.

FINANCIAL AND NON-FINANCIAL REPORTING

The report includes both financial and non-financial information about performance, financial structure, insights, risks, and opportunities and outcomes attributable to our activities and key stakeholders having significant influence on our value creation ability.

USERS

This report intended to address the needs of users, investors, stakeholders, suppliers, employees, regulators and society to provide view of value creation potential taking into account the risks and opportunities. The Company believes that to the stakeholders provide better understanding of its business strategies, opportunities & risks, business model, governance, performance which creates value to the Company and its shareholders. The Company shall continue to improve the information produced to make it even easier to understand.

MATERIALITY

The report includes the information relevant for its stakeholders to make decisions on the organisation's economic, social and environmental performance.

OUR REPORT

This Annual Report of the Company is consist of the following content elements for the users of this report:

- Organisational Overview & External Environment.
- Business Model
- Stakeholders' Relationship & Engagement.
- Governance.
- IT Governance & Cybersecurity.
- Sustainability & Corporate Social Responsibility.
- Future Outlook.
- Striving for Excellence in Corporate Reporting.
- Strategy & Resource Allocation.
- Risk & Opportunities.
- Performance and Position.

Furthermore, the "Analysis of the Financial Information" has been given under 'Performance and Position' section of this Annual Report. This report also includes a section "Board of Directors" where in all the relevant information with respect to Directors of the Company has been given in detail.

SIGNIFICANT CHANGES IN THE BASIS OF PREPARATION AND PRESENTATION OF FINANCIAL STATEMENTS

The annual financial statements of Jubilee General Insurance Company Limited are prepared in accordance with the IFRS issued by IASB as notified by the Securities and Exchange Commission of Pakistan (the SECP) under the Companies Act, 2017.

In order to prepare the accompanying financial statements, the Company has followed the format and guidelines of Insurance Rules 2017, Accounting Regulations 2017 and Takaful Rules 2012 and General Takaful Accounting Regulations, 2019. The format of financial statements prescribed by Insurance Rules 2017 was first time adopted by the Company in 2018.

Financial statements of Window Takaful Operations (Operator's Fund and Participants' Fund) have been prepared in accordance with format prescribed under Takaful General Accounting Regulations, 2019 issued by the SECP vide SRO 1416(1)/2019 dated November 20, 2019 which was applicable from January 1, 2020. The Company had adopted the new prescribed format in 2020.

During the year ended December 31, 2024, as allowed under Insurance Accounting Regulations 2017, Company has changed accounting policy to recognize revenue from premium after taking into account the unearned portion of premium calculated based on unexpired period of insurance coverage at the reporting date. Policy for commission expense / acquisition cost incurred has also been changed and these costs are now deferred and recognised as an expense in accordance with the pattern of recognition of premium revenue. Furthermore, policy of reinsurance contracts has also been changed. The change in accounting policies will provide more relevant and reliable information to the shareholders about the effect of transactions, events and conditions on the Company's financial position and performance. Accordingly, as per IAS 8 'Accounting Policies, Changes in Accounting Estimates and Errors', the Company has restated its comparative financial information which have been given in note 3 to the financial statement for the year ended December 31, 2024. The same change in accounting policy has been made in the financial statement of window takaful operation of the Company which have explained in the note 3 to the financial statements of window takaful operation of the Company. Except for change in accounting policy No Significant changes have been made in the basis of preparation and presentation of financial statements for the year ended December 31st, 2024.

STATEMENT OF UNRESERVED COMPLIANCE OF IFRS ISSUED BY IASB

Jubilee General Insurance Company Limited is preparing statutory financial statements in accordance with the International Financial Reporting Standards(IFRS) issued by International Accounting Standard Board (IASB) as notified by the Securities and Exchange Commission of Pakistan (the SECP) under the Companies Act 2017 and the preparation of the financial statements is in accordance with the provisions/directives issued by Insurance Rules, 2017, the Insurance Accounting Regulations, 2017 the Takaful Rules, 2012 and General Takaful Accounting Regulations, 2019.

With respect to implementation of IFRS 9 'Financial Instruments' (effective for period ending on or after June 30, 2019) which replaces the existing guidance in IAS 39 'Financial Instruments: Recognition and Measurement' (already adopted by the Company), the IFRS 4 'Insurance Contracts' provides two alternative options for application of IFRS 9 for entities issuing contracts within the scope of IFRS 4, first is temporary exemption (enables eligible entities to defer the implementation date of IFRS 9) and second is an overlay approach (allows an entity for a limited application of IFRS 9 from the effective date till the effective date of IFRS 17 'Insurance Contract' i.e. December 31, 2024). As an insurance company, the management has opted temporary exemption as allowed by the IASB for entities whose activities are predominantly connected with insurance. This temporary exemption allows the Company to defer the application of IFRS 9 until December 31, 2022 which is the effective date to apply the IFRS 17.

In order to avail the temporary exemption from the application of IFRS 9, additional disclosure, as required by IASB, for being eligible to apply the temporary exemption from the application of IFRS 9 has been given in note 2..7 of the accompanying financial statements.

Furthermore, note 2.5 to accompanying financial statements specifies few other standards and interpretations which are yet to be effective in Pakistan. The management believes that the standards and interpretations referred in note 2.5 do not have any material impact to the financial statements of the Company.

The financial statements of the Company have been duly signed, by Chief Executive Officer and Chief Financial Officer, in confirmation of the above statement.

IMPLEMENTING GOVERNANCE PRACTICES EXCEEDING LEGAL REQUIREMENTS

At Jubilee General, the compliance of applicable laws and regulations is aimed not only to avoid financial losses in the shape of penalties and reputational risk to the Company but also to provide more efficient, effective and valuable performance to its stakeholders.

Being an insurance Company, the responsibility with respect to abide by the laws and regulations is two-fold, as society in general and particularly being insurer puts its trusts in the Company for covering risks that threaten valuable assets. Therefore, the Company is supposed to act with responsibility in respect to all laws and regulations so that it can play an efficient role when any loss arises to the people whose assets are under its insurance coverage. In the Company, particularly the Compliance Officer and generally all the Functional Heads are fully aware of the latest applicable laws and relevant regulations.

As best practice of good governance, the Company goes beyond the mandatory compliance with the Code of Corporate Governance and other applicable laws in the following areas:

- In compliance with the requirement of Code of Corporate Governance, 2016, the Board has formed Board Risk & Compliance Committee, however, to strengthen the ERM implementation a senior management level committee has also been formed by name of "Enterprise Risk Management Committee.
- The Board's performance is done through an independent reputable external consultant once in every three years. This process of performance evaluation by external independent consultant in every three years to ensured transparency and maintains confidentiality.
- The Company obtains its Financial Strength Rating from two local rating agencies VIS and PACRA to demonstrate transparency in the rating process. The legal requirement for insurance companies to obtain credit rating from any local rating agency. However, the Company believes in trust and confidence of stakeholders, hence rated by both local rating agencies from inception of this legal requirement.
- The Company is among very few insurance companies of Pakistan which also obtain Financial Strength Rating from renowned and oldest international rating agency AM Best. The Credit Rating of B by AM Best reflects Jubilee General's strong risk adjusted capitalisation, solid business profile, good record of operating performance and robust risk management framework.
- To monitor the performance and compliance with Shariah Principles in Takaful Window Operations a high-level management "Takaful Committee" has been formed which overview the operations of Participant Takaful Fund and ensure compliance of Shariah Rules. The Committee periodically get briefing from Shariah Advisor on matters related to Window Takaful Operations.
- SECP's Circular 9 of 2016 describes valuation methods for determination of IBNR by insurance companies. The circular allows non-life companies to calculate and ascertain IBNR reserves in accordance with the provided valuation methods by the management. However, to ensure accuracy and credibility, the Company follows the advice of external actuary to determine the IBNR reserves at year end.
- The Company follows the practice of carrying out specific IT audits from reputable specialist IT audit firm at every three years although no such requirement is mentioned in the applicable laws. This practice is consistently followed to ensure security and bring improvements in IT system on continuous basis.
- The Company arranges adequate insurance cover of professional indemnity for its Directors and Senior management although its not mandatory in applicable laws.



PAVING THE WAY FOR EXCELLENCE

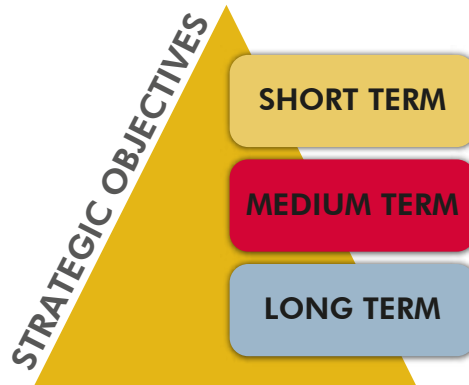
STRATEGY &
RESOURCE
ALLOCATION

11



STRATEGIC OBJECTIVES

These are long-term organizational goals that help to transform a mission statement from a broad vision into more specific plans and projects. In Jubilee General, this guidance, to identify the strategic objectives of Company, has been clearly given by the Board of Director so that the respective strategic objectives can be identified and strategic plans can be devised in order to achieve the objectives. The management also measures its performance with respect to these strategic objectives.



In Jubilee General, in order to effectively and efficiently implement the strategies to achieve the Company's objectives are categorised as under:

SHORT-TERM

These are specific activities that must be completed to meet short term goals. In Jubilee General, along with long term financial plans a comprehensive short-term budget is prepared which is duly approved by the Board of Directors for the implementation purposes. This budget has complete detail particularly amount of Gross Written Premium/Contribution, investment income, management and capital expenditure in order to provide full detailed guidelines to run day to day operations of the Company. The actual performance is compared with the budgets and variances are analysed to be presented to the Board of Director and considered as input in the preparation of next year budget. Following are the few key objectives particularly with respect to insurance business of the Company:

- Increase in market share
- Improve pre and post sales customer
- Increase in no. of sales and training held during the year with regards to quality of agents

MEDIUM-TERM

Medium-term objectives are generally those that relate to a period from two to three years and are part and parcel of the Company's long-term objectives. In Jubilee General, the medium-term strategic objectives are part of long-term plans which keep an imperative position in achieving long term strategic objectives. Following are the key medium-term strategic objectives:

- Continuous drive for creating more awareness and value proposition of insurance products
- Sustained direct and corporate distribution channels
- Added value to stakeholders through proposition of dividend
- Technological advancement to increase efficiency and reduce cost

LONG-TERM

These are the specific results that the Company is required to achieve in pursuing its basic mission "To provide solutions that protect the future of our customers." The time frame for long term objectives may range from 2 years to 5 years. In Jubilee, a complete long-term plan is prepared in order to devise the strategies in detail to achieve the objective of the Company. This plan is in the form of financial budget to facilitate the conversion of strategies into financial action plan. In Jubilee, objectives and strategies are kept consistent in order to achieve the target by utilising the resources of the Company efficiently and effectively. The long term objectives of the Company can be explained as under :

- To become most trusted alliance when it comes to insurance option.
- Expand the network
- To standout in the market

Above all, the Company utilises all the management tools for planning and budgeting in order to achieve its strategic objectives in different terms as well as to provide proper guidelines to the employees of the Company so that they can easily implement the operational plan accordingly

MANAGEMENT OBJECTIVES AND STRATEGIES

Following are the management objective with strategies and the relationship between the Company's financial results with defined objectives. These objectives work as guiding principles to achieve the overall mission of the Company. There has been no change in these objectives comparing with prior year:

Management Objectives	Strategies to meet the objectives	Relationship between Results and Objectives
Maintaining growth levels particularly in Gross Written Premium (GWP) and Contribution from Window Takaful Operations.	In order to maintain the GWP growth, efforts will be made to generate qualitative and quantitative business through various channels of distribution including Window Takaful Operations and Digital Retail Sales.	Gross Written Premium including Takaful Contribution has increased by 18.5% and the Company has achieved the inspirational target of gross premium/contribution of Rs.23 billion in 2024.
Maintaining healthy profitability of the business.	The operations of the Company will be run more efficiently and effectively by taking qualitative underwriting measures and for better returns, investments opportunities will be utilised properly.	The underwriting profit including technical profit of Window Takaful Operations has reached to Rs. 944 million reflecting an appropriate growth keeping in view the less-than-average claims incurred during the year as compared to last year. Finally with the support of Investment income the Company has been able to achieve the highest level of profit before tax of Rs. 5.82 billion and posted a phenomenal growth of 32% as compared to last year.
Maintaining healthy Investment returns with limited exposure to the uncertainties of the stock and money market.	Opportunities in stock market and money market whenever available will be tapped effectively and efficiently to optimise the returns keeping the stock market exposure within the tolerable limits.	The overall investment income has increased by 33% over the last year due to judicious strategy adopted to manage the investment portfolio
Maintaining Insurer, Financial Strength Rating with the local and international rating agencies.	Valuable suggestions and requirements will be implemented to get more financial strength as per the local and international standards of IFS Rating.	IFRS Rating of AA++ from both local rating agencies and B (Fair) rating from an international rating agency were maintained.
Increasing premium/contribution retention.	The retention capacities will be enhanced by underwriting balanced business mix for the overall portfolio.	Aggregate technical Net Premium / Net Takaful Contribution has increased by 9% over the last year due to trickle down impact of robust growth achieved in the premium/contribution under-written over the last year.
Increasing shareholders' wealth.	The management will make strenuous efforts to increase the profitability and financial strength of the Company.	Healthy cash dividend of 55% for the year 2024 has been declared by the Board of Directors.
Meeting and exceeding customer expectations.	Advance tools of IT and high-quality resource will be utilised for product development and product innovation.	During the year, several new steps have been taken to serve our customers in more efficient and effective way. Making improvements in our existing products and services are an ongoing process through which products and services are made day by day efficient and effective upto the satisfaction of our customers.
Retaining and attracting best employees.	The management will make best efforts for development of Human Resource by adding more professionals and competent staff in the team and also by arranging extensive training programme for the existing staff along with appropriate compensation for their work.	The Company is counted as one of the most reputable employers in Insurance sector of Pakistan. During the year, a number of young qualified professionals joined the Company. Furthermore, a MTO Program which were initiated in the previous year is continued to attract young talent.

ORGANISATIONAL RESOURCES

Organizational resources are all assets that are available to an organisation for use in the production of goods and services. These resources are also known as Capital which is utilised by the Company to achieve its strategic objectives. The Company utilises different resources to accomplish its strategic objectives, targets and goals. Following are the major resources of the Company:

1. Financial Capital
2. Human Capital
3. Physical / Manufactured Capital
4. Intellectual Capital
5. Natural Capital

1. FINANCIAL CAPITAL

All the financial resources of the Company are utilised effectively and efficiently under the policies and guidelines framed by the Board of Directors. Financial resources are also known as “Financial Capital” of the Company. Following are the brief descriptions of each major financial capital and their management by the Company:

A) CASH AND LIQUIDITY MANAGEMENT

In the Company, cash and liquidity management is a responsibility of Finance Department wherein experienced and trained staff is responsible to monitor and manage the liquidity on a regular basis under the supervision of professional managers and guidance of the Chief Financial Officer. JGI actively manages liquidity risk to ensure adequacy of cash flows to meet the policyholders’ obligation (including takaful participants) and to pay healthy dividends to the shareholders.

The Company actively manages liquidity risk to ensure adequacy of cash flows to meet the policyholders’ obligation (including takaful participants) and to pay healthy dividends to the shareholders. During the year, Rs.6,110 million and Rs. 964 million (2023: Rs. 6,022 million and Rs. 772 million) cash outflows have been made on account of payments of claims to policyholders/takaful participants and dividends to the shareholders, respectively. Currently, the Company has maintained liquid ratio of 1.00 (2023: 0.98) at December 31, 2024.

B) INVESTMENTS MANAGEMENT

Investments of the Company are one of the major components of Financial Capital. Effective and efficient investment management has always been a challenge in the economic environment of Pakistan. In the Company, there is a separate function for investment management where highly experienced staff manages the investments keeping up to date with the changes in the stock and money market of the country. The Head of Investments is responsible for the investment function and which is overseen by Board Investment Committee.

The investment function works as per the requirement of Code of Corporate Governance and this function is also segregated into Front, Middle and Back Office to ensure high level of internal controls as required by the Code of Corporate Governance. The investment position and its performance are reviewed regularly by the Board of Directors.

2. HUMAN CAPITAL

Generally, in all business and particularly in service sector, Human Resource are considered very important component. It is also called Human Capital of the Company. In the Company, there is a team of technical, trained and professional staff in their related respective fields to run day-to-day operations of the Company. The management is keen in development of the Human Resource and continuously arranging extensive trainings for the staff. The Human Balance Sheet has been well structured to cater the need of human resources for the thriving future and continuous growth of the Company.

JGI initiated #NextJen MTO program for new graduates during the year.

3. PHYSICAL / MANUFACTURED CAPITAL

All the Assets of the Company including intangibles are under the safe custody and adequately covered against any internal and external threat. The physical assets of the Company are utilised effectively and efficiently for business purposes. Through the Installation of door control devices, access to the Company’s premises is restricted to the staff/ authorised persons only by the use of Proximity Cards. In order to maintain record of fixed assets effectively and efficiently an integrated software module of “Fixed Asset Register” is implemented in the Company.

In addition to tangible and intangible fixed assets of the Company, being an insurance Company following is very important and valuable constituent of the Company's total assets:

REAL ESTATE PROPERTIES

Most prominent and valuable among the physical assets are Company's properties which include land and buildings. Jubilee General, being insurance company holds these properties which are maintained mainly for investment purposes whereby major portions are rented-out to earn rental income for the Company. However, as business of the Company is extended all over the country, therefore, the Company also utilises these properties as office premises of its different branches so that rent expense can also be reduced. All these properties of the Company are in the Company's name and duly registered under the relevant law. Legal titles of these properties are secured under valid registered documents.

4. INTELLECTUAL CAPITAL

Following are the intellectual Capital which Company first creates and then utilises in order to achieve further growth in business.

A) INTELLECTUAL PROPERTIES

Intellectual property refers creations of mind such as inventions, designs, logos, name and images which are used in commerce and service industry. The Company spends its financial resource to develop innovative insurance products and services. In order to make these products and services prominent and for effective marketing purpose, unique name and logos are developed and assigned to these products and services. JGI uses intellectual capital in their decision-making procedures that permit insurers to scale themselves according to the intellectual capital efficiencies and advance in strategies that will boost the company's financial performance. These titles, design and logos are also called trademarks and service-marks. Furthermore, the Company has also developed various Android Applications and introduced Web-Access/Portals of its different insurance products/services for its customers. All these products, services and their names and related logos are valuable intellectual properties of the Company.

In order to safeguard these intellectual properties, all trade and service marks are duly registered under the relevant laws in respect of the registration of trade and service marks in Pakistan so that these cannot be copied and/or utilised by any other organisation.

B) INFORMATION CAPITAL

All the information and data available within the Company and/or acquired by the Company is utilised for business purpose only to achieve the strategic objectives of the Company. The staff, holding information is bound to keep it confidential under the code of conduct of the Company. Information and data are gathered as well as arranged through the modern IT techniques/tools to make it more useful, effective and valuable for meeting the requirements of the relevant departments. Proper DRP sites are maintained for backup of data. IT systems are protected against any cyber-attack threats. Third party audit are also carried out to ensure safety and security of the information available in the IT system.

In today's world, data is considered most important resource for taking effective and long lasting and fruitful decisions.

C) SOCIAL AND RELATIONSHIP CAPITAL

It is the Company relationships with customers, partners, suppliers etc. Relationship Capital is one of the most important business assets as the future of the Company is also dependent the current position of the Company in market for its customers. Jubilee General has been working in the general insurance sector since 1953. Therefore, the Company's bondage with its customers, reinsurers, reinsurer brokers, suppliers, surveyors, service providers and all other stakeholders is exemplary. In the branches and staff of the Company working there try their best to satisfy the customers in order to build a healthy and long-term relationship with them. JGI has an exceptionally clear strategy to keep up with its standing, disposition to managing clients and different partners. puts JGI holds with its clients to sustain associations with different partners like reinsurers, merchants, banks, sellers and so forth are additionally founded on this drawn out vision.

5. NATURAL CAPITAL

Natural capital may also be recognise as one of the capital resources of the Company. This includes all the renewable and non-renewable environmental resources that were and still are the part of company's productivity and prosperity. These resources include all the natural minerals that are being produced, air, water, forest, soil and animals etc. which help humans to survive in this universe. In order to maintain the environmental conscientious, Jubilee General has now modern means communication instead of using papers in order to establish eco-friendly atmosphere throughout its operations of the Company. Jubilee General has also started to take initiative with respect to climate change and thus achieving zero carbon emission.

Although the natural capital does not cost the Company. However, Company understands its responsibility for the protection of natural environment. Therefore, Jubilee General has also started to take initiative with respect to climate change and thus achieving zero carbon emission.

ORGANISATIONAL RESOURCE PLAN

It is not integral that a company should possess all the resources in plenty of quantity and it is a fact that resources are always available in scarcity. Therefore, resource allocation is very important part of the management process. It is a process and strategy involving a company deciding where scarce resources should be used in order to get maximum benefit in the production of good and services. In Jubilee General, due care is taken while utilising the resources. Following tools are adopted in the Company to ensure effective, efficient and optimum utilisation of resources:

1. STRATEGIC PLANNING

Resource allocation begins at strategic planning when a company formulates its vision and goals for the future. The vision and strategic goals are accomplished through achievement of objectives. In Jubilee General, the higher management prepares a comprehensive strategy which is presented to the Board of Directors for its approval. This strategy reflects Company's long-term objectives. After due deliberation and profound thinking process, strategy is finalised to achieve the objectives of the Company.

2. BUDGETING

Once the strategies have been finalised to achieve the objectives, sufficient resources are allocated to accomplish these objectives. The detailed numerical form to achieve these objectives is called budget wherein due care is taken to utilise the sources effectively and efficiently. Budget is made for one year which is also broken down on monthly basis to compare the same with actual results and for detailed variance analysis.

3. LOGISTIC MANAGEMENT

The resources are also moved to where they need to be in order to accomplish the Company's objectives. Planning is the process by which a company manages the flow of resources into and flowing out of the Company. The Company's management takes into consideration all the logistic arrangements for optimum utilisation of resources.

SIGNIFICANT CHANGES IN ASSETS & LIABILITIES

The Company's performance comparison is available in the Directors' Report. The other significant changes for the purpose of the comparison from the last year are as follows:

- 25% decline in cash and bank balances
- 1.28 times growth in book value of total assets
- 1.04 times growth in market value of total assets

LIQUIDITY MANAGEMENT STRATEGY

Our core liquidity policy is to retain sufficient funds in the form of unencumbered liquid assets to meet potential funding requirements arising from range of obligations and therefore, the Company is not supposed to be exposed to any liquidity shortfall.

The Company has maintained optimum liquid investments and deposits which make it more robust and weightier in order to coup-up with any kind of liquidity requirement in short term as well as long term time span. Special emphasis is given to diversification of the liquid assets to meet our residual funding needs. All long-term liquidity requirements are considered, both in our planning process and while managing financial market risk. Early Warning System is in place to timely indicate any expected short fall of the liquidity in future. The liquid asset ratio as at December 31, 2024 is 1.00 (2023: 0.98).

KEY SOURCES AND CAPABILITIES

Jubilee General is a market leader in the insurance sector and has retained its position as the top organisation introducing novel products and fresh ideas. Jubilee General is firmly convinced that diversity is essential to any Company's development since individuals with distinctive qualities may contribute value to it and aid it in achieving its objectives. Jubilee General is in charge of using a big pool of resources, which gives us a considerable competitive advantage over our competitors. The Company maintains continuous goals and plans in order to reach the target through making efficient and effective use of available resources. Innovative digital solutions are becoming common in the insurance industry and are good for profitability. Customers today prioritise convenience; therefore, technological innovations have emerged as a crucial driver of both client retention and base growth. The Company anticipates that adoption of cutting-edge technologies will provide it a competitive edge in the market and have a substantial impact on its performance. In order to facilitate its consumers, the Company has also created Android application and introduced web-access/portals.

VALUE CREATED BY THE BUSINESS

In Jubilee General, the value created by the business is a combination of many activities that has taken place by the staff of the Company and also by the consumers who showed their faith in our Company and trusting us to provide security to them when they need.

The first and the foremost source of the Company are the employees working there and showing their loyalty by giving their 100%. Then come the policyholders who are an important part of our organisation as they trust Jubilee General. Moreover, the agents play an important role in building the value of our Company. Other sources are the suppliers of the Company which includes surveyors, health service providers, workshops and supplies from whom Capital Asset are bought. Then, we have banks which helps us in our investment and last but not the least is the Government bodies.

The value create by the business has been mentioned in the statement of value added in 'Performance and Position' section of this Annual Report.

EFFECTS OF TECHNOLOGICAL CHANGE, SOCIETAL ISSUES, ENVIRONMENTAL CHALLENGES AND RESOURCE SHORTAGES

JGI Uses Business Strategy as well as business dynamics take a considerable impact of various internal and external changes. Although, the internal changes sometimes pervasive, however, these are usually well planned therefore, do not have negative impact on the business plans and strategies however the external changes i.e. technological, societal and environmental have deep impact on the business and related strategies.

Following are the important external factors which are considered by the Company while devising strategies and updating the business model.

TECHNOLOGICAL CHANGES

In this modern world, handful of accelerating technology trends are poised to transform the very nature of general insurance. Particularly, in motor insurance, in the west it is expected that the risk will shift from drivers to the artificial intelligence (AI) and software behind self-driving cars. Satellites, drones, and real-time data sets taken from the motor vehicle will give insurers unprecedented visibility into the risk around facilities, leading to greater accuracy while assessing risk for underwriting. Although, in Pakistan, it is not expected that things will change with the same pace as currently changing in the west, however, a need to use telematics to enable the insurer to assess the risk based on real-time data is increasing day by day. Furthermore, the Android applications have enabled the user for a quick and easy journey from getting general insurance till the settlement of the claims.

Jubilee General takes every step to work with advanced technology in order to cope with the technological changes in society. Therefore, greatest attention is given to the IT Systems to automate the processes covering from providing insurance services till the settlement of claims. Furthermore, the Company is also considering the use of advanced technology and devices in order to analyse the risk so that appropriate risk coverage products/services can be offered to our modern-day customers at appropriate premium.

SOCIETAL ISSUES

Change in population, particularly the demographic distribution along with the change in the lifestyle will have a profound impact on the insurance company as the demand of the certain insurance products and distribution channels may vanish and become obsolete respectively. Furthermore, increase in proportion of educated and younger generation in society will have great impact on the demand of certain services and technologically based consumer journey i.e., through Mobile Applications. Jubilee General also consider this as an important factor and continuously making its product/services as well as distribution channels, more advanced and efficient through the use of advanced IT technologies and hence embrace itself to coup with the future requirements of the modern generation.

Other change in in the population such as human rights, health consciousness, level of the poverty and collective value of the society has a vast impact on the business and strategies of the Company which are also considered while making/ developing new products/services and choosing distribution channels for its marketing and sales so that these challenges can be addressed accordingly.

ENVIRONMENTAL CHALLENGES

Insurers have a far more sophisticated understanding of climate risks than many other industry sectors – insurers have been using tools to predict weather-related disasters for decades and they are exposed to claims whenever there is a climate-related event. The insurance industry is in a unique position in relation to the changing environment as insurers not only pay claims to indemnify insureds for climate-related damage, but they also fund the economy through their significant investment portfolios. Increase in the frequency of natural disasters and global warming are the threats which will change the business dynamic in future to a great extent. In Jubilee General, this is considered a very important and, therefore, underwriting risks are minimised by ensuring the mitigating factors which are necessary to avoid perils caused by climate change. As it is understood that the climate is not controllable, therefore, the mitigating actions/tools that can be implemented by the insured are only remedy of any loss to the insurable Interest.

Jubilee General Insurance has robust risk assessment procedure for the underwriting purpose so that the negative impact on the business due to climate change can be minimised. The Company applies modern tools to monitor the risk concentration at any particular location.

RESOURCE SHORTAGE

Since past few years, soon after the Covid-19 pandemic took place, many companies have been declining in keeping check and balance about resource shortage. Being a top insurance company, human resources are the utmost important resource for Jubilee General. In order to achieve Company's long-term corporate objective, Jubilee General has detailed succession plans to ensure sustained future leadership.

Beside the above changes, there are certain traditional challenges i.e., scarcity of resources and idle capacity which are addressed through modern tools i.e. by measuring marginal contribution from the limited resources in order to get maximum benefit. Furthermore, idle capacity challenge is addressed through diversion of idle resources from one branch/unit/product/service line to the other, so that efficient and effective utilisation of these resources can be ensured.

Above all, the Company take utmost care while devising future strategies to make the business more value added and successful.

SPECIFIC PROCESSES USED TO MAKE STRATEGIC DECISIONS

The management is in charge of carrying out the activities successfully and efficiently as well as putting into practice the agreed strategy and long-term objectives of the Company. However, while taking strategic decision following factors are Considered.

INTEGRITY

Our belief at Jubilee General is to guide our work ethics, and we are morally and socially committed towards protecting the interests of society as a whole. We uphold the highest standards of customer service and act with honesty and integrity in all of our business operations. In order to identify any matches or prospective matches with the designated prescribed persons through an appropriate screening system, the Company has built the necessary mechanism, method, and procedures for screening and monitoring customers, suppliers, and employees. The Company is dedicated to upholding the greatest standards of integrity, transparency, and responsibility. Jubilee General wants to make sure that it conducts its business while upholding moral standards.

ETHICS

From the top to the bottom echelons, our DNA is imprinted with respect for the law, tolerance for opposing ideas, and, most importantly, a commitment to never intentionally injure anyone. We make sure that all applicable laws and rules are followed. We have definite policies on morality and good manners that point our personnel in the same way. We encourage teamwork, respect for others, generosity, harmony, cooperation, and trust. Above all, we aim for excellence in everything we do for the benefit of society as a whole. The Company is committed to sustaining the highest standards of accountability and openness. It seeks to ensure that business adheres to moral principles.

FOCUS & ACTION-ORIENTED

Jubilee General is aware of the obligations and demands placed on organisations to give back and advance society. The Company is still committed to exceeding clients' expectations. We think that education, health, culture, and sports are the cornerstones for the wellbeing and development of future generations, hence these are our key areas for positive intervention. Our business ensures that every team and employee have well-defined objectives so they can monitor their progress and assess how their job benefits the business. Regular, structured performance dialogues throughout the organisation foster a more focused attitude and management mainly oversees the procedures.

ATTITUDE TOWARDS RISK

In order to reduce the impact of risk on an organisation's capital, earnings and profits and protect the Company through an opportunity-focused approach. Risk management is the process of planning, organising, leading, and managing the operations of an organisation.

The Company periodically reviews its risk management policies and processes to account for changes in the market and its operations. The Company strives to create a disciplined and productive control environment in which all workers are aware of their responsibilities through training and management.

CRITICAL PERFORMANCE INDICATORS

Critical Performance Indicators (CPIs) are measurable values that demonstrate how effectively an organisation is achieving key business objectives. These objectives are critical for the existence and future growth of an organisation. Organisations use CPIs to evaluate their success at reaching targets.

Jubilee General, in order to measure its magnitude of achievements, has identified CPIs which are calculated on monthly, quarterly and annual basis in order to measure the performance of the Company against targeted goals. Variances are calculated by comparing actual results with budgeted targets so that the strategies and operational techniques can be modified in order to get better results in future.

COMPANY'S CRITICAL PERFORMANCE INDICATORS

The Company has demonstrated unwavering performance within the general insurance sector in most Key Performance Indicators. Following are the management objectives, Critical Performance Indicators (CPIs) which also help to measure the Company's performance and setting the targets ahead:

Management Objectives	CPIs
Maintaining growth levels particularly in Gross Written Premium (GWP)/Takaful Contribution to increase market share.	Growth
Maintaining strong profitability of the business.	Profitability
Increasing premium/contribution retention.	Net Premium/Contribution earned
Maintaining healthy Investment returns with limited exposure to uncertainties of stock and money market.	Investment income/return
Maintaining Insurer Financial Strength Ratings.	Financial Strength Ratings
Increasing shareholders' wealth.	Healthy profit distribution and robust capital structure
Meeting and exceeding customer expectations.	Product development and innovation
Retaining and attracting best employees.	Adequate Human Balance Sheet

The management is fully determined to meet its objectives all the time as all the above-mentioned CPIs will remain relevant in future as well.

METHOD, ASSUMPTIONS IN IDENTIFYING AND COMPILING CPIs

Identification and selection of the relevant CPIs is dependent on industry in which the organisation operates. In Jubilee General certain CPIs are well-known indicators which are considered in the insurance sector as critical for the growth of an Insurance Company which are Gross Written Premium / Contribution and market share of the Company. Targeted rate of growth and percentage of share in market is set after a profound process considering the economy of the country and with the consultation of the business producers. These targets are part of the organisation long term plan which is duly approved by the Board of Directors.

The second important CPI is profitability of business. The profit of the Company is dependent on the underwriting results and investment income. Magnitude of underwriting income represents the quality of underwriting and it is one of the key factors reflecting viability of core business. Target of underwriting income is set on year-to-year basis and these are also part of approved long-term plan of the Company. Underwriting Income is heavily dependent on the premium / contribution retention ratio (the ratio to measure the level of risk in monetary terms which is being carried by an insurer rather than being passed to reinsurer). It is a great challenge for an insurance company to increase the retention ratio without jeopardising the underwriting results of the Company. Therefore, retention ratio is set very carefully keeping in view all the relevant factors. Another crucial factor in profitability is Management Expenses. The Company set limits for each expense considering the revenue targets. The amount of expenses and expenses ratio are monitored vigilantly. Performance against this CPI is evaluated against targeted ratio on quarterly and annual basis.

The Investment Income reflects the level of efficient utilisation of funds of the Company. The investments returns are set with stock market and money market benchmarks. The actual investment income is compared with these benchmarks on quarterly basis and variances are worked out to improve the performance accordingly. Furthermore, a realistic target is set for the investment income at the beginning of the year and which is monitored on quarterly basis for performance evaluation purposes.

Monitoring of Insurance Financial Strength (IFS) Ratings is one of important CPIs as due to a strong financial strength rating, the Company would be able to underwrite large risks and avail better re-insurance terms from the re-insurers. Furthermore, clients while obtaining insurance cover for their assets are necessarily consider the IFS rating of the Company. Therefore, it is necessary that the Company monitors the IFS rating and the same is renewed on yearly basis with both local rating agencies and one international rating agency for its undoubted affirmation. The management on periodic basis also carried in-house evaluation for certain indicators which are considered vital for good IFS rating.

It is ultimate goal of a listed Company to increase the shareholders' wealth. Therefore, all the CPIs are evaluated keeping in view that the Company announcements in the Pakistan Stock Exchange for profit or/and dividend declaration cause to increase the shareholders' wealth.

In order to face modern technological changes coming in the insurance sector, the Company is all the time spirited for meeting and exceeding customer expectations. Under this CPIs, the performance of Company is dependent on the number of new innovative products introduced during the year and their quality and acceptability in the market. Each product's performance is reviewed thoroughly and variances are considered to increase future performance accordingly.

Human Capital of the Company is one of the key sources to carry overall operations. In service sector, the quality of human resource is directly proportionate to the growth of the Company. Therefore, it is aimed in Jubilee General that adequate human balance sheet should be maintained by retaining and attracting best staff. The HR matters and performance of management with respect to Human Resource Management are monitored and evaluated with the relevant CPI by the Board Human Resource and Nomination Committee heading by an independent director.

All the above, CPIs have been identified under normal circumstances and have been set considering the assumptions such as appropriate growth in economy, stable political condition, improved law and order situation in the country, catastrophic peril remain under averaged limits, adequate performance of stock market without witnessing any intense volatility. However, if any condition deviate from its normality, the impact is evaluated with the performance of peer group under the same CPIs.

Above all, through the monitoring of these CPIs, the Company is able to compete in the industry and create value for all its stakeholders and society.

BUILDING RESILIENCE FOR A SAFER FUTURE

RISKS &
OPPORTUNITIES

12





RISKS

Risks are inherent in the businesses and can relate to strategic threats, operational issues, compliance with laws, and reporting obligations. In order to deliver value to all stakeholders, it is important that the Company understands and manages the risks faced across the entire organisation.

RISK GOVERNANCE

The Board of Directors of Jubilee General Insurance Company (the Company) are entrusted for ensuring that the Company has a robust process in place for assessment of principal risks facing the Company, including those that would threaten the business model, future performance, solvency or liquidity. In the Company, Board of Directors, has managed to govern the risks to the Company effectively and efficiently. In order to oversee these risks, the Board has formed an Enterprise Risk Management Committee which oversees, governs the Risks to the Company according to the guidelines approved by the Board.

ENTERPRISE RISK MANAGEMENT - ERM

The Board of Directors has approved a Comprehensive Risk Management Policy & Framework. The objectives of the policy include assurance that business activities of the Company are undertaken within approved risk appetite and tolerance levels.

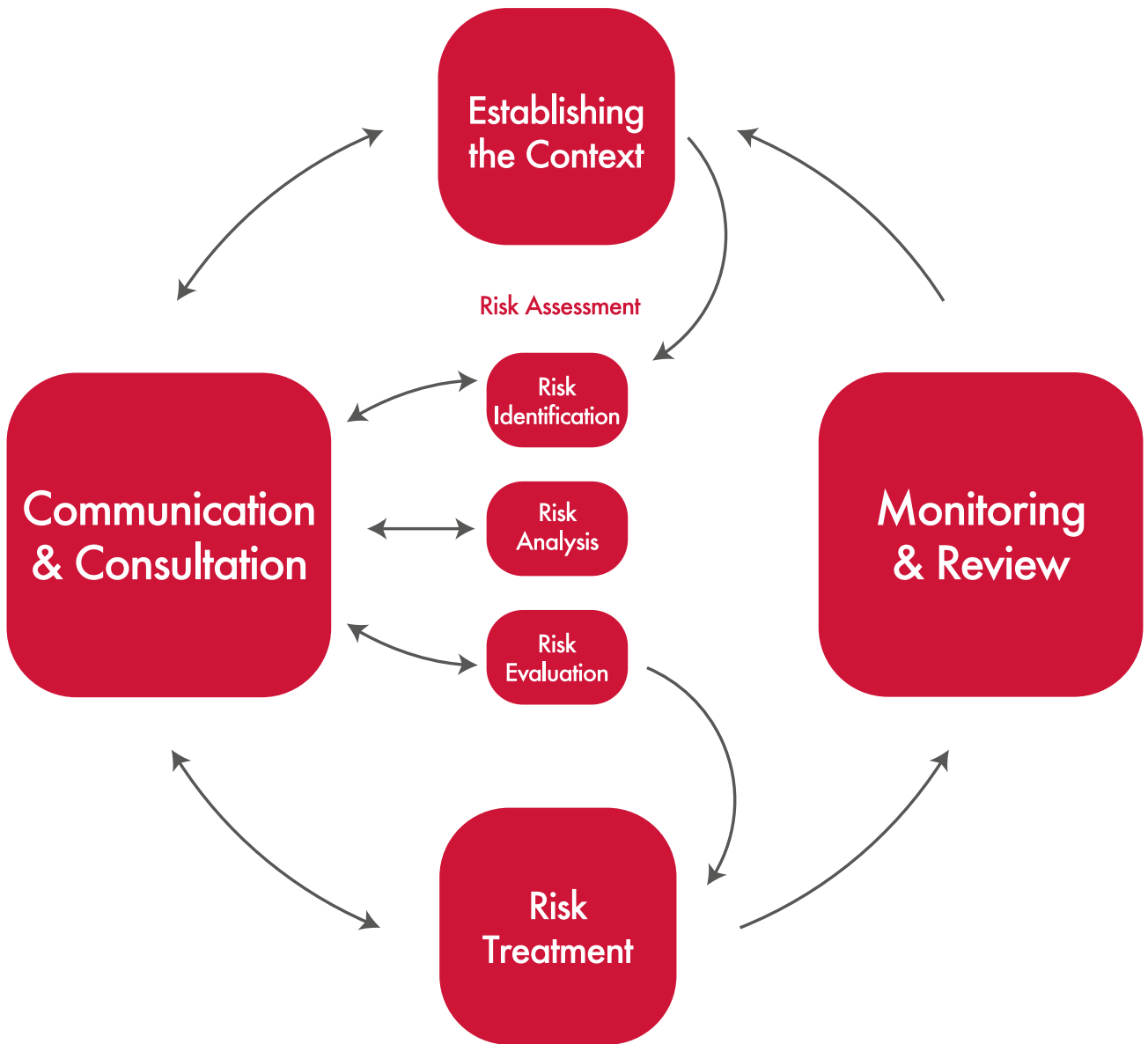
Formally established ERM program within the Company has designated oversight of the Board to monitor the risk management process. The ERM framework serves as a base of ERM program ensuring comprehensive, consistent and efficient management of all material risks and opportunities. The key objective of the risk management system is to support business success and protect the Company through an opportunity-focused but risk aware decision-making process.

The Risk Management System is intended to systematically and continually identify, assess, control, monitor and report risks and opportunities; sets risk tolerances based on our overall corporate targets, in order to support the achievement of strategic objectives and to enhance risk awareness throughout the Company.

The Company's risk management main functions are described as under:

Functions	Descriptions
Establishing the context	To understand the organisational objectives, internal & external environment and understanding the need of stakeholders.
Identification	To identify and describe risks, to find and document sources, events, causes consequences with special reference of their likelihood and impact.
Analysis	Comprehend the nature of risk and determine the level of a risk and its potential severity.
Evaluation	Compare the results of risk analysis with risk criteria to determine whether the risk is acceptable.
Response	Modify the risk by mitigating, avoiding, transferring, or accepting the risk.
Monitoring	Continually check the status of a risk to identify change from the required or expected performance level.
Reporting	Inform and engage in dialogue with stakeholders regarding the current state of risks and their management.

ERM - MODEL



KEY RISKS ANALYSIS

All types of risks necessitate a unique risk management strategy and must be managed independently. The following significant risks have been identified, as well as their repercussions, risk rating, and mitigation methods that the organisation has implemented to control them.

RISK	RISK FUNCTION	RISK TYPE	AREA OF IMPACT	RISK CATEGORY	RISK LEVEL	IMPACT	MITIGATION STRATEGY	SHORT/MEDIUM/LONG TERM	LIKELIHOOD
Economic & Political Risk	Difficult business conditions resulting from economic and political instability may prove to be an impediment in the plans of the Company to achieve its business objectives	Operational	Financial Capital	External	High/ Low	Unfavourable impact on business objective	The Company has cautious approach to deal with such risks and develops niche products to maintain and increase its market share without compromising its profitability.	Medium term	Likely
Strategic Risk	The uncertainties and untapped opportunities are challenge for the Company, such as increased competition from existing players and new entrants including Takaful companies/operations in takaful / insurance market	Strategic	Financial Capital	External	Low	Unfavourable impact on business objectives	The Company relies on its personalised service and customised products to retain its customer base and increase its market share. Strategic risk management process performed by the management to manage risks and scenarios that could impede the organisational ability to achieve its strategy and strategic objectives	Long term	Unlikely

RISK	RISK FUNCTION	RISK TYPE	AREA OF IMPACT	RISK CATEGORY	RISK LEVEL	IMPACT	MITIGATION STRATEGY	SHORT/ MEDIUM/ LONG TERM	LIKELIHOOD
Insurance Risk	The risk under any insurance contract is the possibility that the insured event occurs and the uncertainty in the amount of compensation to the insured. Generally, most insurance contracts carry the insurance risks for a period of one year	Operational	Financial Capital	External	Low	Unfavorable impact on profitability	The Company's exposure is mitigated by employing a comprehensive framework to evaluate, manage and monitor risk. This framework includes implementation of underwriting strategies which aims to ensure that the underwritten risks are well diversified in terms of type and amount of the risk to achieve a balanced mix and adherence to underwriting guidelines. Adequate reinsurance is arranged to mitigate the effects of the potential loss to the Company from individual to large or catastrophic insured events	Medium term	Unlikely
Reinsurance Risk	Reinsurance ceded does not relieve the Company from its obligation to insured and as a result the Company remains liable for the portion of claim reinsured in case of inability of the reinsurance to discharge its obligation	Operational	Financial Capital	External	Low	Unfavourable impact on profitability	To minimise its exposure to losses from reinsurer insolvencies, the Company maintains diversified reinsurance panel, representing first class security and spread over several geographical regions. The Company also ensures that 80% of all reinsurance treaties are backed by at least "A" rated reinsurers including Pakistan Reinsurance Company Limited and remaining by "BBB" rated	Medium & Long term	Unlikely

RISK	RISK FUNCTION	RISK TYPE	AREA OF IMPACT	RISK CATEGORY	RISK LEVEL	IMPACT	MITIGATION STRATEGY	SHORT/ MEDIUM/ LONG TERM	LIKELIHOOD
Capital Adequacy Risk	The risk of not meeting the regulatory requirements for Capital, Solvency, and/or discharge Company's obligations	Financial	Financial Capital	Internal	Low	Unfavourable impact on financial strength	The Company maintains its Capital adequately to meet the regulatory requirements with safe margins. The Company ensures to maintain Solvency Margin well over and above the regulator's requirement. The Company also assess Capital adequacy using different Capital models.	Long term	Unlikely
Credit Risk	The possibility that the counter party / insured may fail to discharge its obligation for payment and cause the Company to incur a financial loss	Financial	Financial Capital	External	Medium	Unfavourable impact on profitability	The Company attempts to control credit risk by monitoring credit exposures by undertaking transaction with many counter parties in various industries and by continually assessing the credit worthiness of counter parties	Long term	Moderate
Investment Risk	The changes in stock market variables and interest rates may affect future cash flows of financial instruments	Financial	Financial Capital	External	Low	Unfavourable impact on profitability and net wealth	The Company limits market risk by maintaining a diversified portfolio and by continuous monitoring of developments in equity, money market fund and term finance certificates (TFCs) markets. In addition, the Company actively monitors the key factors that affect stock, money market and TFCs market.	Long term	Moderate

RISK	RISK FUNCTION	RISK TYPE	AREA OF IMPACT	RISK CATEGORY	RISK LEVEL	IMPACT	MITIGATION STRATEGY	SHORT/ MEDIUM/ LONG TERM	LIKELIHOOD
Reserve Risk	The Risk of inadequate reserve to meet future insurance obligation	Operational	Financial Capital	Internal	Low	Unfavourable impact on profitability	The Company has developed a policy to monitor and improve the reserves level periodically to control this risk	Medium and Long term	Unlikely
Liquidity Risk	The Company may encounter difficulty in meeting financial obligations associated with insurance and reinsurance	Financial & Reputational	Financial / Social & Relationship Capital	Internal	Low	Unfavourable impact on profitability and reputation	The Company manages its liquidity by maintaining healthy cash and cash equivalents and other liquid assets balances. The maturity profile of financial assets and liabilities are also closely monitored for this purpose.	Short & Medium term	Unlikely
IT Risks	The development in Information Technology and its emerging challenges may affect the Company's operational process	Operational	Financial Capital	Internal / External	Low / Medium	Unfavourable impact on operational activity	The Company continuously upgrades its IT systems which are managed by able officers and regulated by a formal policy with Disaster Management System.	Medium & Long term	Unlikely

RISK	RISK FUNCTION	RISK TYPE	AREA OF IMPACT	RISK CATEGORY	RISK LEVEL	IMPACT	MITIGATION STRATEGY	SHORT/ MEDIUM/ LONG TERM	LIKELIHOOD
Regulatory Risk	The Company operates in an industry that is highly regulated. Therefore, failure to meet regulatory compliance may expose the Company to fines, other penalties and reputational risks	Financial & Reputational	Financial / Social & Relationship Capital	Internal	Medium	Unfavourable impact on operational activity and reputation	The Company's management is fully aware of applicable laws and regulations and assures their compliance. Changes in applicable laws are monitored and reported to the Board. The Company engages with regulators through Insurance Association of Pakistan to ensure that industry views are represented	Medium & Long term	Unlikely
Safety & Security Risk	Risk of loss/damage to the resources of the Company from external deliberate/ accidental attack/ threats	Financial & Reputational	Financial / Intellectual / Human Capital	External & Internal	Low	Unfavourable impact on operational activity and reputation	The Company ensures appropriate safety and security of all its organisational resources by placing physical security measures. Furthermore, systems are placed to handle any threat of cyber-attacks	Short & Medium term	Moderate

KEY OPPORTUNITIES ANALYSIS

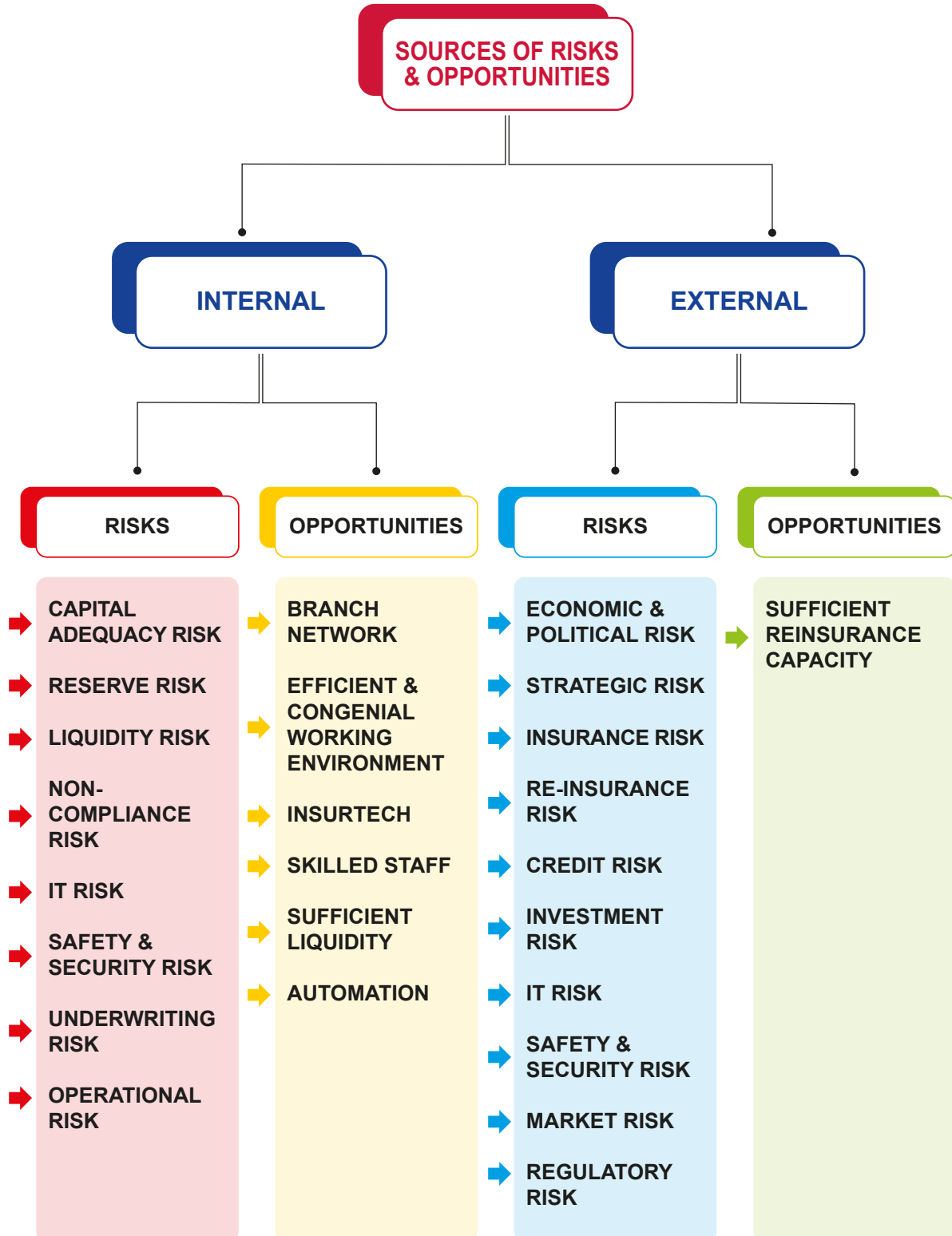
Following are major opportunities available to the Company and their impact with special reference to its insurance business along with strategies to materialise them.

OPPORTUNITIES	AREA OF IMPACT	SOURCE	KEY SOURCE OPPORTUNITY	STRATEGY TO MATERIALISE	SHORT/ MEDIUM/ LONG TERM	LIKELIHOOD
Branch network	Financial / Human Capital	Internal	Low market penetration creates future opportunities to explore untapped market segments and increase market share	The Company has 26 fully functional branches spread over in four provinces and Capital territory of the country and these branches have sufficient skilled staff to generate business efficiently	Medium & Long term	Likely
Sufficient Re-insurance Capacity	Relationship Capital	External	Diversification of business and awareness of insurance create new requirements and need of customers in order to cover their variety of risks effectively and efficiently	By having more than 70 years of working experience in the insurance sector, the Company has good and exemplary relationship with the renowned global reinsurers and brokers resultantly acquiring sufficient capacity to cater the needs of its insured	Medium and Long term	Likely
Efficient and congenial working environment	Human Capital	Internal	Provide congenial work environment where employee feels motivated for work	The Company has effective environment without excessive work pressure. Continuous training and development of employees make them more equipped to pay-off their responsibilities	Short & Medium term	Moderate
Insurtech	Financial Capital	Internal	Use of online sales and modern business tools are inevitable to serve the customers in more efficient and timely manner as per their requirements in future world	Just like in previous years, the Company will continue to invest sufficient resources to generate Web and Android Applications to facilitate its customers to get insurance while sitting in their homes at any point of time	Short and Medium term	Moderate

OPPORTUNITIES	AREA OF IMPACT	SOURCE	KEY SOURCE OPPORTUNITY	STRATEGY TO MATERIALISE	SHORT/MEDIUM/LONG TERM	LIKELIHOOD
Skilled staff	Human Capital	Internal	Services sector growth is dependent of the best and state of arts services to its customers from choosing of appropriate risk covers till the dealing of their claims (if any) with utmost efficiency	The Company having high skilled staff which are available to facilitate customers for choosing suitable product of insurance in order to sufficiently cover their respective risk and efficiently support them to process their claims (if any)	Long term	Likely
Sufficient liquidity	Financial Capital	Internal	Optimum liquidity is necessary to be maintained to fulfill the fund requirement for the payment of claims without losing good investment opportunities	The skilled staff through modern monitoring tools, maintain sufficient level of funds for liquidity in order to meet the fund requirements without jeopardising the good investment opportunities	Short term	Likely
Automation	Financial Capital	Internal	In order to cater the need of modern business world requirements, implementation of automated processes is compulsory	The Company is continuously engaged in adopting automated processes for its internal operating procedures in order to fulfill its contractual responsibility on timely and efficient manner	Short-term	Likely

SOURCES OF RISKS & OPPORTUNITIES

Jubilee General being one of the biggest insurance companies faces many risks and opportunities in the market of insurance. These risks and opportunities are divided into two parts, internal and external sources for the proper analysis and evaluation in order to devise an strategy to mitigate the risk and availing the Opportunities. Following chart reflects classification of Risks and Opportunities in Jubilee General:



INTERNAL SOURCES OF RISKS

CAPITAL ADEQUACY RISK

The risk of not meeting the regulatory requirements for Capital, Solvency, underwrite large risks and/or discharge Company's obligations. As a result, both the Company's credit rating and the renewal of its trading license may be impacted.

RESERVE RISK

The Risk of inadequate reserve to meet future insurance obligation. The actual runoff of claims is volatile. Both the frequency and the intensity are erratic. Keep in mind that this also includes any reserves created by the claims department.

LIQUIDITY RISK

The risk of liquidity is the possibility that the Company would not be able to pay its debts when they are due or that it will have to do so under conditions that are materially unfavorable. The Company's approach to managing liquidity is to make sure that it will always have enough cash on hand to pay its obligations when they are due, both under normal and stressful circumstances, without suffering unacceptable losses or running the risk of harming the Company's reputation.

NON-COMPLIANCE RISK

The Company operates in an industry that is highly regulated. Therefore, failure to meet regulatory compliance may expose the Company to fines, other penalties and reputational risks.

IT RISK

The development in Information Technology and its emerging challenges may affect the Company's internal operational process.

SAFETY AND SECURITY RISK

Risk of loss/damage to the resources of the Company from internal deliberate/ accidental attack/ threats.

UNDERWRITING RISK

The organisation faces a considerable risk from effective underwriting. This risk would be relevant if the applicant pool was not carefully chosen, which would increase the likelihood of a high claim ratio. Additionally, it would put the business at risk of unjustified financial losses, raising further questions about liquidity.

OPERATIONAL RISK

The corporation has a higher level of operational risk since it engages in a sector of the economy that demands a high degree of estimating supported by corporate infrastructure. The main cause of this risk is incorrect loss estimation brought on by incompetent human resource management or ineffective system resources. Other potential sources include incorrect transaction processing, rules not being followed, fraud, failure to carry out assigned tasks, technological hazards, and so forth.

INTERNAL SOURCES OF OPPORTUNITIES

BRANCH NETWORK

Low market penetration creates future opportunities to explore untapped market segments and increase market share.

EFFICIENT AND CONGENIAL WORKING ENVIRONMENT

Provide congenial work environment where employee feels motivated for work.

INSURTECH

Use of online sales and modern business tools are inevitable to serve the customers in more efficient and timely manner as per their requirements in future world.

SKILLED STAFF

Services sector growth is dependent of the best and state of arts services to its customers from choosing of appropriate risk covers till the dealing of their claims (if any) with utmost efficiency.

SUFFICIENT LIQUIDITY

Optimum liquidity is necessary to be maintained to fulfill the fund requirement for the payment of claims without losing good investment opportunities

AUTOMATION

In order to cater the need of modern business world requirements, implementation of automated processes is compulsory.

EXTERNAL SOURCES OF RISKS

ECONOMIC & POLITICAL RISK

Economic and political unpredictability may make it more difficult for the Company to carry out its strategies and achieve its goals for the firm. Instability in politics, terrorism, conflict or riots, scenario of declining law and order, frequent gas and electricity outages, inflation and exchange rate fluctuation are few things that could happen to prevent the Company from reaching its goals. There are not enough basic amenities available in the nation.

STRATEGIC RISK

Uncertainties and unexploited prospects pose challenges for the Company, such as heightened rivalry from established players and new entrants, including Takaful businesses and operations in the takaful / insurance sector.

INSURANCE RISK

Any insurance contract's risk is the potential occurrence of the covered event and the unpredictability of the insured's payout amount. The insurance risks are typically covered by most insurance policies for a year. Through the issuance of general insurance contracts, the Company accepts insurance. The most important risks for these general insurance contracts are caused by disasters like fire, earthquakes, terrorism, and atmospheric disturbances. Epidemics pose a considerable risk to contracts for health insurance.

REINSURANCE RISK

The ceded reinsurance does not relieve the Company of its commitment to the insured, and as a result, the Company remains liable for the portion of the claim reinsured in the event that the reinsurance is unable to perform its obligation.

CREDIT RISK

The possibility that the counter party / insured may fail to discharge its obligation for payment and cause the Company to incur a financial loss. The Company attempts to control credit risk by monitoring credit exposures and undertaking transactions with a large number of counter parties in various industries and by continually assessing the credit worthiness of counter parties.

INVESTMENT RISK

This is the risk of the investments performing poorly and falling short of the obligations. This is controlled by creating an appropriate investing strategy for the fund. The future cash flows of financial instruments may be impacted by changes in interest rates and stock market variables.

IT RISKS

The emergence of new difficulties in information technology and how they may affect it could have an impact on how the Company operates. A significant risk for the organisation is the loss of sensitive data or unauthorised data intrusion, as well as technological malfunctions or failure, which could harm the organisation's reputation, ability and trust, further affecting business operations and financial results. It is considered as both internal and external risk.

SAFETY & SECURITY RISK

Risk of loss or harm to the resources of the Company from external deliberate or accidental attack or threats may also result to the financial loss for the Company.

MARKET RISK

Market risk is the chance that shifts in market prices will induce changes in a financial instrument's fair value or future cash flows. Interest rate risk, foreign exchange risk, and other price risks are all included in market risk. The Company manages its exposure to market risk by adhering to internal risk management guidelines.

REGULATORY RISK

The Company operates in an industry that is highly regulated. Therefore, change in regulation may impact the operations and business of the Company.

EXTERNAL SOURCES OF OPPORTUNITY

SUFFICIENT RE-INSURANCE CAPACITY

Diversification of business and awareness of insurance create new requirements and need of customers in order to cover their variety of risks effectively and efficiently.

ESTABLISHMENT OF COMPANY'S RISK MANAGEMENT POLICIES

In order to provide guidance and ensure the efficiency and effectiveness of Risk Management function in the Company, the Board of Directors(BoD) has constituted Board Risk and Compliance Committee(BR&CC). All the members of the Board Risk Committee has professional and technical capabilities to oversee the Risk Management function at Board level and fully assist the BoD in the overall governance of Risk Management in the Company.

The Company's risk management policies are established which are duly reviewed by BR&CC and approved by the BoD to identify and analyse the risks faced by the Company, to set appropriate risk limits and controls, and to monitor risks and adherence to limits. Risk management policies and systems are reviewed regularly to reflect changes in market conditions and the Company's activities. The Company, through its training and management standards and procedures, aims to develop a disciplined and constructive control environment in which all employees understand their roles and obligations.

In order to oversee Risk Management function in the Company at Management level an Enterprise Risk Management Committee(ERMC) has been constituted. The Risk Committee monitors compliance with the Company's risk management policies & procedures and reviews the adequacy of the risk management framework in relation to the risks faced by the Company. Furthermore, ERMC summarises the findings and recommendation to report to BR&CC for further guidance and feedback.

STRATEGY TO OVERCOME LIQUIDITY PROBLEMS

The Company's liquidity policy requires it to hold on to sufficient cash in the form of liquid assets that are not obligated in order to cover any prospective funding needs resulting from obligations. The Balance Sheet of the Company is Debt free therefore no debt obligations exist to the Company. However in order to pay claims and other management expenses on timely bases, the Company needs to maintain a sufficient cash level without stopping or halting any investment activity. Therefore the Company monitors the funds very carefully and for fund manager multi-layer limits have been developed in order to monitor the liquidity of the Company efficiently and effectively.

CAPITAL STRUCTURE AND FURTHER PLANS

There is no inadequacy in the capital structure of the Company. Furthermore, the Company has sufficient capital to address any kind of financial challenges in future. A considerable paid-up capital Rs. 1.9 billion makes the Capital Structure of the Company more robust hence any risk of inadequacy of the capital structure is an unlikely event. The robust capital structure is also reflecting with the solvency ratio (market value basis) i.e. 8.39 times in 2024 (7.34 times: 2023).

CAPITAL STRUCTURE LEVEL

The Capital Structure of the Company is solely based on shareholders' equity and comprised as under:

	Rupees in '000
Paid-up Share Capital	1,984,912
Reserves	16,823,237
Shareholders' Equity	<u>18,808,149</u>

The Company's Reserves included Rs. 4 billion Special Reserves created for meeting catastrophic loss and dividend equalisation in future. The net assets of the Company are significantly higher than the applicable regulatory solvency requirements for an insurance company in Pakistan. However, the management is passionate to make it more robust to support the future growth in the operations. The high level of profit before tax, achieved by the Company in 2024 reflects to maintain a robust equity level.

MATERIALITY APPROACH

Materiality is a matter of judgment and the Company thinks that a matter is material individually or in aggregate, if the same are expected to significantly affect the performance and profitability of the Company. In order to execute day to day operations/transactions, time and resources are allocated keeping in view the magnitude and severity of the matter hence effective, efficient and optimum utilisation of resources is ensured.

Furthermore, in order to perform effective communications as well as reporting to the stakeholders, the management has adopted the materiality approach. All the related information which may significantly affect the performance and profitability of the Company is considered by the management to be communicated to its shareholders in an effective, efficient and timely manner as per the guidelines provided by the relevant regulators wherever applicable.

KEY SOURCES OF UNCERTAINTY

Preparation of the financial statements requires the management to make certain estimates and judgments and the Board of Directors is required to authorise the financial statements based on these estimate and judgment. These estimate and judgments affect reported amounts of assets, liabilities, revenues and expenses and related disclosures of contingencies. These estimates are based on experience and various other assumptions. Therefore, it is necessary that the management and Board consider that assumptions are reasonable under the circumstances, the results of which form the basis for making judgments about the carrying values of assets and liabilities that are not readily apparent from other sources. Actual results may differ from these estimates under different assumptions or conditions. The key areas of estimating uncertainty, which may have significant effect on the amounts recognised in the financial statements, are discussed below:

PROVISION FOR UNEARNED PREMIUM

The provision for unearned portion of premiums is calculated by applying twenty fourths' method, except Accident and Health Insurance for which unearned premium is calculated by applying 365 days as prescribed by SECP Insurance Accounting Regulations, 2017.

PROVISION FOR OUTSTANDING CLAIMS INCLUDING INCURRED BUT NOT REPORTED (IBNR)

A liability for outstanding claims is recognised in respect of all claims incurred and reported to the Company as at the reporting date which represents the estimates of the claims intimated or assessed before or at the end of the reporting period and measured at the undiscounted value of expected future payments.

Provision for IBNR for the cost of settling claims incurred but not reported at the reporting date, are in accordance with the SECP's guidelines for estimation of Incurred but not reported claims reserve.

PREMIUM DEFICIENCY RESERVE

Insurance companies are required as per the Insurance Accounting Regulations, 2017, to maintain a provision in respect of premium deficiency for each class of business where the unearned premium reserve is not adequate to meet the expected future liability. This process involves great amount of estimation and management judgement.

The Company determines adequacy of liability of premium deficiency by carrying out analysis of its loss ratio of expired periods. For this purpose, average loss ratio of last three years inclusive of claim settlement cost but excluding major exceptional claims are taken into consideration to determine ultimate loss ratio to be applied on unearned premium/contribution. The liability of premium/contribution deficiency in relation to Accident and Health insurance is calculated in accordance with the advice of the actuary.

EMPLOYEES' RETIREMENT BENEFITS - DEFINED BENEFIT PLAN

The Company operates an approved and funded gratuity scheme for its eligible employees. The Company takes advice from actuary for the determination of the liability/asset as well as actuarial gains/losses and return on plan assets.

USEFUL LIVES OF FIXED ASSETS

Reasonable assumptions have been made while estimating useful lives and residual values of different categories of assets including intangibles. Depreciation methods, useful lives and residual values that are significant in relation to the total cost of the asset are reviewed, and adjusted if appropriate, at each reporting date.

PROVISION FOR RECEIVABLES RELATED TO INSURANCE CONTRACT

All receivables related to insurance contract are assessed at each balance sheet date to determine whether there is any objective evidence that it is impaired. A receivable is considered to be impaired if there is objective evidence that one or more events have had a negative effect on the estimated future cash flows of that receivable amount.

MANAGEMENT EXPENSES

Management Expenses are allocated to various classes of business as deemed equitable by the management.

DEFERRED TAX

Deferred tax is recognised using balance sheet liability method, providing for temporary difference between the carrying amounts of assets and liabilities for financial reporting purposes and the amounts used for taxation purposes. The amount of deferred tax provided is based on the expected manner of realisation or settlement of the carrying amount of assets and liabilities, using the tax rates enacted or substantively enacted at the reporting date.

IMPAIRMENT

The carrying amount of financial asset is reviewed at each reporting date to determine whether there is any indication of impairment of any asset or group of assets. If such indication exists, the recoverable amount of the asset is estimated. An impairment loss is recognised whenever the carrying amount of an asset exceeds its recoverable amount. The recoverable amount is the higher of an assets fair value less cost to sell and value in use. Impairment losses are recognised in profit and loss account.

In respect of Investments, impairment is recognised based on management's assessment of objective evidence of impairment as a result of one or more events that may have an impact on the estimated future cash flows of the investments.

The management has also updated impairment policy for investments in equity market which has been approved by the Board of Directors and the same has also been implemented. The policy is in line with the impairment requirements described in IAS 39 'Financial Instruments: Recognition and Measurement'.

LEASE LIABILITY AGAINST RIGHT-OF-USE ASSET

The Company carries leases in order to occupy premises for certain branches, and, therefore, Company enters into lease agreements which are typically for a period of 3 years and may have extension options. On adoption of IFRS 16 'Leases', the Company recognised lease liabilities in relation to these leases agreements, which had previously been classified as 'operating leases' under the principles of IAS 17 Leases. These liabilities, in respect of all those lease agreements on which fall under the criteria as provided in IFRS 16, have been recognised and measured at the present value of the remaining lease payments, discounted using the Company's incremental borrowing rate. Furthermore, as per the requirement of the IFRS 16, the Company has recognised right-of-use asset at cost model against these lease liabilities. The recognition of lease liability for certain rental agreements is governed by the criteria laid down the IFRS "16" along with rational judgment of the management.

The right-of-use asset is depreciated on a straight-line method over the lease term as this method most closely reflects the expected pattern of consumption of future economic benefits.

SENSITIVITY ANALYSIS OF COMPANY'S PROFITABILITY

Various critical and non-critical variables have potential to impact profitability of the Company. The major components of the Company's profitability are Underwriting and Investment Income. Further, impact of direct tax is significant keeping in view the current applicable tax rate on the corporate sector. Changes in the amount of the underwriting, investment income and direct taxes play a vital role to determine the overall profitability of the Company. Underwriting and Investment Income both are affected by various external variables which are beyond the control of the management. The management while comparing the actual results with budgets and forecasts, also analyse the intensity of these variables in order to measure their impact on the profitability of the Company. This measurement also helps to develop the future strategy of the Company. Future budgets of the Company are also based on the thorough study of these variables.

KEY SENSITIVITIES FOR UNDERWRITING INCOME

GROSS WRITTEN PREMIUM

The amount of Gross Written Premium (GWP) is one of the key variables that play a vital role in building Underwriting Income of the Company. The amount of GWP is dependent on the economic growth of the country that causes to grow existing business, however, the Company's ability to avail new business will further improve the level of GWP few years. During last four years, premium rates remained are under pressure and became one of the important factors affecting underwriting business. In these situations, the management has to adopt a prudent approach to underwrite business, not only with a view to increase GWP but also to manage underwriting risk effectively and efficiently at appropriate price. The impact of GWP on Underwriting Income is dependent on net premium of the Company. Net premium is the amount of policies/premiums that remains after amount of premium ceded to reinsurers. While taking decision to set the level of net exposure many factors i.e. magnitude of expected claims, reinsurance cost and quality of underwriting risk are considered by the management.

CLAIMS

The whole insurance concept is based on the expectation of claims. Claims are not in the control of the Company. Natural calamities, floods and earthquakes may cause to increase in the amount and number of claims at a great extent. Furthermore, law and order situation in the country is also one of the crucial factors that affect the amount and number of claims. The impact of claims on the Underwriting Income is managed through appropriate, effective and efficient reinsurance arrangements. Furthermore, prudent underwriting is essential to keep the claims under controllable limits. A numerical presentation of the sensitivity of Company's profitability to variation in incidence of insured events and severity/size of claims has been given in the relevant notes to the annexed financial statements.

MANAGEMENT EXPENSES

Management expenses directly impact the Underwriting Income of the Company. Increase in inflation and incident of indirect taxes increase the size of management expenses which directly causes to decrease Underwriting Income of the Company. Inflation and taxes are beyond the Company's control. Expenses are categorised into fixed, variable, controllable and uncontrollable to facilitate the control function of the Company over these expenses. All expenses are monitored vigilantly and under strict control in order to avoid any unnecessary cost. Major expenses of the Company include employees' salaries & benefits, advertisement and IT related expenses.

KEY SENSITIVITIES FOR INVESTMENT INCOME

CAPITAL GAINS

I) EQUITY SECURITIES

Capital Gains on listed Equity Securities are totally dependent on the performance of equity market. If stock market performs well particularly in long run, the Company would be able to get benefit from stock market in shape of capital gain, however, in case of declining market, prudent approach is adopted to avoid taking excess exposure in the stock market which also affects profitability of the Company. Performance of stock market is beyond management's control. In order to earn short term capital gain from the equity market, the Company also maintains held-for-trading portfolio. Capital gain from held-for-trading portfolio is highly dependent on the performance of equity market in short term.

II) MONEY MARKET SECURITIES

In order to earn capital gain by getting advantage from favorable fluctuation of interest rates in the money market, the Company also maintains Available-for-Sale portfolio of Treasury Bills and Pakistan Investment Bonds. Therefore, the Company is now well equipped to manage its interest rate risk on its money market investment portfolio.

DIVIDEND INCOME

Returns from Company's diversified available-for-sale equity investments are dependent on the dividend income from the shares of the companies in which Company is invested. The amount of dividend income depends upon the respective entity's annual performance which is beyond the Company's control. Since its inception, the Company is in the process of maintaining a suitable investment portfolio by taking wise, efficient, and timely decisions with respect to investment/disinvestment.

INTEREST INCOME

The Company earns interest income on the government securities and bank deposits. It maintains a government securities portfolio which includes Pakistan Investment Bonds and Treasury bills. These are maintained not only to earn the interest income but also to adhere solvency requirement as prescribed by the SECP. Income from government securities is dependent on the discount rate. The discount rate is beyond the Company's control and mostly dependent on the country's economic condition. However, the Company's investment department vigilantly monitors prevailing discount rate and takes appropriate decisions to maximise the interest income.

The Company also maintains term and other type of deposits with commercial banks in order to earn profit along with meeting cash requirement needed to perform day-to-day operations. Profit on bank deposits depends on the prevailing KIBOR and liquidity status in the money market. These deposits are kept with various banks having sound credit worthiness in order to maximise the profit without compromising the safety and security of the Company's funds.

A numerical presentation of the sensitivity of the Company's profitability to a reasonably possible change in interest rates has been given in the relevant notes to the annexed financial statements.

SHARE PRICE SENSITIVITY ANALYSIS

The Company's share price is sensitive to the following factors:

- Country's economic conditions.
- Stock market sentiments.
- Company's performance.
- Dividend announcements.
- Change in government policies and regulations relating to insurance business.
- Company's Financial Strength Rating.

PROSPECTS OF THE COMPANY INCLUDING TARGETS FOR FINANCIAL AND NON-FINANCIAL MEASURES

Your company expects that a recent resurgence in the infrastructure sector owing to revitalisation of CPEC projects and incentives offered to construction industry as an exciting opportunity for growth. Our strategic priorities for the year are to modernise our business structure and processes through end-to-end digitalisation of all workflows using design-thinking and mobile first approach. This also reaffirms our long-standing commitment towards development of the nascent digital retail market for general insurance in Pakistan. We also remain focused on further expanding our footprint in the Window Takaful Operations and microinsurance market.

The Company is first insurance company in Pakistan which understands the importance of 'Insurtech' and has become highest technology driven company of Insurance industry. The management is keen to provide innovative, advanced and contemporary IT based solutions to its customers enable them to get benefited from the quality insurance services of the Company. Furthermore, the management is proactively evaluating and implementing various innovative IT Solutions to further accelerate the processes of claims settlement in order to provide the quality services upto the complete satisfaction of the insured.

Keeping in view the above, the Company is expecting to further grow its market share in future. Furthermore, with the help of better and appropriate reinsurance arrangements, implementation of effective cost controls, the Company is also expecting to increase its Underwriting Income in the future.

Investment Income of the Company is dependent on the performance of stock market, and economic conditions of the country. The Company, through effective diversification, timely, wise and prudent investment decisions has built a sustainable investment portfolio which has a capability to generate healthy income from the future opportunities in the stock market and expected change in markup rates.

The Company is also projecting a growth in its Window Takaful Operations which is evident from the fact that proportion of the Gross Written Contribution to the total Gross Written Premium/Contribution has maintained to 11.76% (2022: 11.76%). We are expecting WTO to be one of the major contributors in the long-term profitability of the Company.

FINANCIAL MEASURES

Budgets/Targets of the year were set after consideration of numerous factors and variables. Majority of them are outside the control of the Company while other can either be monitored or their impact can be alleviated to a possible extent with the help of proactive and timely remedial measures.

Fluctuation in taxes, incidence of latest direct/indirect taxes and levies, natural calamities and deterioration in law and order situation in the country with the particular reference to claims, level of inflations, discount rate, and stock market performance all are external factors affecting the cost of doing business and profitability of the Company.

The Company's management will energetically work to achieve the targets and its efforts will be continued for growth and better profitability of the business in future.

NON-FINANCIAL MEASURES

The Company has identified the following areas as key non-financial performance measures:

- Compliance with regulatory framework.
- Strong association with customers and business partners.
- Customer satisfaction.
- Corporate Social Responsibility.
- Effectiveness of Enterprise Risk Management framework.
- IT based solutions for its customers to receive quality insurance services of the Company.
- Transparency, accountability and good governance.
- Employees' contentment and wellbeing.
- Enhancing brand equity.

SENSITIVITY TO THE FLUCTUATION IN FOREIGN CURRENCIES EXCHANGE RATES

The operations of the Company are within the territory of Pakistan and mostly dominated in Pak Rupee, therefore, financial statements of the Company are not significantly exposed to the fluctuation of foreign currency exchange rates hence the amount of asset, liabilities, revenues and expenditures are not sensitive to the fluctuation in exchange rates of foreign currencies particularly US Dollar. During the year, the Company has recorded exchange loss of Rs.0.138 million (2023 Rs.53.96 million) which is 0.02% (2023:1.22%) of the profit before tax. The Company's exposure to the foreign currency fluctuation risk is limited to following areas:

OPERATIONS IN KARACHI EXPORT PROCESSING ZONE (KEPZ)

The Company operates a branch office in KEPZ and provides insurance and takaful services to the entities situated there. An increase in USD exchange rate may increase the value of the Assets and Liabilities in KEPZ which are required to be reported by the Company in the financial statements after translating the same into local currency at US Dollar exchange rate prevailing at reporting date. This is in line with requirements of IAS 21 'The Effects of Changes in Foreign Exchange Rates'.

INVESTMENT IN FOREIGN ASSOCIATE

All the investments of the Company are in Pakistan except investment in the equity of Jubilee Kyrgyzstan Insurance Company (JKIC) - CJSC, an associated company which is in Kyrgyz SOM (official currency of Kyrgyz Republic). As at December 31, 2024, the amount of the investment in JKIC is Rs. 299.87 million which is 0.60% of the total assets and 1.49% of aggregate investments of the Company in equity and money market, therefore, the exposure due to fluctuation in foreign currency rates is negligible to the financial statements.

REINSURANCE PAYMENTS AND RECOVERIES

All ceded premiums payable to reinsurers and amount recoverable from them on account of claims are curbed in Pak Rupee, therefore, there is no exposure of the currency exchange rates on the Company with respect to the settlement with reinsurers. However, in certain cases, where high fluctuation in exchange rate effects the settlement amount received from/by the reinsures, the Company is fully covered under the agreement with the respective reinsurer and/or under the agreement of insurance with the client whichever the case may be.

OVERSEAS CLAIMS PAYMENT

The Company discharges its certain marine and travel claims liabilities through its overseas loss adjuster (third party). The reimbursement is made in foreign currency at the prevailing exchange rate. The Company regularly monitors exchange rate fluctuations in these claims to update its claims reserves accordingly.

PAYMENT OF RISK AND TECHNICAL SURVEYS TO FOREIGN CONSULTANTS

In order to avail technical risk survey/inspection services and technical assessment for underwriting and claims respectively, where expertise in that field are not available in Pakistan, the Company acquires the services of any reputable foreign consultant. The relevant department of the Company takes utmost care while selecting the appropriate foreign consultant so that the Company can avail maximum benefit of their expertise. It is the foremost priority of the Company that all the surveys and assessments are performed through consultants/experts available in Pakistan and only in those cases where required expertise is not available in the country, foreign consultants are approached. Payment to these consultants for their services are made in foreign currency mostly in US Dollars which are directly remitted to their designated bank accounts according to the regulatory requirements applicable in Pakistan. The Company regularly monitors exchange rate fluctuations with respect of remittance to foreign consultants however, due to insignificant numbers of transactions and minor amounts, the exposure of the fluctuation in exchange rates is insignificant to the financial statements of the Company.

OUTSTANDING CLAIMS RESERVE

The Company regularly monitors its reserves for outstanding claims liabilities and related reinsurance recoveries against reported claims which to be settled in foreign currency as per the terms and conditions of the insurance contract. The reserves and expected reinsurance recoveries are adjusted for all currency exchange fluctuations during the period on regular basis.

EXCELLENCE THAT DRIVES SUCCESS

PERFORMANCE
AND POSITION

13





KEY FINANCIAL DATA

(SIX YEARS)

	2024	2023	2022	2021	2020	2019
	Rs. in million					
FINANCIAL DATA						
Paid-up Capital	1,985	1,985	1,985	1,985	1,985	1,804
General & Capital Reserves	16,823	11,276	8,427	8,205	7,562	6,908
Equity	18,808	13,261	10,412	10,190	9,547	8,712
Total Liabilities	31,560	23,054	21,434	16,004	13,748	13,377
Investment - at carrying value	28,850	20,185	16,017	15,060	14,586	13,270
Investment Property- (at book value)	626	630	635	641	646	651
Cash and Bank	2,297	3,043	3,057	2,160	1,176	1,343
Other assets - Current	18,301	12,132	11,729	8,194	6,686	6,576
Other assets - Non-Current	174	293	366	93	138	196
Intangible Assets	120	32	42	46	63	53
Total assets (Book value)	50,368	36,315	31,846	26,194	23,295	22,089
Total assets (Market value)	53,554	39,497	36,227	29,705	27,574	26,253
OPERATING DATA (UNDERWRITING)						
CONVENTIONAL						
Gross Premium Revenue	20,386	17,171	13,057	10,615	9,110	9,375
Net Premium Revenue	7,341	6,876	5,689	5,197	4,959	5,279
Net Claims	3,727	3,867	3,386	2,860	3,058	2,828
Management Expenses	2,398	1,990	1,753	1,546	1,536	1,703
Underwriting Results	821	691	249	512	512	24
COMBINED*						
Gross Premium / Gross Contribution	23,057	19,459	14,798	12,005	10,311	10,477
Net Premium / Contribution Revenue	9,330	8,590	6,965	6,318	5,918	6,140
Net Claims	5,056	5,052	4,118	3,566	3,659	3,427
Management Expenses	2,749	2,190	1,944	1,700	1,691	1,803
Underwriting Results (Technical Profit)	944	851	465	629	103	431
OPERATING DATA (COMBINED)						
Investment Income	4,785	3,601	1,846	1,564	1,874	1,134
Profit before Taxation	5,818	4,418	2,470	2,330	2,114	1,725
Taxation - Net	(2,296)	(1,513)	(936)	(681)	(581)	(501)
Profit After Taxation	3,522	2,904	1,534	1,649	1,533	1,224
CASH FLOW SUMMARY						
Operating Activities	(611)	(14)	1,282	773	(88)	417
Investing Activities	962	615	(2,024)	3,360	417	(186)
Financing Activities	(1,009)	(809)	(805)	(680)	(548)	(723)
Cash & Cash Equivalents at the year end	2,021	2,678	2,887	4,435	980	1,199

* Inclusive of Window Takaful Operations

FINANCIAL RATIOS

		2024	2023	2022	2021	2020	2019
Profitability (Conventional)							
Underwriting Result / Gross Premium	%	4.03	4.02	1.91	4.82	5.62	0.26
Underwriting Result / Net Premium	%	11.18	10.05	4.38	9.85	10.32	0.45
Combined ratio	%	88.82	89.95	95.62	90.15	89.68	99.55
Net Claims / Net Premium	%	50.77	56.24	59.52	55.03	61.67	53.57
Management Expense / Net Premium	%	32.67	28.94	30.81	29.75	30.97	32.26
Profitability (Combined)							
Premium Growth ratio	%	55.81	62.09	23.27	16.43	(1.58)	4.05
Reinsurance premium ceded on gross premium	%	56.23	54.43	50.01	46.14	43.68	40.15
Reinsurance claims recovery	%	53.36	24.53	42.60	23.64	29.96	16.13
Underwriting Result / Gross Premium & Contribution	%	4.10	4.37	3.14	5.24	1.00	4.11
Underwriting Result / Net Premium & Contribution	%	10.12	9.90	6.68	9.96	1.74	7.02
Combined ratio	%	89.88	90.10	93.32	90.04	98.26	92.98
Net Claims / Net Premium & Contribution	%	54.19	58.81	59.12	56.44	61.83	55.81
Management Expense / Net Premium & Contribution	%	29.46	25.49	27.91	26.91	28.57	29.36
Overall Profitability							
Profit Before Tax / Gross Premium	%	28.54	25.73	18.92	21.95	23.21	18.40
Profit Before Tax / Net Premium	%	79.25	64.25	43.42	44.83	42.63	32.68
Profit After Tax / Gross Premium	%	17.28	16.91	11.75	15.53	16.83	13.06
Profit After Tax / Net Premium	%	47.98	42.23	26.96	31.73	30.91	23.19
Profit Before Tax / Total Income	%	47.98	42.17	32.78	34.46	30.94	26.90
Profit After Tax / Total Income	%	29.05	27.72	20.36	24.39	22.44	19.09
Return to Share Holders							
Return on Equity - (after tax)	%	18.73	21.90	14.73	16.18	16.06	14.05
Earnings Per Share (pre tax)	Rs.	29.31	22.26	12.44	11.74	10.65	9.56
Earnings Per Share (after tax)	Rs.	17.74	14.63	7.73	8.31	7.72	6.78
Earnings Per Share (pre tax)-Restated	Rs.	29.31	22.26	12.44	11.74	10.65	8.69
Earnings Per Share (after tax)-Restated	Rs.	17.74	14.63	7.73	8.31	7.72	6.17
Earning growth	%	129.60	76.11	(6.97)	7.57	25.25	14.82
Price Earning Ratio - PAT	Times	3.24	2.87	3.49	5.14	6.10	8.76
Price to Book Ratio	Times	0.23	0.23	0.17	0.32	0.40	0.44
Breakup value per share (Book value)	Rs.	94.75	66.81	52.45	51.34	48.10	48.29
Breakup value per share (Market value)	Rs.	110.80	82.84	74.52	69.02	69.65	71.37
Return on Assets (Book value)	%	6.99	8.00	4.82	6.30	6.58	5.54
Return on Assets (Market value)	%	6.58	7.35	4.23	5.55	5.56	4.66
Market Data							
Face Value (Per share)	Rs.	10.00	10.00	10.00	10.00	10.00	10.00
Market Price per share at the end of the year	Rs.	57.48	42.00	27.00	42.70	47.10	54.01
Market Price per share - Highest during the year	Rs.	59.59	43.00	47.99	63.90	60.75	65.00
Market Price per share - Lowest during the year	Rs.	27.00	23.19	26.00	38.50	34.00	35.21
Pakistan Stock Exchange Index	Points	115,127	62,451	40,420	44,596	43,755	40,735
Market Capitalization	(Rs. M)	11,410	8,337	5,360	8,476	9,349	9,743
Cash Dividend Per Share	Rs.	5.50	5.00	4.00	4.00	3.50	3.00
Cash Dividend	%	55.00	50.00	40.00	40.00	35.00	30.00
Stock Dividend Per Share	Rs.	-	-	-	-	-	1.00
Stock Dividend	%	-	-	-	-	-	10.00
Dividend Yield	%	9.57	11.90	14.81	9.37	7.43	5.55
Dividend Pay out	%	31.00	34.18	51.76	48.15	45.32	48.65
Dividend Cover	Times	3.23	2.93	1.93	2.08	2.21	2.06
Performance / Liquidity							
Current Ratio	Times	1.56	1.52	1.43	1.59	1.66	1.62
Liquid Ratio	Times	0.98	1.00	0.88	1.08	1.17	1.12
Cash / Current Liabilities	%	7.28	13.20	14.26	13.55	8.70	10.27
Total Assets Turnover	Times	0.40	0.47	0.41	0.41	0.39	0.42
Fixed Assets Turnover	Times	26.21	21.57	16.40	13.10	10.49	10.46
Total Liabilities / Equity	Times	1.68	1.74	2.06	1.57	1.44	1.54
Return on Capital Employed (RoCE)	%	36.28	37.33	23.98	23.61	23.16	20.76
Liquid Assets / Total Assets	%	61.84	63.96	59.89	65.74	67.66	66.16
Paid-up Capital / Total Assets	%	3.94	5.47	6.23	7.58	8.52	8.17
Earning assets / Total Assets	%	63.08	65.70	61.89	68.19	70.44	69.10
Equity / Total Assets	%	37.34	36.52	32.69	38.90	40.98	39.44
Solvency							
Solvency Ratio (Based on Market Value)	Times	8.39	7.34	6.56	9.69	9.68	7.96

FINANCIAL STATEMENTS ANALYSIS

(SIX YEARS)

Vertical Balance Sheet	2024		2023	
	(Rupees '000)	%	(Rupees '000)	%
Tangible and Intangible Fixed Assets	293,458	0.58	158,761	0.44
Investment properties	626,091	1.24	629,948	1.73
Investments	28,369,645	56.32	19,888,318	54.77
Insurance / reinsurance receivables	2,075,677	4.12	1,563,881	4.31
Other Assets	15,916,710	31.60	10,506,812	28.93
Cash and Bank	2,004,494	3.98	2,656,284	7.31
Total assets of Window Takaful Operations - Operator's Fund	1,082,172	2.15	910,990	2.51
Total Assets	50,368,247	100.00	36,314,994	100.00
Total Equity	18,808,149	37.34	13,260,914	36.52
Underwriting Provisions	20,122,154	39.95	14,202,200	39.11
Deferred liabilities	1,629,741	3.24	-	-
Insurance / Reinsurance Payables & Advances	4,859,883	9.65	4,672,223	12.87
Other Creditors and Accruals	1,800,933	3.58	1,329,643	3.66
Deposits and other payables	1,991,319	3.95	1,899,688	5.23
Taxation - provision less payments	540,944	1.07	407,039	1.12
Total liabilities of Window Takaful Operations - Operator's Fund	615,124	1.22	543,287	1.50
Total Shareholders' Equity & Liabilities	50,368,247	100.00	36,314,994	100.00
Profit & Loss Account				
Net premium revenue	7,340,623	100.00	6,876,707	100.00
Net claims	3,727,159	50.77	3,867,330	56.24
Expenses	2,397,635	32.66	1,990,329	28.94
Net commission	395,202	5.38	327,954	4.77
Investment income including rental & bank deposits returns	4,784,779	65.18	3,600,466	52.36
Other income including share of profit of an associates	29,145	0.40	180,260	2.62
General and administration expenses	276,389	3.77	477,916	6.95
Profit / (loss) from Window Takaful Operations	460,101	6.27	423,968	6.17
Profit before tax	5,818,263	79.26	4,417,872	64.24
Taxation - net	(2,296,445)	(31.28)	(1,513,458)	(22.01)
Profit after tax	3,521,818	47.98	2,904,414	42.24

Horizontal Balance Sheet	2024	2023	2022	2021
	(Rupees '000)			
Tangible and Intangible Fixed Assets	293,458	158,761	179,521	137,019
Investment properties	626,091	629,948	634,924	640,648
Investments	28,369,645	19,888,318	15,814,518	15,004,350
Insurance / reinsurance receivables	2,075,677	1,563,881	2,780,555	1,525,775
Other Assets	15,916,710	10,506,812	8,984,454	6,494,336
Cash and Bank	2,004,494	2,656,284	2,823,766	1,901,990
Total assets of Window Takaful Operations - Operator's Fund	1,082,172	910,990	628,013	489,886
Total Assets	50,368,247	36,314,994	31,845,751	26,194,004
Total Equity	18,808,149	13,260,914	10,411,911	10,189,700
Underwriting Provisions	20,122,154	14,202,200	12,321,896	9,547,867
Deferred liabilities	1,629,741	-	-	67,596
Insurance / Reinsurance Payables & Advances	4,859,883	4,672,223	5,268,250	3,001,918
Other Creditors and Accruals	1,800,933	1,329,643	1,175,605	1,166,102
Deposits and other payables	1,991,319	1,899,688	1,856,446	1,617,132
Taxation - provision less payments	540,944	407,039	446,616	314,855
Total liabilities of Window Takaful Operations - Operator's Fund	615,124	543,287	365,027	288,834
Total Shareholders' Equity & Liabilities	50,368,247	36,314,994	31,845,751	26,194,004
Profit & Loss Account				
Net premium revenue	7,340,623	6,876,707	5,688,759	5,197,050
Net claims	3,727,159	3,867,330	3,386,419	2,860,391
Expenses	2,397,635	1,990,329	1,753,228	1,545,956
Net commission	395,202	327,954	300,005	278,942
Investment income including rental & bank deposits returns	4,784,779	3,600,466	1,845,553	1,564,528
Other income including share of profit of an associates	29,145	180,260	215,371	167,322
General and administration expenses	276,389	477,916	85,092	60,586
Profit / (loss) from Window Takaful Operations	460,101	423,968	244,618	146,970
Profit before tax	5,818,263	4,417,872	2,469,557	2,329,995
Taxation - net	(2,296,445)	(1,513,458)	(935,857)	(680,668)
Profit after tax	3,521,818	2,904,414	1,533,700	1,649,327

2022		2021		2020		2019	
(Rupees '000)	%	(Rupees '000)	%	(Rupees '000)	%	(Rupees '000)	%
179,521	0.56	137,019	0.52	197,462	0.85	242,542	1.10
634,924	1.99	640,648	2.45	645,896	2.77	651,142	2.95
15,814,518	49.66	15,004,350	57.28	14,530,916	62.38	13,198,762	59.75
2,780,555	8.73	1,525,775	5.82	1,074,028	4.61	1,304,973	5.91
8,984,454	28.21	6,494,336	24.79	5,462,493	23.45	5,133,273	23.24
2,823,766	8.87	1,901,990	7.26	965,862	4.15	1,148,951	5.20
628,013	1.97	489,886	1.87	418,313	1.80	409,281	1.85
31,845,751	100.00	26,194,004	100.00	23,294,970	100.00	22,088,924	100.00
10,411,911	32.69	10,189,700	38.90	9,547,009	40.98	8,712,061	39.44
12,321,896	38.69	9,547,867	36.45	8,381,972	35.98	7,914,842	35.83
-	-	67,596	0.26	232,143	1.00	296,709	1.34
5,268,250	16.54	3,001,918	11.46	2,277,294	9.78	2,078,018	9.41
1,175,605	3.69	1,166,102	4.45	1,025,929	4.40	1,032,602	4.67
1,856,446	5.83	1,617,132	6.17	1,424,498	6.12	1,582,179	7.16
446,616	1.40	314,855	1.20	173,500	0.74	250,595	1.13
365,027	1.15	288,834	1.10	232,625	1.00	221,918	1.00
31,845,751	100.00	26,194,004	100.00	23,294,970	100.00	22,088,924	99.00
5,688,759	100.00	5,197,050	100.00	4,959,025	100.00	5,279,188	100.00
3,386,419	59.53	2,860,391	55.04	3,058,182	61.67	2,827,884	53.57
1,753,228	30.82	1,545,956	29.75	1,536,093	30.98	1,702,929	32.26
300,005	5.27	278,942	5.37	340,804	6.87	376,049	7.12
1,845,553	32.44	1,564,528	30.10	1,874,090	37.79	1,134,021	21.48
215,371	3.79	167,322	3.22	196,381	3.96	147,178	2.79
85,092	1.50	60,586	1.17	108,855	2.20	53,298	1.01
244,618	4.30	146,970	2.83	128,146	2.58	124,789	2.36
2,469,557	43.41	2,329,995	44.83	2,113,708	42.62	1,725,016	32.68
(935,857)	(16.45)	(680,668)	(13.10)	(580,970)	(11.72)	(500,731)	(9.49)
1,533,700	26.96	1,649,327	31.74	1,532,738	30.91	1,224,285	23.19

2020	2019	2024	2023	2022	2021	2020	2019
----- (Rupees '000)-----		----- % increase / (decrease) over preceding year -----					
197,462	242,542	84.84	(11.56)	31.02	(30.61)	(18.59)	6.20
645,896	651,142	(0.61)	(0.78)	(0.89)	(0.81)	(0.81)	(0.96)
14,530,916	13,198,762	42.64	25.76	5.40	3.26	10.09	(11.59)
1,074,028	1,304,973	32.73	(43.76)	82.24	42.06	(17.70)	16.64
5,462,493	5,133,273	51.49	16.94	38.34	18.89	6.41	(1.69)
965,862	1,148,951	(24.54)	(5.93)	48.46	96.92	(15.94)	25.83
418,313	409,281	18.79	45.06	28.20	17.11	2.21	43.81
23,294,970	22,088,924	38.70	14.03	21.58	12.44	5.46	(3.99)
9,547,009	8,712,061	41.83	27.36	2.18	6.73	9.58	(5.25)
8,381,972	7,914,842	41.68	15.26	29.05	13.91	5.90	3.40
232,143	296,709	#DIV/0!	#DIV/0!	(100.00)	(70.88)	(21.76)	(46.42)
2,277,294	2,078,018	4.02	(11.31)	75.50	31.82	9.59	(11.92)
1,025,929	1,032,602	35.44	13.10	0.81	13.66	(0.65)	6.54
1,424,498	1,582,179	4.82	2.33	14.80	13.52	(9.97)	(1.63)
173,500	250,595	32.90	(8.86)	41.85	81.47	(30.76)	(5.08)
232,625	221,918	13.22	48.83	26.38	24.16	4.82	49.73
23,294,970	22,088,924	38.70	14.03	21.58	12.44	5.46	(3.99)
4,959,025	5,279,188	6.75	20.88	9.46	4.80	(6.06)	10.54
3,058,182	2,827,884	(3.62)	14.20	18.39	(6.47)	8.14	20.68
1,536,093	1,702,929	20.46	13.52	13.41	0.64	(9.80)	8.24
340,804	376,049	20.51	9.32	7.55	(18.15)	(9.37)	(4.68)
1,874,090	1,134,021	32.89	95.09	17.96	(16.52)	65.26	(20.85)
196,381	147,178	(83.83)	(16.30)	28.72	(14.80)	33.43	75.22
108,855	53,298	(42.17)	461.65	40.45	(44.34)	104.24	(14.22)
128,146	124,789	8.52	73.32	66.44	14.69	2.69	271.34
2,113,708	1,725,016	31.70	78.89	5.99	10.23	22.53	(10.24)
(580,970)	(500,731)	51.73	61.72	37.49	17.16	16.02	(18.88)
1,532,738	1,224,285	21.26	89.37	(7.01)	7.61	25.19	(5.29)

COMMENTS ON KEY FINANCIAL DATA AND PERFORMANCE RATIOS

(SIX YEARS)

PERFORMANCE RATIOS

- The Claims Ratio including WTO for the year 2024 is 54.19 as compared to 55.18 in 2019 reflecting a declining trend due to continuous improvement in reinsurance and underwriting management.
- The Company including WTO is witnessing a declining trend in the Combined Ratio over the last six years where Combined Ratio (CR) for the year ended December 31, 2024 is 89.88 as compared to CR 92.98 due to increase in net premium and prudent underwriting management.
- The Pre-tax earnings per share for the year 2024 is Rs. 29.31 as compared to last year's Rs.9.56 reflecting a significant increase of 2.07 time which is mainly due to robust increase in underwriting profit and investment income over the six years.
- The cash dividend per share to the shareholders remained at 50% in 2023 and 40% in 2021 and 2022. However, in 2019, the Company distributed a cash dividend of 30% along with a stock dividend of 10%, reflecting the Company's commitment to provide profitable returns to shareholders. Furthermore, for 2024, the declaration of 55% cash dividend highlights the Company's dedication for enhancing shareholders' wealth.

BALANCE SHEET

- The Company's assets have increased to Rs. 50.38 billion in 2024 from Rs. 20.09 billion in 2019 reflecting a substantial increase of 1.28 time over the period of six years which is in line with business growth of the Company.
- The carrying value of total investments has increased to Rs. 28.82 billion as of 31 December 2024 in comparison to Rs. 13.28 billion as at December 31, 2019, reflecting an increase of 1.17 time over the period of six years, which is evidence of a robust investment performance of the Company.
- The total equity stood at Rs. 18.81 billion as of December 31, 2024, in comparison to Rs.8.71 billion as at December 31, 2019, which reflects an increase of 1.16 time over the last six years and depicting a robust financial strength of the Company.
- Total assets of the Company in terms of market value have reached to Rs. 53.55 billion as of December 31, 2024 depicting remarkable growth of 1.04 times over the last six years reflecting robust growth in Balance Sheet of the Company.

PROFIT AND LOSS ACCOUNT

- The gross premium / contribution increased by 1.20 times over the period of 6 years depicting Company's robust earning capacity.
- The combined underwriting / technical profit has significantly increased to Rs. 944 million as compared to Rs. 431 million for the year 2019 reflecting a growth of 1.19 time over the last six year which is mainly due to adoption of best and prudent underwriting practice and reinsurance management.
- Investment income has increased by 3.2 time over the last six years reflecting growth in all the year since 2019 except 2021 where it has reduced to Rs. 1.5 billion due to unfavorable stock market situation.

- The profit before tax has surpassed Rs. 3.5 billion for the year ended December 31, 2024, which reflects a significant increase in the Company's earning capacity over the years.
- The Company has been achieving more than Rs. 1 billion profit after tax (PAT) since 2013 including the current year wherein the Company has achieved PAT of Rs. 3 billion, which reflects a robust growth of 1.88 time over the last six years and a remarkable addition in maintaining the glowing history of high profit earnings.

CASH FLOWS

- Due to consistent policy of paying handsome dividend to the shareholders, a consistent cash outflow can be witnessed under financing activities since 2020.
- Cash & Cash Equivalents have increased to Rs. 2.02 billion as compared to Rs. 1.20 billion in 2019 reflecting a growth of 69% keeping in view the increase in operations of the Company over the last six years.

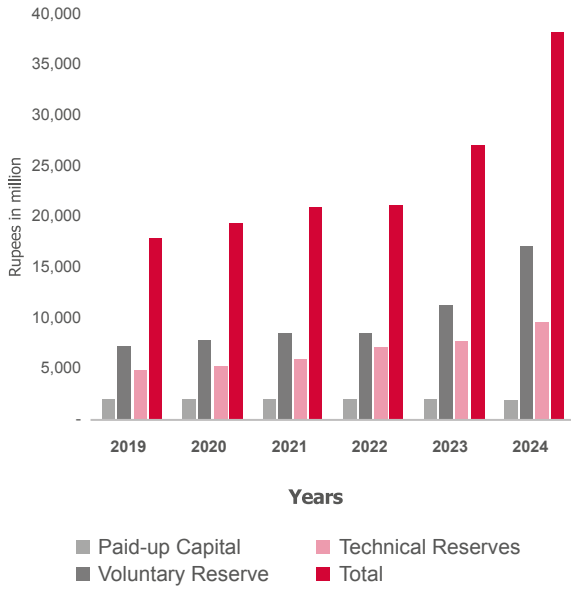
SOLVENCY

- The market value of the Company's assets has increased by 1.04 time to Rs. 53.55 billion at the end of 2024 from Rs.26.25 billion at the end of 2019 reflecting a strong balance sheet footing. This is also evident from the robust solvency, based on market value, which stood at 8 times in 2024 from the required solvency.

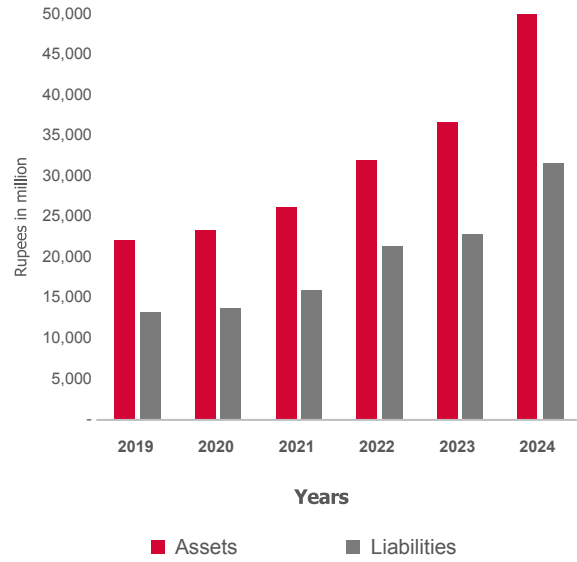
PERFORMANCE AT A GLANCE

(SIX YEARS)

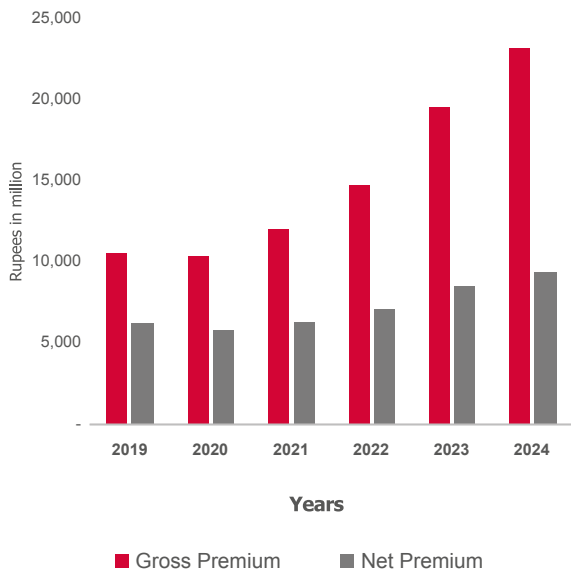
CAPITAL & RESERVES



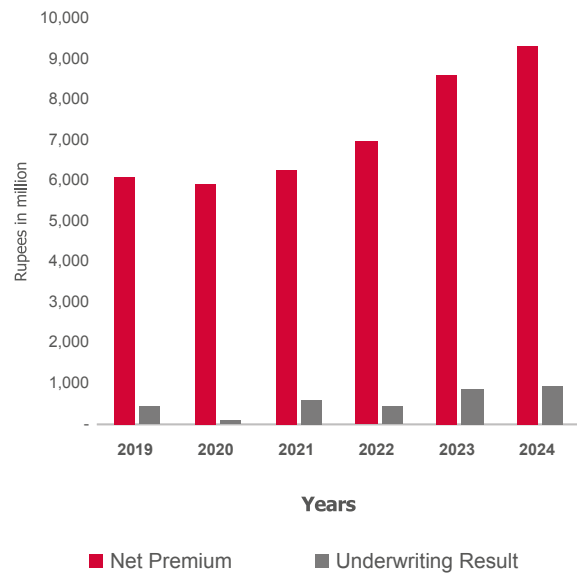
ASSETS & LIABILITIES



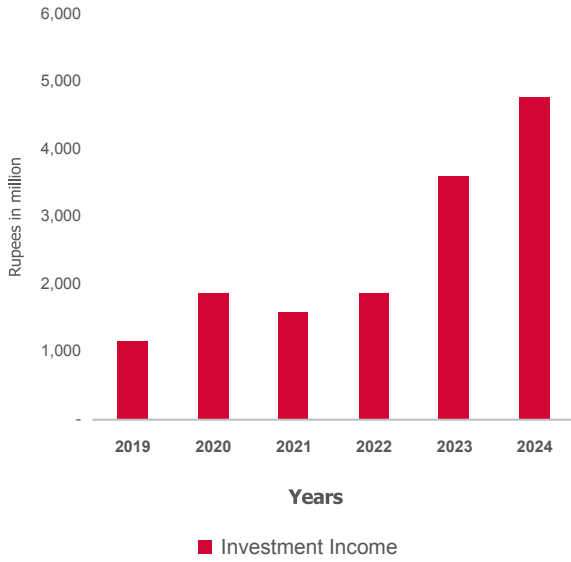
GROSS PREMIUM & NET PREMIUM



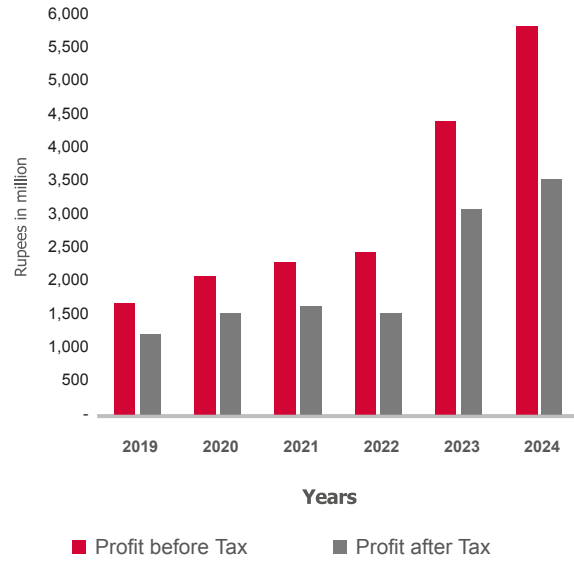
NET PREMIUM & UNDERWRITING RESULT



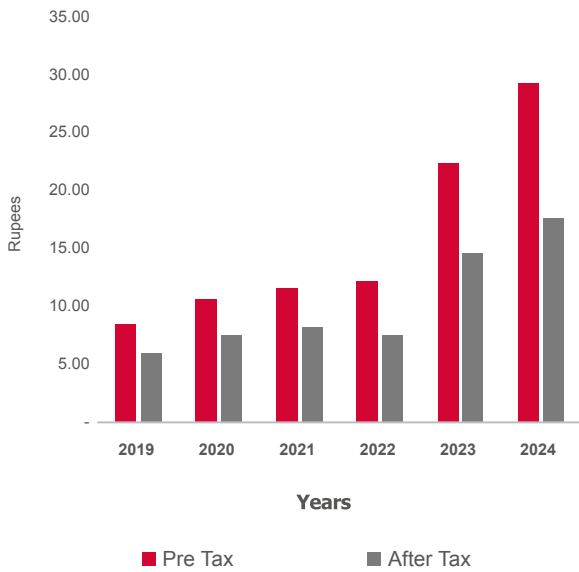
INVESTMENT INCOME



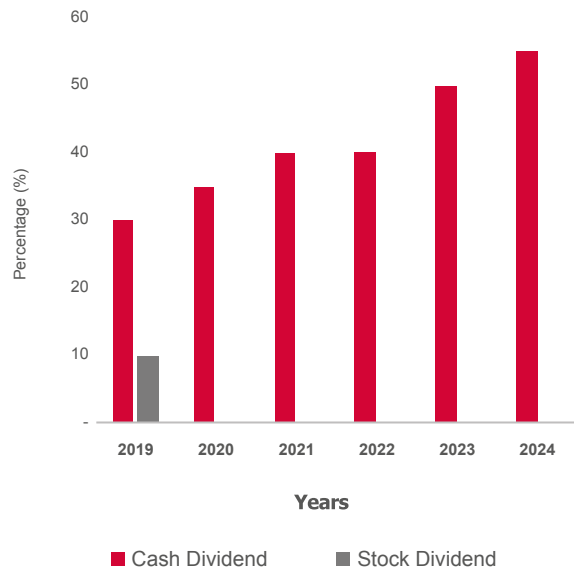
PROFIT (BEFORE & AFTER TAX)



EARNINGS PER SHARE (PRE TAX & AFTER TAX)



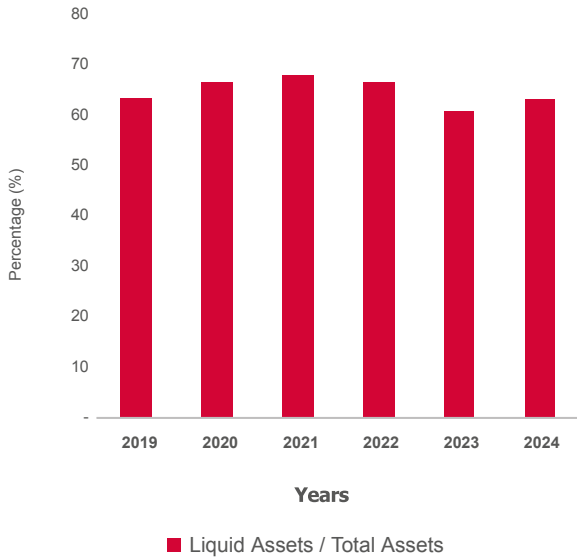
DIVIDENDS



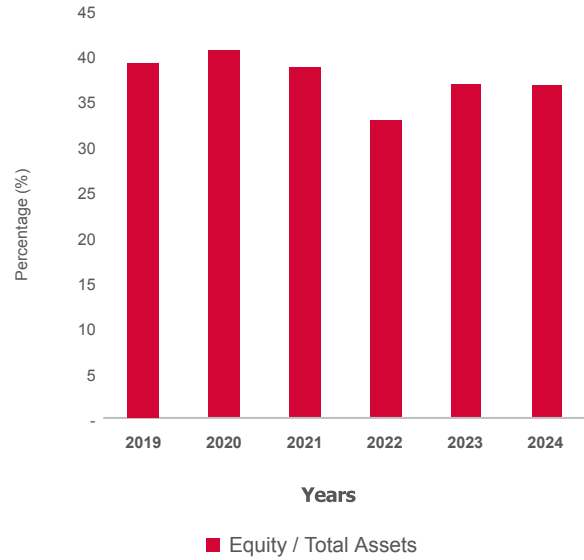
PERFORMANCE AT A GLANCE

(SIX YEARS)

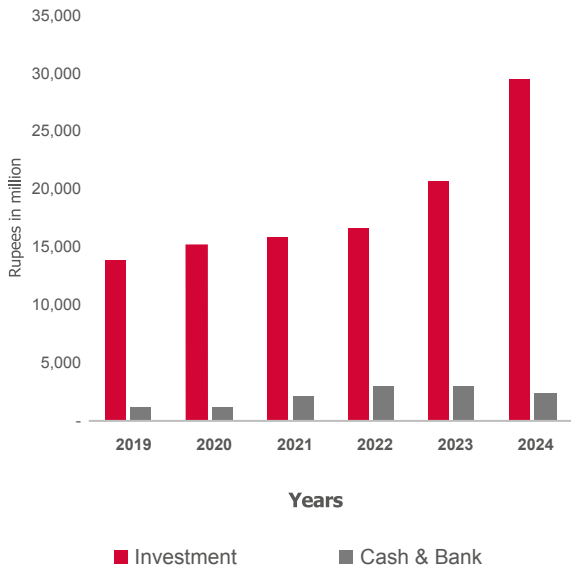
LIQUID ASSETS / TOTAL ASSETS



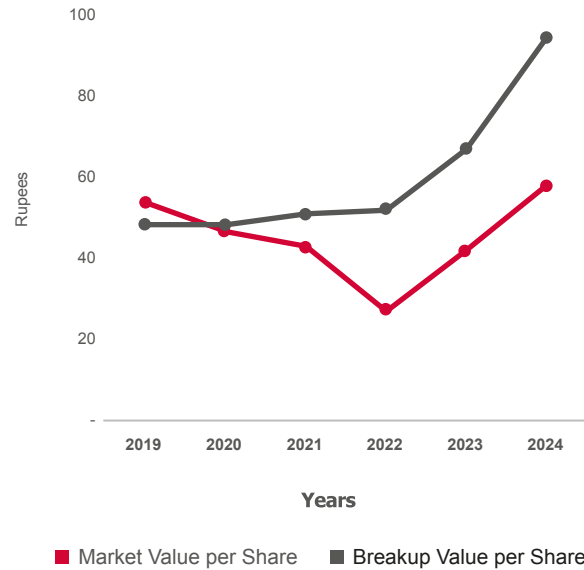
EQUITY / TOTAL ASSETS



INVESTMENTS AND CASH & BANK



MARKET VALUE VS BREAKUP VALUE PER SHARE

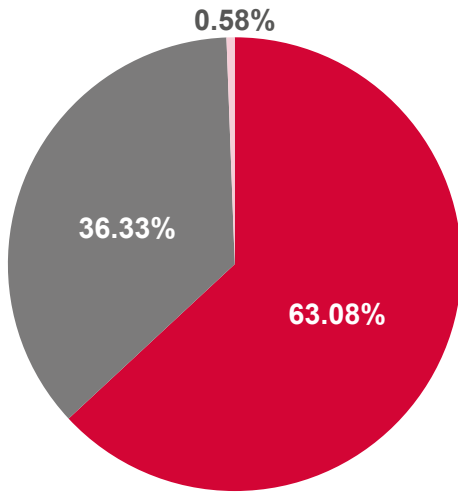


GRAPHICAL COMPOSITION OF FINANCIAL STATEMENTS

BALANCE SHEET

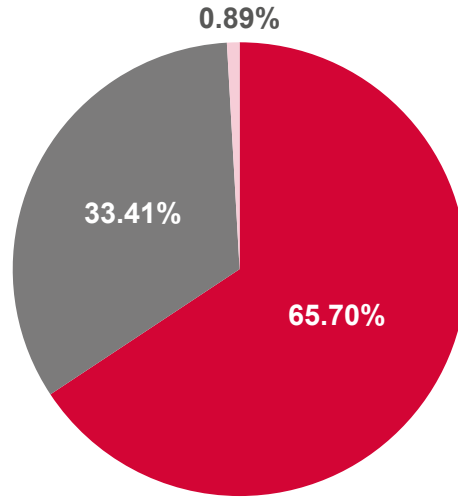
ASSETS 2024

- Earning Assets
- Current Assets-others
- Fixed Assets



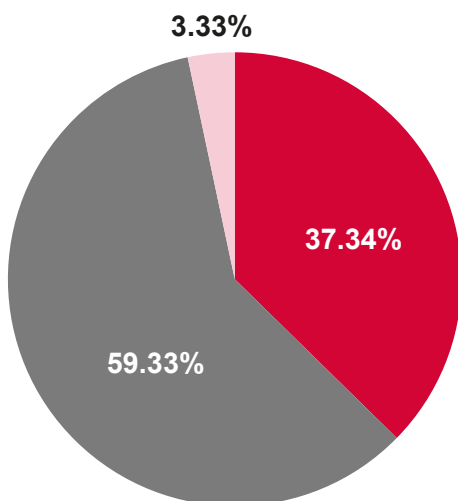
ASSETS 2023

- Earning Assets
- Current Assets-others
- Fixed Assets



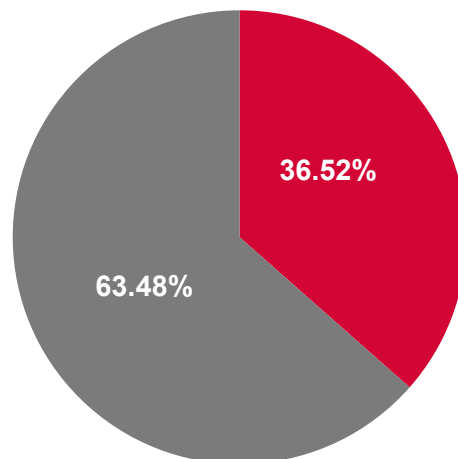
SHAREHOLDERS' EQUITY AND LIABILITIES 2024

- Share Capital & Reserves
- Current Liabilities
- Non Current Liabilities



SHAREHOLDERS' EQUITY AND LIABILITIES 2023

- Share Capital & Reserves
- Current Liabilities
- Non Current Liabilities

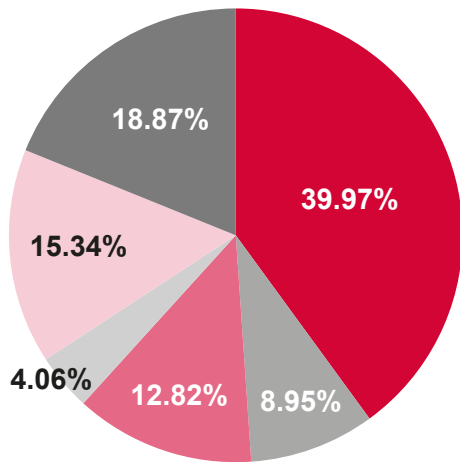


GRAPHICAL COMPOSITION OF FINANCIAL STATEMENTS

PROFIT AND LOSS ACCOUNT

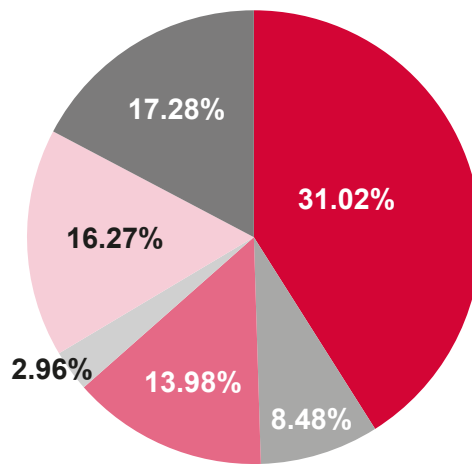
GROSS PREMIUM CLASSWISE 2024

- Fire
- Marine
- Motor
- Liability
- Accident & Health
- Miscellaneous



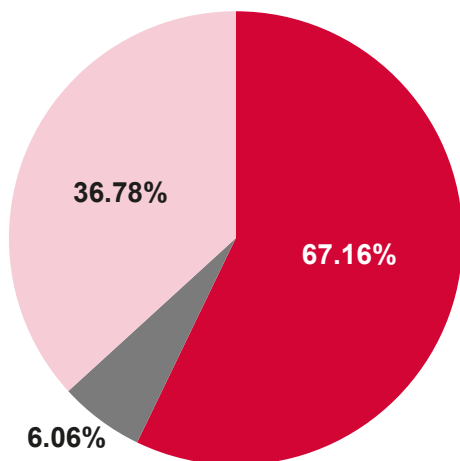
GROSS PREMIUM CLASSWISE 2023

- Fire
- Marine
- Motor
- Liability
- Accident & Health
- Miscellaneous



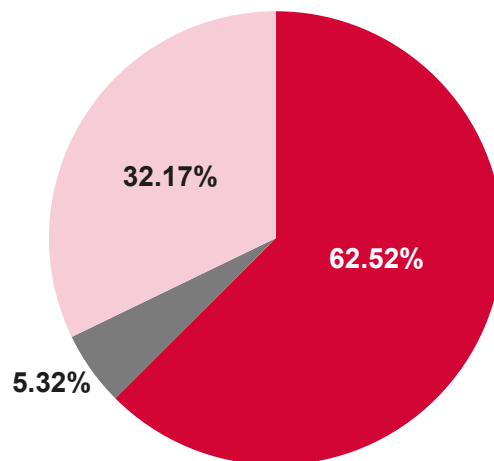
COMBINED RATIO 2024

- Net Claims
- Net Commission
- Expenses



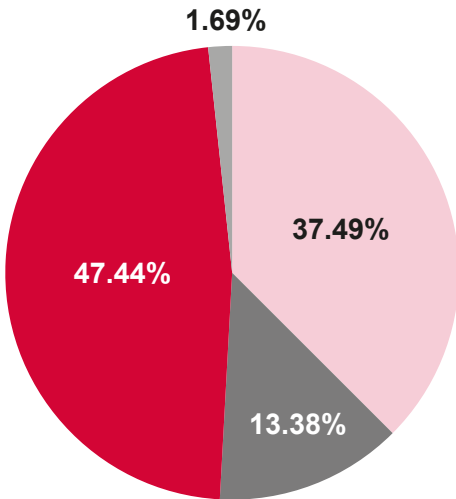
COMBINED RATIO 2023

- Net Claims
- Net Commission
- Expenses



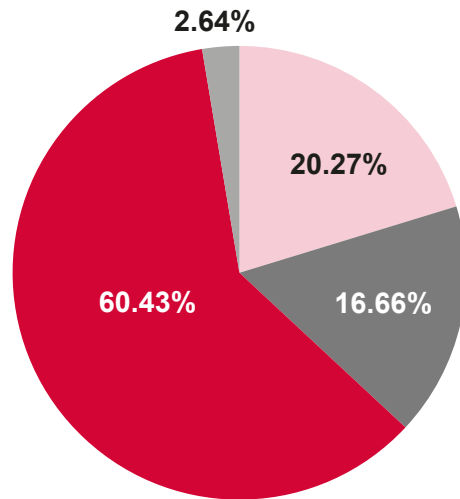
INVESTMENT INCOME 2024

- Income from equity Securities
- Return on bank deposits
- Return on Govt. Securities
- Rental income



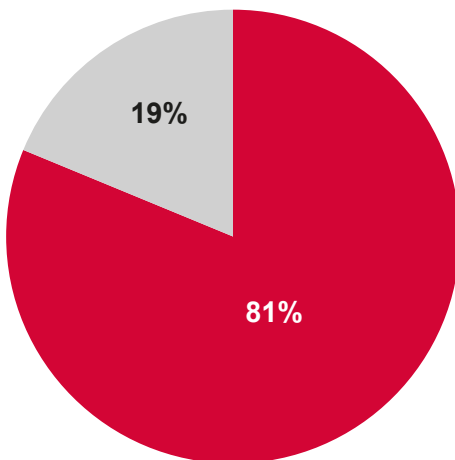
INVESTMENT INCOME 2023

- Income from equity Securities
- Return on bank deposits
- Return on Govt. Securities
- Rental income



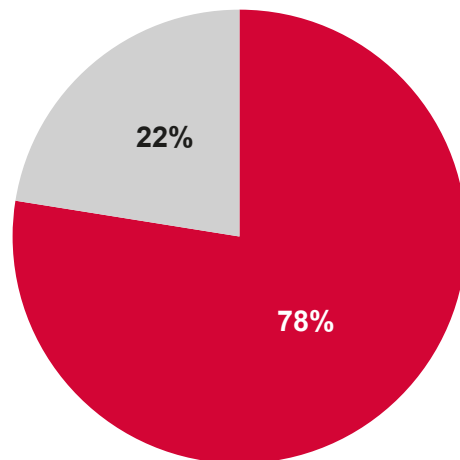
PROFIT BEFORE TAX 2024

- Investment and Other Income
- Underwriting Income



PROFIT BEFORE TAX 2023

- Investment and Other Income
- Underwriting Income

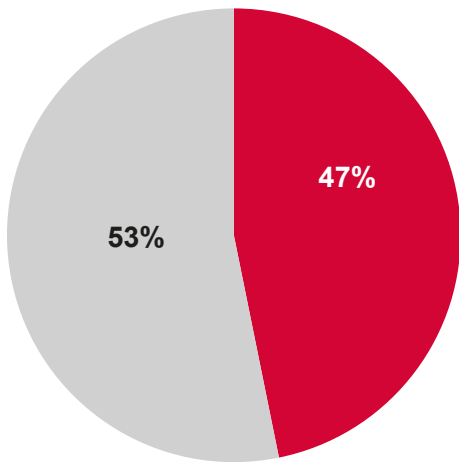


GRAPHICAL COMPOSITION OF FINANCIAL STATEMENTS

CASH FLOW

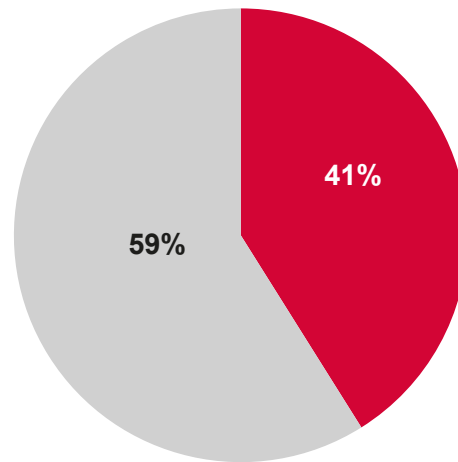
CASH GENERATED 2024

- Operating activities
- Investing activities



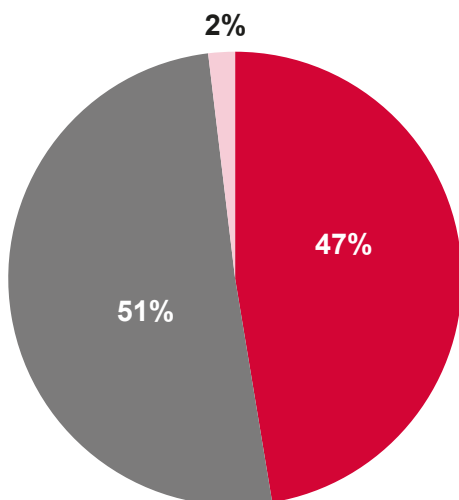
CASH GENERATED 2023

- Operating activities
- Investing activities



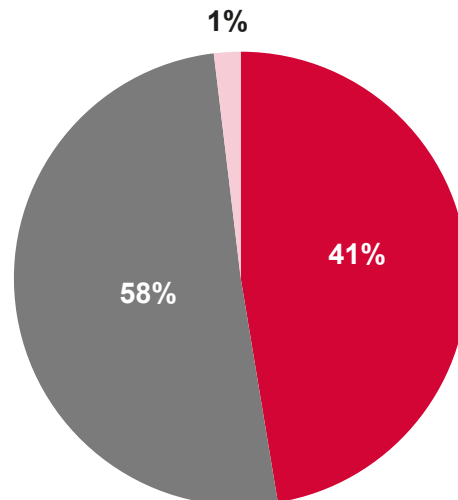
CASH CONSUMED 2024

- Operating Activities
- Investing Activities
- Financing Activities



CASH CONSUMED 2023

- Operating Activities
- Investing Activities
- Financing Activities



PERFORMANCE MEASUREMENT

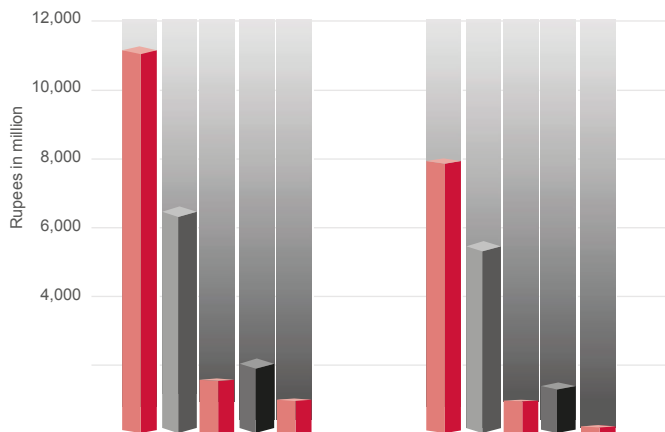
Performance measurement is key to evaluate how well an organisation is managed and the value it delivers for stakeholders. As a listed company, for Jubilee General, the most important stakeholders are our shareholders being the ultimate owner of the business. Due to the same reason, the value delivers to the shareholders is imperative. In the Company, performance measurement is an ongoing monitoring process. Furthermore, to evaluate performance, besides traditional and most commonly used methods of performance evaluation i.e. Ratio Analysis, calculation of returns on various categories of assets, horizontal & vertical analysis of financial statements and various comparative statements etc., modern techniques and tools are also considered particularly with special reference to the value addition for the shareholders. Following are advance techniques / tools to measure performance of the Company.

ECONOMIC VALUE ADDED

Economic Value Added (EVA) is a measurement of a Company’s financial performance based on the residual wealth calculated by reducing its cost of capital from its operating profit after adjustment of taxes. EVA can also be referred to as true economic profit of the Company. In Jubilee General, EVA is calculated to evaluate internal management performance. It compares the net operating profit to total cost of capital and through this evaluation tool, the performance of the overall business is evaluated. As a non-life insurance Company, Jubilee General is highly concerned for delivering higher value to its shareholders. In 2024, the Company generated economic value of Rs. 1,187 million (2023: Rs. 903 million) which is reflecting 31% increase in EVA generated by the Company as compared to 2023. This signification increase is mainly attributable to increase in underwriting profit and investment income.

Following is a table indicates the EVA at the year ended 31 December 2024 and 2023:

PARTICULARS	2024	2023
(Rupees in million).....	
Total Revenue	12,615	11,081
Less:		
Total Expenses	6,796	6,664
Government/corporate taxes	2,296	1,513
Capital charges	2,336	2,001
Economic Value Added (EVA)	1,187	903



■ Total Revenue Total Expenses
 ■ Government/corporate taxes Capital Charge
 ■ Economic Value Added (EVA)

MARKET VALUE ADDED

In order to measure the external performance, Market Value Added (MVA) is calculated to ascertain that how the market has evaluated the Company's performance in terms of market value of share as compared to its book value. In Jubilee General, MVA is calculated to evaluate management performance with special reference to market position of Jubilee General's share versus its book value.

As at December 31, 2024, the market value of total outstanding shares of the Company stood at Rs. 11.38 billion (2023: Rs. 8.32 billion) and the total book value of outstanding shares as at December 31, 2024, reflected Rs. 18.81 billion (2023: Rs. 13.26 billion). The market value is less than the book value of the Company in 2024 mainly due to dismal performance of the stock market.

GENDER PAY GAP STATEMENT

In accordance with the requirements of **SECP Circular No. 10 of 2024**, dated **April 17, 2024**, Jubilee General Insurance Company Limited has calculated and disclosed its Gender Pay Gap for the year ended December 31, 2024, based on the methodology prescribed in the Circular.

Mean Gender Pay Gap: 31.9%
Median Gender Pay Gap: 29.6%

These figures represent the average differences in earnings between male and female employees and are influenced by a range of factors including workforce composition, representation across senior roles, and broader industry dynamics.

Jubilee General Insurance is committed to fostering a diverse, equitable, and inclusive workplace. Addressing the Gender Pay Gap is an ongoing priority. To that end, the Company continues to focus on:

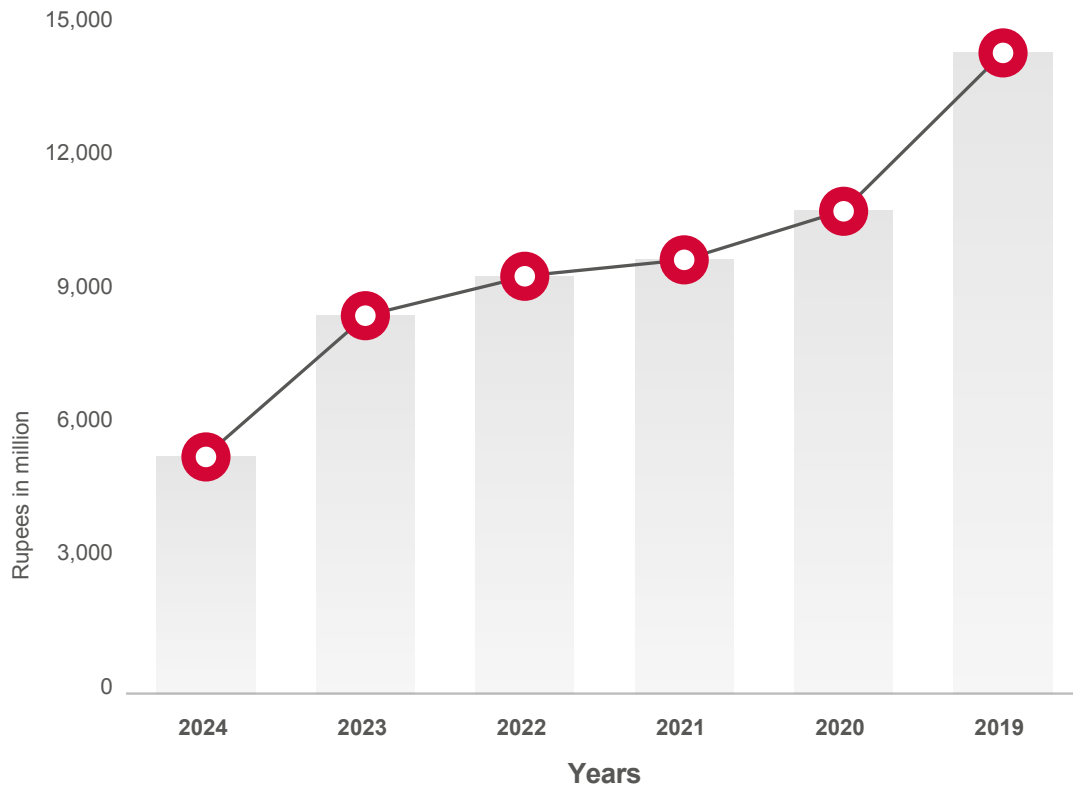
- Enhancing gender diversity across all levels of the organization
- Ensuring transparent and equitable pay structures
- Investing in leadership and career development opportunities for women

Through these efforts, we aim to promote fairness, support equal opportunity, and strengthen our long-term sustainability as an employer of choice.

MARKET CAPITALISATION

Market capitalisation refers to the total market value of a Company's outstanding shares. The amount of Market Capitalisation is considered to determine the Company size as compared to using sales or total assets. Although, the stock market remained volatile in 2019 to 2024, which definitely effected the market price of the Company's share in the last five years, however, a notable growth in market capitalisation of the Company's shares till the year 2019 can be witnessed from the following:

Particulars	Years					
	2024	2023	2022	2021	2020	2019
Number of Shares Outstanding (in million)	198	198	198	198	198	180
Market closing price of share as on 31 December (PSX) (Rupees)	57.48	42.00	27.00	42.70	47.70	54.01
Market Capitalisation (Rupees in million)	11,381	8,316	5,346	8,455	9,326	9,722



SHARE PRICE ANALYSIS

Volume Analysis

Jubilee General's Share Price and Volume on the PSX in the year 2024:

Months	Highest	Lowest	Per Day Average Volume
	----- Rupees -----		Number of Shares
January	42.00	40.41	1,086
February	44.50	39.00	18,445
March	43.00	29.06	45,986
April	34.06	27.04	1,584,699
May	43.82	33.36	286,502
June	46.98	39.12	137,620
July	49.90	43.15	35,155
August	44.88	41.63	43,501
September	42.96	39.15	14,922
October	46.60	38.78	23,188
November	44.69	42.22	241,421
December	57.48	45.92	2,348,269

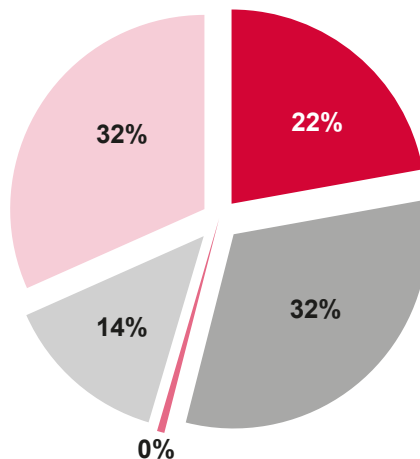
Total number of shares traded during the year are 95,088,819 (2023: 2,731,988).

STATEMENT OF VALUE ADDED

	2024	2023
..... (Rupees in '000)		
WEALTH GENERATED		
Net premium revenue	7,340,623	6,876,707
Commission from reinsurers	516,975	447,882
Investment income	4,771,446	3,656,367
Rental income	165,843	160,811
Other income	468,371	486,958
	13,263,258	11,628,725
Less:		
Claims, Commission and expenses (excluding employees remuneration, depreciation, and other taxes)	5,322,745	5,419,826
Net Wealth Generated	7,940,513	6,208,899
WEALTH DISTRIBUTION		
Employees remuneration	1,760,092	1,473,669
Government taxes (includes income tax, WWF , and others taxes)	2,525,039	1,736,950
Contribution to society	49,042	17,180
Dividend to shareholders		
- Cash	1,091,702	992,456
- Stock	-	-
	1,091,702	992,456
Retained in business		
- Depreciation and Amortisation	84,522	76,686
- Earnings	2,430,116	1,911,958
	2,514,638	1,988,644
	7,940,513	6,208,899

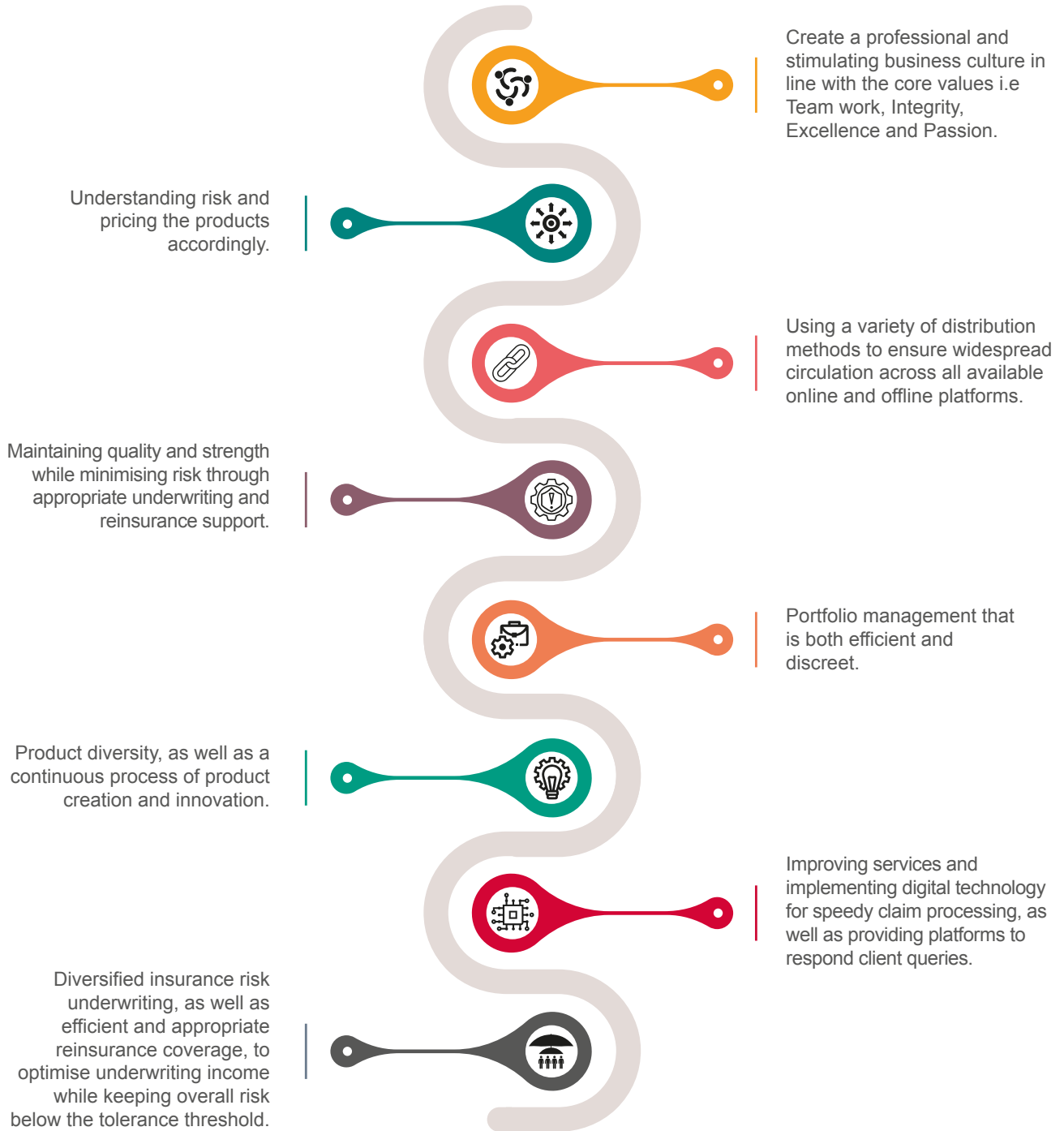
DISTRIBUTION OF WEALTH - 2024

- Employees remuneration
- Government taxes
- Contribution to society
- Dividend to shareholders
- Retained in business



VALUE CHAIN

A value proposition is a pledge to deliver, convey, and acknowledge value. It's also the customer's expectation of how value will be supplied, experienced, and gained. A value proposition can be applied to a full company, or sections of it, as well as customer accounts, products, and services. Jubilee General methodology of doing business is based on value creation. Therefore, the Company always strive to provide best insurance protection to its customers. Following are major aspect of value creation in the Company.



REPORT OF THE BOARD AUDIT COMMITTEE

FOR THE YEAR ENDED DECEMBER 31, 2024

The Board Audit Committee comprises of three (3) directors. The Chairman of the Committee is an independent director, whereas the other two members are non-executive directors. The independent director meets the criteria of independence as laid down under the Code of Corporate Governance for Insurers, 2016 (the code).

The Audit Committee comprises of the following members:

Name of Members	Status	Role
Mr. Riyaz Chinoy	Independent director	Chairman
Mr. John Joseph Metcalf	Non-executive director	Member
Mr. Mohammad Akhtar Bawany	Non-executive director	Member

All members of the Committee have relevant knowledge and experience of finance, audit and accounting and most of them fulfill the definition of 'financially literate' as required by the Code. The Board has satisfied themselves that all the current members of the Audit Committee are competent with an excellent mix of skills, significant acumen and possess requisite understanding related to finance, business management and audit matters.

The Chief Executive Officer (CEO) and Chief Financial Officer (CFO) attend the Committee's meetings by invitation. However, the Head of Internal Audit, who is also Secretary of the Committee, attends all Audit Committee meetings.

The role and responsibilities of the Board Audit Committee are determined by Terms of Reference, which are regularly reviewed by the Committee and are in line with relevant legislation and the Code. The primary role of the Committee in the context of the Board's broader governance framework is to oversee:

- i. The integrity, accuracy and reliability of Company's financial statements and financial reporting;
- ii. Internal controls and Risk management framework;
- iii. Monitoring compliance with applicable laws and regulatory requirements;
- iv. The independence, scope and performance of Internal Auditors;
- v. The appointment, qualification, independence and performance of External Auditors;
- vi. Appropriate measures have been taken by the management to safeguard the Company's assets.

The Committee has concluded its annual review of the conduct and operations of the Company for the year ended December 31, 2024 and reports that:

- Five (5) Audit Committee meetings were convened and presided by the Chairman of the Committee out of which two (2) were also attended by the External Auditor of the Company.
- The Committee has reviewed the quarterly, half-yearly and annual financial statements of the Company and recommended the same for the approval of the Board of Directors.
- The Committee has reviewed all the Related Party transactions and recommended the same for the approval of the Board of Directors.
- The Company has issued a Statement of Compliance with the Code of Corporate Governance, which is also reviewed and certified by the External Auditor of the Company.
- The Chief Executive Officer and the Chief Financial Officer have reviewed and endorsed the Financial Statements, the Chairman's and Directors' Report. They acknowledge their responsibility for true and fair presentation of the financial statements, accuracy of financial reporting, compliance with the applicable regulations and accounting standards and establishment and maintenance of internal controls and system of the Company.
- The financial statements have been prepared in accordance with the approved accounting standards comprising of such International Financial Reporting Standards (IFRSs) issued by the International Accounting Standard Board as applicable in Pakistan and are notified under the Companies Act, 2017, the Insurance Ordinance, 2000 and Insurance Rules, 2017.
- Appropriate accounting policies have been applied consistently and accounting estimates are based on reasonable and prudent judgement. Applicable accounting standards were followed in preparation of the financial statements of the Company on a going-concern basis for the financial year ended December 31, 2024, which present fairly the state of affairs, results of operations, profits, cash flows and changes in equity of the Company for the year under review.

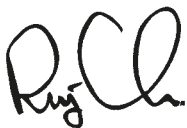
- Proper, accurate and adequate accounting records have been maintained by the Company in accordance with the Companies Act, 2017.

INTERNAL AUDIT

- The Internal Control framework has been defined and elaborated in the relevant section. The Company's system of internal control is sound in design and the internal control framework has been effectively implemented. The internal controls are continually evaluated for their effectiveness and adequacy through an independent in-house Internal Audit Department established by the Board.
- The Internal Audit Department has conducted independent audits in accordance with the risk-based internal audit plan approved by the Board Audit Committee. The Committee has also reviewed material internal audit findings along with the management's response. The Committee has taken appropriate actions, wherever necessary or brought the matters to the Board's attention, wherever required.
- The Head of Internal Audit has direct access to the Chairman Audit Committee and the members and has full liberty to discuss issues having concern over the organization's internal control, governance and risk. The Committee met independently with the Head of Internal Audit during the year without the presence of the management.
- The Committee has ensured adequate staffing of personnel with sufficient internal audit acumen and that the function has all necessary access to the management and the right to seek information and explanations.
- The progress of Internal Audit function was duly discussed and evaluated in the Committee's meeting held during the year, to ensure that the Audit function has effectively performed its assigned task and the Committee is satisfied with the effectiveness of the function.
- Coordination between the External and Internal Auditors was facilitated to ensure efficiency and contribution to the Company's objectives, including a reliable financial reporting system and compliance with relevant laws and regulations.

EXTERNAL AUDITORS

- The statutory auditors of the company, M/s. KPMG Taseer Hadi & Co., Chartered Accountants, have completed their audit assignment of the Company's financial statements and the Statement of Compliance with the Code of Corporate Governance for the year ended December 31, 2024 and shall retire on the conclusion of the upcoming 72nd Annual General Meeting.
- The Audit Committee has reviewed and discussed Key Audit Matters and other issues identified during the external audit with the External Auditors and management, along with the methods used to address the same.
- The Committee held independent meetings with the External Auditors during the year without the presence of management.
- The Management Letter is required to be submitted within 45 days of the date of the Auditors' Report on the financial statements under the listing regulations and will be discussed accordingly in the upcoming Committee's meeting following the receipt of the management letter.
- The Audit firm has been given a satisfactory rating under the Quality Control Review Program of the Institute of Chartered Accountants of Pakistan (ICAP) and the firm is fully compliant with the International Federation of Accountants (IFAC) Guidelines on Code of Ethics, as adopted by ICAP. The statutory auditors have indicated their willingness to continue as Auditors.
- Being eligible for reappointment under the listing regulations, the Board Audit Committee has recommended the reappointment of M/s. KPMG Taseer Hadi & Co., Chartered Accountants, as External Auditors of the Company for the year ending December 31, 2025 on terms to be approved by the Board of Directors.



Riyaz Chinoy
Chairman, Board Audit Committee
Karachi
March 12, 2025

PROFILE OF SHARIAH ADVISOR

Mufti Zeeshan Abdul Aziz is a recognised Shariah Scholar and researcher having strong comprehension of all aspects of Islamic Law and specialised in Islamic Jurisprudence and Islamic Finance from Jamia Dar Ul Uloom Karachi, Pakistan, having Takhassus Fil Ifta (Specialisation in Islamic Jurisprudence) with majoring in Islamic Banking & Finance.

He is serving as the Shariah Advisor of “Jubilee General Takaful” since its commencement and looking after the transactions, day-to-day Shariah matters and services provided by Jubilee General Takaful. His specialties include Shariah Compliant investments, development of takaful products, policies, manuals and drafting of all its Shariah related documents. Mufti Zeeshan is also involved in delivering detailed trainings to the management of all levels, marketing and distribution force of Jubilee General Takaful on Takaful, its Shariah related issues and requirements in the light of Takaful Rules 2012.

He has been associated with several Islamic Financial Institutions and Halal Certification bodies within Pakistan and abroad. Mufti Zeeshan is also the Shariah Advisor of Sindh Bank-Islamic Banking Division, Jubilee Family Takaful, NIT Islamic Investment Funds and Shariah Review Bureau, Bahrain and has been frequently debating and speaker on Shariah & technical aspects related to Islamic Finance nationally and internationally as well.

Mufti Zeeshan has been associated with various Halal Certification bodies of several countries and has performed around 300 Halal Certification audits of different food, beverages, cosmetics and pharmaceuticals companies in different parts of the world.

SHARIAH ADVISOR'S REPORT TO THE BOARD OF DIRECTORS

FOR THE YEAR ENDED DECEMBER 31, 2024

الحمد لله رب العالمين والصلوة والسلام على سيد الأنبياء والمرسلين وبعد

I have reviewed the General Takaful products including all related documents, as well as, the Participant Takaful Fund Policy, Investment Policy, Re-Takaful arrangements and the related transactions of Jubilee General - Window Takaful Operations (hereafter referred to as "Takaful Operator") for the year ended 31 December 2024.

It is the responsibility of the Takaful Operator to ensure that the rules, principles and guidelines set by the Shariah Advisor and Takaful Rules 2012 are complied with in all its business operations, and that all products and policies are duly approved by the Shariah Advisor.

My responsibility is to approve the products and policies, and express an opinion that the financial arrangements, Re-Takaful arrangements, contracts and transactions entered into by the Takaful Operator with its participants and stakeholders are in accordance with the requirements of Shariah rules and principles.

The primary objective of Shariah Advisor's report is to inform about the Takaful Operator's compliance with Shariah Guidelines in its business operations, including the transactions undertaken by the Takaful Operator during the year and express his opinion on transactions and operational aspects of Window Takaful Operations.

PROGRESS OF THE YEAR:

During the period under review; Jubilee General Window Takaful Operations has achieved significant successes, details of which are as follows:

1. Alhamdulillah, Jubilee General - Window Takaful Operations has maintained its position as one of the Market Leaders in the General Takaful Industry of the country.
2. Under the guidance of undersigned and after getting Shariah approval, during the year the Takaful Operator has developed and offered a number of new products, main related to the Retail & Banca-Takaful Products, for its Customers/Participants, which have also shown positive results in the market.
3. Divisions and Branches of the Company have fully participated in the business & growth of Takaful from different locations of the country.
4. At this stage, I am also thankful to the Partners Banks for the confidence they have shown on Jubilee General-WTO's Takaful Products and Services.

SHARIAH CERTIFICATION:

I confirm that in my opinion and to the best of my understanding based on the provided information and explanations:

- i. transactions undertaken by the Takaful Operator for the year ended 31 December 2024 were in accordance with guidelines issued by Shariah Advisor as well as requirements of Takaful Rules 2012;
- ii. for the investment purpose of Takaful Funds, the Shari'ah Compliant Investment Policy had already been approved by the undersigned and the investments have been done from the Operator's Fund & Participant Takaful Fund into Shariah Compliant Investment avenues only, including Islamic Banks, Islamic Funds and Shariah Compliant Equities, with prior Shariah approvals. Further, all bank accounts related to Window Takaful Operations have been opened in Islamic Banking Institutions (IBIs) with Shariah Advisor's prior approval, which are completely separate from the conventional insurance business;
- iii. transactions and activities of Window Takaful Operations are in accordance with the Shariah principles in respect of the Participants Takaful Fund (Waqf Fund) and Operator's Fund (OF);
- iv. during the year, Rs. 239,841 and Rs. 363,168 pertaining to OPF and PTF respectively, has been realized and disbursed as Charity amount through dividend income purification process, with prior Shariah approval.

While concluding; I state that the Shari'ah principles were followed in every aspect of practical implementation of Jubilee General-WTO during the year. I am grateful to the Board of Directors of Jubilee General, Management, Head of Window Takaful Operations, Divisional & Branch Heads and all relevant departments who cooperated with the Shariah Compliance function and provided every possible support to ensure Shari'ah Compliance in our Takaful practices and operations.

"And Allah Knows Best"



Mufti Zeeshan Abdul Aziz
Shariah Advisor

Date: 13 March 2025

STATEMENT OF COMPLIANCE WITH THE SHARIA'H PRINCIPLES

The financial arrangements, contracts and transactions, entered by Jubilee General Insurance Company Limited - Window Takaful Operations (the Company) for the year ended 31 December 2024 are in compliance with the Takaful Rules, 2012.

Further we confirmed that:

- The Company has developed and implemented all the policies and procedures in accordance with the Takaful Rules, 2012 and rulings of the Shariah Advisor along with a comprehensive mechanism to ensure compliance with such rulings and Takaful rules, 2012 in their overall operations. Further, the governance arrangements including the reporting of events and status to those charged with relevant responsibilities, such as the Audit Committee / Shariah Advisor and the Board of Directors have implemented;
- The Company has imparted trainings / orientations and ensured availability of all manuals / agreements approved by Shariah Advisor / Board of Directors to maintain the adequate level of awareness, capacity and sensitization of the staff and, the management;
- All the products and policies have been approved by Shariah Advisor and the financial arrangements including investments made, policies, contracts and transactions, entered into by Window Takaful Operations are in accordance with the polices approved by Shariah Advisor; and
- The assets and liabilities of Window takaful Operations (Participant Takaful Fund and Operator's Fund) are segregated from its other assets and liabilities, at all times in accordance with the provisions of the Takaful Rules, 2012.

This has been duly confirmed by the Shariah Advisor of the Company.

Karachi: March 13, 2025



Azfar Arshad
Managing Director
(Chief Executive Officer)



Independent Reasonable Assurance Report to the Board of Directors on the Management's Statement of Compliance with the Shariah Principles

We were engaged by the Board of Directors of Jubilee General Insurance Company Limited ("the Company") to report on the annexed Statement of Compliance (the Statement) with the Shariah Principles of the Window Takaful Operations (Takaful Operations) of the Company, as set out in the annexed Statement prepared by the management for the year ended 31 December 2024, with the Takaful Rules, 2012, in the form of an independent reasonable assurance conclusion about whether the Statement presents fairly the status for the year ended 31 December 2024 of compliance of the Takaful Operations with the Takaful Rules, 2012, in all material respects.

Responsibilities of the Management

The management of the Company is responsible for designing, implementing, and maintaining internal controls relevant to the preparation of the Statement that is free from material misstatement, whether due to fraud or error. It also includes ensuring the overall compliance of the Takaful Operations with the Takaful Rules, 2012 and other applicable laws and regulations.

The management of the Company is also responsible for preventing and detecting fraud and for identifying and ensuring that the Takaful Operations comply with laws and regulations applicable to its activities. It is also responsible for ensuring that the management, where appropriate, those charged with governance, and personnel involved with the Takaful Operations compliance with the Takaful Rules, 2012 are properly trained, systems are properly updated and that any changes in reporting encompass all significant business units.

Our responsibilities

Our responsibility is to examine the annexed statement prepared by management and to report thereon in the form of an independent reasonable assurance conclusion based on the evidence obtained. We conducted our engagement in accordance with International Standard on Assurance Engagements (ISAE) 3000 (Revised), Assurance Engagements Other Than Audits or Reviews of Historical Financial Information issued by the International Auditing and Assurance Standards Board. That standard requires that we plan and perform our procedures to obtain reasonable assurance about whether the annexed statement presents fairly the status of compliance of the Takaful Operations with the Takaful Rules, 2012, in all material respects.

The firm applies International Standard on Quality Management 1, which requires the firm to design, implement and operate a system of quality management including policies or procedures regarding compliance with ethical requirements, professional standards and applicable legal and regulatory requirements.

We have complied with the independence and other ethical requirements of the International Ethics Standards Board for Accountants' Code of Ethics for Professional Accountants as adopted by the Institute of Chartered Accountants of Pakistan (the Code), which is founded on fundamental principles of integrity, objectivity, professional competence and due care, confidentiality and professional behavior.

The procedures selected depend on our judgment, including the assessment of the risks of non-compliance with the Takaful Rules, 2012, whether due to fraud or error.

In making those risk assessments, we have considered internal controls relevant to the preparation of the Statement in order to design assurance procedures that are appropriate in the circumstances, but not for the purposes of expressing a conclusion as to the effectiveness of the Company's internal control over the preparation of the Statement. Our engagement also included assessing the appropriateness of the compliance with Shariah Principles, the suitability of the criteria used by the management in preparing the Statement in the circumstances of the engagement, evaluating the appropriateness of the methods, policies and procedures, and models used in the preparation of the Statement and the reasonableness of estimates made by the management and evaluating the overall presentation of the Statement. Reasonable assurance is less than absolute assurance.



As part of this engagement, we have not performed any procedures by way of audit, review or verification of the Statement nor of the underlying records or other sources from which the Statement was extracted.

The procedures performed included:

- Evaluating the systems, procedures and practices in place with respect to the Takaful operations in compliance with the Takaful Rules, 2012 and Shariah advisor's guidelines;
- Evaluating the governance arrangements including the reporting of events and status relating to Takaful Operations to those charged with relevant responsibilities, such as the Audit Committee / Shariah Advisor and the Board of Directors;
- Testing transactions relating to Takaful operations, using an appropriate sample, to assess compliance of tested transactions carried out in compliance with the laid down procedures and practices including the regulations relating to Takaful operations as laid down in Takaful Rules, 2012;
- Inspecting the Statement to assess whether it is prepared in accordance with Shariah Principles of Takaful Rules, 2012; and
- In performing our assurance procedures, necessary guidance on Shariah matters was provided by independent Shariah scholar.

Characteristics and Limitations of the Statement

A system of internal control, because of its nature, may not prevent or detect all instances of non-compliance with Takaful Rules, 2012, and consequently cannot provide absolute assurance that the objective of compliance with Takaful Rules, 2012, will be met. Also, projection of any evaluation of effectiveness to future periods is subject to the risk that the controls may become inadequate or fail.

Applicable Criteria

The criteria against which the subject matter information (the Statement) is assessed comprise of the provisions of Takaful Rules, 2012, issued by the Securities and Exchange Commission of Pakistan (SECP).

Conclusion

Our conclusion has been formed on the basis of, and is subject to, the matters outlined in this report. We believe that the evidence we have obtained is sufficient and appropriate to provide a basis for our conclusion.

In our opinion, the annexed statement, for the year ended 31 December 2024, presents fairly the status of compliance of the Takaful Operations with the Takaful Rules, 2012, in all material respects.

Lahore
Dated: 29 March 2025

KPMG Taseer Hadi & Co.
KPMG Taseer Hadi & Co.
Chartered Accountants

STATEMENT OF COMPLIANCE WITH THE LISTED COMPANIES (CODE OF CORPORATE GOVERNANCE) REGULATIONS, 2021 AND THE CODE OF CORPORATE GOVERNANCE FOR INSURERS, 2016

JUBILEE GENERAL INSURANCE COMPANY LIMITED (THE COMPANY) FOR THE YEAR ENDED DECEMBER 31, 2024

This statement is being presented in compliance with the Listed Companies (Code of Corporate Governance) Regulations, 2019 (the Regulations) and the Code of Corporate Governance for Insurers, 2016 (the Code) for the purpose of establishing a framework of good governance, whereby an insurer is managed in compliance with the best practices of corporate governance.

The Company has complied with the requirements of the Code and the Regulations in the following manner:

1. The total number of directors are nine (9), as per the following:
 - a. Male: 7
 - b. Female: 2
2. The Company encourages representation of independent non-executive directors and directors representing minority interests on its Board of Directors (the Board). The composition of the Board is as follows:

Category	Names
Independent Directors	Mr. Riyaz Chinoy
Female Independent Directors	Ms. Nausheen Ahmad
	Ms. Sima Kamil (appointed w.e.f January 23, 2025)
Executive Director (Chief Executive Officer)	Mr. Hassan Khan (Subsequent to year end Mr. Hassan Khan has resigned as the Chief Executive of the Company and as interim measure, Mr. Azfar Arshad has been appointed as the Chief Executive of the Company)
Non-Executive Directors	Mr. Akbarali Pesnani
	Mr. John Joseph Metcalf
	Mr. Amin A. Hashwani
	Mr. Abrar Ahmed Mir
	Mr. Mohammad Akhtar Bawany
	Mr. Badaruddin F. Vellani (Resigned w.e.f August 12, 2024)
Female Non-Executive Director	Ms. Ava Ardeshir Cowasjee

The number of elected/nominated directors on the Board is nine (9) whereas the Chief Executive is a “deemed director” under section 188(3) of the Companies Act, 2017.

The Board had fixed the number of independent directors at three considering the required skills set and experience at the time of reconstitution of the Board. The independent directors meet the criteria of independence as laid down under the Code.

The fraction has not been rounded up to one as the Board believes and understands that three (3) independent directors are sufficient and have requisite competencies, skills, knowledge, and experience to fulfill their obligations as per requirements of the applicable law and regulations.

3. Subsequent to the elections of directors on June 26, 2023 It was identified that Mr. Badaruddin F. Vellani was not independent as he was the Chief Executive Officer of an associated Company (not-for-profit organisation under section 42 of the now Companies Act, 2017). Mr. Vellani resigned on August 12, 2024. Subsequent to the year-end n independent director has been appointed by the Company and the appointment has also been confirmed by the SECP.
4. The directors have confirmed that none of them is serving as a director on more than seven listed companies, including this Company (excluding the listed subsidiaries of listed holding companies in which each one of them is a director).
5. All the resident directors of the Company are registered as taxpayers and none of them has defaulted in payment of any loan to a banking company, a development financial institution or a non-banking financial institution or, being a member of a stock exchange, has been declared as a defaulter by a stock exchange.
6. The Company has prepared a “Code of Conduct” and has ensured that appropriate steps have been taken to disseminate it throughout the Company along with its supporting policies and procedures.

7. The Board has developed a vision / mission statement, overall corporate strategy and significant policies of the Company. The Board has ensured that complete record of particulars of significant policies along with their date of approval or updating is maintained by the Company.
8. All powers of the Board have been duly exercised and decisions on relevant matters have been taken by the Board / shareholders as empowered by the relevant provisions of the Companies Act, 2017 (the Act), the Code and the Regulations.
9. The meetings of the Board were presided over by the Chairman and, in his absence, by a director elected by the Board for this purpose. The Board has complied with the requirements of the Act, the Code and the Regulations with respect to frequency, recording and circulating minutes of meeting of the Board.
10. The Board has a formal policy and transparent procedures for remuneration of directors in accordance with the Act and the Regulations.
11. The Board has established a system of sound internal control, which is effectively implemented at all levels within the Company. The Company has adopted and complied with all the necessary aspects of internal controls given in the Code.
12. All the Directors have either attended the orientation course or have been provided appropriate guidelines in this regard and as such they are fully aware of their duties and responsibilities. Following directors have completed the Director's Training:

Directors:

Akbarali Pesnani
John Joseph Metcalf
Riyaz Chinoy
Abrar Ahmed Mir
Nausheen Ahmad
Mohammad Akhtar Bawany
Ava Ardeshir Cowasjee

13. The Board has approved appointment of the Chief Financial Officer (CFO), Company Secretary and Head of Internal Audit, including their remuneration and terms and conditions of employment and complied with relevant requirements of the Code and the Regulations.
14. The Directors' Report for this year has been prepared in compliance with the requirements of the Code and fully describes the salient matters required to be disclosed.
15. Chief Executive Officer (CEO) and CFO duly endorsed the financial statements before approval of the Board.
16. The directors, CEO and other executives do not hold any interest in the shares of the Company other than disclosed in the pattern of shareholding.
17. The Company has complied with all the corporate and financial reporting requirements of the Code.
18. The Board has formed the following Management Committees:

UNDERWRITING COMMITTEE:

Underwriting Committee:	
Name of Member	Category
Mr. Hassan Khan*	Chairman
Mr. Azfar Arshad	Member
Mr. Syed Ali Adnan	Member
Mr. Tariq Mushtaq	Member & Secretary

CLAIM SETTLEMENT COMMITTEE:

Name of Member	Category
Mr. Hassan Khan*	Chairman
Mr. Uzair Mirza	Member
Mr. Kamran Arif	Member & Secretary

REINSURANCE & CO-INSURANCE COMMITTEE:

Name of Member	Category
Mr. Hassan Khan*	Chairman
Syed Ali Adnan	Member
Mr. Rameez Sabri	Member & Secretary

RISK MANAGEMENT & COMPLIANCE COMMITTEE:

Name of Member	Category
Mr. Hassan Khan*	Chairman
Mr. Azfar Arshad	Member
Mr. Syed Ali Adnan	Member
Mr. Uzair Mirza	Member & Secretary

TAKAFUL COMMITTEE:

Name of Member	Category
Mr. Hassan Khan*	Chairman
Mr. Syed Ali Adnan	Member
Mr. Ovais Bin Alam	Member & Secretary

ASSET ALLOCATION COMMITTEE

Name of Member	Category
Mr. Hassan Khan*	Chairman
Mr. Syed Ali Adnan	Member
Mr. Naresh Kumar	Member & Secretary

19. The Board has formed committees comprising of members given below:

HUMAN RESOURCE, REMUNERATION & NOMINATION COMMITTEE:

Name of Member	Category
Ms. Nausheen Ahmad	Chairperson (Independent Director)
Mr. Akbarali Pesnani	Member (Non-Executive Director)
Mr. John Joseph Metcalf	Member (Non-Executive Director)
Mr. Amin A. Hashwani	Member (Non-Executive Director)
Mr. Hassan Khan*	Member (Executive Director- Chief Executive Officer)
Ms. Anita Lalani	Secretary and Head of Human Resource

INVESTMENT COMMITTEE:

Name of Member	Category
Mr. Akbarali Pesnani	Chairman (Non-Executive Director)
Mr. John Joseph Metcalf	Member (Non-Executive Director)
Ms. Ava Ardeshir Cowasjee	Member (Non-Executive Director)
Mr. Hassan Khan*	Member (Executive Director –Chief Executive Officer)
Syed Ali Adnan	Member (Chief Financial Officer)
Mr. Naresh Kumar	Secretary/Head of investments

RISK AND COMPLIANCE COMMITTEE:

Name of Member	Category
Mr. John Joseph Metcalf	Chairman (Non-Executive Director)
Mr. Akbarali Pesnani	Member (Non-Executive Director)
Mr. Abrar Ahmed Mir	Member (Non-Executive Director)
Mr. Hassan Khan*	Member (Executive Director – Chief Executive Officer)
Mr. Uzair Mirza	Secretary/ Head of Risk Management

IT STEERING COMMITTEE

Name of Member	Category
Mr. John Joseph Metcalf	Chairman (Non-Executive Director)
Mr. Amin A. Hashwani	Member (Non-Executive Director)
Mr. Abrar Ahmed Mir	Member (Non-Executive Director)
Ms. Ava Ardeshir Cowasjee	Member (Non-Executive Director)
Mr. Hassan Khan*	Member (Executive Director – Chief Executive Officer)
Mr. Fahad Ahmed	Secretary/Head of Information Technology

*Subsequent to year end, Mr. Hassan Khan has resigned as the Chief Executive of the Company.

AUDIT COMMITTEE:

The Board has formed an Audit Committee. It comprises of three members, two of whom are non-executive directors and the chairman of the committee is an independent director. The composition of the Audit Committee is as follows:

Name of Member	Category
Mr. Riyaz Chinoy	Chairman (Independent Director)
Mr. John Joseph Metcalf	Member (Non-Executive Director)
Mr. Mohammad Akhtar Bawany	Member (Non-Executive Director)
Mr. Safar Ali	Secretary /Head of Internal Audit

20. The terms of reference of the aforesaid committees have been formed, documented and advised to the committees for compliance.
21. The minimum frequency of meetings of the committees is as follows:
 - a) Audit Committee: quarterly meetings;
 - b) Human Resource, Remuneration & Nomination Committee: half yearly;
 - c) Finance and Investment Committee: quarterly meetings;
 - d) Risk and Compliance Committee: quarterly meetings; and
 - e) IT Steering Committee: half yearly.
 - f) Management Committees: quarterly meetings
22. The Board has set up an effective internal audit function who are considered suitably qualified and experienced for the purpose and are conversant with the policies and procedures of the Company and they are involved in the internal audit function on a regular basis.
23. The Board, as whole, oversees Sustainability Risks and Opportunities of the Company.
24. The Chief Executive Officer, Chief Financial Officer, Chief Compliance Officer and the Head of Internal Audit possess such qualification and experience as is required under the Code. The persons heading the underwriting, claim, reinsurance and risk management and grievance functions / departments possess qualification and experience of direct relevance to their respective functions as required under section 12 of the Insurance Ordinance, 2000 (Ordinance No. XXXIX of 2000).

Name of the person	Designation
Mr. Hassan Khan	Chief Executive Officer*
Syed Ali Adnan	Chief Financial Officer
Mr. Abdul Wahid	Company Secretary
Mr. Safar Ali	Head of Internal Audit
Mr. Azfar Arshad	Chief Operating Officer
Mr. Kamran Arif	Head of Claims
Mr. Rameez Sabri	Head of Reinsurance
Mr. Uzair Mirza	Head of Compliance and Enterprise Risk Management
Mr. Tariq Mushtaq	Head of Underwriting

*Subsequent to year end, Mr. Hassan Khan has resigned as the Chief Executive of the Company.

25. The statutory auditors of the Company have been appointed from the panel of auditors approved by the Commission in terms of section 48 of the Insurance Ordinance, 2000. The statutory auditors of the Company have confirmed that they have been given a satisfactory rating under the Quality Control Review program of the Institute of Chartered Accountants of Pakistan and registered with Audit Oversight Board of Pakistan, that they and all their partners are in compliance with International Federation of Accountants (IFAC) guidelines on code of ethics as adopted by the Institute of Chartered Accountants of Pakistan, that they and the partners of the firm involved in the audit are not a close relative (spouse, parent, dependent and non-dependent children) of the CEO, CFO, Head of Internal Audit, Company Secretary or Directors of the Company and that they or any partners of the firm, their spouses and minor children do not hold shares of the Company.
26. The statutory auditors or the persons associated with them have not been appointed to provide other services except in accordance with the Act, the Regulations, the Code or any other regulatory requirement and the auditors have confirmed that they have observed IFAC guidelines in this regard.
27. The Board ensures that the investment policy of the Company has been drawn up in accordance with the provisions of the Code.
28. The Board ensures that the risk management system of the Company is in place as per the requirements of the Code.
29. The Company has set up a risk management function / department, which carries out its tasks as covered under the Code.
30. The Board ensures that as part of the risk management system, the Company gets itself rated from the credit rating agencies which is being used by its risk management function / department and the respective Committee as a risk monitoring tool. The rating assigned by the rating agencies are as follows:

Rating agency	Rating	Outlook	Date
AM Best – UK	B (Fair)(FSR)	Stable	09 August 2024
PACRA – Pakistan	AA++(IFS)	Stable	01 November 2024
VIS – Pakistan	AA++(IFS)	Stable	04 February 2025

31. The Board has set up a grievance function, which fully complies with the requirements of the Code.
32. We confirm that all requirements of regulations 3, 6, 7, 8, 27, 32, 33 and 36 of the Regulations have been complied with; and
33. We confirm that all other material principles contained in the Code have been complied with.

By Order of the Board



Azfar Arshad
Managing Director & Chief Executive
Karachi: 13, March 2025



Akbarali Pesnani
Director & Chairman Board



INDEPENDENT AUDITOR'S REVIEW REPORT

To the members of Jubilee General Insurance Company Limited

Review Report on the Statement of Compliance contained in Listed Companies (Code of Corporate Governance) Regulations, 2019 and Code of Corporate Governance for Insurers, 2016

We have reviewed the enclosed Statement of Compliance with the Listed Companies (Code of Corporate Governance) Regulations, 2019 and the Code of Corporate Governance for Insurers, 2016 (both herein referred to as "the Regulations") prepared by the Board of Directors of Jubilee General Insurance Company Limited ("the Company") for the year ended 31 December 2024 in accordance with the requirements of regulation 36 of the Listed Companies (Code of Corporate Governance) Regulations, 2019 and provision Ixxvi of the Code of Corporate Governance for Insurers, 2016.

The responsibility for compliance with the Regulations is that of the Board of Directors of the Company. Our responsibility is to review whether the Statement of Compliance reflects the status of the Company's compliance with the provisions of the Regulations and report if it does not and to highlight any non-compliance with the requirements of the Regulations. A review is limited primarily to inquiries of the Company's personnel and review of various documents prepared by the Company to comply with the Regulations.

As a part of our audit of the financial statements we are required to obtain an understanding of the accounting and internal control systems sufficient to plan the audit and develop an effective audit approach. We are not required to consider whether the Board of Directors' statement on internal control covers all risks and controls or to form an opinion on the effectiveness of such internal controls, the Company's corporate governance procedures and risks.

The Regulations require the Company to place before the Audit Committee, and upon recommendation of the Audit Committee, place before the Board of Directors for their review and approval, its related party transactions. We are only required and have ensured compliance of this requirement to the extent of the approval of the related party transactions by the Board of Directors upon recommendation of the Audit Committee.

Based on our review, nothing has come to our attention which causes us to believe that the Statement of Compliance does not appropriately reflect the Company's compliance, in all material respects, with the requirements contained in the Regulations as applicable to the Company for the year ended 31 December 2024.

Further, we highlight below instance of non-compliance with the requirement of the Regulations as reflected in the paragraph reference where it is stated in the Statement of Compliance:

Paragraph reference	Description
3	During the prior year, the Board of the Company was reconstituted and Mr. Badaruddin F. Vellani was elected as one of the independent directors. As explained in the Statement of Compliance, subsequent to the election of directors it was identified that Mr. Badaruddin F. Vellani is not independent as he is the Chief Executive Officer of an associated Company (a not-for-profit organization under section 42 of the now Companies Act, 2017). The Regulations require that Board shall have at least two or one-third members of the Board, whichever is higher, as independent directors. The Company should have had at least three independent directors on the Board, however there were only two (2) independent directors during the year.
3	During the year, a casual vacancy arose on the Board of Directors due to the resignation of Mr. Badaruddin F. Vellani, who resigned on 12 August 2024. In accordance with the regulations, the Company was required to fill the vacancy within ninety days, however the Company has appointed an Independent Director w.e.f January 23, 2025 after the lapse of more than ninety days.

Lahore

Dated: 29 March 2025

UDIN: CR202410114a2X1PBIpV

KPMG Taseer Hadi & Co.

KPMG Taseer Hadi & Co.
Chartered Accountants

DRIVING GROWTH AND SUSTAINABILITY

FINANCIAL
STATEMENTS

14







INDEPENDENT AUDITOR'S REPORT

To the members of Jubilee General Insurance Company Limited

Report on the Audit of the Financial Statements

We have audited the annexed financial statements of Jubilee General Insurance Company Limited ("the Company"), which comprise the statement of financial position as at 31 December 2024, and the statement of profit and loss account, the statement of comprehensive income, the statement of changes in equity, the statement of cash flows for the year then ended, and notes to the financial statements, including a summary of material accounting policies and other explanatory information, and we state that we have obtained all the information and explanations which, to the best of our knowledge and belief, were necessary for the purposes of the audit.

In our opinion and to the best of our information and according to the explanations given to us, the statement of financial position, the statement of profit and loss account, the statement of comprehensive income, the statement of changes in equity and the statement of cash flows together with the notes forming part thereof conform with the accounting and reporting standards as applicable in Pakistan and give the information required by the Insurance Ordinance, 2000 and the Companies Act, 2017 (XIX of 2017), in the manner so required and respectively give a true and fair view of the state of the Company's affairs as at 31 December 2024 and of the profit, total comprehensive income, the changes in equity and its cash flows for the year then ended.

Basis for Opinion

We conducted our audit in accordance with International Standards on Auditing (ISAs) as applicable in Pakistan. Our responsibilities under those standards are further described in the Auditor's Responsibilities for the Audit of the Financial Statements section of our report. We are independent of the Company in accordance with the International Ethics Standards Board for Accountants' Code of Ethics for Professional Accountants as adopted by the Institute of Chartered Accountants of Pakistan (the Code) and we have fulfilled our other ethical responsibilities in accordance with the Code. We believe that the audit evidence we have obtained is sufficient and appropriate to provide a basis for our opinion.

Emphasis of Matter

We draw attention to following

- 1) Note 3 to the financial statements which explains that the Company has changed its accounting policy with respect to recognition of premium earned, reinsurance expenses, commission income and expenses, and as a result comparative information presented as at and for the year ended 31 December 2023 has been restated.
- 2) Note 26.13 to the annexed financial statements, which describes that the Company along with other insurance companies had earlier challenged the scope and applicability of provincial sales tax on services on premium received from insurance business in provincial High Courts.

The Hon'ble Sindh High Court has dismissed the case with a direction to reapproach Sindh Revenue Board on the matter of taxability of health insurance business. However, the insurance companies have decided to refer the case to and file a constitutional petition in the Supreme Court of Pakistan.

The Company has not charged provincial sales tax to its clients, nor has recognized any liability for the impugned sales tax amounting to Rs. 781,714 thousand as mentioned in note 26.13 to the financial statements as the management is confident that the final outcome will be in the favour of Company based on legal opinion.

Our opinion is not modified in respect of above matters.

Key Audit Matters

Key audit matters are those matters that, in our professional judgment, were of most significance in our audit of the financial statements of the current period. These matters were addressed in the context of our audit of the financial statements as a whole, and in forming our opinion thereon, and we do not provide a separate opinion on these matters.

Following are the Key audit matters.

KPMG Taseer Hadi & Co., a Partnership firm registered in Pakistan and a member firm of the KPMG global organization of independent member firms affiliated with KPMG International Limited, a private English company limited by guarantee.



S. No.	Key audit matters	How the matter was addressed in our audit
1.	<p>Premium Earned</p> <p>Refer to notes 3, 4.12 and 28 to the financial statements.</p> <p>The Company's premium earned amounts to Rs. 19,100,547 thousand which is generated from premium on insurance policies representing a significant element of the financial statements of the Company.</p> <p>Premium income is one of the key performance indicators of the Company. Further, the Company has changed its accounting policy to recognize premium evenly over the period of the insurance policy. Because of the significance of the premium as key performance indicator, change in accounting policy during the year and that it was considered as an area of significant audit risk as part of our audit process, we considered this area as a key audit matter.</p>	<p>Our audit procedures amongst others, included the following:</p> <ul style="list-style-type: none"> • Obtaining an understanding of and evaluated the design and implementation of key controls over the process of capturing, processing and recording of premiums. • Comparing the premiums underwritten on sample basis from the underlying policies issued to insurance contract holders. • Testing the policies on sample basis where premium was underwritten close to year end and subsequent to year end to evaluate that revenue from premiums was recognized in the appropriate accounting period. • Recalculating the unearned portion of premium underwritten to evaluate that correct amount has been recorded as revenue for the current period. • Assessing the relevant presentation and disclosures made in the financial statements to ascertain whether these are in accordance with the accounting and reporting standards as applicable in Pakistan.
2.	<p>Valuation of Investments</p> <p>Refer to notes 4.13, 10, 11 and 12 to the financial statements.</p> <p>The investments of Rs 28,069,779 thousands as at December 31, 2024 held by the Company constitute a significant component of total assets of the Company.</p> <p>The proper valuation of investments portfolio of the Company as at December 31, 2024 was considered a significant area of estimation and therefore, we considered this as a key audit matter.</p>	<p>Our audit procedures amongst others, included the following:</p> <ul style="list-style-type: none"> • Obtaining an understanding of the process relating to valuation of investment and test the design and implementation of the key controls identified in the process. • Assessing that the investment were valued appropriately in accordance with the requirements of the accounting and reporting standards as applicable in Pakistan. • Assessing that net unrealized gains / losses arising on the subsequent measurement of investments were appropriately accounted for in the financial statements. • Evaluating the management's assessment of available-for-sale investments for any impairment in accordance with the accounting and reporting standards as applicable in Pakistan. • Obtaining independent confirmations for the investment portfolio as at 31 December 2024 and reconciling the contents of the reply with the books and records of the Company. In the instance, where confirmations were not received, alternate audit procedures were performed. Comparing the external statements for security custodian with the books and records of the Company to assess whether the number of scripts have been accurately recorded by the Company. • Performing recalculation by using the data and inputs used in the valuation to assess the accuracy of carrying value of investments at the reporting date. • Assessing the appropriateness of the accounting policy adopted by the Company for compliance with the requirements of applicable financial reporting framework.
3.	<p>Valuation of Incurred But Not Reported (IBNR) claims reserves</p> <p>Refer to notes 4.16 and 29 to the financial statements.</p> <p>As at 31 December 2024, net provision for IBNR amounted to Rs 106,915 thousands.</p>	<ul style="list-style-type: none"> • Obtaining an understanding of the Company's process and evaluation of the design and implementation of key controls in recognition and valuation of IBNR reserves. • Evaluating the appropriateness of the Company's accounting policy for recognition and measurement of IBNR reserves, in compliance with applicable accounting and reporting standards. • Assessing the consistency of the methods used for calculation of the IBNR reserves and assumptions for the valuation parameters at December 31, 2024 to establish whether these had been subject to any arbitrary discontinuities from those used at December 31, 2023.



S. No.	Key audit matters	How the matter was addressed in our audit
3.	<p>The provision for IBNR claims is calculated by the Company as required under Circular No. 9 of 2016 issued by the Securities and Exchange Commission of Pakistan (SECP).</p> <p>As per the SECP Circular No. 9 of 2016, an insurer shall estimate and maintain the provision for IBNR for each class of business by using the prescribed method which is “Chain Ladder Method” or any other alternate method as allowed under the provisions of the Guidelines.</p> <p>The calculation of provision for IBNR claims involves estimation and judgment. Because of the significance of the impact of these judgments / estimations, we considered the area of IBNR as a key audit matter.</p>	<ul style="list-style-type: none"> Performing procedures to evaluate the accuracy, completeness and reliability of the underlying data utilized for the purposes of measurement by reference to its source. Inspecting the report submitted by the Appointed Actuary for the year ended December 31, 2024, in respect of the IBNR reserves and the related methods and assumptions used for this purpose. Engaging an independent actuarial expert to assess the reasonableness of assumptions and methods used by the management’s expert in the valuation of IBNR reserves. Our procedures also included evaluating the adequacy of the work performed by our independent appointed actuarial expert; and Assessing the appropriateness of disclosures made in the financial statements to ascertain whether these are complied with the accounting and reporting standards as applicable in Pakistan.

Information Other than the Financial Statements and Auditor’s Report Thereon

Management is responsible for the other information. Other information comprises the information included in the annual report for the year ended 31 December 2024 but does not include the financial statements and our auditor’s report thereon.

Our opinion on the financial statements does not cover the other information and we do not express any form of assurance conclusion thereon.

In connection with our audit of the financial statements, our responsibility is to read the other information and, in doing so, consider whether the other information is materially inconsistent with the financial statements, or our knowledge obtained in the audit or otherwise appears to be materially misstated. If, based on the work we have performed, we conclude that there is a material misstatement of this other information, we are required to report that fact. We have nothing to report in this regard.

Responsibilities of Management and Board of Directors for the Financial Statements

Management is responsible for the preparation and fair presentation of the financial statements in accordance with the accounting and reporting standards as applicable in Pakistan and the requirements of Insurance Ordinance, 2000 and, the Companies Act, 2017(XIX of 2017) and for such internal control as management determines is necessary to enable the preparation of financial statements that are free from material misstatement, whether due to fraud or error.

In preparing the financial statements, management is responsible for assessing the Company’s ability to continue as a going concern, disclosing, as applicable, matters related to going concern and using the going concern basis of accounting unless management either intends to liquidate the Company or to cease operations, or has no realistic alternative but to do so.

Board of directors are responsible for overseeing the Company’s financial reporting process.

Auditor’s Responsibilities for the Audit of the Financial Statements

Our objectives are to obtain reasonable assurance about whether the financial statements as a whole are free from material misstatement, whether due to fraud or error, and to issue an auditor’s report that includes our opinion. Reasonable assurance is a high level of assurance but is not a guarantee that an audit conducted in accordance with ISAs as applicable in Pakistan will always detect a material misstatement when it exists. Misstatements can arise from fraud or error and are considered material if, individually or in the aggregate, they could reasonably be expected to influence the economic decisions of users taken on the basis of these financial statements.

As part of an audit in accordance with ISAs as applicable in Pakistan, we exercise professional judgment and maintain professional skepticism throughout the audit. We also:

- Identify and assess the risks of material misstatement of the financial statements, whether due to fraud or error, design and perform audit procedures responsive to those risks, and obtain audit evidence that is sufficient and appropriate to provide a basis for our opinion. The risk of not detecting a material misstatement resulting from fraud is higher than for one resulting from error, as fraud may involve collusion, forgery, intentional omissions, misrepresentations, or the override of internal control.
- Obtain an understanding of internal control relevant to the audit in order to design audit procedures that are appropriate in the circumstances, but not for the purpose of expressing an opinion on the effectiveness of the Company’s internal control.



- Evaluate the appropriateness of accounting policies used and the reasonableness of accounting estimates and related disclosures made by management.
- Conclude on the appropriateness of management's use of the going concern basis of accounting and, based on the audit evidence obtained, whether a material uncertainty exists related to events or conditions that may cast significant doubt on the Company's ability to continue as a going concern. If we conclude that a material uncertainty exists, we are required to draw attention in our auditor's report to the related disclosures in the financial statements or, if such disclosures are inadequate, to modify our opinion. Our conclusions are based on the audit evidence obtained up to the date of our auditor's report. However, future events or conditions may cause the Company to cease to continue as a going concern.
- Evaluate the overall presentation, structure and content of the financial statements, including the disclosures, and whether the financial statements represent the underlying transactions and events in a manner that achieves fair presentation.

We communicate with the board of directors regarding, among other matters, the planned scope and timing of the audit and significant audit findings, including any significant deficiencies in internal control that we identify during our audit.

We also provide the board of directors with a statement that we have complied with relevant ethical requirements regarding independence, and to communicate with them all relationships and other matters that may reasonably be thought to bear on our independence, and where applicable, related safeguards.

From the matters communicated with the board of directors, we determine those matters that were of most significance in the audit of the financial statements of the current period and are therefore the key audit matters. We describe these matters in our auditor's report unless law or regulation precludes public disclosure about the matter or when, in extremely rare circumstances, we determine that a matter should not be communicated in our report because the adverse consequences of doing so would reasonably be expected to outweigh the public interest benefits of such communication.

Report on Other Legal and Regulatory Requirements

Based on our audit, we further report that in our opinion:

- a) proper books of account have been kept by the Company as required by the Insurance Ordinance, 2000 and the Companies Act, 2017 (XIX of 2017);
- b) the statement of financial position, the statement of profit and loss account, the statement of comprehensive income, the statement of changes in equity and the statement of cash flows together with the notes thereon have been drawn up in conformity with Insurance Ordinance, 2000, the Companies Act, 2017 (XIX of 2017) and are in agreement with the books of account and returns;
- c) investments made, expenditure incurred and guarantees extended during the year were for the purpose of the Company's business; and
- d) zakat was deductible at source under the Zakat and Ushr Ordinance, 1980 (XVIII of 1980), was deducted by the Company and deposited in the Central Zakat Fund established under section 7 of that Ordinance.

Other Matter relating to comparative information

The financial statements of the Company as at and for the year ended 31 December 2023, excluding the retrospective adjustments described in Note 3 to the financial statements, were audited by another auditor who expressed an unmodified opinion on those financial statements on 13 March 2024.

As part of our audit of the financial statements as at and for the year ended 31 December 2024, we audited the retrospective adjustments described in note 3 to the financial statements that were applied to restate the comparative information presented for the year ended 31 December 2023.

We were not engaged to audit, or apply any procedures to the financial statements for the year ended 31 December 2023, other than with respect to the retrospective adjustments described in note 3 to the financial statements. Accordingly, we do not express an opinion or any other form of assurance on comparative financial statements. However, in our opinion, the retrospective adjustments described in note 3 to the financial statements are appropriate and have been properly applied.

The engagement partner on the audit resulting in this independent auditor's report is Bilal Ali.

Lahore
Dated: 29 March 2025
UDIN: **AR202410114YMDDeV8j9r**

KPMG Taseer Hadi & Co.

KPMG Taseer Hadi & Co.
Chartered Accountants

STATEMENT OF FINANCIAL POSITION

AS AT DECEMBER 31, 2024

Assets	Note	31 December	31 December	01 January
		2024	2023	2023
			Restated	Restated
	(Rupees in '000).....		
Property and equipment	6	173,301	126,807	137,551
Intangible assets	7	120,157	31,954	41,970
Investment properties	8	626,091	629,948	634,924
Investments in associates	9	299,868	286,364	1,083,391
Investments				
Equity securities	10	12,623,928	6,111,902	2,486,743
Debt securities	11	15,221,138	13,229,170	11,988,082
Term deposits	12	224,711	260,882	256,302
Loans and other receivables	13	606,582	438,157	455,625
Employees Benefit	15	18,303	-	-
Insurance / reinsurance receivables	14	2,075,677	1,563,881	2,780,555
Reinsurance recoveries against outstanding claims		10,310,208	5,760,987	5,191,022
Salvage recoveries accrued		23,377	35,516	23,065
Deferred commission expense / acquisition cost	30	381,406	242,235	209,530
Deferred taxation	21	-	164,095	226,215
Prepayments	16	4,576,834	3,865,822	2,878,997
Cash and bank	17	2,004,494	2,656,284	2,823,766
		49,286,075	35,404,004	31,217,738
Total assets of Window Takaful Operations - Operator's Fund	18	1,082,172	910,990	628,013
Total assets		50,368,247	36,314,994	31,845,751



Akbarali Pesnani
Chairman



Azfar Arshad
Chief Executive

		31 December 2024	31 December 2023 Restated	01 January 2023 Restated
	Note(Rupees in '000).....		
Equity and liabilities				
Capital and reserves attributable to the Company's equity holders				
Share capital	19	1,984,912	1,984,912	1,984,912
Reserves	20	13,204,836	8,021,467	6,766,604
Unappropriated profit		3,618,401	3,254,535	1,660,395
Total equity		18,808,149	13,260,914	10,411,911
Liabilities				
Underwriting provisions				
Outstanding claims including IBNR	29	12,437,345	7,770,577	7,001,923
Unearned premium reserves	28	7,567,216	6,280,858	5,198,217
Unearned reinsurance commission	30	117,593	150,765	121,756
Deferred taxation	21	1,629,741	-	-
Premium received in advance		588,020	882,058	592,438
Insurance / reinsurance payables	23	4,271,863	3,790,165	4,675,812
Other creditors and accruals	24	1,752,696	1,329,643	1,139,894
Lease liability	22	48,237	-	35,711
Deposits and other payables	25	1,991,319	1,899,688	1,856,446
Taxation - provision less payments	26	540,944	407,039	446,616
		30,944,974	22,510,793	21,068,813
Total liabilities of Window Takaful Operations - Operator's Fund	18	615,124	543,287	365,027
Total liabilities		31,560,098	23,054,080	21,433,840
Total equity and liabilities		50,368,247	36,314,994	31,845,751
Contingencies and Commitments	27			

The annexed notes 1 to 50 form an integral part of these financial statements.


Riyaz Chinoy
Director


Amin A. Hashwani
Director


Syed Ali Adnan
Chief Financial Officer

PROFIT AND LOSS ACCOUNT

FOR THE YEAR ENDED DECEMBER 31, 2024

		2024	2023 Restated
	Note(Rupees in '000).....	
Net insurance premium	28	7,340,623	6,876,707
Net insurance claims	29	(3,727,159)	(3,867,330)
Net commission expense / acquisition cost	30	(395,202)	(327,954)
Insurance claims and acquisition expenses		(4,122,361)	(4,195,284)
Management expenses	31	(2,397,635)	(1,990,329)
Underwriting results		820,627	691,094
Investment income	32	4,083,144	2,923,955
Rental income	33	80,815	94,822
Other income	34	629,090	644,679
Other expenses	35	(276,389)	(477,916)
Results of operating activities		5,337,287	3,876,634
Share of profit of associates	9	20,875	117,270
Profit from Window Takaful Operations - Operator's Fund	18	460,101	423,968
Profit before tax		5,818,263	4,417,872
Taxation - net	36	(2,296,445)	(1,513,458)
Profit after tax		3,521,818	2,904,414
Earnings (after tax) per share - Rupees	37	17.74	14.63

The annexed notes 1 to 50 form an integral part of these financial statements.



Akbarali Pesnani
Chairman



Azfar Arshad
Chief Executive



Riyaz Chinoy
Director



Amin A. Hashwani
Director



Syed Ali Adnan
Chief Financial Officer

STATEMENT OF COMPREHENSIVE INCOME

FOR THE YEAR ENDED DECEMBER 31, 2024

	2024	2023 Restated
(Rupees in '000).....	
Profit after tax	3,521,818	2,904,414
Other comprehensive income / (loss)		
Items that will never be reclassified to the profit and loss account in subsequent years		
Actuarial gain / (loss) on defined benefit plan - net of tax	34,504	(2,883)
Share in other comprehensive income of an associate		
Actuarial gain / on defined benefit plan - net of tax	-	3,241
Items that may be reclassified to the profit and loss account in subsequent years		
Foreign currency translation difference - net of tax	417	25,019
Unrealised gain on revaluation of available-for-sale investments - net of tax	3,086,793	672,194
Reclassification adjustment for net loss / (gain) on sale of available-for-sale investments included in the profit and loss account - net of tax	(163,179)	30,701
	2,923,614	702,895
Share in other comprehensive (loss) / income of an associate		
Unrealised (loss) / gain on revaluation of available-for-sale investments - net of tax	-	(6,931)
Reclassification adjustment for net loss on available-for-sale investments due to derecognition of associate - net of tax	-	6,323
	-	(608)
Foreign currency translation difference - net of tax	-	359
Reclassification adjustment of foreign currency translation difference due to derecognition of associate - net of tax	-	(2,673)
	-	(2,314)
Other comprehensive income of Window Takaful Operations - Operator's Fund		
Unrealised gain on revaluation of available-for-sale investments - net of tax	67,089	13,950
Reclassification adjustment for net (gain) / loss on sale of available-for-sale investments included in the profit and loss account - net of tax	(7,751)	(746)
	59,338	13,204
Other comprehensive income for the year	3,017,873	738,554
Total comprehensive income for the year	6,539,691	3,642,968

The annexed notes 1 to 50 form an integral part of these financial statements.



Akbarali Pesnani
Chairman



Azfar Arshad
Chief Executive



Riyaz Chinoy
Director



Amin A. Hashwani
Director



Syed Ali Adnan
Chief Financial Officer

STATEMENT OF CHANGES IN EQUITY

FOR THE YEAR ENDED DECEMBER 31, 2024

	Attributable to equity holders of the Company								Total
	Capital reserve				Revenue reserves				
	Share capital	Reserve for exceptional losses	Unrealised appreciation / (diminution) on revaluation of available-for-sale investments - net of tax	Foreign currency translation difference - net of tax	General reserve	Special reserve	Company's share of retained earnings arising from business other than participating business attributable to shareholders Ledger D of an associate	Company's share of money ceded to waqf fund by an associate	

1,984,912	9,384	(275,168)	49,055	4,400,000	2,300,000	283,301	32	1,784,824	10,536,340
-	-	-	-	-	-	-	-	(124,429)	(124,429)

Note

Previously Reported as at 01 January 2023

Effect of change in accounting policy 3

Balance as at 01 January 2023 - restated

Changes in equity for the year ended December 31, 2023

Total comprehensive income for the year

Profit after tax - Restated
 Ledger D balances
Other comprehensive (loss) / income
 Actuarial gain on defined benefit plan - net of tax
 Foreign currency translation difference - net of tax
 Share in other comprehensive income of an associate
 Reclassification adjustment due to derecognition of associate
 Other comprehensive income / (loss) of Window Takatful Operations - Operator's Fund - net of tax
 Unrealised diminution on revaluation of available-for-sale investments - net of tax
 Reclassification adjustment for net gain on sale of available-for-sale investments included in the profit and loss account - net of tax

Transactions with owners recorded directly in equity

Final cash dividend at Rs 4.0 (40%) per share for the year ended December 31, 2022
 Transfer to general reserve
 Transfer to special reserve

Reclassification adjustment due to derecognition of associate

Balance as at December 31, 2023 Restated

-	-	-	-	-	-	-	-	-	2,904,414	2,904,414
-	-	-	-	-	-	32,504	-	-	(32,504)	-
-	-	-	25,019	-	-	-	-	-	(2,883)	(2,883)
-	-	(6,931)	359	-	-	-	-	-	3,241	25,019
-	-	6,323	(2,673)	-	-	-	-	-	-	(3,331)
-	-	13,204	-	-	-	-	-	-	-	3,650
-	-	672,194	-	-	-	-	-	-	-	13,204
-	-	30,701	-	-	-	-	-	-	-	672,194
-	-	715,491	22,705	-	-	32,504	-	-	-	30,701
-	-	-	-	-	-	-	-	-	2,872,268	3,642,968
-	-	-	-	-	-	-	-	-	(793,965)	(793,965)
-	-	-	-	300,000	-	-	-	-	(300,000)	-
-	-	-	-	-	500,000	-	-	-	(500,000)	-
-	-	-	-	300,000	500,000	-	-	-	(1,593,965)	(793,965)
-	-	-	-	-	-	(315,805)	(32)	315,837	-	-
1,984,912	9,384	440,323	71,760	4,700,000	2,800,000	-	-	3,254,535	13,260,914	

Attributable to equity holders of the Company										
Share capital	Capital reserve				Revenue reserves					Total
	Reserve for exceptional losses	Unrealised appreciation / (diminution) on revaluation of available-for-sale investments - net of tax	Foreign currency translation difference - net of tax	General reserve	Special reserve	Company's share of retained earnings arising from business other than participating business attributable to shareholders Ledger D of an associate	Company's share of money ceded to waqf fund by an associate	Unappropriated profit		

-	-	-	-	-	-	-	-	3,521,818	3,521,818
-	-	-	-	-	-	-	-	34,504	34,504
-	-	417	-	-	-	-	-	417	417
-	59,338	-	-	-	-	-	-	-	59,338
-	3,086,793	-	-	-	-	-	-	-	3,086,793
-	(163,179)	-	-	-	-	-	-	-	(163,179)
-	2,982,952	417	-	-	-	-	3,556,322	-	6,539,691
-	-	-	-	1,000,000	-	-	(992,456)	(992,456)	(992,456)
-	-	-	-	1,200,000	-	-	(1,000,000)	(1,000,000)	-
-	-	-	-	1,200,000	1,200,000	-	(1,200,000)	(1,200,000)	-
-	-	-	-	1,000,000	1,200,000	-	(3,192,456)	(992,456)	(992,456)
1,984,912	9,384	3,423,275	72,177	5,700,000	4,000,000	-	3,618,401	18,808,149	

Changes in equity for the year ended December 31, 2024

Total comprehensive income for the year

Profit after tax
Other comprehensive (loss) / income
 Actuarial loss on defined benefit plan - net of tax
 Foreign currency translation difference - net of tax
 Other comprehensive income of Window Takaful Operations - Operator's Fund - net of tax
 Unrealised appreciation on revaluation of available-for-sale investments - net of tax
 Reclassification adjustment for net loss on sale of available-for-sale investments included in the profit and loss account - net of tax

Transactions with owners recorded directly in equity

Final cash dividend at Rs. 5.0 (50%) per share for the year ended December 31, 2023
 Transfer to general reserve
 Transfer to special reserve

Balance as at December 31, 2024

The annexed notes 1 to 50 form an integral part of these financial statements.



Akbarali Pesnani
 Chairman



Azfar Arshad
 Chief Executive



Riyaz Chinoy
 Director



Amin A. Hashwani
 Director



Syed Ali Adnan
 Chief Financial Officer

CASH FLOW STATEMENT

FOR THE YEAR ENDED DECEMBER 31, 2024

	2024	2023
Note(Rupees in '000).....	
Operating cash flows		
(a) Underwriting activities		
Insurance premium received	19,522,645	18,655,921
Reinsurance premium paid	(12,004,122)	(10,909,429)
Claims paid	(4,720,460)	(4,693,791)
Reinsurance and other recoveries received	1,198,998	885,783
Commission paid	(1,054,495)	(763,716)
Commission received	516,975	447,882
Management expenses paid	(2,208,514)	(1,910,969)
Net cash generated from underwriting activities	1,251,027	1,711,681
(b) Other operating activities		
Income tax paid	(2,256,942)	(1,867,138)
General and administration expenses paid	(172,248)	(52,795)
Other operating payments	(2,710,200)	(2,369,243)
Other operating receipts	3,275,706	2,565,079
Loans advanced	(426)	(2,809)
Loan repayments received	2,442	1,319
Net cash used in other operating activities	(1,861,668)	(1,725,587)
Total cash used in all operating activities	(610,641)	(13,906)
Investment activities		
Profit / return received	2,587,883	2,464,316
Dividends received	729,194	470,812
Rentals received - net of expenses	86,947	103,380
Payments for investments	(26,764,151)	(31,686,797)
Proceeds from investments	24,450,415	29,314,389
Fixed capital expenditure	(129,117)	(51,969)
Proceeds from sale of property and equipment	714	882
Total cash generated from investing activities	961,885	615,013
Financing activities		
Dividends paid	(963,763)	(771,600)
Finance cost paid on lease liability	(3,694)	(2,118)
Payments against lease liability	(41,428)	(35,711)
Total cash used in financing activities	(1,008,885)	(809,429)
Net cash used in from all activities	(657,641)	(208,322)
Cash and cash equivalents at the beginning of the year	2,678,836	2,887,158
Cash and cash equivalents at the end of the year	2,021,195	2,678,836

17.3

	2024	2023 Restated
(Rupees in '000).....	
Reconciliation to the profit and loss account		
Operating cash flows	(610,641)	(13,906)
Depreciation / amortisation expense	(80,666)	(71,710)
Gain / (loss) on disposal of property and equipment and intangible assets	225	(137)
Unrealised gain / (loss) on revaluation of investments classified as at fair value through profit or loss	3,276	(3,230)
Profit on disposal of investments	1,061,957	262,534
Rental income	80,816	94,822
Dividend income	729,194	470,812
Other investment income	2,909,537	2,775,528
Share of profit of associates	20,875	117,270
Profit from Window Takaful Operations - Operator's Fund - net of tax	279,584	249,528
Actuarial gain on defined benefit plan	(56,564)	-
Increase in assets other than cash	5,987,778	1,510,397
Increase in liabilities other than borrowings	(6,803,553)	(2,487,494)
Profit after tax	3,521,818	2,904,414
Cash and cash equivalents include the following for the purpose of the cash flow statement:		
Cash and other equivalents		
Cash in hand	75	100
Policy and revenue stamps, bond papers	31,553	7,019
	31,628	7,119
Cast at bank		
Current accounts	107,319	90,716
Savings accounts	1,865,547	2,558,449
	1,972,866	2,649,165
Deposits having original maturity within 3 months		
Term deposits - local currency	-	-
Term deposits - foreign currency	16,701	22,552
	16,701	22,552
	2,021,195	2,678,836
Reconciliation of liabilities arising out of financing activities		
Unclaimed dividend		
Unclaimed dividend as at January 1	186,504	164,139
Changes from financing activities		
Dividend paid	(963,763)	(771,600)
Others		
Final cash dividend for the year ended December 31, 2023 @ 50% (2022: 40%)	992,456	793,965
Unclaimed dividend as at December 31	215,197	186,504

The annexed notes 1 to 50 form an integral part of these financial statements.



Akbarali Pesnani
Chairman



Azfar Arshad
Chief Executive



Riyaz Chinoy
Director



Amin A. Hashwani
Director



Syed Ali Adnan
Chief Financial Officer

NOTES TO AND FORMING PART OF THE FINANCIAL STATEMENTS

FOR THE YEAR ENDED DECEMBER 31, 2024

1 LEGAL STATUS AND NATURE OF BUSINESS

Jubilee General Insurance Company Limited (the Company) is a public limited company incorporated in Pakistan under the repealed Companies Ordinance, 1984 (now the Companies Act, 2017) on May 16, 1953. The Company is listed on the Pakistan Stock Exchange Limited and is engaged in general insurance business. The registered office of the Company is situated at 2nd Floor, Jubilee Insurance House, I. I. Chundrigar Road, Karachi. The Company operates 26 (2023: 26) branches within Pakistan.

The Company was granted authorisation on March 10, 2015 under Rule 6 of the Takaful Rules, 2012 to undertake Window Takaful Operations (WTO) in respect of general takaful products by the Securities and Exchange Commission of Pakistan (SECP) and subsequently the Company commenced Window Takaful Operations on May 7, 2015.

2 BASIS OF PREPARATION AND STATEMENT OF COMPLIANCE

2.1 Statement of compliance

These financial statements have been prepared in accordance with the accounting and reporting standards as applicable in Pakistan. The accounting and reporting standards comprise of:

- International Financial Reporting Standards (IFRS Standards) issued by the International Accounting Standards Board (IASB) as are notified under the Companies Act, 2017; and
- Provisions of and directives issued under the Companies Act, 2017, the Insurance Ordinance, 2000, the Insurance Rules, 2017, the Insurance Accounting Regulations, 2017, the Takaful Rules, 2012 and the General Takaful Accounting Regulations, 2019.

In case requirements differ, the provisions or directives of the Companies Act, 2017, the Insurance Ordinance, 2000, the Insurance Rules, 2017, the Insurance Accounting Regulations, 2017, the Takaful Rules, 2012 and the General Takaful Accounting Regulations, 2019 shall prevail.

2.1.1 Total assets, total liabilities and profit / (loss) of the Window Takaful Operations of the Company (referred to as the Operator's Fund) have been presented in these financial statements as a single line item in the statement of financial position and profit and loss account of the Company respectively in accordance with the requirements of the General Takaful Accounting Regulations, 2019.

2.1.2 A separate set of financial statements of the Window Takaful Operations has been annexed to these financial statements as per the requirements of the Takaful Rules, 2012.

2.2 Basis of measurement

These financial statements have been prepared under the historical cost convention except for certain investments which are carried at fair values, obligation in respect of staff retirement benefits which are carried at present value of the defined benefit obligation less fair value of plan assets, investment in associate is valued under equity method of accounting and right-of-use assets and their related lease liability which are measured at their present values at initial recognition.

2.3 Functional and presentational currency

Items included in the financial statements are measured using the currency of the primary economic environment in which the Company operates. The financial statements are presented in Pakistani Rupees, which is the Company's functional and presentational currency.

2.4 Standards, interpretations and amendments to the accounting and reporting standards as applicable in Pakistan that are effective in the current year

2.4.1 The following standards, amendments and interpretations are effective for the year ended December 31, 2024. These standards, amendments and interpretations are either not relevant to the Company's operations or are not expected to have significant impact on the Company's financial statements other than certain additional disclosures:

Standards or Interpretations

Amendments to IFRS 16 'Leases' -Clarification on how seller-lessee subsequently measures sale and leaseback transactions.

Amendments to IAS 1 'Presentation of Financial Statements' - Non-current liabilities with Convents along with Classification of liabilities as current or non-current.

Amendments to IAS 7 'Statement of Cash Flows' and 'IFRS 7 'Financial instruments disclosures' - Supplier Finance Arrangements.

2.5 Standards, interpretations and amendments to the accounting and reporting standards as applicable in Pakistan that are not yet effective

The following standards, amendments and interpretations are effective for accounting periods, beginning on or after the date mentioned against each of them.

Standards or Interpretations	Effective from annual period beginning on or after:
Amendments to IAS 21 'The Effects of Changes in Foreign Exchange Rates' - Clarification on how entity accounts when there is long term lack of Exchangeability	January 01, 2025
IFRS 17 – Insurance Contracts (including the June 2020 and December 2021 Amendments to IFRS 17) - Refer note 2.6	January 01, 2026
IFRS 9 - Financial instruments - Refer note 2.7	January 01, 2026
Amendments to IFRS 10 and 28 - Sale or Contribution of Assets between an Investor and its Associate or Joint Venture	Deferred indefinitely
Amendments to IAS 21 'The Effects of Changes in Foreign Exchange Rates' are not expected to have significant impact on the Company's financial statements other than certain additional disclosures.	

Other than the aforesaid standards, interpretations and amendments, the International Accounting Standards Board (IASB) has also issued the following standards which have not been adopted locally by the Securities and Exchange Commission of Pakistan:

- IFRS 1 – First Time Adoption of International Financial Reporting Standards
- IFRS 10 Consolidated Financial Statements
- IAS 7 Statement of Cash flows

Adoption of IFRS 17 & IFRS 9 is likely to have a significant impact on the Company's financial statements and the Company is in the process of assessing the impact of these standards on the financial statements in accordance with the directives of SECP.

2.6 IFRS 17- Insurance contracts

Pursuant to the requirements of Securities and Exchange Commission of Pakistan SRO 1715 (I)/2023 dated November 21, 2023 IFRS 17 "Insurance Contracts", is applicable to the companies engaged in insurance/takaful and re-insurance/re-takaful business from financial years commencing on or after 01 January 2026.

IFRS 17, replaces IFRS 4 Insurance Contracts. The new standard will apply to all entities that issue insurance and reinsurance contracts, and to all entities that hold reinsurance contracts. This standards requires entities to identify contracts and its terms and to assess whether they meet the definition of an insurance contract or includes components of an insurance contract. Insurance contracts are required to account for under the recognition/derecognition of IFRS 17. Companies subject to the requirement of SRO will also be required to adopt requirements of IFRS 9 from the date of transition. On initial application of IFRS 17, comparative information for insurance contracts is restated in accordance with IFRS 17, whereas comparative information for related financial assets might not be restated in accordance with IFRS 9 if the insurer is initially applying IFRS 9 at the same date as IFRS 17.

SECP through its S.R.O.506(I)/2024 has directed that the applicability period of optional temporary exemption from applying IFRS 9 – "Financial Instrument" as given in para 20A of IFRS 4 – "Insurance Contracts" is extended for annual periods beginning before January 1, 2026, subject to fulfilling the same conditions as are prescribed by para 20B of IFRS 4.

2.7 IFRS 9 - Financial Instruments

IFRS 9 'Financial Instruments' has become applicable, however as an insurance company, the management has opted temporary exemption from the application of IFRS 9 as allowed by International Accounting Standards Board (IASB) for entities whose activities are predominantly connected with insurance. Additional disclosures, as required by the IASB, for being eligible to apply the temporary exemption from the application of IFRS 9 are given below:

The tables below set out the fair values as at the end of reporting period and the amount of change in the fair value during that period for the following two groups of financial assets separately:

(a) Financial assets with contractual terms that give rise on specified dates to cash flows that are solely payments of principal and interest (SPPI) on the principal amount outstanding, excluding any financial asset that meets the definition of held for trading in IFRS 9, or that is managed and whose performance is evaluated on a fair value basis, and

(b) All other financial assets

As at Dec 31, 2024				
Fail the SPPI test		Pass the SPPI test		
Fair value	Change in unrealized gain / (loss)	Carrying Value	Cost less Impairment	Change in unrealized gain / (loss)
..... (Rupees in '000)				
Cash and Bank*	-	-	1,972,866	-
Investments in associates	299,868	-	-	-
Investments in equity securities - available-for-sale	12,623,928	5,242,814	-	-
Investment in debt securities	-	-	15,221,138	-
Term deposits*	-	-	224,711	-
Loans and other receivables*	606,582	-	-	-
	13,530,378	5,242,814	17,418,715	-

As at Dec 31, 2023				
Fail the SPPI test		Pass the SPPI test		
Fair value	Change in unrealized gain / (loss)	Carrying Value	Cost less Impairment	Change in unrealized gain / (loss)
..... (Rupees in '000)				
Cash and Bank*	-	-	2,649,165	-
Investments in associates	286,364	-	-	-
Investments in equity securities - available-for-sale	6,111,902	1,268,264	-	-
Investment in debt securities	-	-	13,229,170	-
Term deposits*	-	-	260,882	-
Loans and other receivables*	438,157	-	-	-
	6,836,423	1,268,264	16,139,217	-

* The carrying amount of these financial assets measured applying IAS 39 are a reasonable approximation of their fair values.

3 Change in accounting policies

During the year, as allowed under regulation 24 of Insurance Accounting Regulations 2017, Company has changed accounting policy to recognize revenue from premium after taking into account the unearned portion of premium calculated based on unexpired period of insurance coverage at the reporting date. Policy for commission expense / acquisition cost incurred has also been changed and these costs are now deferred and recognised as an expense in accordance with the pattern of recognition of premium revenue. Furthermore, policy of reinsurance contracts has also been changed as explained in note 4.8 of these financial statements.

In previous years, revenue from premium was determined after taking into account the unearned portion of premium calculated using the twenty-fourths method, except for accident and health insurance policies, for which it is calculated using the 365-day method, and marine insurance policies, where the one-sixth method is applied. Commission expense / acquisition cost incurred in obtaining and recording policies as well as reinsurance premium was deferred/prepaid and recognised as an expense/income in accordance with the pattern of recognition of premium revenue.

The change in accounting policies will provide more relevant and reliable information to shareholders about the effect of transactions, events, and conditions on the Company's financial position and performance. This is because the premium earned will now be based on the proportion of gross premium, directly reflecting the actual passage of time and related risk exposure, leading to a more accurate and representative picture of premium earned, reinsurance expense/income and commission expense/income. Accordingly, as per IAS 8, 'Accounting Policies, Changes in Accounting Estimates and Errors,' the Company has restated its comparative financial information as follows.

<u>Statement of financial position</u>	As at 31 December 2023		
	As previously reported	Adjustments Increase/ (Decrease)	As restated
(Rupees in '000).....		
Assets			
Prepayments	4,718,060	(852,238)	3,865,822
Deferred commission expense / acquisition cost	301,482	(59,247)	242,235
Other assets	31,295,947	-	31,295,947
	36,315,489	(911,485)	35,404,004
Total assets of Window Takaful Operations - Operator's Fund	919,050	(8,060)	910,990
Total assets	37,234,539	(919,545)	36,314,994
Equity and liabilities			
Capital and reserves attributable to the Company's equity holders			
Share capital	1,984,912	-	1,984,912
Reserves	8,021,467	-	8,021,467
Unappropriated profit	3,470,167	(215,632)	3,254,535
Total equity	13,476,546	(215,632)	13,260,914
Liabilities			
Underwriting provisions			
Outstanding claims including IBNR	7,770,577	-	7,770,577
Unearned premium reserves	6,742,565	(461,707)	6,280,858
Unearned reinsurance commission	212,770	(62,005)	150,765
Other creditors and accruals	1,337,399	(7,756)	1,329,643
Taxation - provision less payments	556,112	(149,073)	407,039
Other liabilities	6,571,911	-	6,571,911
	23,191,334	(680,541)	22,510,793
Total liabilities of Window Takaful Operations - Operator's Fund	566,659	(23,372)	543,287
Total liabilities	23,757,993	(703,913)	23,054,080
Total Equity and Liabilities	37,234,539	(919,545)	36,314,994

	As at 01 January 2023		
<u>Statement of financial position</u>	As previously reported	Adjustments Increase/ (Decrease)	As restated
(Rupees in '000).....		
Assets			
Prepayments	3,101,717	(222,720)	2,878,997
Deferred commission expense / acquisition cost	252,739	(43,209)	209,530
Other assets	28,129,211	-	28,129,211
	31,483,667	(265,929)	31,217,738
Total assets of Window Takaful Operations - Operator's Fund	633,940	(5,927)	628,013
Total assets	32,117,607	(271,856)	31,845,751
Equity and liabilities			
Capital and reserves attributable to the Company's equity holders			
Share capital	1,984,912	-	1,984,912
Reserves	6,766,604	-	6,766,604
Unappropriated profit	1,784,824	(124,429)	1,660,395
Total equity	10,536,340	(124,429)	10,411,911
Liabilities			
Underwriting provisions			
Outstanding claims including IBNR	7,001,923	-	7,001,923
Unearned premium reserves	5,221,846	(23,629)	5,198,217
Unearned reinsurance commission	138,267	(16,511)	121,756
Other creditors and accruals	1,180,121	(4,516)	1,175,605
Taxation - provision less payments	538,100	(91,484)	446,616
Other liabilities	7,124,696	-	7,124,696
	21,204,953	(136,140)	21,068,813
Total liabilities of Window Takaful Operations - Operator's Fund	376,314	(11,287)	365,027
Total liabilities	21,581,267	(147,427)	21,433,840
Total Equity and Liabilities	32,117,607	(271,856)	31,845,751
	For the year ended 31 December 2023		
<u>Profit and Loss Account</u>	As previously reported	Adjustments Increase/ (Decrease)	As restated
(Rupees in '000).....		
Net insurance premium	7,068,147	(191,440)	6,876,707
Net insurance claims	3,867,330	-	3,867,330
Net commission expense / acquisition cost	357,410	(29,456)	327,954
Insurance claims and acquisition expenses	4,224,740	(29,456)	4,195,284
Management expenses	1,990,329	-	1,990,329
Underwriting results	853,078	(161,984)	691,094
Other income and expenses	3,182,300	3,240	3,185,540
Results of operating activities	4,035,378	(158,744)	3,876,634
Share of profit of associates	117,270	-	117,270
Profit from Window Takaful Operations - Operator's Fund	416,808	7,160	423,968
	4,569,456	(151,584)	4,417,872
Taxation	(1,573,839)	60,381	(1,513,458)
Profit after tax	2,995,617	(91,203)	2,904,414
Earnings (after tax) per share - Rupees	15.09	(0.46)	14.63

3.1 There is no impact on the operating, investing and financing cashflows for the year ended 31 December 2023.

4 SUMMARY OF MATERIAL ACCOUNTING POLICIES

The material accounting policies adopted in preparation of these financial statements are set out below. Accounting policies relating to Window Takaful Operations are disclosed in separate financial statements of Window Takaful Operations which have been annexed to these financial statements. These accounting policies have been consistently applied to all the years presented, except for change in accounting policies as explained in note 3 of these financial statements.

4.1 Property and equipment

These are stated at cost less accumulated depreciation and accumulated impairment losses, if any. Depreciation is charged using the straight line method in accordance with the rates specified in note 6 to these financial statements and after taking into account residual values, if significant.

Depreciation on additions is charged from the date when asset is available for use till the asset is derecognized.

Subsequent costs are included in the asset's carrying amount or recognized as a separate asset, as appropriate, only when it is probable that the future economic benefits associated with the items will flow to the Company and the cost of the item can be measured reliably. Normal repairs and maintenance are charged to the profit and loss account as and when incurred. An item of property and equipment is derecognised upon disposal or when no future economic benefits are expected from its use. Any gain or loss arising on derecognition of the asset (calculated as the difference between the net disposal proceeds and the carrying amount of the asset) is included in the profit and loss account in the year the asset is derecognised. Depreciation methods, useful lives and residual values are reviewed, and adjusted if appropriate, at each reporting date.

4.2 Intangible assets

An intangible asset is recognised as an asset if it is probable that future economic benefits attributable to the asset will flow to the entity and the cost of such asset can be measured reliably. Costs directly associated with identifiable software that will have probable economic benefits exceeding costs beyond one year, are recognised as an intangible asset.

Intangibles having definite useful life

These are stated at cost less accumulated amortisation and accumulated impairment losses, if any. Intangible assets are amortised on a straight line basis over its estimated useful life as specified in note 7 to these financial statements after taking into account residual values, if significant.

Amortisation on additions is charged from the date when asset is available for use till the asset is derecognized. The useful lives and amortisation method are reviewed and adjusted, if appropriate, at each reporting date.

Gains or losses arising from derecognition of an intangible asset are measured as the difference between the net disposal proceeds and the carrying amount of the asset and are recognised in the profit and loss account when the asset is derecognised.

4.3 Investment property

Investment properties are accounted for under the cost model in accordance with the requirements of International Accounting Standard (IAS) 40, "Investment Property".

- Leasehold land is stated at cost.
- Buildings on leasehold land are depreciated to their estimated salvage value on a straight line basis over their useful lives, which are estimated to be 40 - 80 years.
- Lifts and other installations forming part of buildings on leasehold land but having separate useful lives are depreciated at 10 years under the straight line method.

Depreciation charge, subsequent capital expenditure on existing properties, normal repairs and maintenance and gains or losses on disposals are accounted for in similar manner as those applicable to property and equipment.

4.4 Insurance contracts

Insurance contracts are those contracts under which the Company as an insurer has accepted insurance risk from the insurance contract holder (insured) by agreeing to compensate the insured if a specified uncertain future event (the insured event) adversely affects the insured. Once a contract has been classified as an insurance contract, it remains an insurance contract for the remainder of its tenure, even if the insurance risk changes significantly during this period, unless all rights and obligations are extinguished or expired.

The Company's insurance contracts are classified into the following main categories, depending on the nature and duration of risk and whether or not the terms and conditions are fixed:

a) Fire and property damage

Fire and property damage insurance contracts mainly compensate the Company's customers for damage suffered due to fire, earthquake, riots and strike, explosion, atmospheric disturbance, flood, electric fluctuation and impact, burglary, loss of profit followed by the incident of fire, contractor's all risk, erection all risk, machinery breakdown and boiler damage, etc. according to the terms and conditions of the policy, to their properties or for the value of property lost. Customers who undertake commercial activities on their premises could also receive compensation for the loss of earnings caused by the inability to use the insured properties in their business activities.

b) Marine, aviation and transport

Marine insurance covers the loss or damage of vessels, cargo, terminals, and any transport or property by which cargo is transferred, acquired, or held between the points of origin and final destination.

c) Motor

Motor insurance provides protection against losses incurred as a result of theft, traffic accidents and against third party liability that could be incurred in an accident.

d) Liability

Liability insurance contracts protects the insured against the risk of causing harm to third parties as a result of their legitimate activities. Damages covered include both contractual and non-contractual events.

e) Accident and health

Accident and health insurance contract mainly compensates hospitalisation and out-patient medical coverage to the insured.

f) Miscellaneous

All other types of insurance contracts are classified in miscellaneous category which includes mainly engineering, terrorism, personal accident, worker compensation, travel, products of financial institutions, livestock and crop insurance etc.

These insurance contracts are provided to all types of customers based on assessment of insurance risk by the Company. Normally personal insurance contracts e.g. vehicle, travel, personal accident, etc. are provided to individual customers, whereas, insurance contracts of fire and property damage, marine, aviation and transport, accident and health and other commercial line products are provided to commercial organisations.

The Company also accepts insurance risk pertaining to insurance contracts of other insurer as reinsurance inward. The insurance risk involved in these contracts is similar to the contracts undertaken by the Company as insurer. All reinsurance inward contracts are facultative (specific risk) acceptance contracts. The accounting policies of the above mentioned insurance contracts have been disclosed in their respective notes to these financial statements.

4.5 Deferred commission expense / acquisition cost

Commission expense / acquisition cost incurred in obtaining and recording policies is deferred and recognised as an expense in accordance with the pattern of recognition of premium revenue.

4.6 Provision for unearned premium

As disclosed in note 3 to these financial statements, The Company has changed its policy for unearned premium reserve.

The unearned premium represents the portion of premium written relating to the unexpired period of insurance coverage at the reporting date. It is recognized as a liability and is calculated as a ratio of the unexpired period of the policy and the total policy period, both measured to the nearest day except:

- for marine cargo, as a ratio of the unexpired shipment period to the total expected shipment period, both measured to the nearest day.

Policy for recognition of premium revenue is disclosed in detail in note 4.12 to these financial statements. Unearned premium reserve calculated by the Company is also confirmed by an independent actuary.

4.7 Premium deficiency reserve

The Company is required as per the Insurance Accounting Regulations, 2017, to maintain a provision in respect of premium deficiency for the class of business where the unearned premium reserve is not adequate to meet the expected future liability, after reinsurance from claims, and other supplementary expenses expected to be incurred after the reporting date in respect of the unexpired policies in that class of business at the reporting date. The movement in the premium deficiency reserve is recorded as an expense in the profit and loss account.

The Company determines adequacy of liability of premium deficiency by carrying out analysis of its loss ratio of expired periods of the contracts. For this purpose the prospective loss ratios for each class of business is determined and applies factors of unearned and earned premium and uses assumptions appropriate to arrive at the expected claims settlement cost which when compared with unearned premium reserve (UPR) shows whether UPR is adequate to cover the unexpired risks. If these ratios are adverse, premium deficiency is determined.

4.8 Reinsurance contracts held

These are contracts entered into by the Company with reinsurers for compensation of losses suffered on insurance contracts issued. These reinsurance contracts include both facultative and treaty arrangement contracts and are classified in same categories of insurance contracts for the purpose of these financial statements. The Company recognises the entitled benefits under the contracts as various reinsurance assets and liabilities.

Reinsurance liabilities represent the balances due to reinsurance companies. Amounts payable are estimated in a manner consistent with the related reinsurance contract. Reinsurance assets represent balances due from reinsurance companies. Amounts recoverable from reinsurers are estimated in a manner consistent with the provision for outstanding claims or settled claims associated with the reinsurance policies and are in accordance with the related reinsurance contract.

Reinsurance assets or liabilities are derecognized when the contractual rights or obligations are extinguished or expired. Furthermore, reinsurance assets are not offset against related insurance liabilities. Income or expenses from reinsurance contract are not off set against income or expenses from related insurance assets.

The Company assesses its reinsurance assets for impairment on reporting date. If there is an objective evidence that the reinsurance asset is impaired, the Company reduces the carrying amount of the reinsurance asset to its recoverable amount and recognizes the impairment loss in the profit and loss account.

The portion of reinsurance premium not recognized as an expense is shown as a prepayment.

Prepayment (i.e. premium ceded to reinsurers) is recognized as follows:

- for reinsurance contracts operating on a proportional basis, a liability to the reinsurer is recognized on attachment of the underlying policies reinsured, while an asset is recognized for the unexpired period of reinsurance coverage at the reporting date as prepaid reinsurance premium ceded and the same is expensed over the period of underlying policies.
- For reinsurance contracts operating on a non-proportional basis, and for which the term of the reinsurance contract is not directly referable to the term of any underlying policy or policies, on inception of the reinsurance contract.

Commission income from reinsurers is recognized at the time of issuance of the underlying insurance policy by the Company. This income is deferred and brought to profit and loss account as commission income in accordance with the pattern of recognition of the reinsurance premium to which it relates. Profit commission and no claim bonus (if any), which the Company may be entitled to under the terms of reinsurance, is recognized on accrual basis.

4.9 Receivables and payables related to insurance contracts

Receivables including premium due but unpaid, relating to insurance contracts are recognised when due. The claim payable is recorded when intimation is received. These are recognised at cost, which is the fair value of the consideration given less provision for impairment losses, if any. Premium received in advance is recognised as liability till the time of issuance of insurance contract there against.

If there is an objective evidence that any premium due but unpaid is impaired, the Company reduces the carrying amount of that insurance receivable and recognises the provision in the profit and loss account.

4.10 Segment reporting

An operating segment is a component of the Company that engages in business activities from which it may earn revenues and incur expenses including revenues and expenses that relate to transactions with any of the Company's other components. All operating segments' results are reviewed regularly by the Company's chief operating decision maker to make decisions about resources to be allocated to the segment and assess its performance, and for which discrete financial information is available.

The Company presents segments reporting of operating results using the classes of business as specified under the Insurance Accounting Regulations, 2017. The reported operating segments are also consistent with the internal reporting process of the Company for allocating resources and assessing performance of the operating segments. The performance of segments is evaluated on the basis of underwriting results of each segment. All the Company's business segments operate in Pakistan only.

Based on its classification of insurance contracts issued, the Company has six primary business segments for reporting purposes namely fire, marine, motor, accident and health, liability and miscellaneous. The nature and business activities of these segments are disclosed in note 4.4.

Assets and liabilities are allocated to particular segments on the basis of premium earned. Those assets and liabilities which cannot be allocated to a particular segment on a reasonable basis are reported as unallocated corporate assets and liabilities. Further, the management expenses were allocated to each segment on the basis disclosed in note 4.21.

4.11 Cash and cash equivalents

Cash and cash equivalents for the purposes of cash flow statement includes policy and revenue stamps, bond papers, cash at bank and term deposits having original maturity within 3 months.

4.12 Revenue recognition

a) Premium

Premium including administrative surcharge under all types of insurance contracts is recognised as written from the date of issuance of policy / cover note (i.e. the date of attachment of risk).

Revenue from premium is determined after taking into account the unearned portion of premium. The unearned portion of premium income is recognised as a liability (refer note 4.6).

Reinsurance premium is recognized as expense after taking into account the proportion of prepaid reinsurance premium which is recognized as a proportion of the gross reinsurance premium of each policy, determined as the ratio of the unexpired period of the policy and the total period, both measured to the nearest day. The prepaid portion of premium is recognized as a prepayment as explained in note 4.8.

b) Commission income

Commission income from reinsurers is recognized at the time of issuance of the underlying insurance policy by the Company. This income is deferred and brought to profit and loss account as commission income in accordance with the pattern of recognition of the reinsurance premium to which it relates.

c) Rental income

Rental income from investment properties is recognised as a revenue on a straight line basis over the period of the lease agreement.

d) Investment income

- Unrealised gain or loss on revaluation of investments classified as at fair value through profit and loss is included in the profit and loss account in the period to which it relates.
- Gain or loss on sale of investments is accounted for in the profit and loss account in the period to which it relates.
- Dividend income is recognised when the Company's right to receive the dividend is established.
- Interest / mark-up on bank balances, term deposits and government securities is recognised on an accrual basis using the effective interest method.

e) Other income

- Gain or loss on sale of property and equipment, intangible assets and investment properties is recognised when the asset is derecognised.
- Return on loan to employees is recognised on an accrual basis.

4.13 Investments**4.13.1 Classification and recognition**

All investments are initially recognised at cost, being the fair value of the consideration given and include transaction costs, except for investments at fair value through profit or loss in which case transaction costs are charged to the profit and loss account.

These are recognised and classified as follows:

- At fair value through profit or loss
- Held to maturity
- Available-for-sale
- Investment in associates - equity method

The classification depends on the purpose for which the financial assets were acquired.

4.13.2 Measurement**4.13.2.1 At fair value through profit or loss**

These financial assets are acquired principally for the purpose of generating profit from short-term fluctuation in prices or are part of a portfolio for which there is a recent actual pattern of short-term profit taking. Subsequent to initial recognition these are measured at fair value by reference to quoted market prices with the resulting gain or loss being included in the profit and loss account for the period to which it relates.

4.13.2.2 Held to maturity

Investments with fixed determinable payments and fixed maturity, where Company has both the intent and the ability to hold to maturity, are classified as held to maturity. Subsequently, these are measured at amortised cost using the effective yield less provision for impairment losses, if any. Any premium paid or discount availed on acquisition of held to maturity investments is deferred and amortised over the term of investment using the effective yield method.

4.13.2.3 Available-for-sale

Investments which are not eligible to be classified as at fair value through profit or loss or held to maturity are classified as 'available-for-sale'.

Quoted

Subsequent to initial recognition, these investments are remeasured at fair value. Gains or losses on remeasurement of these investments are recognised in the statement of comprehensive income.

Unquoted

Unquoted investments are recognised at fair value of the consideration paid less accumulated impairment losses, if any.

4.13.3 Fair value measurements

The fair value of investments in listed equity securities is determined by reference to the Pakistan Stock Exchange's quoted market prices at the close of period end.

The fair value of investments in mutual funds is determined by reference to the net asset values as published by Mutual Funds Association of Pakistan at period end.

The fair value of investments in Government securities is determined by reference to the quotations obtained from the PKRV rate sheet on the Mutual Funds Association of Pakistan's website.

4.13.4 Investment in associates - equity method

Investments in associates, where the Company has significant influence but not control, are accounted for by using the equity method of accounting. These investments are initially recognised at cost and the carrying amount is adjusted to recognise the investor's share of the profit or loss, distribution received and change in the comprehensive income and equity of the investee at the end of each reporting period.

The carrying amount of investments in associates is reviewed at each reporting date to determine whether there is any indication of impairment. If any such indication exists, the recoverable amount of the investments is estimated which is higher of its value in use and its fair value less costs to sell. An impairment loss is recognised if the carrying amount exceeds its recoverable amount and is charged to the profit and loss account. An impairment loss is reversed if there has been a change in estimates used to determine the recoverable amount but limited to the extent of carrying amount that would have been determined if no impairment loss had been recognised. A reversal of impairment loss is recognised in the profit and loss account.

4.13.5 Date of recognition

Regular way purchases and sales of investments that require delivery within the time frame established by regulations or market convention are recognised at the trade date. Trade date is the date on which the Company commits to purchase or sell the investment.

4.14 Offsetting of financial assets and financial liabilities

Financial assets and financial liabilities are offset and the net amount reported in the statement of financial position when there is a legally enforceable right to set off the recognised amount and the Company intends to either settle on a net basis, or to realise the asset and settle the liability simultaneously.

4.15 Provisions

Provisions are recognised in the statement of financial position when the Company has a legal or constructive obligation as a result of past events, it is probable that an outflow of economic benefits will be required to settle the obligations and a reliable estimate can be made of the amount of the obligation. Provisions are reviewed at each reporting date and adjusted to reflect the current best estimate.

4.16 Provisions for outstanding claims including Incurred But Not Reported (IBNR) claims

Provisions for outstanding claims include amounts in relation to unpaid reported claims, claims incurred but not reported (IBNR) and expected claims settlement costs.

Outstanding claims

This represents the amount of claims that have been reported and are yet unpaid or partially unpaid at the end of reporting year for a given accident year.

A liability for outstanding claims (claims incurred) is recognised for all claims incurred which represents the estimates of the claims intimated or assessed before the end of the reporting period and measured at the undiscounted value of expected future payments. Provision for liability in respect of unpaid reported claims is made on the basis of individual case estimates while taking into consideration the past claims settlement experience including handling costs and the Company's reserving policy. Where applicable, deductions are made for salvage and their recoveries.

Claims recoveries receivable from reinsurers and other recoveries receivable are recognized at the same time as the claims which give rise to the right to the recovery are recognized.

Incurred But Not Reported (IBNR) claims

This represents losses that have incurred or are in the occurrence period at the end of the reporting year and have not been intimated to the Company by the end of the reporting year.

The Company is required, as per the SECP circular no. 9 of 2016 dated March 9, 2016 "Guidelines for Estimation of Incurred But Not Reported (IBNR) Claims Reserve, 2016" to estimate and maintain the provision for claims incurred but not reported for each class of business by using the prescribed method which is "Chain Ladder Method" or any other alternate method as allowed under the provisions of the Guidelines.

The actuarial valuation as at December 31, 2024 has been carried out by an independent firm of actuaries for determination of IBNR for each class of business.

4.17 Taxation

Income tax expense comprises current and deferred tax. Income tax expense is recognised in the profit and loss account, except to the extent that it relates to items recognised directly in equity or in the statement of comprehensive income, in which case it is recognised in equity or in the statement of comprehensive income respectively.

Current tax

Provision of current tax is based on the taxable income for the year determined in accordance with the prevailing law for taxation of income. The charge for current tax is calculated using prevailing tax rates or tax rates expected to apply to the profit for the year, if enacted. The charge for current tax also include adjustments, where considered necessary, to provision for tax made in previous years arising from assessments finalised during the current period for such years.

Deferred tax

Deferred tax is accounted for using the balance sheet liability method in respect of all temporary differences at the reporting date between the tax bases and carrying amounts of assets and liabilities for financial reporting purposes. Deferred tax liabilities are generally recognised for all taxable temporary differences and deferred tax assets are recognised to the extent that it is probable that taxable profits will be available against which the deductible temporary differences, unused tax losses and tax credits can be utilised.

Deferred tax assets and liabilities are measured at the tax rates that are expected to apply to the period when the asset is realised or the liability is settled, based on the tax rates (and tax laws) that have been enacted or substantively enacted at the reporting date.

4.18 Staff benefits

4.18.1 Defined benefit plan

The Company operates an approved and funded gratuity scheme for all permanent employees who attain the minimum qualification period for entitlement to gratuity. The liability / asset recognised in the statement of financial position is the present value of defined benefit obligation at the reporting date less fair value of plan assets. The defined benefit obligation is calculated annually using Projected Unit Credit Method. Remeasurements which comprise actuarial gains and losses and the return on plan assets (excluding interest) are recognised immediately in the statement of comprehensive income. The Company makes contributions to the plan on the basis of advice of its actuary.

The Company determines the net interest expense / income on the net defined benefit liability / asset for the period by applying the discount rate used to measure the defined benefit obligation at the beginning of the annual period to the then-net defined benefit liability / asset, taking into account any changes in the net defined benefit liability / asset during the period as a result of contribution and benefit payments. Net interest expense and current service cost are recognised in the profit and loss account and actuarial gains / losses are recognised in the statement of comprehensive income as they occur and are not reclassified to the profit and loss account in subsequent periods.

The latest actuarial valuation of the Company's defined benefit plan was carried out as of December 31, 2024.

4.18.2 Defined contribution plan

The Company contributes to a provident fund scheme which covers all permanent employees. Equal contributions are made both by the Company and the employees to the fund at the rate of 8.33 percent of basic salary.

4.18.3 Employees' compensated absences

The Company accounts for the liability in respect of eligible employees' compensated absences in the period in which they are earned.

4.19 Impairment of assets

Financial assets

A financial asset is considered to be impaired if objective evidence indicate that one or more events had a negative effect on the estimated future cash flow of that asset. An impairment loss in respect of a financial asset measured at amortized cost is calculated as a difference between its carrying amount and the present value of estimated future cash flows discounted at the original effective interest rate. An impairment loss in respect of available for sale financial asset is calculated with reference to its current fair value.

Individually significant financial assets are tested for impairment on an individual basis. The remaining financial assets are assessed collectively in groups that share similar credit risk characteristics.

Non financial assets

The carrying amounts of Company's non-financial assets are reviewed at each statement of financial position date to determine whether there is any indication of impairment. If such indication exists, the recoverable amount of such asset is estimated. An impairment loss is recognized wherever the carrying amount of asset exceeds its recoverable amount. Impairment losses are recognized in profit and loss account. A previously recognized impairment loss is reversed only if there has been change in the estimates used to determine the asset's recoverable amount since the last impairment loss was recognized. If that is the case, the carrying amount of the asset is increased to its recoverable amount. That increased amount cannot exceed the carrying amount that would have been determined, net of depreciation, had no impairment loss been recognized for the asset in prior years. Such reversal is recognized in profit and loss account.

4.20 Dividend distribution and reserve appropriation

Dividend distribution and reserve appropriation are recognised when approved.

4.21 Management and other expenses

Management expenses are allocated to various classes of business and Window Takaful Operations as deemed equitable by the management based on the detailed exercise carried out by the management on an annual basis.

Expenses not directly attributable to the underwriting business are charged under other expenses.

4.22 Foreign currency

4.22.1 Foreign currency transactions

Transactions in foreign currencies are translated to rupees at the foreign exchange rates prevailing on the transaction date. Monetary assets and liabilities in foreign currencies are expressed in rupee terms at the rates of exchange prevailing at the reporting date.

Non-monetary assets and liabilities in foreign currencies are expressed in rupee terms at the rates of exchange prevailing at the date of initial recognition of the non-monetary assets / liabilities.

4.22.2 Foreign operations

The assets and liabilities of foreign operations (associate) are translated to rupees at exchange rates prevailing at the reporting date. The results of foreign operations are translated at the average rates of exchange for the year.

4.22.3 Translation gains and losses

Translation gains and losses are taken to the profit and loss account, except those arising on translation of the net investment in foreign operations (associate) which are taken to the statement of comprehensive income under "Foreign Currency Translation Difference" until the disposal of the net investment, at which time these are recognised in the profit and loss account.

4.23 Financial instruments

All the financial assets and financial liabilities are recognised at the time when the Company becomes a party to the contractual provisions of the instrument and are derecognised when the Company loses control of contractual rights that comprise the financial assets and in the case of financial liabilities when the obligation specified in the contract is discharged, cancelled or expired. At the time of initial recognition all financial assets and financial liabilities are measured at cost, which is the fair value of the consideration given or received for it. Any gain or loss on derecognition of financial assets and financial liabilities is taken to the profit and loss account in the period in which financial instrument is derecognised.

4.24 Window Takaful Operations

The accounting policies followed by Window Takaful Operations are stated in the annexed financial statements of Window Takaful Operations for the year ended December 31, 2024.

4.25 Lease liability and right-of-use asset

The Company leases certain branches. Rental contracts are typically for a period of 3 years and may have extension options as described below. At inception of a contract, the Company assesses whether a contract is, or contains, a lease based on whether the contract conveys the right to control the use of an identified asset for a period of time in exchange for consideration. Lease term is negotiated on an individual basis and contain different terms and conditions.

In determining the lease term, management considers all facts and circumstances that create an economic incentive to exercise an extension option or not exercise a termination option. Extension options (or periods after termination options) are only included in the lease term if the lease is reasonably certain to be extended (or not terminated).

The lease liability is initially measured at the present value of the lease payments over the period of lease term and that are not paid at the commencement date, discounted using the interest rate implicit in the lease, or if that rate cannot be readily determined, the Company's incremental borrowing rate.

Lease payments include fixed payments less any lease incentive receivable, variable lease payments that are based on an index or a rate which are initially measured using the index or rate as at the commencement date, amounts expected to be payable by the Company under residual value guarantees, the exercise price of a purchase option if the Company is reasonably certain to exercise that option and payments of penalties for terminating the lease if the lease term reflects the lessee exercising that option. The extension and termination options are incorporated in determination of lease term only when the Company is reasonably certain to exercise these options.

The lease liability is subsequently measured at amortised cost using the effective interest rate method. The lease liability is also remeasured to reflect any reassessment or lease modification, or to reflect revised in-substance fixed lease payment.

The lease liability is remeasured when the Company reassesses the reasonable certainty of exercising the extension or termination option upon occurrence of either a significant event or a significant change in circumstances, or when there is a change in assessment of an option to purchase underlying asset, or when there is a change in amount expected to be payable under a residual value guarantee, or when there is a change in future lease payments resulting from a change in an index or rate used to determine those payments. The corresponding adjustment is made to the carrying amount of the right-of-use asset, or is recorded in the profit and loss account if the carrying amount of right-of-use asset has been reduced to zero.

When there is a change in scope of a lease, or the consideration for a lease, that was not part of the original terms and conditions of the lease, it is accounted for as a lease modification. The lease modification is accounted for as a separate lease if modification increases the scope of lease by adding the right-to-use one or more underlying assets and the consideration for lease increases by an amount that is commensurate with the stand-alone price for the increase in scope adjusted to reflect the circumstances of the particular contracts, if any. When the lease modification is not accounted for as a separate lease, the lease liability is remeasured and corresponding adjustment is made to right-of-use asset.

The right-of-use asset is initially measured at an amount equal to the initial measurement of lease liability adjusted for any lease payments made at or before the commencement date, plus any initial direct costs incurred and an estimate of the costs to be incurred to dismantle and remove the underlying asset or to restore the underlying asset or the site on which the asset is located.

The right-of-use asset is subsequently measured at cost model. The right-of-use asset is depreciated on a straight line method over the lease term as this method most closely reflects the expected pattern of consumption of future economic benefits. The right-of-use asset is reduced by impairment losses, if any, and adjusted for certain remeasurements of the lease liability.

The Company has elected to apply the practical expedient of not to recognise right-of-use asset and lease liabilities for short term leases that have a lease term of 12 months or less and leases of low-value assets. The lease payments associated with these leases are recognised as an expense on a straight line basis over the lease term.

4.26 Earnings per share

The Company presents basic and diluted earnings per share (EPS) for its shareholders. Basic EPS is calculated by dividing the profit or loss attributable to the ordinary shareholders of the Company by the weighted average number of ordinary shares outstanding during the year. Diluted EPS is determined by adjusting the profit or loss attributable to the ordinary shareholders and the weighted average number of ordinary shares outstanding for the effects of all dilutive potential ordinary shares, if any.

4.27 Share capital

Ordinary shares are classified as equity and recognised at their face value.

5 CRITICAL ACCOUNTING ESTIMATES AND JUDGMENTS

5.1 Use of estimates and judgments

The preparation of financial statements in conformity with the accounting and reporting standards as applicable in Pakistan requires management to make judgments, estimates and assumptions that affect the reported amounts of assets and liabilities and income and expenses. It also requires management to exercise judgment in application of its accounting policies. The estimates and associated assumptions are based on historical experience and various other factors that are believed to be reasonable under the circumstances. These estimates and assumptions are reviewed on an ongoing basis. Revisions to accounting estimates are recognised in the period in which the estimate is revised if the revision affects only that period, or in the period of revision and future periods if the revision affects both current and future periods.

Accounting estimates and areas where judgments were made by the management in the application of accounting policies are as follows:

- provision for receivables related to insurance contracts (notes 4.9 and 13);
- provision for outstanding claims including IBNR (notes 4.16 and 28);
- premium deficiency reserve (note 4.7);
- defined benefit plan (notes 4.18.1 and 14.1);
- residual values and useful lives of property and equipment, intangible assets and investment properties (notes 4.1, 4.2, 4.3, 5, 6 and 7);
- taxation and deferred taxation (notes 4.17, 20, 25 and 35); and

6 PROPERTY AND EQUIPMENT

	2024									
	Cost				Depreciation				Written down value as at 31 December	Depreciation rate %
	As at 1 January	Additions	(Disposals)	As at 31 December	As at 1 January	Charged during the year	(Disposals)	As at 31 December		
	(Rupees in '000)									
Building	7,069	-	-	7,069	3,481	228	-	3,709	3,360	3%
Furniture and fixtures	81,842	2,962	(265)	84,539	66,563	3,814	232	70,145	14,394	17%
Office equipment	100,754	9,220	(1,046)	108,928	69,245	8,265	941	76,569	32,359	17% - 33%
Tracker equipment	2,934	-	(2,912)	22	2,906	25	2,909	22	-	20%
Computer equipment	115,728	9,322	(967)	124,083	62,959	14,152	641	76,470	47,613	25%
Motor Vehicles	11,947	-	(54)	11,893	6,965	103	32	7,036	4,857	20%
Right-of-Use Asset	108,544	86,734	-	195,278	89,892	34,668	-	124,560	70,718	45% - 50%
Total	428,818	108,238	(5,244)	531,812	302,011	61,255	4,755	358,511	173,301	

	2023									
	Cost				Depreciation				Written down value as at 31 December	Depreciation rate %
	As at 1 January	Additions	(Disposals)	As at 31 December	As at 1 January	Charged during the year	(Disposals)	As at 31 December		
	(Rupees in '000)									
Building	7,069	-	-	7,069	3,253	228	-	3,481	3,588	3%
Furniture and fixtures	82,418	1,512	(2,088)	81,842	64,341	4,101	1,879	66,563	15,279	17%
Office equipment	97,654	5,190	(2,090)	100,754	62,970	8,142	1,867	69,245	31,509	17% - 33%
Tracker equipment	21,522	-	(18,588)	2,934	19,382	2,112	18,588	2,906	28	20%
Computer equipment	83,088	37,711	(5,071)	115,728	59,695	7,750	4,486	62,959	52,769	25%
Motor Vehicles	11,951	-	(4)	11,947	6,582	385	2	6,965	4,982	20%
Right-of-Use Asset	108,544	-	-	108,544	58,472	31,420	-	89,892	18,652	45% - 50%
Total	412,246	44,413	(27,841)	428,818	274,695	54,138	26,822	302,011	126,807	

6.1 Disposal of property and equipment

	Cost	Accumulated	Net book value	Sale proceeds	(Loss) / gain	Mode of disposal	Particulars of buyers
	(Rupees in '000)						
Disposals having book value exceeding Rs. 50,000 individually	-	-	-	-	-	-	-
Disposals having book value not exceeding Rs. 50,000 individually							
Furniture and fixtures	265	232	33	77	44	Negotiation	Ghulam Bhatti Scrap Dealer
Office equipment	1,046	941	105	250	145	Negotiation	Umar Referigeration Services
Tracker equipment	2,912	2,909	3	-	(3)	Write-off	
Computer equipment	967	641	326	372	46	Negotiation	Employees
Motor vehicles	54	32	22	15	(7)	Negotiation	EFU General Insurance
2024	5,244	4,755	489	714	225		
2023	27,841	26,822	1,019	882	(137)		

6.2 Cost of fully depreciated property and equipment still in use at the end of the year amounted to Rs. 184,591 thousands (2023: Rs. 173,266 thousands).

	Cost			Amortisation			Written down value as at December 31, 2024	Amortisation period
	As at January 01, 2024	Additions / (write offs)	As at December 31, 2024	As at January 1, 2024	For the year / (write offs)	As at December 31, 2024		

7 INTANGIBLE ASSETS

	As at 1 January 2024	Additions / (write offs)	As at December 31, 2024	As at 1 January 2024	For the year / (write offs)	As at December 31, 2024	Written down value as at December 31, 2024	Amortisation period
Computer software - 2024	141,166	107,613	248,779	109,212	19,410	128,622	120,157	5 years
Computer software - 2023	140,533	7,556	141,166	98,563	17,572	109,212	31,954	5 years
		(6,923)			(6,923)			

7.1 Cost of fully amortised intangible assets still in use at the end of the year amounted to Rs.97,582 thousands (2023: Rs. 80,134 thousands).

8 INVESTMENT PROPERTIES

	2024								Useful life
	Cost			Depreciation				Written down value as at December 31, 2024	
	As at 1 January 2024	Addition / (Disposals)	As at December 31, 2024	As at 1 January 2024	For the year	Addition / (Disposals)	As at December 31, 2024	Written down value as at December 31, 2024	
	(Rupees in '000)								
Leasehold land	556,600	-	556,600	-	-	-	-	556,600	
Buildings on leasehold land	125,563	-	125,563	54,407	3,449	-	57,856	67,707	
Lifts and other installations	29,187	-	29,187	26,995	408	-	27,403	1,784	
	711,350	-	711,350	81,402	3,857	-	85,259	626,091	

	2023								Useful life
	Cost			Depreciation				Written down value as at December 31, 2023	
	As at 1 January 2023	Addition / (Disposals)	As at December 31, 2023	As at 1 January 2023	For the year	Addition / (Disposals)	As at December 31, 2023	Written down value as at December 31, 2023	
	(Rupees in '000)								
Leasehold land	556,600	-	556,600	-	-	-	-	556,600	
Buildings on leasehold land	125,563	-	125,563	50,958	3,449	-	54,407	71,156	
Lifts and other installations	29,187	-	29,187	25,468	1,527	-	26,995	2,192	
	711,350	-	711,350	76,426	4,976	-	81,402	629,948	

8.1 The market value of investment properties as per the valuations carried out by the professional valuers in 2024 and as ascertained by the management is Rs. 3,812,369 thousands (2023: Rs. 3,812,369 thousands).

9 INVESTMENTS IN ASSOCIATES

	Face value per share (KGS)	2024 Number of shares	2023 Number of shares	2024(Rupees in '000).....	2023(Rupees in '000).....
Unquoted					
Jubilee Kyrgyzstan Insurance Company Limited (JKIC) (incorporated in Kyrgyzstan) (Chief Executive Officer - Khegai V.I.)	1	29,250,000	29,250,000	299,868	286,364
				299,868	286,364

9.1 JKIC is a closed joint stock company and is engaged in the business of life and non-life insurance. The break-up value of the investment is Rs. 10.18 (2023: Rs. 9.72) per share and percentage of holding in associate is 19.5% (2023: 19.5%). The Company assessed the recoverable amount of investment in JKIC based on value-in-use calculation. Based on the valuation, the recoverable amount exceeds the carrying amount and accordingly, no impairment has been recognised in respect of JKIC during the year ended December 31, 2024 (2023: Nil).

9.2 Movement of investments in associates is as follows:

	JLICL		JKIC		Total	
	2024	2023	2024	2023	2024	2023
(Rupees in '000).....					
Opening balance	-	862,123	286,364	221,268	286,364	1,083,391
Share of profit of associates	-	87,153	20,875	30,117	20,875	117,270
Dividend received	-	(56,116)	(8,054)	(6,037)	(8,054)	(62,153)
Foreign currency translation difference - net	-	588	683	41,016	683	41,604
Net unrealised appreciation / (diminution) on revaluation of available-for-sale investments	-	(11,363)	-	-	-	(11,363)
Actuarial gain / (loss) on defined benefit plan	-	5,313	-	-	-	5,313
Reclassification adjustment due to derecognition of associate	-	(887,698)	-	-	-	(887,698)
Closing balance	-	-	299,868	286,364	299,868	286,364

9.3 Following is the summarised financial information of JLICL and JKIC:

	JKIC	
	December 31 2024 (note 9.3.1)	December 31 2023
For the period / year ended		
Revenue	796,892	775,953
Profit after tax from continuing operations	130,194	160,052
Share of profit of associates	20,875	30,117
Total comprehensive income	130,194	160,052
Share of total comprehensive income	20,875	30,117
Cash and cash equivalents	72,965	123,739
Financial liabilities (excluding trade and other payables and provisions)	850,339	720,842
Depreciation and amortisation	17,465	13,811
Interest income	16,919	25,800
Income Tax expense	9,357	15,970

	JKIC	
	2024	2023
Total assets	2,377,633	2,182,196
Total liabilities	850,338	724,386
Net assets	1,527,295	1,457,810
Share of net assets	297,823	284,273
Fair value of consideration net of exchange translation	2,045	2,091
Reclassification adjustment due to derecognition of associate	-	-
Carrying value of investment	299,868	286,364

9.3.1 The above information has been summarised based on the most recent available audited financial statements of JKIC for the year ended December 31, 2024 (2023: December 31, 2023). The functional and presentational currency of JKIC is Kyrgyz Som (KGS).

10 INVESTMENTS IN EQUITY SECURITIES

	Note	2024			2023		
		Cost / Carrying value	Impairment / provision for the year	Market value	Cost / Carrying value	Impairment / provision for the year	Market value
..... (Rupees in '000)							
Available-for-sale							
Related parties							
Mutual funds	10.1.1.1	814	-	7,031	564	-	3,725
Listed shares	10.1.1.2	1,144,952	-	2,019,508	1,087,602	-	1,414,958
		1,145,766	-	2,026,539	1,088,166	-	1,418,683
Others							
Mutual funds	10.1.2.1	-	-	-	200,000	-	208,924
Listed shares / certificates	10.1.2	6,118,019	-	10,480,060	3,040,392	-	3,969,215
Unlisted shares							
- Matiar Sugar Mills Limited [951,665 shares (2022: 951,665 shares)]							
Name of CEO: Syed Shafqat Ali Shah							
Break-up value per share: Rs. 202.62 (2022: Rs. 172.64)		2,500	-	2,500	2,500	-	2,500
		6,120,519	-	10,482,560	3,242,892	-	4,180,639
At fair value through profit or loss							
Others							
Listed shares	10.2	111,552	-	114,829	515,810	-	512,580
		7,377,837	-	12,623,928	4,846,868	-	6,111,902

10.1 Investments - Available-for-sale

10.1.1 Related parties

10.1.1.1 Mutual funds

Name of Fund	Number of shares		2024		2023	
	2024	2023	Cost / Carrying value	Market value	Cost / Carrying value	Market value
..... (Rupees in '000)						
HBL Growth Fund Class B	154,464	146,124	637	5,268	457	2,771
HBL Investment Fund Class B	110,112	103,333	177	1,763	107	954
			814	7,031	564	3,725

10.1.1.2 Listed shares

Name of investee company

COMMERCIAL BANKS

Habib Bank Limited

PAPER & BOARD

Cherat Packaging Limited

ENGINEERING

International Steels Limited

INSURANCE

Jubilee Life Insurance Company Limited

CEMENT

Cherat Cement Company Limited

CABLE & ELECTRICAL GOODS

Pakistan Cables Limited

Number of shares		2024		2023	
..... (Rupees in '000)					
2024	2023	Cost / Carrying value	Market value	Cost / Carrying value	Market value
4,270,000	4,270,000	272,127	744,944	272,127	473,287
444,000	273,000	53,284	61,125	31,195	30,707
450,000	450,000	31,499	43,362	31,499	32,859
6,453,330	6,453,330	752,781	1,117,846	752,781	878,105
107,000	-	17,847	29,285	-	-
126,500	-	17,414	22,946	-	-
		1,144,952	2,019,508	1,087,602	1,414,958

10.1.2 Others

10.1.2.1 Mutual funds

Name of Fund

ABL Fixed Rate Plan - I

-	20,000,000	-	-	200,000	208,924
		-	-	200,000	208,924

10.1.2 Listed shares / certificates

Name of investee company

MODARABAS

OLP Modaraba

First Habib Modaraba

LEASING COMPANIES

OLP Financial Services Pakistan Limited

COMMERCIAL BANKS

Bank Al Habib Limited

United Bank Limited

Bank Alfalah Limited

Faysal Bank Limited

Habib Metropolitan Bank Limited

MCB Bank Limited

National Bank of Pakistan

Allied Bank Limited

TEXTILE COMPOSITE

Nishat Mills Limited

Nishat (Chunian) Limited

Gul Ahmed Textile Mills Limited

TEXTILE SPINNING

Service Industries Textiles Limited

INSURANCE

Adamjee Insurance Company Limited

POWER GENERATION & DISTRIBUTION

The Hub Power Company Limited

Nishat Chunian Power Limited

Kot Addu Power Company Limited

K-Electric Limited

Number of shares		2024		2023	
..... (Rupees in '000)					
2024	2023	Cost / Carrying value	Market value	Cost / Carrying value	Market value
1,297,972	1,297,972	8,839	21,066	8,839	15,848
1,000,000	2,000,000	11,345	19,250	11,345	14,300
		20,184	40,316	20,184	30,148
456,526	456,526	2,301	16,280	2,301	10,272
1,802,992	1,402,992	119,287	236,967	72,606	112,997
1,985,000	2,115,000	292,528	758,727	293,752	376,132
5,187,064	5,167,500	210,091	432,238	188,906	250,675
-	527,481	-	-	13,334	17,185
475,000	475,000	15,581	41,325	15,581	26,277
1,045,327	950,000	132,101	294,050	110,352	163,923
1,443,898	1,400,000	96,552	96,626	50,746	44,954
848,387	685,000	79,765	116,967	56,355	56,855
		945,905	1,976,900	801,632	1,048,998
-	689,499	-	-	46,752	52,898
2,320,000	970,000	66,123	81,409	25,836	25,172
-	200,000	-	-	5,216	4,320
		66,123	81,409	77,804	82,390
199,420	199,420	100	2,365	100	1,595
1,280,000	1,300,000	53,656	63,936	40,926	44,421
3,210,677	1,760,677	330,058	420,246	108,830	206,158
-	150,000	-	-	4,694	4,196
1,750,059	1,270,000	66,022	65,802	38,110	36,106
17,750,000	3,000,000	86,948	99,400	10,702	15,780
		483,028	585,448	162,336	262,240

Number of shares		2024		2023		
2024	2023	Cost / Carrying value	Market value	Cost / Carrying value	Market value	
..... (Rupees in '000)						
OIL & GAS MARKETING COMPANIES						
Attock Petroleum Limited	253,750	253,750	74,024	140,689	74,024	96,047
Sui Northern Gas Pipelines Limited	2,710,000	1,500,000	176,564	303,357	81,801	110,280
Hi-Tech Lubricants Limited	2,341,385	-	91,885	119,879	-	-
Pakistan State Oil Company Limited	660,000	655,000	125,620	290,855	94,226	115,745
			468,093	854,780	250,051	322,072
OIL & GAS EXPLORATION COMPANIES						
Pakistan Oilfields Limited	475,305	350,305	201,381	300,212	129,114	147,808
Pakistan Petroleum Limited	3,827,415	2,777,415	359,743	779,070	198,379	319,486
Oil & Gas Development Company Limited	2,095,600	2,445,600	226,781	476,246	214,955	275,007
Mari Petroleum Company Limited	842,072	83,000	165,589	605,963	121,375	173,976
			953,494	2,161,491	663,823	916,277
ENGINEERING						
International Industries Limited	835,325	390,325	103,194	148,930	20,193	54,204
Agha Steel Ind.Ltd	1,000,000	-	10,485	10,440	-	-
Aisha Steel Mills Limited	8,572,269	-	76,420	106,468	-	-
Mughal Iron & Steel Industries Limited	977,886	-	76,778	78,329	-	-
Amreli Steel Limited	3,252,500	500,000	86,201	83,849	13,132	11,530
			353,078	428,016	33,325	65,734
AUTOMOBILE ASSEMBLER						
Indus Motor Company Limited	39,016	-	87,774	83,088.00	-	-
Millat Tractors Limited	383,688	176,910	149,330	238,382	13,372	102,832
Honda Atlas Cars (Pakistan) Limited	150,000	-	45,031	46,757	-	-
			282,135	368,227	13,372	102,832
AUTOMOBILE PARTS & ACCESSORIES						
Ghandhara Tyre & Rubber Company Limited	1,356,314	-	59,250	69,579.00	-	-
Thal Limited	164,007	-	72,713	67,699.00	-	-
Panther Tyres Limited	1,585,000	-	73,213	73,924.00	-	-
			205,176	211,202	-	-
CABLE & ELECTRICAL GOODS						
Fast Cables Limited	692,000	-	17,208	17,307	-	-
Pak Elektron Limited	1,339,550	-	34,167	58,739	-	-
			51,375	76,046	-	-
CHEMICAL						
Lucky Core Industries Limited	41,188	-	50,852	44,326	-	-
LEATHER & TANNERIES						
Service Industries Limited	74,267	-	94,435	117,678	-	-
Service GlobalFootwear Limited	279,100	-	22,882	27,879	-	-
			117,317	145,557	-	-
GLASS & CERAMICS						
Shabbir Tiles & Ceramics Limited	1,380,500	-	20,414	22,212	-	-
REFINERY						
National Refinery Limited	100,000	-	26,882	30,944	-	-
PAPER & BOARD						
Roshan Packages Limited	967,246	-	16,382	18,339	-	-
PHARMACEUTICALS						
GlaxoSmithKline Pakistan Limited	-	135,000	-	-	11,016	11,204
The Searle Company Limited	500,000	-	30,154	52,230	-	-
Haleon Pakistan Limited	61,684	66,200	16,757	49,820	11,370	11,188
AGP Limited	629,249	317,829	58,287	107,035	21,948	22,347
Citi Pharma Limited	-	150,000	-	-	4,164	3,561
Ferozsons Laboratories Limited	120,000	-	35,531	40,242	-	-
Highnoon Laboratories Limited	107,834	-	77,044	99,015	-	-
Abbott Laboratories (Pakistan) Limited	200,500	9,100	217,469	248,191	4,375	4,188
			435,242	596,533	52,873	52,488
TECHNOLOGY & COMMUNICATION						
Systems Limited	517,587	357,587	229,104	321,654	156,598	151,460
Pakistan Telecommunication Company Limited	8,016,992	3,010,000	138,795	218,623	26,412	36,812
			367,899	540,277	183,010	188,272
FERTILIZER						
Fauji Fertilizer Company Limited	2,273,019	1,385,000	279,027	832,652	134,452	156,768
Fauji Fertilizer Bin Qasim Limited	-	446,500	-	-	8,528	14,243
Fatima Fertilizer Company Limited	3,028,954	-	169,257	237,107	-	-
Engro Corporation Limited	748,000	748,000	195,825	333,069	191,903	220,593
Engro Fertilizers Limited	1,094,626	1,517,807	93,887	223,512	110,956	170,343
			737,996	1,626,340	445,839	561,947

	Number of shares		2024		2023	
	2024	2023	Cost / Carrying value	Market value	Cost / Carrying value	Market value
POWER GENERATION & DISTRIBUTION						
The Hub Power Company Limited	-	212,478	-	-	25,266	24,879
Kot Addu Power Company Limited	-	200,000	-	-	6,363	5,686
			-	-	31,629	30,565
ENGINEERING						
Amreli Steels Limited	300,000	-	7,766	7,734	-	-
TECHNOLOGY & COMMUNICATION						
Avanceon Limited	150,000	-	8,894	9,254	-	-
PROPERTY						
TPL Properties Limited	-	250,000	-	-	3,500	3,380
			111,552	114,829	515,810	512,580

11 INVESTMENTS IN DEBT SECURITIES

	Note	2024		2023	
		Cost	Carrying value	Cost	Carrying value
Government securities					
Others					
Held to maturity					
Pakistan Investment Bonds	11.1.1	-	-	50,047	50,047
Available-for-sale					
Pakistan Investment Bonds	11.2.1	9,686,081	9,911,519	7,486,824	6,961,808
Treasury Bills	11.2.2	5,243,775	5,309,619	6,219,297	6,217,315
		14,929,856	15,221,138	13,706,121	13,179,123
		14,929,856	15,221,138	13,756,168	13,229,170

11.1 Government securities - held to maturity

11.1.1 Pakistan Investment Bonds

Face value (Rupees)	Profit rate %	Profit payment	Type of Security	Maturity date	2024		2023	
					Cost	Carrying value	Cost	Carrying value
50,000,000	10	Semi annually	Pakistan Investment Bond - 20 years	20-01-2024	-	-	50,047	50,047
					-	-	50,047	50,047

11.1.1.1 The market value of these investments amounted to Rs. Nil (2023: Rs. 49,660 thousands).

11.2 Government securities - available-for-sale

11.2.1 Pakistan Investment Bonds

Face value (Rupees)	Profit rate %	Profit payment	Type of Security	Maturity date	2024		2023	
					Cost	Carrying value	Cost	Carrying value
100,000,000	9.50	Semi annually	Pakistan Investment Bond - 5 years	19-09-2024	-	-	98,095	92,430
75,000,000	9.50	Semi annually	Pakistan Investment Bond - 5 years	19-09-2024	-	-	73,991	69,323
200,000,000	9.50	Semi annually	Pakistan Investment Bond - 5 years	19-09-2024	-	-	197,395	184,860
75,000,000	9.50	Semi annually	Pakistan Investment Bond - 5 years	19-09-2024	-	-	74,170	69,323
37,500,000	8.75	Semi annually	Pakistan Investment Bond - 10 years	12-07-2028	33,003	33,713	32,052	28,961
37,500,000	8.75	Semi annually	Pakistan Investment Bond - 10 years	12-07-2028	32,671	33,713	31,658	28,961
50,000,000	10.00	Semi annually	Pakistan Investment Bond - 10 years	19-09-2029	46,231	45,860	45,666	39,600
50,000,000	10.00	Semi annually	Pakistan Investment Bond - 10 years	19-09-2029	48,286	45,860	48,020	39,600
50,000,000	10.00	Semi annually	Pakistan Investment Bond - 10 years	19-09-2029	47,731	45,860	47,382	39,600
250,000,000	7.50	Semi annually	Pakistan Investment Bond - 5 years	15-10-2025	241,299	241,525	231,296	208,700

Face value (Rupees)	Profit rate %	Profit payment	Type of Security	Maturity date	2024		2023	
					Cost	Carrying value	Cost	Carrying value
..... (Rupees in '000)								
1,000,000,000	10.00	Semi annually	Pakistan Investment Bond - 3 years	04-08-2025	978,986	988,700	946,726	875,700
900,000,000	10.00	Semi annually	Pakistan Investment Bond - 3 years	04-08-2025	880,847	889,830	851,453	788,130
150,000,000	7.50	Semi annually	Pakistan Investment Bond - 5 years	29-04-2027	134,466	135,705	129,029	116,730
500,000,000	7.50	Semi annually	Pakistan Investment Bond - 5 years	29-04-2027	445,924	452,350	427,073	389,100
1,400,000,000	7.50	Semi annually	Pakistan Investment Bond - 5 years	29-04-2027	1,243,742	1,266,580	1,189,434	1,089,480
600,000,000	7.50	Semi annually	Pakistan Investment Bond - 5 years	29-04-2027	531,415	542,820	507,635	466,920
1,400,000,000	7.50	Semi annually	Pakistan Investment Bond - 5 years	29-04-2027	1,242,483	1,266,580	1,187,780	1,089,480
250,000,000	7.50	Semi annually	Pakistan Investment Bond - 5 years	29-04-2027	221,192	226,175	211,211	194,550
500,000,000	7.50	Semi annually	Pakistan Investment Bond - 5 years	29-04-2027	445,021	452,350	425,885	389,100
250,000,000	12.00	Semi annually	Pakistan Investment Bond - 3 years	04-07-2026	227,235	249,325	215,264	223,900
300,000,000	12.00	Semi annually	Pakistan Investment Bond - 3 years	04-07-2026	272,326	299,190	257,790	268,680
300,000,000	12.00	Semi annually	Pakistan Investment Bond - 3 years	04-07-2026	272,346	299,190	257,819	268,680
250,000,000	14.00	Semi annually	Pakistan Investment Bond - 3 years	20-09-2027	256,132	259,275	-	-
250,000,000	14.00	Semi annually	Pakistan Investment Bond - 5 years	20-09-2029	255,118	264,200	-	-
125,000,000	14.00	Semi annually	Pakistan Investment Bond - 10 years	20-09-2034	124,045	130,613	-	-
600,000,000	13.34	Semi annually	Pakistan Investment Bond - 5 years	06-05-2026	594,214	608,340	-	-
600,000,000	13.34	Semi annually	Pakistan Investment Bond - 5 years	06-05-2026	594,214	608,340	-	-
250,000,000	14.00	Semi annually	Pakistan Investment Bond - 5 years	20-09-2029	263,020	264,200	-	-
250,000,000	13.00	Semi annually	Pakistan Investment Bond - 10 years	20-09-2034	254,134	261,225	-	-
					9,686,081	9,911,519	7,486,824	6,961,808

11.2.2 Treasury Bills

Face value (Rupees)	Profit rate %	Profit payment	Type of Security	Maturity date	2024		2023	
					Cost Carrying value	Market value	Cost Carrying value	Market value
..... (Rupees in '000)								
400,000,000	22.20	On maturity	Treasury Bills	11-01-2024	-	-	397,691	397,600
500,000,000	21.84	On maturity	Treasury Bills	25-01-2024	-	-	493,163	493,000
500,000,000	21.45	On maturity	Treasury Bills	07-03-2024	-	-	481,594	481,450
300,000,000	21.20	On maturity	Treasury Bills	07-03-2024	-	-	289,029	288,870
500,000,000	21.31	On maturity	Treasury Bills	21-03-2024	-	-	477,738	477,700
500,000,000	21.32	On maturity	Treasury Bills	21-03-2024	-	-	477,728	477,700
500,000,000	21.33	On maturity	Treasury Bills	21-03-2024	-	-	477,718	477,700
500,000,000	21.35	On maturity	Treasury Bills	21-03-2024	-	-	477,698	477,700
500,000,000	21.37	On maturity	Treasury Bills	21-03-2024	-	-	477,678	477,700
400,000,000	21.39	On maturity	Treasury Bills	21-03-2024	-	-	382,127	382,160
500,000,000	21.89	On maturity	Treasury Bills	02-05-2024	-	-	467,153	466,700
525,000,000	21.89	On maturity	Treasury Bills	02-05-2024	-	-	490,368	490,035
500,000,000	21.43	On maturity	Treasury Bills	12-12-2024	-	-	416,374	415,900
500,000,000	21.34	On maturity	Treasury Bills	26-12-2024	-	-	413,238	413,100
65,000,000	20.79	On maturity	Treasury Bills	09-01-2025	64,755	64,818	-	-
375,000,000	20.26	On maturity	Treasury Bills	06-03-2025	363,918	367,275	-	-
500,000,000	20.72	On maturity	Treasury Bills	20-03-2025	481,653	487,600	-	-
500,000,000	20.25	On maturity	Treasury Bills	20-03-2025	481,998	487,600	-	-
300,000,000	19.92	On maturity	Treasury Bills	29-05-2025	279,784	286,170	-	-
500,000,000	19.98	On maturity	Treasury Bills	29-05-2025	466,225	476,950	-	-
240,000,000	19.94	On maturity	Treasury Bills	29-05-2025	223,814	228,936	-	-
500,000,000	18.85	On maturity	Treasury Bills	12-06-2025	464,789	474,900	-	-
500,000,000	18.48	On maturity	Treasury Bills	10-07-2025	459,386	470,800	-	-
350,000,000	17.60	On maturity	Treasury Bills	07-08-2025	318,707	326,620	-	-
500,000,000	12.05	On maturity	Treasury Bills	11-12-2025	449,248	448,900	-	-
500,000,000	11.82	On maturity	Treasury Bills	06-03-2025	489,910	489,700	-	-
500,000,000	11.93	On maturity	Treasury Bills	12-06-2025	475,009	474,900	-	-
250,000,000	12.09	On maturity	Treasury Bills	11-12-2025	224,579	224,450	-	-
					5,243,775	5,309,619	6,219,297	6,217,315

11.3 Pakistan Investment Bonds with a face value of Rs. 187,500 thousands (2023: Rs. 200,000 thousands) and Treasury bills of Rs. 65,000 thousands (2023 : Rs. Nil) are placed with the State Bank of Pakistan under Section 29 of the Insurance Ordinance, 2000.

12 INVESTMENTS IN TERM DEPOSITS

Note **2024** **2023**
.....(Rupees in '000).....

Held to maturity

Deposits maturing within 12 months

Term deposits - local currency	12.1 & 12.2	41,000	41,000
Term deposits - foreign currency	12.3	183,711	219,882
		224,711	260,882

12.1 These include an amount of Rs. 1,000 thousands (2023: Rs. 1,000 thousands) placed under lien with commercial banks against bank guarantees and carry interest rates ranging from 15.80% to 21.00% (2023: 18.37% to 21.50%) per annum and having maturity up to May 25, 2025.

12.2 These include an amount of Rs. 40,000 thousands (2023: Rs. 40,000 thousands) held with a related party. Term deposits with a related party carry profit at the rate of 21.00% (2023: 21.00%) per annum and having maturity up to May 25, 2025.

12.3 These includes foreign deposits carry interest rates ranging from 4.00% to 4.50% (2023: 4.25% to 5.00%) per annum and having maturity up to January 24, 2025. These includes foreign currency term deposits amounting to Rs. 16,701 thousands (2023 22,552 thousands) having original maturity period of 3 months.

13 LOANS AND OTHER RECEIVABLES - Considered good

Note **2024** **2023**
.....(Rupees in '000).....

Rent receivable		-	574
Accrued investment income		281,959	251,230
Security deposit		118,977	68,277
Advance to suppliers	13.1	91,145	40,972
Loans to employees		611	2,626
Sales tax recoverable		57,400	49,059
Medical claims recoverable		3,948	4,564
Receivable against sale of investments		18,347	-
Other receivables		34,195	20,855
		606,582	438,157

13.1 Advance to suppliers

Advance to suppliers	185,671	135,498
Less: provision for impairment of Advances to supplier	(94,526)	(94,526)
	91,145	40,972

14 INSURANCE / REINSURANCE RECEIVABLES - Unsecured and considered good

Due from insurance contract holders	14.1	2,129,753	1,541,947
Less: provision for impairment of receivables from insurance contract holders		(174,961)	(174,961)
		1,954,792	1,366,986
Due from other insurers / reinsurers		120,885	196,895
		2,075,677	1,563,881

14.1 This includes Rs. 144,438 thousands (2023: Rs. 166,190 thousands) receivable from related parties.

15 EMPLOYEE BENEFITS

15.1 Defined benefit plan

The Company offers defined benefit plan to all its permanent employees. The gratuity fund is governed under the repealed Trusts Act, 1882, the Trust Deed, the Rules of the fund, the Companies Act, 2017, the Income Tax Ordinance, 2001 and the Income Tax Rules, 2002. The responsibility for governance of the defined benefit plan including investment decisions and contribution schedule lies with the Board of Trustees of the fund.

The actuarial valuations are carried out annually and contributions are made accordingly. Following are the significant assumptions used for valuation of the plan:

- Discount rate 12% (2023: 16%) per annum.
- Expected rate of increase in the salaries of the employees 12% (2023: 16%) per annum.
- Expected interest rate on plan assets 12% (2023: 16%) per annum.
- Average service length of the employees 6.75 years (2023: 11.08 years).

The benefit plan exposes the Company to the following risks:

Discount rate used in last actuarial valuation was 16% per annum. However, in the current investment environment, where there is a downward trend in the interest rate structure, discount rate has been decreased to 12% per annum. Correspondingly, due to decrease in inflationary expectations, the rate of increase in eligible salary has been decreased to 12% from 16%.

Mortality risks

This is the risk that the actual mortality experience is different. The effect depends on the beneficiaries' service / age distribution and the benefit. The rate assumed were based on SLIC (2001-2005) mortality table.

Final salary risks

This is the risk that the final salary at the time of cessation of service is higher than expectation. Since the benefit is calculated on the basis of final salary, the benefit amount increases proportionately.

Withdrawal risks

This is the risk of higher or lower withdrawal experience than assumed. The final effect could go either way depending on the beneficiaries' service / age distribution and the benefit.

Investment risk

This is the risk of the investments underperforming and not being sufficient to meet the liabilities. This is managed by formulating proper investment plan for the fund.

Risk of insufficiency of assets

This is managed by making regular contributions to the fund as advised by the actuary.

Discount rate fluctuation

The plan liabilities are calculated using a discount rate set with reference to corporate bond yields. A decrease in corporate bond yields will increase plan liabilities, although this will be partially offset by an increase in the value of the current plan's bond holdings, if any.

		2024	2023
	(Rupees in '000).....	
15.1.1	Asset / (liability) appearing on the statement of financial position Note		
	Fair value of plan assets	15.1.4 553,440	509,210
	Present value of defined benefit obligation	15.1.3 (535,137)	(509,210)
		18,303	-
15.1.2	Movement in asset / (liability) during the year		
	Opening balance	-	-
	Charge to the profit and loss account	15.1.5 (38,260)	(32,974)
	Actuarial gain / (loss) charge to the statement of comprehensive income	15.1.6 56,563	(4,726)
	Contributions to the Fund during the year	15.1.4 -	37,700
	Closing balance	18,303	-
15.1.3	Reconciliation of the present value of the defined benefit obligations		
	As at January 1	509,210	428,493
	Current service costs	38,260	32,974
	Interest costs	81,088	62,551
	Benefits paid	(64,200)	(22,739)
	Actuarial loss from changes in financial assumptions	(29,221)	3,303
	Experience adjustments	-	4,628
	As at December 31	535,137	509,210
15.1.4	Changes in the fair value of plan assets		
	As at January 1	509,210	428,493
	Interest income on plan assets	81,088	62,551
	Contribution to the Fund	-	37,700
	Benefits paid	(64,200)	(22,739)
	Return on plan assets, excluding interest income	27,342	3,205
	As at December 31	553,440	509,210
15.1.5	Charge to the profit and loss account		
	Current service costs	15.1.3 38,260	32,974
	Interest costs	15.1.3 81,088	62,551
	Interest income on plan assets	15.1.4 (81,088)	(62,551)
		38,260	32,974
15.1.6	Remeasurements recognised in the statement of comprehensive income during the year		
	Actuarial loss from changes in financial assumptions	15.1.3 (9,472)	3,303
	Experience adjustments	15.1.3 (19,749)	4,628
	Return on plan assets, excluding interest income	15.1.4 (27,342)	(3,205)
		(56,563)	4,726
15.1.7	Composition of plan assets		
		2024	2023
		Fair value	Percentage
		(Rupees in '000)	
	Equity instruments	29,414	5.31
	Government securities	302,116	54.59
	Others	221,910	40.10
	Total	553,440	100.00
		25,444	5.00
		351,243	68.98
		132,523	26.03
		509,210	100.00

15.1.8 Historical data

	2024	2023	2022	2021	2020
 (Rupees in '000)				
Present value of defined benefit obligations	535,137	509,210	428,493	397,481	367,833
Fair value of plan assets	(553,440)	(509,210)	(428,493)	(397,481)	(367,833)
(Surplus) / deficit	(18,303)	-	-	-	-
Experience adjustments					
- Actuarial loss / (gain) on defined benefit obligation	(19,749)	4,628	2,988	(12,580)	(15,852)
- Actuarial gain / (loss) on plan assets	27,342	3,205	1,217	10,148	(10,346)

15.1.9 The estimated charge to the profit and loss account in respect of defined benefit plan for the year ending December 31, 2025 would be Rs. 39,245 thousands.

15.1.10 Sensitivity analysis on significant actuarial assumptions - Defined benefit obligation

	2024	2023
(Rupees in '000).....	
Discount rate +0.5%	517,554	492,953
Discount rate -0.5%	553,806	526,427
Future salary increases +0.5%	544,908	518,211
Future salary increases -0.5%	525,786	500,576
Mortality rate +5.00%	535,195	509,262
Mortality rate -5.00%	535,079	509,159

15.1.11 Number of employees covered under the scheme

	2024	2023
	(Number)	
Defined benefit plan	543	524

15.2 Defined contribution plan

15.2.1 Provident fund trust

	2024	2023
(Rupees in '000).....	
Size of the fund	1,045,815	904,106
Cost of investments made	945,668	865,100
Percentage of investments made (based on fair value)	98%	98%
Fair value of investments	1,019,696	888,600

15.2.2 Investments out of the provident fund have been made in accordance with the provisions of section 218 of the Companies Act, 2017 and the rules formulated for this purpose. The break-up value of investments is as follows:

	2024 (Un-audited)	2023 (Audited)
(Rupees in '000).....	
Equity securities		
Commercial Banks	32	-
Power Generation & Distribution	10,140	-
Debt Securities		
Mutual funds	118,907	75,029
Government securities	857,743	802,610
Cash and bank	32,874	10,961
	1,019,696	888,600

15.2.3 Expected contributions to the plan for the year ending December 31, 2025 is Rs. 20,942 thousands.

16 PREPAYMENTS	Note	2024	2023
	(Rupees in '000).....	
Prepaid reinsurance premium ceded	28	4,517,265	3,809,100
Prepaid rent		12,804	11,503
Prepaid miscellaneous expenses		46,765	45,219
		4,576,834	3,865,822

17 CASH AND BANK

Cash and cash equivalents

- Cash in hand		75	100
- Policy and revenue stamps, bond papers		31,553	7,019
		31,628	7,119

Cash at bank

- Current accounts		107,319	90,716
- Savings accounts	17.1	1,865,547	2,558,449
	17.2	1,972,866	2,649,165
		2,004,494	2,656,284

17.1 Savings accounts carry interest rates ranging from 6% to 13.5% (2023: 14.50% to 21.25%) per annum.

17.2 Cash at bank includes Rs. 603,944 thousands (2023: Rs. 1,245,568 thousands) held with related parties.

17.3 Cash and cash equivalents include the following for the purpose of the cash flow statement:

Cash and other equivalents

Cash in hand		75	100
Policy and revenue stamps, bond papers		31,553	7,019
		31,628	7,119

Cast at bank

Current accounts		107,319	90,716
Savings accounts		1,865,547	2,558,449
		1,972,866	2,649,165

Deposits having original maturity within 3 months

Term deposits - foreign currency		16,701	22,552
		2,021,195	2,678,836

18 WINDOW TAKAFUL OPERATIONS - OPERATOR'S FUND

Assets

	2024	2023
		Restated
(Rupees in '000).....	
Cash and bank	293,432	387,281
Investments	479,945	297,067
Property and equipment and intangible assets	1,673	1,700
Other assets	307,122	224,942
Total assets	1,082,172	910,990

Total liabilities

Profit before tax

	615,124	543,287
	460,101	423,968

Details of assets and liabilities and segment information of Window Takaful Operations - Operator's Fund are stated in annexed financial statements for the year ended December 31, 2024.

19 SHARE CAPITAL**19.1 Authorised capital**

	2024 (Number of shares in '000)	2023	2024 (Rupees in '000)	2023
Ordinary shares of Rs. 10 each	600,000	600,000	6,000,000	6,000,000

19.2 Issued, subscribed and paid-up capital

Ordinary shares of Rs.10 each issued as fully paid in cash	210	210	2,100	2,100
Ordinary shares of Rs.10 each issued as fully paid bonus shares	198,281	198,281	1,982,812	1,982,812
	198,491	198,491	1,984,912	1,984,912

19.3 Shares of the Company held by related parties amounted to Rs. 1,198,169 thousands (119,816,947 shares of Rs. 10 each) [2023: Rs. 1,342,031 thousands (134,203,108 shares of Rs. 10 each)].

19.4 All ordinary shares rank equally with regards to the Company's residence assets.

Note(Rupees in '000).....

20 RESERVES**Capital reserves**

Reserve for exceptional losses	20.1	9,384	9,384
Net unrealised appreciation / (diminution) on revaluation of available-for-sale investments - net of tax		3,423,275	440,323
Foreign currency translation difference - net of tax		72,177	71,760

Revenue reserves

General reserve	20.2	5,700,000	4,700,000
Special reserve	20.3	4,000,000	2,800,000
		13,204,836	8,021,467

20.1 In accordance with the requirements of the repealed Income Tax Act, 1922 which was applicable on insurance companies, the Company had set aside in prior years amounts up to 10 percent of premium earnings, net of reinsurances as a reserve for exceptional losses, which was treated as an allowable deduction in arriving at the taxable income. This option was withdrawn by the Income Tax Ordinance, 1979 with retrospective effect up to the accounting year ended December 31, 1978. Accordingly, the Company has ceased to set aside such amounts, but has retained the reserve created up to December 31, 1978.

Note(Rupees in '000).....

20.2 General reserve

Balance at the beginning of the year	4,700,000	4,400,000
Transfer from unappropriated profit	1,000,000	300,000
Balance at the end of the year	5,700,000	4,700,000

20.3 Special reserve

Balance at the beginning of the year	2,800,000	2,300,000
Transfer from unappropriated profit	1,200,000	500,000
Balance at the end of the year	20.3.1	4,000,000

20.3.1 This represents special reserve created for meeting catastrophic losses and dividend equalisation in future.

21	DEFERRED TAXATION - net		2024	2023 Restated
		Note(Rupees in '000).....	
	Deferred tax debits arising in respect of:			
	Actuarial loss on defined benefit plan		-	21,877
	Provision for doubtful debts		(183)	105,100
	Impairment on available-for-sale investments		316,905	316,905
	Other provisions		202,597	143,956
			661,859	587,838
	Deferred tax credits arising in respect of:			
	Share of profit of associates		(47,989)	(39,848)
	Right-of-use asset - net		(8,768)	(7,274)
	Foreign currency translation difference		(37,753)	(37,487)
	Accelerated tax depreciation		(12,619)	(23,858)
	Unrealised appreciation on revaluation of available-for-sale investments		(2,182,309)	(313,114)
			(2,289,438)	(421,581)
			(1,629,741)	164,095
21.1	Movement in net deferred tax asset / (liability) is as follows:			
	Opening deferred tax asset / (liability)		164,095	226,215
	(Charge to) / reversal of the profit and loss account			
	Accelerated tax depreciation		11,239	(7,378)
	Provision for doubtful debts		37,440	41,753
	Share of profit of associates		(8,141)	271,336
	Right-of-use asset - net		(1,494)	(2,535)
	Impairment on available-for-sale investments		-	49,210
	Other provisions		58,641	49,554
			97,685	401,940
	(Charge to) / reversal of other comprehensive income			
	Foreign currency translation difference		(266)	(15,996)
	Unrealised (diminution) / appreciation on revaluation of available-for-sale investments		(1,869,195)	(449,391)
	Share in other comprehensive income of an associate		-	(514)
	Actuarial loss on defined benefit plan		(22,060)	1,841
			(1,891,521)	(464,060)
	Closing deferred tax		(1,629,741)	164,095
22	Lease liability		2024	2023
		Note(Rupees in '000).....	
	Lease Liabilities against right of use asset	22.1	48,237	-
	Opening balances		-	35,711
	Additions /Adjustments during the year		89,665	-
	Finance Cost		3,694	2,118
	Rental Payments		(45,122)	(37,829)
	Closing balances		48,237	-

22.1 Lease Liabilities against right of use asset

	2024			2023		
	Minimum Lease Payments	Financial Charges for future periods	Principal Outstanding	Minimum Lease Payments	Financial Charges for future periods	Principal Outstanding
 (Rupees in '000)					
Not later than one year	46,650	4,799	41,851	-	-	-
Later than one year and not later five year	6,771	385	6,386	-	-	-
	53,421	5,184	48,237	-	-	-

Lease liability pertains to two lease arrangements for rental premises, with lease terms ranging from 2 to 5 years. These liabilities have been recognized using a discount rate based on the prevailing annual KIBOR rate plus 1.00%.

23 INSURANCE / REINSURANCE PAYABLES

	2024	2023
Due to insurance contract holders	68,285	50,554
Due to other insurers / reinsurers	4,203,578	3,739,611
	4,271,863	3,790,165

24 OTHER CREDITORS AND ACCRUALS

	2024	2023 Restated
Agent commission payable	454,233	424,208
Federal excise duty / sales tax	183,558	91,022
Federal insurance fee	9,448	4,039
Sindh Workers' Welfare Fund	372,798	395,358
Tax deducted at source	5,760	6,531
Accrued expenses	218,315	79,428
Claims payable - stale cheques	138,127	111,034
Unpaid and unclaimed dividend	215,197	186,504
Others	155,260	31,519
	1,752,696	1,329,643

24.1 Sindh Workers' Welfare Fund

Balance as at 01 January	395,358	315,545
Provision for the year	104,992	79,813
Payment for the year	(127,552)	-
Balance as at 31 December	372,798	395,358

24.2 This represent payment made to Nazir High Court of Sindh according to a stay order issued by the Sindh High Court.

25 DEPOSITS AND OTHER PAYABLES

	2024	2023
Advance rent	67,608	65,908
Security deposits against bond insurance	1,916,121	1,825,988
Other deposits	7,590	7,792
	1,991,319	1,899,688

25.1 This includes advance rent from a related party amounting to Rs. 25,272 thousands (2023: Rs. 65,532 thousands).

25.2 This represents margin deposit on account of performance and other bond policies issued by the Company.

26	TAXATION - PROVISION LESS PAYMENTS	Note	2024(Rupees in '000).....	2023 Restated
	Provision for taxation		10,252,345	7,900,629
	Less: advance tax including tax deducted at source		(9,711,401)	(7,493,590)
			540,944	407,039

26.1 In prior years, the Taxation Officer had passed an assessment order in respect of tax year 2004 consequent to finalisation of tax audit proceedings wherein the disallowances were made on account of bad debts written off, amortisation of negative goodwill and allocation of expenses against dividend income. Further, the claim of tax credits had also not been allowed in full. The Company filed an appeal before the CIRA who maintained the order passed by the Taxation Officer except disallowance of expenses made by allocating the same against dividend income. Consequently, this resulted in an aggregate tax liability of Rs. 47,426 thousands. The ATIR also maintained the order of CIRA. The Company has filed appeal in the Sindh High Court against the said disallowances. The management based on its legal advisor's opinion, is confident of a favourable outcome of the petition.

26.2 In prior years, the Taxation Officer passed an assessment order in respect of tax year 2008 consequent to finalisation of tax audit proceedings in which disallowances were made mainly on account of reserve for unexpired risks and allocation of expenses. The Company had filed an appeal before the CIRA who had maintained the order passed by the Taxation Officer. The Company filed an appeal to the ATIR and the ATIR had issued an order in which the main disallowances of unexpired risks and allocation of expenses made by the Taxation Officer are deleted by the ATIR. An appeal effect has been passed by the Deputy Commissioner Inland Revenue (DCIR) in favour of the Company. After the order of the ATIR a Refund of Rs. 83,396 thousands was available which has been fully adjusted against tax liability of tax year 2009, 2010 and advance tax liability for tax year 2012. The tax department has filed an appeal in the Sindh High Court against the deletion of disallowances of unexpired risk made by ATIR. The management based on its legal advisor's opinion, is confident of a favourable outcome of the petition.

26.3 In prior years, the Taxation Officer had passed an assessment order in respect of tax year 2009 consequent to finalisation of tax audit proceedings in which disallowances were made on account of bad debts, amortisation of premium, loss on disposal of assets and impairment in the value of investments. This resulted in an aggregate tax liability of Rs. 47,748 thousands, after adjustment of brought forward loss, which has already been accounted for in prior years. Subsequently, adjustment of minimum tax paid in earlier years was adjusted under section 113(2) amounting to Rs. 5,903 thousands. After the adjustment, tax payable was reduced to Rs. 41,845 thousands. The Company filed an appeal before the CIRA who maintained the disallowances made by the Taxation Officer. Thereafter, the Company filed an appeal before ATIR who decided the appeal in favour of the Company and deleted all disallowances made by the Taxation Officer. The appeal effect order is pending. However, the tax department has filed an appeal in the Sindh High Court against the deletion of the disallowances made by ATIR. The management based on its legal advisor's opinion, is confident of a favourable outcome of the petition.

26.4 In prior years, the Additional Commissioner Inland Revenue (ACIR) had amended the orders under Section 122(5A) of the Income Tax Ordinance, 2001 for the tax year 2010 on the premise that dividend and rental income is taxable at corporate tax rate instead of reduced rates on account of one basket income concept of the Fourth Schedule of the Income Tax Ordinance, 2001. The ACIR in his order had created tax demand of Rs. 150,000 thousand. The Company had filed an appeal before the CIRA and the CIRA had confirmed the additional tax demand created by ACIR in his orders. Subsequently, the Company had filed appeal with ATIR for the tax year 2010. The ATIR decided the appeal and accordingly, CIRA had issued the appellate order in favour of the Company. Appeal effect for tax year 2010 given by ACIR with a tax liability of Rs. 324 thousands for the tax year 2010 has been issued. The tax department has filed an appeal in the Sindh High Court against the decision of ATIR which is pending adjudication.

26.5 In prior years, the ACIR had passed assessment orders under Section 122(5A) of the Income Tax Ordinance, 2001 for the years 2011, 2012 and 2013 on the premise that dividend and rental income is taxable at corporate tax rate instead of reduced rates on account of one basket income concept of Fourth Schedule of the Income Tax Ordinance, 2001. In addition, the ACIR had also disallowed bad debts expenses for these respective tax years. The ACIR in his orders had created tax demand of Rs. 49,175 thousands, Rs. 82,222 thousands and Rs. 51,657 thousands for the tax years 2011, 2012 and 2013 respectively. The Company filed appeals before the CIRA for all the three tax years. Appeals filed by the Company before CIRA were decided in favour of the Company. The ACIR filed appeals against the orders of CIRA before the ATIR. During the year, the ATIR has decided the appeal for the tax year 2012 in favour of the Company, however the remaining are pending adjudication. Based on the opinion of the tax advisor, the management is confident of a favourable outcome of the appeals for the tax years 2011 and 2013.

- 26.6** In prior years, the ACIR passed an assessment order under section 122(5A) of the Income Tax Ordinance, 2001, for the tax year 2014, mainly on the premise that dividend income is taxable at corporate tax rate instead of reduced rates on account of one basket income concept of the Fourth Schedule of the Income Tax Ordinance, 2001. The ACIR in his order created a demand of Rs. 50,133 thousands. The Company filed an appeal before the CIRA against the order of the ACIR which was decided in favour of the Company. The Commissioner Inland Revenue (CIR) has filed an appeal with the ATIR against the order of CIRA which is pending adjudication. Based on the opinion of the tax advisor, the management is confident of a favourable outcome of the appeal for the tax year 2014.
- 26.7** In prior years, the ACIR passed assessment orders under section 122(5A) for the tax years 2015 and 2016, mainly on the premise that dividend income is taxable at corporate tax rate instead of reduced rate on account of one basket income concept of Fourth Schedule of the Income Tax Ordinance, 2001. The ACIR also disallowed bad debts in both the tax years and made a disallowance of unpaid commission in the tax year 2016. The ACIR created tax demand of Rs. 76,406 thousands and Rs. 106,965 thousands for the assessment years 2015 and 2016, respectively. The Company filed appeals before the CIRA against the orders of the ACIR in both the years where CIRA decided both appeals in favour of the Company on the issue of dividend income. However, CIRA confirmed the disallowance made by ACIR for bad debts and unpaid commission. The ACIR filed appeals with ATIR on the issue of dividend income which is pending adjudication. The Company has also filed appeals with ATIR against disallowances confirmed by CIRA in both the years 2015 and 2016. During the year the ATIR has decided the appeal for the tax year 2016 in favour of the Company, however, appeal for the tax year 2015 is pending adjudication. Based on the opinion of the tax advisor, the management is confident of a favourable outcome of the pending appeals before the ATIR.
- 26.8** In prior years, the ACIR passed an order under section 122(5) for the tax year 2017 and made certain disallowances mainly on account of WWF, capital gain, property related expenses and unpaid commission thereby creating a demand of Rs. 25,474 thousands. Subsequently, the Company filed an appeal with the CIRA who in its appellate order deleted the addition made by the ACIR on account of commission payable. During the year ended December 31, 2019, the CIRA confirmed the addition / disallowance made by the ACIR on account of capital gain and property related expenses. The Company filed an appeal before the ATIR against the order issued by the CIRA. The tax department also filed an appeal with ATIR against the order of the CIRA on the issue of commission payable which was decided in favour of the Company by the CIRA. Both the appeals are pending adjudication. Based on the tax advisor's opinion, the management is confident of favourable outcome of both the appeals.
- 26.9** In prior years, the ACIR passed an order under section 122(5A) for tax year 2018 and made certain disallowances / additions mainly on account of property related expenses, commission payable and super tax, thereby creating a demand of Rs. 11,408 thousands. Subsequently, the Company filed an appeal with the CIRA. The CIRA issued the appellate order by deleting the addition made by the ACIR on account commission payable. However, the CIRA confirmed the disallowance / addition made by the ACIR on account of property related expenses and super tax. The Company filed an appeal before the ATIR against the order issued by the CIRA. The tax department also filed an appeal with ATIR against the order issued by CIRA on the issue of commission payable which was decided in favour of the Company. Both the appeals are pending adjudication. Based on the tax advisor's opinion, the management is confident of favourable outcome of both the appeals.
- 26.10** In prior years, the ACIR passed an order under section 122(5A) for tax year 2019 and made certain disallowances / additions mainly on account of property related expenses, commission payable, claims payable and super tax, thereby creating a demand of Rs. 22,858 thousands. Subsequently, the Company filed an appeal against these disallowances with the CIRA which is pending adjudication. Based on the tax advisor's opinion, the management is confident of a favourable outcome of the appeal.
- 26.11** In prior year, the DCIR passed an order under section 122(4)/122(5) for the tax year 2017 and made certain disallowances / additions mainly on account deductions not allowed under section 21 of the Income Tax Ordinance, 2001, bad debts written off and super tax, thereby creating a demand of Rs. 20,523 thousands. The Company has filed an appeal against these disallowances / additions which is pending adjudication. Based on the tax advisor's opinion, the management is confident of favourable outcome of the appeal.
- 26.12** Sindh Revenue Board has passed orders under section 23(1) of the Sindh Sales Tax On Services Act 2011 creating a demand of Rs. 1,197,631 thousands for the period from January 2014 to December 2015. The impugned demand has been created on account of non levy of sales tax on reinsurance services acquired from foreign reinsurance companies. The company has challenged the order before Commissioner (Appeals) Sindh Revenue Board. However, In January 2025, the Sindh High Court has decided the case in favour of department. As of now, insurance company is planning to file the appeal before Supreme Court of Pakistan.

26.13 Sindh Revenue Board (SRB) vide notification no. SRB 3-4/5/2019 dated May 8, 2019, extended the exemption on health insurance till June 30, 2019. Subsequently, health insurance was made taxable from July 1, 2019. With effect from November 1, 2018 the Punjab Revenue Authority (PRA) withdrew its exemption health insurance and made the same subject to Punjab Sales Tax (PST). The Company collectively through the forum of Insurance Association of Pakistan ("IAP") filed a constitutional petition in the Lahore High Court (LHC) and in the High Court of Sindh (SHC) at Karachi on September 28, 2019 and November 28, 2019 against PRA and SRB respectively on the following main contentions:

- Substantiating the Company's view that insurance is not a service but in fact, in sum and substance, a contingent contract under which payment is made on the occurrence of the event, specified in the term of contract or policy, and is thus a financial arrangement. Superior courts in foreign jurisdictions have held that insurance is not a service.
- A question of constitutionality arose on the levy of provincial sales tax on health insurance, which in their view, was a federal subject, since the Federation has retained a legislative mandate over all laws relating to insurance under Entry 29 of the said List, therefore, only the Federation is entitled to levy and any tax in relation to insurance business; and
- If the entire Gross Written Premium (GWP) was subjected to the provincial sales tax, this was akin to a direct tax on the policyholders, in the nature of income tax, wealth tax or capital value tax, all of which fall exclusively within the domain of Federal Legislature.

Shortly after the end of 2024, the Hon'ble SHC dismissed the case merely on technical grounds and without considering the merits of the arguments that forms the basis of the petition, essentially directing the petitioners to re-approach SRB regarding show cause notices issued by the department on the matter of taxability of health insurance. However, it has been unanimously decided by the industry, through the platform of Insurance Association of Pakistan (IAP), to refer the case to and file a constitutional petition in the Supreme Court of Pakistan.

Based on the opinion of the legal advisors, the Company has neither billed its customers, nor recognized the liability for PST and SST, amounting to Rs.781,714 thousands (December 31, 2023: Rs. 505,757 thousands) as the management is confident about the favorable outcome of the case..

26.14 The Company's associates has the tax matter which is disclosed in their Financial Statement. The provisions of the Tax Code of the Kyrgyz Republic determine the composition of taxable annual income, which should comprise the payment of insurance recoveries to individuals under insurance contracts initially acquired by a legal entity and/or individual entrepreneur, as well as the associate's liabilities to act as a tax agent when paying income to an individual, may result in the accrual of income tax liabilities arising mostly under group medical insurance contracts, as well as motor third party liability policies both voluntary and compulsory. At the same time, the tax limitation period is six years.

The Associate estimated the potential amount of tax debt, including penalties and fines, amounting to about Rs. 42,225 thousand (2023: Rs. 27,058 thousand) total (out of which 19.5% is the company's share). As of December 31, 2024, however, believing that it is unlikely that the liability to pay the specified debt will arise at the reporting date, the Associate did not recognize a liability in the current financial statements.

27 CONTINGENCIES AND COMMITMENTS

There are no contingencies and commitments except for tax matters which are disclosed in note 25 to these financial statements.

28 NET INSURANCE PREMIUM

	2024	2023 Restated
(Rupees in '000).....	
Written gross premium	20,386,905	17,171,208
Add: Unearned premium reserves opening	6,280,858	5,198,217
Less: Unearned premium reserves closing	7,567,216	6,280,858
Premium earned	19,100,547	16,088,567
Less: Reinsurance premium ceded	12,468,089	10,172,140
Add: Prepaid reinsurance premium ceded opening	3,809,100	2,848,820
Less: Prepaid reinsurance premium ceded closing	4,517,265	3,809,100
Reinsurance expense	11,759,924	9,211,860
	7,340,623	6,876,707

29 NET INSURANCE CLAIMS	2024	2023
(Rupees in '000).....	
Claims paid	4,720,460	4,693,791
Add: Outstanding claims including IBNR closing	12,437,345	7,770,577
Less: Outstanding claims including IBNR opening	7,770,577	7,001,923
Claims expense	9,387,228	5,462,445
Less: Reinsurance and other recoveries received	1,122,988	1,012,700
Add: Reinsurance and other recoveries against outstanding claims opening	5,796,503	5,214,088
Less: Reinsurance and other recoveries against outstanding claims closing	10,333,584	5,796,503
Reinsurance and other recoveries revenue	(5,660,069)	(1,595,115)
	3,727,159	3,867,330

29.1 Claims development

The Company maintains adequate reserves in respect of its insurance business in order to protect against adverse future claims experience and developments. The uncertainties about the amount and timing of claim payments are normally resolved within one year. The following table shows the development of the claims over a period of time. All amounts are presented in gross numbers before reinsurance.

Accident year	2019 & prior	2020	2021	2022	2023	2024 (including IBNR)	Total
..... (Rupees in '000)							
Gross estimate of ultimate claims cost:							
- At end of accident year	3,283,947	4,547,765	4,398,257	6,941,358	5,309,433	10,733,875	
- One year later	2,925,265	4,169,623	4,277,786	7,254,251	4,828,878	-	
- Two years later	2,888,706	3,848,895	4,180,913	6,789,448	-	-	
- Three years later	2,711,596	3,817,278	4,084,144	-	-	-	
- Four years later	2,667,787	3,740,141	-	-	-	-	
- Five years later	3,077,601	-	-	-	-	-	
Current estimate of cumulative claims	3,077,601	3,740,141	4,084,144	6,789,448	4,828,878	10,733,875	33,254,087
Cumulative payments to date	(1,474,234)	(3,456,461)	(3,544,882)	(4,963,794)	(4,020,268)	(3,357,102)	(20,816,741)
Liability recognised in the statement of financial position	1,603,367	283,680	539,262	1,825,654	808,610	7,376,773	12,437,346

29.2 The provision for IBNR on the basis of actuarial valuation carried out as at December 31, 2024 amounted to Rs. 109,624 thousands (2023: Rs. 143,627 thousands).

30 NET COMMISSION EXPENSE / ACQUISITION COST	2024	2023
(Rupees in '000).....	
Commission paid or payable	1,084,520	779,532
Add: Deferred commission expense / acquisition cost opening	242,235	209,530
Less: Deferred commission expense / acquisition cost closing	381,406	242,235
Net commission	945,349	746,827
Less: Commission received or recoverable	516,975	447,882
Add: Unearned reinsurance commission opening	150,765	121,756
Less: Unearned reinsurance commission closing	117,593	150,765
Commission from reinsurers	550,147	418,873
	395,202	327,954

31	MANAGEMENT EXPENSES	Note	2024(Rupees in '000).....	2023
	Employees benefit cost	31.1	1,760,092	1,473,669
	Travelling expenses		35,432	28,195
	Advertisement and sales promotion		56,411	40,128
	Printing and stationery		26,646	33,714
	Depreciation	31.2	55,026	50,365
	Amortisation	31.3	17,436	16,347
	Rent, rates and taxes		20,836	21,312
	Legal and professional charges - business related		34,103	20,589
	Electricity, gas and water		27,967	30,905
	Entertainment		18,491	18,380
	Vehicle running expenses		5,911	6,251
	Office repairs and maintenance		13,384	16,336
	Bank charges		5,714	10,410
	Postage, telegrams and telephone		16,367	18,941
	Annual supervision fee to the SECP		18,762	15,763
	IT related expenses		161,596	117,163
	Directors' fee and expenses		8,893	8,931
	Statutory levies		2,494	2,736
	Inspection fee		9,282	5,845
	Insurance expense		16,951	7,811
	Other expenses		85,840	46,538
		31.4 & 31.5	2,397,634	1,990,329
31.1	Employee benefit cost			
	Salaries, allowance and other benefits		1,686,437	1,407,684
	Charges for post employment benefits	31.1.1	73,655	65,985
			1,760,092	1,473,669
31.1.1	This represents Rs. 39,286 thousands (2023: Rs. 35,309 thousands) being contribution for employee provident fund and Rs. 34,369 thousands (2023: Rs. 30,676 thousands) in respect of defined benefit plan - employee gratuity.			
31.2	Depreciation	Note	2024(Rupees in '000).....	2023
	Depreciation charged during the year	6	61,255	54,138
	Less: depreciation allocated to Window Takaful Operations		(6,229)	(3,773)
			55,026	50,365
31.3	Amortisation			
	Amortisation charged during the year	7	19,410	17,572
	Less: amortisation allocated to Window Takaful Operations		(1,974)	(1,225)
			17,436	16,347
31.4	This includes costs amounting to Rs. 65,040 thousands (2023: Rs. 85,266 thousands) in respect of accident and health business common back office operations jointly shared with Jubilee Life Insurance Company Limited, a related party.			
31.5	These are net of costs amounting to Rs. 271,487 thousands (2023: Rs. 149,085 thousands) with respect to the allocation of expenses to Window Takaful Operations in accordance with the exercise carried out by the management.			

32 INVESTMENT INCOME

	Note	2024	2023
	(Rupees in '000).....	
Income from equity securities			
Available-for-sale			
Dividend income		161,638	50,318
- related parties		543,555	401,866
- others			
		705,193	452,184
At fair value through profit or loss			
Dividend income		24,001	18,628
- others			
		729,194	470,812
Income from debt securities			
Held to maturity			
- return on government securities		240	5,000
- amortisation of (premium) / discount		(47)	(880)
		193	4,120
Available-for-sale			
- return on government securities		2,007,131	1,929,201
- amortisation of premium		308,733	275,860
		2,315,864	2,205,061
		2,316,057	2,209,181
Income from term deposits			
- return on term deposits	32.1	19,267	18,111
Net realised gains / (losses) on investments			
Available-for-sale			
Realised gains on			
-Equity securities		732,975	96,475
-Debt securities		6,030	-
Realised losses on			
-Equity securities		(57,679)	(553)
-Debt securities		(364)	-
		680,962	95,922
At fair value through profit or loss			
Realised gains on			
-Equity securities		399,709	167,033
Realised losses on			
-Equity securities		(18,714)	(421)
		380,995	166,612
Net unrealised gain / (loss) on investments			
-Net unrealised gains / (losses) on investments at fair value through profit and loss account		3,276	(3,230)
Total investment income		4,129,751	2,957,408
Less: investment related expenses		(46,607)	(33,453)
		4,083,144	2,923,955

32.1 This includes return on term deposits of Rs. 8,354 thousands (2023: Rs. 7,410 thousands) from a related party.

33	RENTAL INCOME		2024	2023
		(Rupees in '000).....	
	Rental income		165,843	160,811
	Less: expenses of investment property		(85,028)	(65,989)
			80,815	94,822

33.1 The Company as a lessor has entered into operating leases on its investment properties portfolio consisting of office premises. Future minimum rentals due under non-cancellable (3 months period) operating leases as at December 31, 2024 fall within one year amounting to Rs 39,658 thousands (2023: Rs 39,535 thousands).

34	OTHER INCOME		2024	2023
		(Rupees in '000).....	
	Return on bank balances	34.1	620,820	581,689
	Gain / (loss) on sale of property and equipment and intangible assets		225	(137)
	Return on loans to employees		33	39
	Exchange (loss) / gain		(138)	53,962
	Reclassification adjustment of foreign currency translation difference due to change in classification and derecognition of associate		-	4,016
	Others		8,150	5,110
			629,090	644,679

34.1 This includes return on bank balances of Rs. 308,851 thousands (2023: Rs. 212,188 thousands) from related parties.

35	OTHER EXPENSES		2024	2023
		(Rupees in '000).....	
	Legal and professional fee other than business related		18,240	5,179
	Auditors' remuneration	35.1	5,256	3,577
	Subscription		1,648	6,362
	Donations	35.2 & 35.3	49,042	17,180
	Sindh Workers' Welfare Fund		104,992	79,813
	Write-off against advance to supplier		-	105,553
	Loss on derecognition of associate		-	134,917
	Reclassification adjustment for net loss on available-for-sale investments due to change in classification and derecognition of an associate		-	10,313
	Provision for impairment of Advances to Supplier		-	94,526
	Others		97,211	20,496
			276,389	477,916

35.1 Auditors' remuneration

	Audit fee		2,400	1,518
	Interim review fee		500	443
	Special certifications and sundry advisory services		1,300	1,265
	Out-of-pocket expenses including government levy		1,056	351
			5,256	3,577
	IT related services	35.1.1	-	4,320
			5,256	7,897

35.1.1 These relate to IT services acquired for business purposes and have been recorded under management expenses (note 29). Rs Nil (2023: Rs. 301 thousands) out of this have been allocated to the Window Takaful Operations in accordance with an assessment exercise carried out by the management.

35.2 Details of donations

	2024	2023
(Rupees in '000).....	
Donations individually exceeding the higher of 10% of total donations or Rs 1 million		
Aga Khan Cultural Services, Pakistan	3,500	2,500
Aga Khan Hospital & Medical College Foundation	-	2,500
Aga Khan University - Institute of Educational Development	12,142	-
Patient Behbud Society	-	5,500
Focus Humanitarian Assistant Pakistan	10,000	5,000
Orange Tree Foundation	10,000	-
Network of Organizations Working For People With Disabilities Pakistan	1,650	-
Patient Aid Foundation	1,500	-
Million Smiles Foundation	1,250	-
Indus Hospital & Health Network	1,000	-
Sindh Institute Of Urology	1,000	-
The Hunar Foundation	1,000	-
Society For Audiological And Development Ailments	1,000	-
Panjwani-Hisaar Water Institute	1,000	-
Donations individually not exceeding the higher of 10% of total donations or Rs 1 million	4,000	1,680
	49,042	17,180

35.3 Donations made include the following in which a Director or spouse of a Director is interested.

Name and address of donee	Interested Director	Interest in donee	2024	2023
		(Rupees in '000).....	
Network of Organisations Working for People with Disabilities Pakistan (NOWPDP) NOWPDP House Bungalow No. 83/1 N I Lines Saghir Hussain Shaheed Road Saddar, Karachi	Amin A. Hashwani	President	1,650	-
Aga Khan Cultural Services, Pakistan 5th Floor, Jubilee Insurance House I.I. Chundrigar Road, Karachi	Akbarali Pesnani	Chairman	3,500	2,500
Aga Khan Hospital & Medical College Foundation Stadium Road, Karachi	Badaruddin Fatehali Vellani / R. Zakir Mahmood	President / Chairman	-	2,500
			5,150	5,000

36 TAXATION - net

	2024	2023 Restated
(Rupees in '000).....	
Current tax		
- current year	2,394,131	1,783,454
- prior year	-	131,944
	2,394,131	1,915,398
Deferred tax		
- current year	(97,686)	(116,526)
- prior year	-	(285,414)
	(97,686)	(401,940)
	2,296,445	1,513,458

36.1 Relationship between tax expense and accounting profit

	2024	2023 Restated
	Note(Rupees in '000).....	
Profit before tax	5,818,263	4,417,872
Tax at the applicable rate of 29% (2023: 29%)	1,687,296	1,281,183
Super tax - current year	581,826	441,787
- prior year	0	131,944
Tax effect of permanent difference	1,260	(6,015)
Tax on Bonus share under reduced rate	40,207	
Reversal of deferred tax pertaining to prior year due to change in classification of an associate	-	(285,414)
Recognition of deferred tax pertaining to prior years	(3,021)	(41,130)
Tax effect of others	(9,680)	(8,897)
	<u>2,297,888</u>	<u>1,513,458</u>

37 EARNINGS PER SHARE

Profit after tax for the year	3,521,818	2,904,414
	(Number of shares in '000)	
Weighted average number of shares of Rs. 10 each	198,491	198,491
	(Rupees)	
Basic earnings per share	17.74	14.63

37.1 No figure for diluted earnings per share has been presented as the Company has not issued any instrument which would have an impact on earnings per share when exercised.

38 COMPENSATION OF DIRECTORS AND EXECUTIVES

	Chief Executive		Directors		Executives		Total	
	2024	2023	2024	2023	2024	2023	2024	2023
(Rupees in '000).....							
Fees	-	-	9,900	9,600	-	-	9,900	9,600
Managerial remuneration	34,943	32,556	-	-	284,883	242,630	319,826	275,186
Leave encashment	3,334	3,386	-	-	17,576	15,012	20,910	18,398
Bonus	10,092	9,215	-	-	69,686	66,609	79,778	75,824
Charge for defined contribution plan	3,011	2,713	-	-	21,081	17,390	24,092	20,103
House rent	15,724	14,650	128,197	109,184	143,921	123,834		
Utilities	3,494	3,256	28,260	24,263	31,754	27,519		
Medical	1,381	860	-	-	6,450	6,533	7,831	7,393
Conveyance	4,473	3,547	-	-	101,932	73,929	106,405	77,476
Others	81,916	7,508	-	-	69,250	50,869	151,166	58,377
	<u>158,368</u>	<u>77,691</u>	<u>9,900</u>	<u>9,600</u>	<u>727,315</u>	<u>606,419</u>	<u>895,583</u>	<u>693,710</u>
Number of persons	1	1	9	9	82	74	92	84

Executive means employees, other than the Chief Executive and directors, whose basic salary exceed twelve hundred thousand rupees in a financial year.

39 RELATED PARTY TRANSACTIONS

Related parties comprise of associated companies, directors, key management personnel and employees' funds. The transactions and balances with related parties, other than those which have been disclosed elsewhere in these financial statements, are as follows:

	2024	2023
(Rupees in '000).....	
Associated companies		
Insurance premium written (including government levies, administrative surcharge and policy stamps)	2,408,811	1,675,695
Insurance premium received / adjusted during the year	2,597,774	1,671,094
Insurance claims paid	681,502	542,650
Purchases of goods and services	28,482	32,955
Investment in shares / mutual fund	1,307,600	62,694
Dividend income	157,409	50,318
Dividend received from associates under equity method (note 8)	8,054	62,153
Dividend paid	656,640	568,957
Rental income	142,521	134,374
Donations	17,572	5,000
Directors and key management personnel		
Insurance premium written (including government levies, administrative surcharge and policy stamps)	1,628	2,149
Insurance premium received / adjusted during the year	1,223	1,597
Claims paid	35	93
Dividend paid	14,229	11,620
Employees' funds		
Contributions to staff retirement plans	83,075	76,521

40 SEGMENT INFORMATION

Segment information is prepared in accordance with the requirements of the Insurance Ordinance, 2000 and the Insurance Rules, 2017 for class wise revenues, results, assets and liabilities.

The class wise revenues, results, assets and liabilities are as follows:

The class wise revenues, results, assets and liabilities are as follows

	2024						
	Fire and property damage	Marine, aviation and transport	Motor	Liability	Accident and health	Miscellaneous	Total
 (Rupees in '000)						
Premium receivable (inclusive of federal excise duty, federal insurance fee, administrative surcharge and others)	10,112,000	2,132,367	2,510,330	1,078,023	2,522,742	4,932,836	23,288,298
Less: federal excise duty / sales tax	1,289,159	230,518	317,598	132,514	-	629,573	2,599,362
federal insurance fee	90,754	17,842	21,712	9,359	24,978	42,614	207,259
others	(4,649)	100,286	2,863	38	-	(3,766)	94,772
Written gross premium (inclusive of administrative surcharge)	8,736,736	1,783,721	2,168,157	936,112	2,497,764	4,264,415	20,386,905
Gross direct premium	8,719,657	1,754,705	2,127,579	935,282	2,497,764	4,252,896	20,287,883
Facultative inward premium	6,911	-	-	-	-	3,205	10,116
Administrative surcharge	10,168	29,016	40,578	830	-	8,314	88,906
	8,736,736	1,783,721	2,168,157	936,112	2,497,764	4,264,415	20,386,905
Insurance premium earned	8,406,959	1,404,590	2,124,739	895,796	2,461,774	3,806,689	19,100,547
Insurance premium ceded to reinsurers (reinsurance expense)	7,037,178	590,473	100,540	858,757	10,600	3,162,376	11,759,924
Net insurance premium	1,369,781	814,117	2,024,199	37,039	2,451,174	644,313	7,340,623

	2024						Total
	Fire and property damage	Marine, aviation and transport	Motor	Liability	Accident and health	Miscellaneous	
..... (Rupees in '000)							
Commission income from reinsurers	221,823	41,499	3,045	43,812	-	239,969	550,148
Net underwriting income	1,591,604	855,616	2,027,244	80,851	2,451,174	884,282	7,890,771
Insurance claims expense	1,194,262	372,406	911,169	294,583	1,949,032	4,665,776	9,387,228
Insurance claims recovered from reinsurers and other recoveries revenue	831,762	30,832	34,364	293,706	-	4,469,405	5,660,069
Net insurance claims	362,500	341,574	876,805	877	1,949,032	196,371	3,727,159
Commission expense	416,297	140,505	147,871	11,259	98,135	131,282	945,349
Management expense	464,317	374,201	775,602	27,200	387,297	369,018	2,397,635
Net insurance claims and expenses	1,243,114	856,280	1,800,278	39,336	2,434,464	696,671	7,070,143
Underwriting results	348,490	(664)	226,966	41,515	16,710	187,611	820,628
Net investment income							4,083,144
Rental income							80,815
Other income							629,090
Other expenses							(276,389)
Share of profit of associates							20,875
Profit from Window Takaful Operations - Operator's Fund							460,101
Profit before tax							5,818,264
Segment assets	5,460,370	562,511	347,094	2,104,015	297,883	8,536,058	17,307,931
Unallocated corporate assets							31,978,144
Unallocated assets of Window Takaful Operations - Operator's Fund							1,082,172
Total assets	5,460,370	562,511	347,094	2,104,015	297,883	8,536,058	50,368,247
Segment liabilities	8,560,188	1,734,065	1,805,904	2,348,714	1,866,063	10,209,180	26,524,114
Unallocated corporate liabilities							4,420,860
Unallocated liabilities of Window Takaful Operations - Operator's Fund							615,124
Total liabilities	8,560,188	1,734,065	1,805,904	2,348,714	1,866,063	10,209,180	31,560,098
Depreciation and amortisation (including allocation to Window Takaful Operations)	15,052	8,946	22,244	407	26,936	7,080	80,665
Unallocated capital expenditure	-	-	-	-	-	-	129,117

	2023 (Restated)						Total
	Fire and property damage	Marine, aviation and transport	Motor	Liability	Accident and health	Miscellaneous	
..... (Rupees in '000)							
Premium receivable (inclusive of federal excise duty, federal insurance fee, administrative surcharge and others)	8,754,865	1,709,722	2,261,842	660,265	2,314,019	3,775,230	19,475,943
Less: federal excise duty / sales tax	1,089,049	178,349	272,120	78,561	-	464,866	2,082,945
federal insurance fee	76,060	14,624	19,624	5,758	22,905	32,782	171,753
others	(5,725)	54,834	(150)	10	648	420	50,037
Written gross premium (inclusive of administrative surcharge)	7,595,481	1,461,915	1,970,248	575,936	2,290,466	3,277,162	17,171,208
Gross direct premium	7,577,875	1,435,589	1,927,870	575,188	2,290,466	3,269,302	17,076,290
Facultative inward premium	7,311	-	-	-	-	-	7,311
Administrative surcharge	10,295	26,326	42,378	748	-	7,860	87,607
	7,595,481	1,461,915	1,970,248	575,936	2,290,466	3,277,162	17,171,208
Insurance premium earned	6,987,997	1,414,458	1,943,699	555,599	2,222,441	2,964,373	16,088,567
Insurance premium ceded to reinsurers (reinsurance expense)	5,726,614	504,579	85,251	530,904	10,000	2,354,514	9,211,862
Net insurance premium	1,261,383	909,879	1,858,448	24,695	2,212,441	609,859	6,876,705
Commission income from reinsurers	189,239	33,094	1,431	30,137	-	164,973	418,874
Net underwriting income	1,450,622	942,973	1,859,879	54,832	2,212,441	774,832	7,295,579

	2023 (Restated)						
	Fire and property damage	Marine, aviation and transport	Motor	Liability	Accident and health	Miscellaneous	Total
 (Rupees in '000)						
Insurance claims expense	1,320,963	548,217	834,626	131,839	1,832,071	794,729	5,462,445
Insurance claims recovered from reinsurers and other recoveries revenue	665,521	140,088	19,057	130,503	-	639,946	1,595,115
Net insurance claims	655,442	408,129	815,569	1,336	1,832,071	154,783	3,867,330
Commission expense	277,936	146,512	122,976	6,885	92,343	100,174	746,826
Management expense	477,480	279,840	636,308	17,316	219,732	359,652	1,990,328
Net insurance claims and expenses	1,410,858	834,481	1,574,853	25,537	2,144,146	614,609	6,604,484
Underwriting results	39,764	108,492	285,026	29,295	68,295	160,223	691,095
Net investment income							2,923,955
Rental income							94,822
Other income							644,679
Other expenses							(477,916)
Share of profit of associates							117,270
Profit from Window Takaful Operations - Operator's Fund							423,968
Profit before tax							4,417,873
Segment assets	4,731,089	374,792	298,663	1,727,315	249,417	4,030,444	11,411,720
Unallocated corporate assets							23,992,284
Unallocated assets of Window Takaful Operations - Operator's Fund							910,990
Total assets	4,731,089	374,792	298,663	1,727,315	249,417	4,030,444	36,314,994
Segment liabilities	7,671,237	1,273,430	1,739,122	1,910,426	1,819,963	5,607,964	20,022,142
Unallocated corporate liabilities							2,488,651
Unallocated liabilities of Window Takaful Operations - Operator's Fund							543,287
Total liabilities	7,671,237	1,273,430	1,739,122	1,910,426	1,819,963	5,607,964	23,054,080
Depreciation and amortisation (including allocation to Window Takaful Operations)	14,889	9,489	18,563	258	22,432	6,079	71,710
Unallocated capital expenditure	-	-	-	-	-	-	44,413

41 MOVEMENT IN INVESTMENTS

	2024			
	Held to maturity	Available-for-sale	At fair value through profit or loss	Total
 %			
As at January 1, 2023	307,229	14,242,185	181,713	14,731,127
Additions	219,882	27,365,766	4,082,681	31,668,329
Disposals (sales and redemptions)	(215,302)	(26,228,536)	(3,748,584)	(30,192,422)
Fair value net loss (excluding net realised gains)	-	1,152,286	(3,230)	1,149,056
Interest income	-	1,218,103	-	1,218,103
Amortisation of (premium) / discount	(880)	275,860	-	274,980
Reclassification adjustment due to change in classification and derecognition of an associate	-	752,781	-	752,781
As at December 31, 2023	310,929	18,778,445	512,580	19,601,954
Additions	868,659	20,684,349	5,844,952	27,397,960
Disposals (sales and redemptions)	(954,830)	(18,068,086)	(6,245,979)	(25,268,895)
Fair value net gain / (loss) (excluding net realised gains)	-	4,792,833	3,275	4,796,110
Interest income	-	1,233,966	-	1,233,966
Amortisation of (premium) / discount	(47)	308,733	-	308,686
As at December 31, 2024	224,711	27,730,240	114,828	28,069,781

42 MANAGEMENT OF INSURANCE RISK AND FINANCIAL RISK

42.1 Insurance risk

The risk under any insurance contract is the possibility that the insured event occurs and the uncertainty in the amount of compensation to the insured. Generally, most insurance contracts carry the insurance risk for a period of one year (refer note 4.4).

The Company accepts insurance through issuance of general insurance contracts. For these general insurance contracts the most significant risks arise from fire, atmospheric disturbance, earthquake, terrorist activities and other catastrophes. For health insurance contracts, significant risks arise from epidemics.

The Company's risk exposure is mitigated by employing a comprehensive framework to identify, assess, manage and monitor risk. This framework includes implementation of underwriting strategies which aim to ensure that the underwritten risks are well diversified in terms of type and amount of the risk. Adequate reinsurance is arranged to mitigate the effect of the potential loss to the Company from individual to large or catastrophic insured events. Further, the Company adopts strict claim review policies including active management and prompt pursuing of the claims, regular detailed review of claim handling procedures and frequent investigation of possible false claims to reduce the insurance risk.

42.1.1 Frequency and severity of claims

Risk associated with general insurance contracts includes the reasonable possibility of significant loss as well as the frequent occurrence of the insured events. This has been managed by having in place underwriting strategy, reinsurance arrangements and proactive claim handling procedures.

Concentration of insurance risk

The Company monitors concentration of insurance risks primarily by class of business. The table below sets out the concentration of the claims and premium liabilities (in percentage terms) by class of business at the financial statement date:

Class	2024			
	Gross claim liabilities	Net claim liabilities	Gross premium liabilities	Net premium liabilities
	----- % -----			
Fire and property damage	19.64	28.09	42.61	22.64
Marine, aviation and transport	6.14	25.73	6.52	12.29
Motor	2.28	11.16	10.70	26.28
Liability	15.11	1.10	2.12	0.44
Accident and health	2.16	12.74	10.21	25.34
Miscellaneous	54.67	21.17	27.84	13.01
	100.00	99.99	100.00	100.00

Class	2023			
	Gross claim liabilities	Net claim liabilities	Gross premium liabilities	Net premium liabilities
	----- % -----			
Fire and property damage	28.72	29.79	49.58	10.78
Marine, aviation and transport	8.29	22.20	2.60	3.34
Motor	3.39	10.90	12.66	39.07
Liability	20.47	1.34	2.85	0.42
Accident and health	3.31	13.02	10.98	35.57
Miscellaneous	35.82	22.75	21.33	10.82
	100.00	100.00	100.00	100.00

The Company also monitors concentration of risk by evaluating multiple risks covered in the same geographical location. For fire and property risk, a particular building and neighbouring buildings which could be affected by a single claim incident, are considered as a single location. For earthquake risk, a complete city is classified as a single location.

For marine risks, complete underwriting details such as sums covered, mode of transport (air / inland transit), vessel identification, sailing dates, origin and destination of the shipments, per carry limits, accumulation of sum covered on a single voyage etc. are taken into consideration.

The Company evaluates the concentration of exposures to individual and cumulative insurance risks and establishes its reinsurance policy to reduce such exposures to levels acceptable to the Company.

The Company's class wise major risk exposure is as follows:

Class	Maximum gross risk exposure	
	2024	2023
(Rupees in '000).....	
Fire and property damage	459,045,917	471,989,561
Marine, aviation and transport	7,786,359	7,526,144
Motor	152,009	152,009
Liability	9,201,907	11,050,000
Accident and health	8,753,605	8,746,898
Miscellaneous	5,560,000	7,196,250

The reinsurance arrangements against major risk exposure include excess of loss, surplus arrangements, stop loss and catastrophic coverage. The objective of having such arrangements is to mitigate adverse impacts of severe losses on the Company's net retentions. As the major reinsurance arrangements are on excess of loss basis, therefore the reinsurance coverage against the Company's risk exposures is not quantifiable.

42.1.2 Uncertainty in the estimation of future claims payments

Claims on general insurance contracts are payable on a claim occurrence basis. The Company is liable for all insured events that occur during the term of the insurance contract including the event reported after the expiry of the insurance contract term.

An estimated amount of the claim is recorded immediately on the intimation to the Company. The estimation of the amount is based on the management's judgment or preliminary assessment by the independent surveyor appointed for this purpose. The initial estimates include expected settlement cost of the claims. In estimating provision for IBNR, the Company follows the recommendation of an independent firm of actuaries (note 4.16).

There are several variable factors which affect the amount and timing of recognised claim liabilities. The Company takes all reasonable measures to mitigate the factors affecting the amount and timing of claim settlements. However, uncertainty prevails with estimated claim liabilities and it is likely that final settlement of these liabilities may be significantly different from initial recognised amount. Similarly, the provision for claims incurred but not reported is based on historic reporting pattern of the claims other than exceptional losses. Hence, actual amount of incurred but not reported claims may differ from the amount estimated.

The process for estimation of IBNR and its provisioning mechanism is detailed in key assumptions below.

42.1.3 Key assumptions

The principal assumption underlying the liability estimation of IBNR and premium deficiency reserve is that the Company's future claim development will follow similar historical pattern for occurrence and reporting. The management uses qualitative judgment to assess the extent to which past occurrence and reporting pattern will not apply in future. The judgment includes external factors e.g. treatment of one-off occurrence claims, changes in market factors, economic conditions, etc. The internal factors such as portfolio mix, policy conditions and claim handling procedures are further used in this regard.

42.1.6 Reinsurance risk

Reinsurance ceded does not relieve the Company from its obligation towards policy holders and, as a result, the Company remains liable for the portion of outstanding claims covered through reinsurance to the extent that reinsurer fails to meet the obligation under the reinsurance agreements.

To minimize its exposure to significant losses from reinsurer insolvencies, the Company obtains reinsurance coverage from a number of reinsurers, who are dispersed over several geographical regions.

An analysis of all reinsurance assets recognised by the rating of the entity from which it is due is as follows:

	Amount due from other insurers / reinsurers	Reinsurance recoveries against outstanding claims	Other reinsurance assets	2024	2023
 (Rupees in '000)				
Rating					
A or above including Pakistan Reinsurance Company Limited	2,741	10,248,017	110,508	10,361,266	5,931,671
BBB	-	49,687	-	49,687	5,898
Others	-	12,504	7,636	20,140	20,313
	<u>2,741</u>	<u>10,310,208</u>	<u>118,144</u>	<u>10,431,093</u>	<u>5,957,882</u>

42.2 Financial risk management objectives and policies

The Board of Directors of the Company has overall responsibility for the establishment and oversight of the Company’s risk management framework. The Company has exposure to the following risks from its use of financial instruments:

- Market risk
- Liquidity risk
- Credit risk

The Board meets frequently throughout the year for developing and monitoring the Company’s risk management policies. The Company’s risk management policies are established to identify and analyse the risks faced by the Company, to set appropriate risk limits and controls, and to monitor risks and adherence to limits. Risk management policies and systems are reviewed regularly to reflect changes in market conditions and the Company’s activities. The Company, through its training and management standards and procedures, aims to develop a disciplined and constructive control environment in which all employees understand their roles and obligations.

The Risk Committee oversees how management monitors compliance with the Company’s risk management policies and procedures and reviews the adequacy of the risk management framework in relation to the risks faced by the Company.

42.2.1 Market risk

Market risk is the risk that the fair value or future cash flows of a financial instrument will fluctuate because of changes in market prices. Market risk comprise of interest rate risk, foreign currency risk and other price risk. The Company manages the market risk exposures by following internal risk management policies.

42.2.1.1 Interest rate risk

Interest rate risk is the risk that the fair value or future cash flows of a financial instrument will fluctuate because of changes in market interest rates. The Company invests in securities and has deposits that are subject to interest / mark-up rate risk. The Company limits interest / mark-up rate risk by monitoring changes in interest / mark-up rates in the currencies in which its cash and investments are denominated.

The information about the Company's exposure to interest rate risk based on contractual repricing or maturity dates whichever is earlier is as follows:

2024							
Effective rate % per annum	Interest / mark-up bearing financial instruments			Non-interest / mark-up bearing financial instruments			Total
	Maturity up to one year	Maturity after one year	Sub total	Maturity up to one year	Maturity after one year	Sub total	
(Rupees in '000)							
Financial assets							
Investments							
Equity securities	-	-	-	12,623,928	-	12,623,928	12,623,928
Debt securities	7.50 to 20.79	7,429,674	7,791,464	15,221,138	-	-	15,221,138
Term deposits	4.50 to 21.00	224,711	-	224,711	-	-	224,711
Loans and other receivables	6.00	611	-	611	457,426	-	458,037
Insurance / reinsurance receivables	-	-	-	2,075,677	-	2,075,677	2,075,677
Reinsurance recoveries against outstanding claims	-	-	-	10,310,208	-	10,310,208	10,310,208
Salvage recoveries accrued	-	-	-	23,377	-	23,377	23,377
Cash and bank	7.50 to 20.79	1,865,547	-	1,865,547	138,947	-	2,004,494
Total assets of Window Takaful Operations - Operator's Fund		297,838	-	297,838	675,279	-	973,117
		9,818,381	7,791,464	17,609,845	26,304,842	-	43,914,687
Financial liabilities							
Outstanding claims including IBNR	-	-	-	(12,437,345)	-	(12,437,345)	(12,437,345)
Insurance / reinsurance payables	-	-	-	(4,271,863)	-	(4,271,863)	(4,271,863)
Other creditors and accruals	-	-	-	(1,181,132)	-	(1,181,132)	(1,181,132)
Premium received in advance	-	-	-	(588,020)	-	(588,020)	(588,020)
Deposits and other payables	-	-	-	(1,923,711)	-	(1,923,711)	(1,923,711)
Total liabilities of Window Takaful Operations - Operator's Fund	-	-	-	(92,894)	-	(92,894)	(92,894)
	-	-	-	(20,494,965)	-	(20,494,965)	(20,494,965)
Interest risk sensitivity gap		9,818,381	7,791,464	17,609,845	5,809,877	-	23,419,722
Cumulative interest risk sensitivity gap				17,609,845			

2023							
Effective rate % per annum	Interest / mark-up bearing financial instruments			Non-interest / mark-up bearing financial instruments			Total
	Maturity up to one year	Maturity after one year	Sub total	Maturity up to one year	Maturity after one year	Sub total	
(Rupees in '000)							
Financial assets							
Investments							
Equity securities	-	-	-	6,111,902	-	6,111,902	6,111,902
Debt securities	7.50 to 22.20	6,633,251	6,595,919	13,229,170	-	-	13,229,170
Term deposits	4.25 to 21.50	260,882	-	260,882	-	-	260,882
Loans and other receivables	6.00	214	351	565	347,561	-	348,126
Insurance / reinsurance receivables	-	-	-	1,563,881	-	1,563,881	1,563,881
Reinsurance recoveries against outstanding claims	-	-	-	5,760,987	-	5,760,987	5,760,987
Salvage recoveries accrued	-	-	-	35,516	-	35,516	35,516
Cash and bank	14.50 to 21.25	2,558,449	-	2,558,449	97,835	-	2,656,284
Total assets of Window Takaful Operations - Operator's Fund		387,275	-	387,275	439,996	-	827,271
		9,840,071	6,596,270	16,436,341	14,357,678	-	30,794,019
Financial liabilities							
Outstanding claims including IBNR	-	-	-	(7,770,577)	-	(7,770,577)	(7,770,577)
Insurance / reinsurance payables	-	-	-	(3,790,165)	-	(3,790,165)	(3,790,165)
Other creditors and accruals	-	-	-	(832,693)	-	(832,693)	(832,693)
Premium received in advance	-	-	-	(882,058)	-	(882,058)	(882,058)
Deposits and other payables	-	-	-	(1,833,780)	-	(1,833,780)	(1,833,780)
Total liabilities of Window Takaful Operations - Operator's Fund	-	-	-	(77,749)	-	(77,749)	(77,749)
	-	-	-	(15,187,022)	-	(15,187,022)	(15,187,022)
Interest risk sensitivity gap		9,840,071	6,596,270	16,436,341	(829,344)	-	15,606,997
Cumulative interest risk sensitivity gap		9,840,071	16,436,341				

Cash flow sensitivity analysis for variable rate instruments

The following table demonstrates the sensitivity to a reasonably possible change in interest rates, with all other variables held constant, to the Company's profit before tax and equity based upon closing balances and rates:

	Increase / (decrease) in basis points	Effect on profit before tax	Effect on equity
 (Rupees in '000)		
December 31, 2024	100 (100)	21,290 (21,290)	12,987 (12,987)
December 31, 2023	100 (100)	25,589 (25,589)	15,609 (15,609)

Fair value sensitivity analysis for fixed rate instruments

The Company does not account for fixed rate financial assets at fair value through profit and loss. Therefore, a change in interest rates at the reporting date would not affect the profit and loss account and equity of the Company.

42.2.1.2 Foreign currency risk

Foreign currency risk is the risk that the fair value or future cash flows of a financial instrument will fluctuate because of changes in foreign exchange rates. The Company, at present, is significantly exposed to currency risk in respect of its investment in Jubilee Kyrgyzstan Insurance Company Limited (note 8) and term deposit receipts (note 11). As at December 31, 2024, if the Pakistani Rupee had strengthened / weakened by 10% against Kyrgyz Som and US Dollars with all other variables held constant, the impact on the total comprehensive income would have been lower / higher by an amount of Rs. 2,999 thousands (2023: Rs. 2,864 thousands) and Rs. 1,837 thousands (2023: Rs. 2,199 thousands) respectively.

42.2.1.3 Other price risk

Other price risk is the risk that the fair value or future cash flows of a financial instrument will fluctuate because of changes in market prices (other than those arising from interest rate risk or foreign currency risk), whether those changes are caused by factors specific to the individual financial instrument or its issuer, or factors affecting all similar financial instruments traded in the market.

The Company's listed securities are susceptible to market price risk arising from uncertainties about the future value of investment securities. The Company limits market risk by maintaining a diversified portfolio and by continuous monitoring of developments in equity market.

The following table summarises the Company's other price risk as at December 31, 2024 and 2023. It shows the effects of an estimated increase of 5% in the market prices as on those dates. A decrease of 5% in the fair values of the listed securities would affect it in a similar and opposite manner.

	Fair value		Price change	Effect on other comprehensive income	Effect on profit before tax
	Available- for-sale	At fair value through profit or loss			
 (Rupees in '000) (Rupees in '000)	
December 31, 2024	12,499,568 (12,499,568)	114,829 (114,829)	+5% -5%	624,978 (624,978)	5,741 (5,741)
December 31, 2023	5,384,173 (5,384,173)	512,580 (512,580)	+5% -5%	269,209 (269,209)	25,629 (25,629)

42.2.2 Liquidity risk

Liquidity risk is the risk that the Company will not be able to meet its financial obligations as they fall due or can do so on terms that are materially disadvantageous. The Company's approach to managing liquidity is to ensure, as far as possible, that it will always have sufficient liquidity to meet its liabilities when due, under both normal and stressed conditions, without incurring unacceptable losses or risking damage to the Company's reputation.

The table below analyses the Company's financial liabilities into relevant maturity groupings based on the remaining period at the reporting date to the contractual maturity date on an undiscounted cash flow basis.

	2024			Total
	Within one year	Over one year to five years	Over five years	
Financial liabilities(Rupees in '000).....			
Outstanding claims including IBNR	12,437,345	-	-	12,437,345
Insurance / reinsurance payables	4,271,863	-	-	4,271,863
Other creditors and accruals	1,181,132	-	-	1,181,132
Premium received in advance	588,020	-	-	588,020
Deposits and other payables	1,923,711	-	-	1,923,711
Total liabilities of Window				
Takaful Operations - Operator's Fund	92,894	-	-	92,894
	<u>20,494,965</u>	<u>-</u>	<u>-</u>	<u>20,494,965</u>

	2023			Total
	Within one year	Over one year to five years	Over five years	
Financial liabilities(Rupees in '000).....			
Outstanding claims including IBNR	7,770,577	-	-	7,770,577
Insurance / reinsurance payables	3,790,165	-	-	3,790,165
Other creditors and accruals	832,693	-	-	832,693
Premium received in advance	882,058	-	-	882,058
Deposits and other payables	1,833,780	-	-	1,833,780
Total liabilities of Window Takaful Operations -				
Operator's Fund	77,749	-	-	77,749
	<u>15,187,022</u>	<u>-</u>	<u>-</u>	<u>15,187,022</u>

42.2.3 Credit risk

Credit risk is the risk, which arises with the possibility that one party to a financial instrument will fail to discharge its obligation and cause the other party to incur a financial loss. The Company attempts to control credit risk by monitoring credit exposures and undertaking transactions with a large number of counter parties in various industries and by continually assessing the credit worthiness of counter parties.

42.2.3.1 Concentration of credit risk and credit exposure of the financial instruments

Concentration of credit risk arises when a number of counter parties have similar type of business activities. As a result any change in economic, political or other conditions would affect their ability to meet contractual obligations in a similar manner. The Company manages concentration of credit risk through diversification of activities among individuals, groups and industry segments.

As at December 31, 2024, the Company is exposed to major credit risk on investments in term deposits, insurance / reinsurance receivables, reinsurance recoveries against outstanding claims and bank balances.

Government securities maintained by the Company are unrated. Bank balances and investments in term deposits represent low credit risk as they are placed with reputed financial institutions with strong credit ratings. The credit quality of bank balances and investments in term deposits can be assessed with reference to external credit ratings as follows:

Name of Bank	Rating agency	Long term rating	Short term rating	2024	2023
.....(Rupees in '000).....					
Askari Bank Limited	PACRA	AA-	A1-	8,366	10,895.00
Soneri Bank Limited	PACRA	AA-	A1-	312,513	603,344
Standard Chartered Bank (Pakistan) Limited	PACRA	AAA	A1+	999,936	447,872
Habib Bank Limited*	VIS	AAA	A-1+	590,428	797,335
Habib Metropolitan Bank Limited	PACRA	AA-	A1-	6,112	1,787
Bank Alfalah Limited	PACRA	AA-	A1+	11,216	665,053
United Bank Limited	VIS	AAA	A-1+	37,784	338,987
Khushal Microfinance Bank Limited	VIS	A	A-2	2,611	1,339
Samba Bank Limited	PACRA	AA	A1	3,361	2,962
Mobilink Microfinance Bank Limited	VIS	A	A-1	539	473
				1,972,866	2,870,047

*a related party

The credit quality of amount due from other insurers / reinsurers and reinsurance recoveries against outstanding claims can be assessed from external ratings disclosed in note 42.1(f).

43 CAPITAL MANAGEMENT

The Company's objective when managing capital is to safeguard the Company's ability to continue as a going concern so that it can continue to provide returns for shareholders and benefits for other stakeholders; and to maintain a strong capital base to support the sustained development of its business.

The Company manages its capital structure by monitoring return on net assets and makes adjustments to it in the light of changes in economic conditions.

In accordance with the requirements of the Insurance Rules, 2017 issued by the SECP, minimum paid-up capital requirement to be complied with by insurance / takaful companies as at December 31, 2017 and for subsequent years is Rs. 500 million. As at December 31, 2024, the Company's paid-up capital is in excess of the prescribed limit.

44 STATEMENT OF SOLVENCY

2024
(Rupees in '000)

Assets

Property and equipment	173,301
Intangible assets	120,157
Investment properties	626,091
Investments in associates	299,868
Investments	
Equity securities	12,623,928
Debt securities	15,221,138
Term deposits	224,711
Loans and other receivables	606,582
Employees Benefits	18,303
Insurance / reinsurance receivables	2,075,677
Reinsurance recoveries against outstanding claims	10,310,208
Salvage recoveries accrued	23,377
Deferred commission expense / acquisition cost	381,406
Prepayments	4,576,834
Cash and bank	2,004,494
Total assets of Window Takaful Operations	3,957,105
Total assets (A)	53,224,877

In-admissible assets as per following clauses of section 32(2) of the Insurance Ordinance, 2000

2024
(Rupees in '000)

Loans to employees	611
Premium due from insurance contract holder	1,227,994
Intangible assets	120,157
Bank balances subject to encumbrances	2,036,098
Equity Investment	713,754
Movable Properties	123,875
Total assets of Window Takaful Operations	249,248
Total of in-admissible assets	4,471,737
Total admissible assets	48,771,443
Liabilities	
Underwriting provisions	
Outstanding claims including IBNR	12,437,345
Unearned premium reserves	7,567,216
Unearned reinsurance commission	117,593
Deferred taxation	1,629,741
Premium received in advance	588,020
Insurance / reinsurance payables	4,271,863
Other creditors and accruals	1,752,696
Lease liability	48,237
Deposits and other payables	1,991,319
Taxation - provision less payments	540,944
Total liabilities of Window Takaful Operations	3,051,167
Total liabilities	33,996,141
Total net admissible assets	14,775,302
Minimum solvency requirement (higher of following)	2,172,904
- Method A - U/s 36(3)(a)	150,000
- Method B - U/s 36(3)(b)	2,155,682
- Method C - U/s 36(3)(c)	2,172,904
Excess in net admissible assets over minimum requirement	12,602,398

44.1 In the absence of any specific guidance, "prepaid reinsurance premium ceded" and "deferred commission expense / acquisition cost" have been treated as admissible assets for the purposes of this statement.

45 FAIR VALUE OF FINANCIAL INSTRUMENTS

Fair value is the price that would be received to sell an asset or paid to transfer a liability in an orderly transaction between market participants at the measurement date. Consequently, differences can arise between carrying values and the fair value estimates.

Underlying the definition of fair value is the presumption that the Company is a going concern without any intention or requirement to curtail materially the scale of its operations or to undertake a transaction on adverse terms.

45.1 Fair value hierarchy

International Financial Reporting Standard 13, 'Fair Value Measurement' requires the Company to classify assets using a fair value hierarchy that reflects the significance of the inputs used in making the measurements. The fair value hierarchy has the following levels:

Level 1: quoted prices (unadjusted) in active markets for identical assets or liabilities that the entity can access at the measurement date.

Level 2: inputs other than quoted prices included within Level 1 that are observable for the asset or liability, either directly or indirectly.

Level 3: unobservable inputs for the asset or liability.

The following table shows the carrying amounts and fair values of financial assets and financial liabilities, including their levels in the fair value hierarchy.

Valuation techniques used in determination of fair values within level 2

Items	Valuation technique
Units of mutual funds based	The fair values of investments in units of mutual funds are determined on their net asset values as published at the close of each business day.
Treasury Bills / Pakistan Investment Bonds	Fair values of Pakistan Investment Bonds and Treasury Bills are derived using the PKRV rates on the Mutual Funds Association of Pakistan's website.

2024										
At fair value through profit or loss	Available-for-sale	Held-to-maturity	Loans and receivables	Investments in associates	Other financial liabilities	Total	Level 1	Level 2	Level 3	Total
.....(Rupees in '000).....										
Financial assets measured at fair value										
Investments										
- Equity securities	114,829	12,506,599	-	-	-	12,621,428	12,621,428	-	-	12,621,428
- Debt securities	-	15,221,138	-	-	-	15,221,138	-	15,221,138	-	15,221,138
Assets of Window Takaful Operations - Operator's Fund										
	-	479,945	-	-	-	479,945	340,775	139,170	-	479,945
Financial assets not measured at fair value										
Investment Property										
	-	-	-	626,091	-	626,091	-	-	-	-
Investments										
- Equity securities*	-	2,500	-	-	-	2,500	-	-	-	-
- Debt securities	-	-	-	-	-	-	-	-	-	-
- Term deposits*	-	-	224,711	-	-	224,711	-	-	-	-
Loans and other receivables*	-	-	-	458,037	-	458,037	-	-	-	-
Insurance / reinsurance receivables*	-	-	-	2,075,677	-	2,075,677	-	-	-	-
Reinsurance recoveries against outstanding claims*	-	-	-	10,310,208	-	10,310,208	-	-	-	-
Salvage recoveries accrued*	-	-	-	23,377	-	23,377	-	-	-	-
Cash and bank*	-	-	-	2,004,494	-	2,004,494	-	-	-	-
Assets of Window Takaful Operations - Operator's Fund*										
	-	-	-	493,172	-	493,172	-	-	-	-
Financial liabilities not measured at fair value										
Outstanding claims including IBNR*										
	-	-	-	-	(12,437,345)	(12,437,345)	-	-	-	-
Insurance / reinsurance payables*										
	-	-	-	-	(4,271,863)	(4,271,863)	-	-	-	-
Other creditors and accruals*										
	-	-	-	-	(1,181,132)	(1,181,132)	-	-	-	-
Deposits and other payables*										
	-	-	-	-	(1,923,711)	(1,923,711)	-	-	-	-
Total liabilities of Window Takaful Operations - Operator's Fund*										
	-	-	-	-	(92,894)	(92,894)	-	-	-	-
	114,829	28,210,182	224,711	15,364,965	-	(19,906,945)	24,007,742	12,962,203	15,360,308	28,322,511
2023										
At fair value through profit or loss	Available-for-sale	Held-to-maturity	Loans and receivables	Investments in associates	Other financial liabilities	Total	Level 1	Level 2	Level 3	Total
.....(Rupees in '000).....										
Financial assets measured at fair value										
Investments										
- Equity securities	512,580	5,596,822	-	-	-	6,109,402	6,109,402	-	-	6,109,402
- Debt securities	-	13,179,123	-	-	-	13,179,123	-	13,179,123	-	13,179,123
Assets of Window Takaful Operations - Operator's Fund										
	-	297,067	-	-	-	297,067	98,512	198,555	-	297,067
Financial assets not measured at fair value										
Investment Property										
	-	-	-	629,948	-	629,948	-	-	-	-
Investments										
- Equity securities*	-	2,500	-	-	-	2,500	-	-	-	-
- Debt securities	-	-	50,047	-	-	50,047	-	49,660	-	49,660
- Term deposits*	-	-	260,882	-	-	260,882	-	-	-	-
Loans and other receivables*	-	-	-	348,126	-	348,126	-	-	-	-
Insurance / reinsurance receivables*	-	-	-	1,563,881	-	1,563,881	-	-	-	-
Reinsurance recoveries against outstanding claims*	-	-	-	5,760,987	-	5,760,987	-	-	-	-
Salvage recoveries accrued*	-	-	-	35,516	-	35,516	-	-	-	-
Cash and bank*	-	-	-	2,656,284	-	2,656,284	-	-	-	-
Assets of Window Takaful Operations - Operator's Fund*										
	-	-	-	530,204	-	530,204	-	-	-	-
Financial liabilities not measured at fair value										
Outstanding claims (including IBNR)*										
	-	-	-	-	(7,770,577)	(7,770,577)	-	-	-	-
Insurance / reinsurance payables*										
	-	-	-	-	(3,790,165)	(3,790,165)	-	-	-	-
Other creditors and accruals*										
	-	-	-	-	(832,693)	(832,693)	-	-	-	-
Deposits and other payables*										
	-	-	-	-	(1,833,780)	(1,833,780)	-	-	-	-
Total liabilities of Window Takaful Operations - Operator's Fund*										
	-	-	-	-	(77,749)	(77,749)	-	-	-	-
	512,580	19,075,512	310,929	10,894,998	-	(14,304,964)	16,489,055	6,207,914	13,427,338	19,635,252

* The Company has not disclosed the fair value of these items because their carrying amounts are a reasonable approximation of fair value.

45.2 The value of assets which have not been measured at their fair values but their market values have been disclosed would have been classified at the following fair value hierarchy levels if they were measured at their fair values:

Asset	Hierarchy Level
Debt securities classified as held-to-maturity	Level 2 as their fair value is derived using the PKRV rates on the Mutual Funds Association of Pakistan's website.

46 CORRESPONDING FIGURES

Corresponding figures have been rearranged and reclassified, wherever necessary, for the purpose of better presentation and comparison. There have been no significant reclassification during the year.

47 SUBSEQUENT EVENT - NON ADJUSTING

The Board of Directors in its meeting held on March 13, 2025 has proposed a final cash dividend in respect of the year ended December 31, 2024 of Rs. 5.5 per share 55% [December 31, 2023: Rs. 5 per share (50%)]. In addition, the Board of Directors has also approved the transfer of Rs. 1,000,000 thousands (December 31, 2023: Rs. 1,200,000 thousands) to special reserve and Rs. 1,300,000 thousands (December 31, 2023: Rs. 1,000,000 thousands) to general reserve from unappropriated profit. These financial statements do not include the effect of these appropriations which will be accounted for subsequent to the year end.

48 NUMBER OF EMPLOYEES	2024	2023
(Rupees in '000).....	
As at December 31	693	657
Average number of employees during the year	666	651

49 DATE OF AUTHORISATION FOR ISSUE

These financial statements have been authorised for issue in accordance with a resolution of the Board of Directors on March 13, 2025.

50 GENERAL

Figures in these financial statements have been rounded off to the nearest thousand of Rupees, unless otherwise stated.



Akbarali Pesnani
Chairman



Azfar Arshad
Chief Executive



Riyaz Chinoy
Director



Amin A. Hashwani
Director




Syed Ali Adnan
Chief Financial Officer



CRAFTING A BRIGHTER, BROADER FUTURE

TAKAFUL
FINANCIALS

15





INDEPENDENT AUDITOR'S REPORT

To the members of Jubilee General Insurance Company Limited – Window Takaful Operations

Report on the Audit of the Financial Statements

Opinion

We have audited the annexed financial statements of **Jubilee General Insurance Company Limited – Window Takaful Operations** (“the Operator”), which comprise the statement of financial position of OPF and PTF as at 31 December 2024, and the profit and loss account, the statement of comprehensive income, the statement of changes in operator's takaful fund and participants' takaful fund, the statement of cash flows for the year then ended, and notes to the financial statements, including a summary of material accounting policies and other explanatory information, and we state that we have obtained all the information and explanations which, to the best of our knowledge and belief, were necessary for the purposes of the audit.

In our opinion and to the best of our information and according to the explanations given to us, the statement of financial position of OPF and PTF, the profit and loss account, the statement of comprehensive income, the statement of changes in operator's takaful fund and participants' takaful fund and the statement of cash flows together with the notes forming part thereof conform with the accounting and reporting standards as applicable in Pakistan and give the information required by the Insurance Ordinance, 2000 and the Companies Act, 2017 (XIX of 2017), in the manner so required and respectively give a true and fair view of the state of the Operator's affairs as at 31 December 2024 and of the profit, other comprehensive income, the changes in in operator's takaful fund and participants' takaful fund and its cash flows for the year then ended.

Basis for Opinion

We conducted our audit in accordance with International Standards on Auditing (ISAs) as applicable in Pakistan. Our responsibilities under those standards are further described in the Auditor's Responsibilities for the Audit of the Financial Statements section of our report. We are independent of the Operator in accordance with the International Ethics Standards Board for Accountants' Code of Ethics for Professional Accountants as adopted by the Institute of Chartered Accountants of Pakistan (the Code) and we have fulfilled our other ethical responsibilities in accordance with the Code. We believe that the audit evidence we have obtained is sufficient and appropriate to provide a basis for our opinion.

Emphasis of Matter

We draw attention to following

- 1) Note 3 to the financial statements which explains that the Company has changed its accounting policy with respect to recognition of contribution earned, retakaful expenses, wakala income/expense, retakaful rebate and commission expenses, and as a result comparative information presented as at and for the year ended 31 December 2023 has been restated.
- 2) Note 18.1 to the annexed financial statements, which describes that the Company along with other insurance companies had earlier challenged the scope and applicability of provincial sales tax on services on contribution received from insurance business in provincial High Courts.

The Hon'ble Sindh High Court has dismissed the case with a direction to reapproach Sindh Revenue Board on the matter of taxability of health insurance business. However, the insurance companies have decided to refer the case to and file a constitutional petition in the Supreme Court of Pakistan.



The Company has not charged provincial sales tax to its clients, nor has recognized any liability for the impugned sales tax amounting to Rs. 195,482 thousand as mentioned in note 18.1 to the financial statements as the management is confident that the final outcome will be in the favour of Company based on legal opinion.

Our opinion is not modified in respect of above matters.

Information Other than the Financial Statements and Auditor's Report Thereon

Management is responsible for the other information. Other information comprises the information included in the annual report for the year ended 31 December 2024 but does not include the financial statements and our auditor's report thereon. Our opinion on the financial statements does not cover the other information and we do not express any form of assurance conclusion thereon. In connection with our audit of the financial statements, our responsibility is to read the other information and, in doing so, consider whether the other information is materially inconsistent with the financial statements, or our knowledge obtained in the audit or otherwise appears to be materially misstated.

If, based on the work we have performed, we conclude that there is a material misstatement of this other information, we are required to report that fact. We have nothing to report in this regard.

Responsibilities of Management and Board of Directors for the Financial Statements

Management is responsible for the preparation and fair presentation of the financial statements in accordance with the accounting and reporting standards as applicable in Pakistan and the requirements of the Insurance Ordinance, 2000 and the Companies Act, 2017 (XIX of 2017) and for such internal control as management determines is necessary to enable the preparation of financial statements that are free from material misstatement, whether due to fraud or error.

In preparing the financial statements, management is responsible for assessing the Operator's ability to continue as a going concern, disclosing, as applicable, matters related to going concern and using the going concern basis of accounting unless management either intends to liquidate the Operator or to cease operations, or has no realistic alternative but to do so.

Board of directors are responsible for overseeing the Operator's financial reporting process.

Auditor's Responsibilities for the Audit of the Financial Statements

Our objectives are to obtain reasonable assurance about whether the financial statements as a whole are free from material misstatement, whether due to fraud or error, and to issue an auditor's report that includes our opinion. Reasonable assurance is a high level of assurance, but is not a guarantee that an audit conducted in accordance with ISAs as applicable in Pakistan will always detect a material misstatement when it exists. Misstatements can arise from fraud or error and are considered material if, individually or in the aggregate, they could reasonably be expected to influence the economic decisions of users taken on the basis of these financial statements.

As part of an audit in accordance with ISAs as applicable in Pakistan, we exercise professional judgment and maintain professional skepticism throughout the audit. We also:

- Identify and assess the risks of material misstatement of the financial statements, whether due to fraud or error, design and perform audit procedures responsive to those risks, and obtain audit evidence that is sufficient and appropriate to provide a basis for our opinion. The risk of not detecting a material misstatement resulting from fraud is higher than for one resulting from error, as fraud may involve collusion, forgery, intentional omissions, misrepresentations, or the override of internal control.
- Obtain an understanding of internal control relevant to the audit in order to design audit procedures that are appropriate in the circumstances, but not for the purpose of expressing an opinion on the effectiveness of the Operator's internal control.



- Evaluate the appropriateness of accounting policies used and the reasonableness of accounting estimates and related disclosures made by management.
- Conclude on the appropriateness of management's use of the going concern basis of accounting and, based on the audit evidence obtained, whether a material uncertainty exists related to events or conditions that may cast significant doubt on the Operator's ability to continue as a going concern. If we conclude that a material uncertainty exists, we are required to draw attention in our auditor's report to the related disclosures in the financial statements or, if such disclosures are inadequate, to modify our opinion. Our conclusions are based on the audit evidence obtained up to the date of our auditor's report. However, future events or conditions may cause the Operator to cease to continue as a going concern.
- Evaluate the overall presentation, structure and content of the financial statements, including the disclosures, and whether the financial statements represent the underlying transactions and events in a manner that achieves fair presentation.

We communicate with the board of directors regarding, among other matters, the planned scope and timing of the audit and significant audit findings, including any significant deficiencies in internal control that we identify during our audit.

We also provide the board of directors with a statement that we have complied with relevant ethical requirements regarding independence, and to communicate with them all relationships and other matters that may reasonably be thought to bear on our independence, and where applicable, related safeguards.

Report on Other Legal and Regulatory Requirements

Based on our audit, we further report that in our opinion:

- a) proper books of account have been kept by the Operator as required by the Insurance Ordinance, 2000 and the Companies Act, 2017 (XIX of 2017);
- b) the statement of financial position of OPF and PTF, the profit and loss account, the statement of comprehensive income, the statement of changes in operator's takaful fund and participants' takaful fund and the statement of cash flows together with the notes thereon have been drawn up in conformity with the Insurance Ordinance, 2000 and the Companies Act, 2017 (XIX of 2017) and are in agreement with the books of account;
- c) investments made, expenditure incurred and guarantees extended during the year were for the purpose of the Operator's business; and
- d) No zakat was deductible at source under the Zakat and Ushr Ordinance, 1980 (XVIII of 1980).



Other Matter relating to comparative information

The financial statements of the Company as at and for the year ended 31 December 2023, excluding the retrospective adjustments described in Note 3 to the financial statements, were audited by another auditor who expressed an unmodified opinion on those financial statements on 13 March 2024.

As part of our audit of the financial statements as at and for the year ended 31 December 2024, we audited the retrospective adjustments described in note 3 to the financial statements that were applied to restate the comparative information presented for the year ended 31 December 2023.

We were not engaged to audit, or apply any procedures to the financial statements for the year ended 31 December 2023, other than with respect to the retrospective adjustments described in note 3 to the financial statements. Accordingly, we do not express an opinion or any other form of assurance on comparative financial statements. However, in our opinion, the retrospective adjustments described in note 3 to the financial statements are appropriate and have been properly applied.

The engagement partner on the audit resulting in this independent auditor's report is Bilal Ali.

Lahore
Dated: 29 March 2025
UDIN: **AR2024101140KsjuBMUE**

KPMG Taseer Hadi & Co.
KPMG Taseer Hadi & Co.
Chartered Accountants

STATEMENT OF FINANCIAL POSITION OF OPF AND PTF

AS AT DECEMBER 31, 2024

	Note	OPF			PTF		
		December 31, 2024	December 31, 2023 Restated	January 01, 2023 Restated	December 31, 2024	December 31, 2023 Restated	January 01, 2023 Restated
(Rupees in '000)							
Assets							
Property and equipment	6	1,673	1,700	1,695	-	-	-
Intangible assets	7	-	-	238	-	-	-
Investments							
Equity securities	8	340,775	297,067	202,409	479,418	377,132	383,601
Debt securities	9	139,170	-	-	223,497	-	-
Loans and other receivables	10	5,069	134	75	18,365	35,820	7,711
Takaful / re-takaful receivables	11	-	-	-	578,279	457,366	359,206
Salvage recoveries accrued		-	-	-	4,775	7,800	24,350
Deferred taxation		-	-	192	-	-	-
Deferred wakala fee	24	-	-	-	335,856	292,020	234,488
Receivable from PTF	12	193,632	141,360	120,019	-	-	-
Re-takaful recoveries against outstanding claims / benefitsv		-	-	-	263,585	254,772	363,198
Deferred commission expense	23	106,821	82,019	68,759	-	-	-
Prepayments	14	1,600	1,429	1,270	113,004	80,709	55,550
Cash and bank	15	293,432	387,281	233,356	858,154	749,036	659,248
Total assets		1,082,172	910,990	628,013	2,874,933	2,254,655	2,087,352



Akbarali Pesnani
Chairman




Azfar Arshad
Chief Executive

	OPF			PTF		
	December 31, 2024	December 31, 2023 Restated	January 01, 2023 Restated	December 31, 2024	December 31, 2023 Restated	January 01, 2023 Restated
Note (Rupees in '000)						
Funds and liabilities						
Funds attributable to:						
Operator's Fund (OPF)						
Statutory fund	100,000	100,000	100,000	-	-	-
Reserves	72,153	12,815	(389)	-	-	-
Accumulated profit	294,897	254,888	163,375	-	-	-
Balance of Operator's Fund	467,050	367,703	262,986	-	-	-
Participants' Takaful Fund (PTF)						
Seed money	-	-	-	500	500	500
Reserves	-	-	-	184,687	31,706	1,717
Accumulated surplus	-	-	-	253,704	230,972	235,351
Balance of Participants' Takaful Fund	-	-	-	438,891	263,178	237,568
Liabilities						
PTF underwriting provisions						
Outstanding claims including IBNR	21	-	-	658,765	595,068	691,467
Unearned contribution reserves		-	-	1,065,712	852,073	672,836
Reserve for unearned re-takaful rebate	20	-	-	11,100	12,835	8,585
		-	-	1,735,577	1,459,976	1,372,888
Deferred taxation	13	46,129	8,193	-	-	-
Unearned wakala fee	24	335,856	292,020	234,488	-	-
Contribution received in advance		-	-	-	38,650	32,732
Takaful / re-takaful payables	16	-	-	-	418,722	315,229
Other creditors and accruals	17	93,871	78,702	61,106	49,969	36,262
Taxation - provision less payments		139,266	164,372	69,434	-	-
Payable to OPF	12	-	-	-	193,632	141,360
Total liabilities		615,122	543,287	365,028	2,436,042	1,991,477
Total funds and liabilities		1,082,172	910,990	628,013	2,874,933	2,254,655
Contingencies and commitments	18					

The annexed notes 1 to 40 form an integral part of these financial statements.


Riyaz Chinoy
Director


Amin A. Hashwani
Director


Syed Ali Adnan
Chief Financial Officer

PROFIT AND LOSS ACCOUNT

FOR THE YEAR ENDED DECEMBER 31, 2024

		2024	2023 Restated
	Note(Rupees in '000).....	
PTF			
Contribution earned		1,626,999	1,418,695
Less: Contribution ceded to re-takaful		(466,522)	(395,160)
Net contribution revenue	19	1,160,477	1,023,535
Re-takaful rebate earned	20	43,910	24,780
Net underwriting income		1,204,387	1,048,315
Net claims - reported / settled		(1,418,819)	(1,284,601)
Net claims - IBNR		89,513	99,923
	21	(1,329,306)	(1,184,678)
Other direct expenses		(22,785)	(6,811)
Deficit before investment income		(147,704)	(143,174)
Investment income	26	95,356	62,178
Other income	27	117,654	111,551
Less: Modarib's share of investment income	28	(42,575)	(34,934)
Surplus / (Deficit) transferred to accumulated surplus		22,731	(4,379)
OPF			
Wakala fee	24	829,271	690,272
Commission expense	23	(228,860)	(194,933)
General, administrative and management expenses	25	(328,848)	(192,638)
		271,563	302,701
Modarib's share of PTF investment income	28	42,575	34,934
Investment income	26	78,930	36,288
Direct expenses	29	(3,267)	(2,828)
Other income	27	70,300	52,874
Profit before taxation		460,101	423,969
Taxation	30	(180,517)	(174,440)
Profit after taxation		279,584	249,529

The annexed notes 1 to 40 form an integral part of these financial statements.



Akbarali Pesnani
Chairman



Azfar Arshad
Chief Executive



Riyaz Chinoy
Director



Amin A. Hashwani
Director



Syed Ali Adnan
Chief Financial Officer

STATEMENT OF COMPREHENSIVE INCOME

FOR THE YEAR ENDED DECEMBER 31, 2024

	2024	2023 Restated
Note(Rupees in '000).....	
PTF		
Surplus / (Deficit) during the year	22,731	(4,379)
Other comprehensive income:		
<i>Items that may be reclassified to the profit and loss account in subsequent years</i>		
Net unrealised gain arising during the year on revaluation of available-for-sale investments	169,787	31,627
Reclassification adjustment for net gain on sale of available-for-sale investments included in the profit and loss account	(16,806)	(1,638)
Other comprehensive income for the year	152,981	29,989
Total comprehensive income for the year	175,712	25,610
OPF		
Profit after tax	279,584	249,529
Other comprehensive income:		
<i>Item that may be reclassified to the profit and loss account in subsequent years</i>		
Net unrealised gain arising during the year on revaluation of available-for-sale investments - net of tax	67,089	13,950
Reclassification adjustment for net gain on available-for-sale investments included in the profit and loss account - net of tax	(7,751)	(746)
Other comprehensive income for the year	59,338	13,204
Total comprehensive income for the year	338,922	262,733

The annexed notes 1 to 40 form an integral part of these financial statements.



Akbarali Pesnani
Chairman



Azfar Arshad
Chief Executive



Riyaz Chinoy
Director



Amin A. Hashwani
Director



Syed Ali Adnan
Chief Financial Officer

STATEMENT OF CHANGES IN OPERATOR'S FUND AND PARTICIPANTS' TAKAFUL FUND

AS AT DECEMBER 31, 2024

Attributable to Operator's Fund				
	Statutory Fund	Available for sale investment revaluation reserve	Unappropriated profit	Total
Note(Rupees in '000).....				
As previously reported as at 01 January 2023	100,000	(389)	158,015	257,626
Effect of change in accounting policy	3	-	5,360	5,360
Balance as at 01 January 2023 - restated	100,000	(389)	163,375	262,986
Profit after tax - restated	-	-	249,529	249,529
Transfer of profit to the Company	-	-	(158,015)	(158,015)
Other comprehensive income for the year	-	13,204	-	13,204
Balance as at December 31, 2023 - restated	100,000	12,815	254,888	367,704
Profit after tax for the year	-	-	279,584	279,584
Transfer of profit to the Company	-	-	(239,576)	(239,576)
Other comprehensive income for the year	-	59,338	-	59,338
Balance as at December 31, 2024	100,000	72,153	294,897	467,050

Attributable to participants of the PTF				
	Seed money	Available for sale investment revaluation reserve	Accumulated surplus	Total
Note(Rupees in '000).....				
As previously reported as at 01 January 2023	500	1,717	278,405	280,622
Effect of change in accounting policy	3	-	(43,054)	(43,054)
Balance as at 01 January 2023 - restated	500	1,717	235,351	237,568
Deficit for the year - restated	-	-	(4,379)	(4,379)
Other comprehensive income for the year	-	29,989	-	29,989
Balance as at December 31, 2023 - restated	500	31,706	230,972	263,178
Surplus for the year	-	-	22,731	22,731
Other comprehensive income for the year	-	152,981	-	152,981
Balance as at December 31, 2024	500	184,687	253,704	438,891

The annexed notes 1 to 40 form an integral part of these financial statements.



Akbarali Pesnani
Chairman



Azfar Arshad
Chief Executive



Riyaz Chinoy
Director



Amin A. Hashwani
Director



Syed Ali Adnan
Chief Financial Officer

CASH FLOW STATEMENT

FOR THE YEAR ENDED DECEMBER 31, 2024

Operating cash flows

(a) Takaful activities

Contribution received	-
Re-takaful contribution paid	-
Claims / benefits paid	-
Re-takaful and other recoveries received	-
Commission paid	(239,845)
Commission received	-
Wakala fee received	816,452
Wakala fee paid	-
Modarib share received	46,958
Modarib share paid	-
Net cash generated from / (used in) takaful activities	623,565

(b) Other operating activities

Income tax paid	(28,388)
General and other expenses paid	(331,895)
Other operating payments	(178,168)
Other operating receipts	3,644
Net cash (used in) / generated from other operating activities	(534,807)

Total cash generated from / (used in) all operating activities

Investment activities

Profit / return received	65,882
Dividend received	34,317
Payment for investments	(523,644)
Proceeds from sale of fixed assets	-
Fixed capital expenditure	-
Proceeds from investments	480,414

Total cash generated from investing activities

Financing activities - profit paid to the Operator

Net cash (used in) / generated from all activities

Cash and cash equivalents at the beginning of year

Cash and cash equivalents at the end of year

	OPF		PTF	
	2024	2023 Restated	2024	2023 Restated
..... (Rupees in '000)				
	-	-	2,594,509	2,174,171
	-	-	(402,895)	(396,832)
	-	-	(1,390,750)	(1,327,924)
	-	-	101,974	188,562
	(239,845)	(194,630)	-	-
	-	-	42,175	29,030
	816,452	732,042	-	-
	-	-	(816,452)	(732,042)
	46,958	29,355	-	-
	-	-	(46,958)	(29,355)
	623,565	566,767	81,603	(94,390)
	(28,388)	12,527	-	-
	(331,895)	(197,536)	(18,196)	(4,432)
	(178,168)	(86,872)	(266,789)	(434,875)
	3,644	525	275,772	440,068
	(534,807)	(271,356)	(9,213)	761
	88,758	295,411	72,390	(93,629)
	65,882	52,944	113,440	111,387
	34,317	4,040	42,713	7,495
	(523,644)	(204,994)	(712,359)	(300,627)
	-	71	-	-
	-	(68)	-	-
	480,414	164,536	592,934	365,162
	56,969	16,529	36,728	183,417
	(239,576)	(158,015)	-	-
	(93,849)	153,925	109,118	89,788
	387,281	233,356	749,036	659,248
	293,432	387,281	858,154	749,036

OPF		PTF	
2024	2023 Restated	2024	2023 Restated

..... (Rupees in '000)

Reconciliation to profit and loss account

Operating cash flows	88,758	295,411	72,390	(93,629)
Depreciation expense	(27)	342	-	-
Amortisation	-	(238)	-	-
Profit / return received	76,207	52,944	129,724	111,387
Net realised gain on sale of investments and fixed assets	34,288	4,027	36,359	4,791
Dividend income	34,317	33,667	42,713	57,387
Impairment in value of available-for-sale securities	-	(1,378)	-	-
Increase in assets other than cash	79,940	34,820	149,612	5,320
Increase in liabilities other than borrowings	(33,899)	(170,067)	(408,067)	(89,635)
Net profit / surplus for the year	279,584	249,529	22,731	(4,379)

Cash and cash equivalents include the following for the purpose of the cash flow statement:

OPF		PTF	
2024	2023	2024	2023

..... (Rupees in '000)

CASH AND BANK

Cash and cash equivalent

Policy, revenue stamps and bond papers

Cash at bank

Current accounts
Savings accounts

11	6	2,181	2,236
-	-	13,012	7,114
293,421	387,275	842,961	739,686
293,421	387,275	855,973	746,800
293,432	387,281	858,154	749,036

The annexed notes 1 to 40 form an integral part of these financial statements.



Akbarali Pesnani
Chairman



Azfar Arshad
Chief Executive



Riyaz Chinoy
Director



Amin A. Hashwani
Director



Syed Ali Adnan
Chief Financial Officer

NOTES TO AND FORMING PART OF THE FINANCIAL STATEMENTS

FOR THE YEAR ENDED DECEMBER 31, 2024

1 LEGAL STATUS AND NATURE OF BUSINESS

Jubilee General Insurance Company Limited (the Operator) is a public limited company incorporated in Pakistan under the repealed Companies Ordinance, 1984 (now the Companies Act, 2017) on May 16, 1953. The Operator is listed on the Pakistan Stock Exchange Limited and is engaged in general insurance business. The registered office of the Operator is situated at 2nd Floor, Jubilee Insurance House, I. I. Chundrigar Road, Karachi. The Operator operates 26 (2023: 26) branches within Pakistan.

The Operator was granted authorisation on March 10, 2015 under Rule 6 of the Takaful Rules, 2012 to undertake Window Takaful Operations (the Operations) by the Securities and Exchange Commission of Pakistan (the SECP) under Takaful Rules, 2012 to carry on general takaful operations in Pakistan.

The Operator transferred a statutory fund of Rs. 100,000 thousands in a separate bank account for the Window Takaful Operations as per the requirement of circular 8 of 2014 issued by the SECP. Thereafter, the Operator has formed a Waqf for Participants' Takaful Fund (PTF) by executing the Waqf deed dated April 30, 2015 and by depositing a seed money of Rs. 500 thousands. The seed money is required to be invested in shariah compliant investments and any profit thereon can be utilised only to pay benefits to participants or defray PTF expenses. Waqf Deed governs the relationship of Operator and participants for management of takaful operations, investments of participants' funds and investments of the Operator's funds approved by the shariah advisor of the Operator. The Operator commenced activities of the Operations on May 7, 2015.

2 BASIS OF PREPARATION AND STATEMENT OF COMPLIANCE

2.1 Statement of compliance

These financial statements have been prepared in accordance with the accounting and reporting standards as applicable in Pakistan. The accounting and reporting standards comprise of:

- International Financial Reporting Standards (IFRS Standards) issued by the International Accounting Standards Board (IASB) as are notified under the Companies Act, 2017; and
- Provisions of and directives issued under the Companies Act, 2017, the Insurance Ordinance, 2000, the Insurance Rules, 2017, the Insurance Accounting Regulations, 2017, the Takaful Rules, 2012 and the General Takaful Accounting Regulations, 2019.

In case requirements differ, the provisions or directives of the Companies Act, 2017, the Insurance Ordinance, 2000, the Insurance Rules, 2017, the Insurance Accounting Regulations, 2017, the Takaful Rules, 2012 and the General Takaful Accounting Regulations, 2019 shall prevail.

2.1.1 These financial statements reflect the financial position and results of operations of both the Operator's Fund (OPF) and Participants Takaful Fund (PTF) in a manner that the assets, liabilities, income and expenses of the OPF and PTF remain separately identifiable.

2.2 Basis of measurement

These financial statements have been prepared under the historical cost convention except for certain investments which are carried at fair values. All transactions reflected in these financial statements are on accrual basis except for those reflected in cash flow statement.

2.3 Functional and presentational currency

Items included in the financial statements are measured using the currency of the primary economic environment in which the Operator operates. The financial statements are presented in Pakistani Rupees, which is the Operator's functional and presentational currency. All the financial information presented in Rupees has been rounded off to the nearest thousand rupees, except otherwise stated.

2.4 Standards, interpretations and amendments to the accounting and reporting standards as applicable in Pakistan that are effective in the current year

The following standards, amendments and interpretations are effective for the year ended December 31, 2024. These standards, amendments and interpretations are either not relevant to the operations or are not expected to have material impact on the financial statements other than certain additional disclosures:

Standards or Interpretations

Amendments to IFRS 16 'Leases' -Clarification on how seller-lessee subsequently.

Amendments to IAS 1 'Presentation of Financial Statements' - Non-current liabilities with Convents along with Classification of liabilities as current or non-current.

Amendments to IAS 7 'Statement of Cash Flows' and 'IFRS 7 'Financial instruments disclosures' - Supplier Finance Arrangements

2.5 Standards, interpretations and amendments to the accounting and reporting standards as applicable in Pakistan that are not yet effective

The following standards, amendments and interpretations are effective for accounting periods, beginning on or after the date mentioned against each of them.

Standards or Interpretations	Effective from annual period beginning on or after:
Amendments to IAS 21 'The Effects of Changes in Foreign Exchange Rates' - Clarification on how entity accounts when there is long term lack of Exchangeability	January 01, 2025
IFRS 17 – Insurance Contracts (including the June 2020 and December 2021 Amendments to IFRS 17) - Refer note 2.6	January 01, 2026
IFRS 9 - Financial instruments - Refer note 2.7	January 01, 2026
Amendments to IFRS 10 and 28 - Sale or Contribution of Assets between an Investor and its Associate or Joint Venture	Deferred indefinitely

Amendments to IAS 21 'The Effects of Changes in Foreign Exchange Rates' are not expected to have significant impact on the Company's financial statements other than certain additional disclosures.

Other than the aforesaid standards, interpretations and amendments, the International Accounting Standards Board (IASB) has also issued the following standards which have not been adopted locally by the Securities and Exchange Commission of Pakistan:

- IFRS 1 – First Time Adoption of International Financial Reporting Standards
- IFRS 10 Consolidated Financial Statements
- IAS 7 Statement of Cash flows

Adoption of IFRS 17 & IFRS 9 is likely to have a significant impact on the company's financial statements and the Company is in the process of assessing the impact of these standards on the financial statements in accordance with the directives of SECP.

2.6 IFRS 17- Insurance contracts

Pursuant to the requirements of Securities and Exchange Commission of Pakistan SRO 1715 (I)/2023 dated November 21, 2023 IFRS 17 "Insurance Contracts", is applicable to the companies engaged in insurance/takaful and re-insurance/re-takaful business from financial years commencing on or after 01 January 2026. IFRS 17, replaces IFRS 4 Insurance Contracts. The new standard will apply to all entities that issue insurance and reinsurance contracts, and to all entities that hold reinsurance contracts. This standards requires entities to identify contracts and its terms and to assess whether they meet the definition of an insurance contract or includes components of an insurance contract. Insurance contracts are required to account for under the recognition/ derecognition of IFRS 17. Companies subject to the requirement of SRO will also be required to adopt requirements of IFRS 9 from the date of transition. On initial application of IFRS 17, comparative information for insurance contracts is restated in accordance with IFRS 17, whereas comparative information for related financial assets might not be restated in accordance with IFRS 9 if the insurer is initially applying IFRS 9 at the same date as IFRS 17.

SECP through its S.R.O.506(I)/2024 has directed that the applicability period of optional temporary exemption from applying IFRS 9 – "Financial Instrument" as given in para 20A of IFRS 4 – "Insurance Contracts" is extended for annual periods beginning before January 1, 2026, subject to fulfilling the same conditions as are prescribed by para 20B of IFRS 4.

2.7 IFRS 9 - Financial Instruments

IFRS 9 'Financial Instruments' has become applicable, however as an insurance company, the management has opted temporary exemption from the application of IFRS 9 as allowed by International Accounting Standards Board (IASB) for entities whose activities are predominantly connected with insurance. Additional disclosures, as required by the IASB, for being eligible to apply the temporary exemption from the application of IFRS 9 are given below:

The tables below set out the fair values as at the end of reporting period and the amount of change in the fair value during that period for the following two groups of financial assets separately:

- (a) Financial assets with contractual terms that give rise on specified dates to cash flows that are solely payments of principal and interest (SPPI) on the principal amount outstanding, excluding any financial asset that meets the definition of held for trading in IFRS 9, or that is managed and whose performance is evaluated on a fair value basis, and
- (b) All other financial assets:

OPF				
As at Dec 31, 2024				
Fail the SPPI test		Pass the SPPI test		
Fair value	Change in unrealized gain / (loss)	Carrying Value	Cost less Impairment	Change in unrealized gain / (loss)
(Rupees in '000)				
Cash and Bank*	-	293,421	-	-
Investments in equity securities - available-for-sale	340,776	97,274	-	-
Investment in debt securities	-	139,170	-	-
Loans and other receivables*	5,069	-	-	-
	345,844	432,591	-	-

PTF				
As at Dec 31, 2024				
Fail the SPPI test		Pass the SPPI test		
Fair value	Change in unrealized gain / (loss)	Carrying Value	Cost less Impairment	Change in unrealized gain / (loss)
(Rupees in '000)				
Cash and Bank*	-	855,973	-	-
Investments in equity securities - available-for-sale	479,418	152,982	-	-
Investment in debt securities	-	223,497	-	-
Loans and other receivables*	18,365	-	-	-
	497,783	1,079,470	-	-

* The carrying amount of these financial assets measured applying IAS 39 are a reasonable approximation of their fair values.

3 Change in accounting policies

During the year, as allowed under Insurance Accounting Regulations 2017, Company has changed accounting policy to recognize revenue from contribution after taking into account the unearned portion of contribution calculated based on unexpired period of insurance coverage at the reporting date. Policy for commission expense / acquisition cost incurred has also been changed and these costs are now deferred and recognised as an expense in accordance with the pattern of recognition of contribution revenue. Furthermore, policy of retakaful contracts has also been changed as explained in note 4.8 of these financial statements.

In previous years, revenue from contribution was determined after taking into account the unearned portion of contribution calculated using the twenty-fourths method, except for accident and health insurance policies, for which it was calculated using the 365-day method, and marine insurance policies, where the one-sixth method was applied. Commission expense / acquisition cost incurred in obtaining and recording policies as well as retakaful contribution was deferred/prepaid and recognised as an expense in accordance with the pattern of recognition of contribution revenue.

The change in accounting policies will provide more relevant and reliable information to the shareholders about the effect of transactions, events and conditions on the Company's financial position and performance. Accordingly, as per IAS 8 'Accounting Policies, Changes in Accounting Estimates and Errors', the Company has restated its comparative financial information as follows:

<u>Statement of financial position</u>	PTF		
	As at 31 December 2023		
	As previously reported	Adjustments Increase/ (Decrease)	As restated
	----- Rupees in '000' -----		
Assets			
Prepayments	199,934	(119,225)	80,709
Deferred wakala fee	316,026	(24,006)	292,020
Other assets	1,881,926	-	1,881,926
Total assets	2,397,886	(143,231)	2,254,655
Equity and liabilities			
Seed Money	500	-	500
Reserves	31,706	-	31,706
Accumulated surplus	288,511	(57,539)	230,972
Total equity	320,717	(57,539)	263,178
Liabilities			
Underwriting provisions			
Outstanding claims including IBNR	595,068	-	595,068
Unearned contribution reserves	933,928	(81,855)	852,073
Unearned re-takaful rebate	16,672	(3,837)	12,835
Other liabilities	531,501	-	531,501
Total liabilities	2,077,169	(85,692)	1,991,477
Total Equity and Liabilities	2,397,886	(143,231)	2,254,655

<u>Statement of financial position</u>	OPF		
	As at 31 December 2023		
	As previously reported	Adjustments Increase/ (Decrease)	As restated
	----- Rupees in '000' -----		
Assets			
Prepayments	1,429	-	1,429
Deferred commission expense / acquisition cost	90,079	(8,060)	82,019
Other assets	827,542	-	827,542
Total assets	919,050	(8,060)	910,990
Equity and liabilities			
Statutory Fund	100,000	-	100,000
Reserves	12,815	-	12,815
Accumulated Profit	239,576	15,312	254,888
Total equity	352,391	15,312	367,703

	OPF		
	As at 31 December 2023		
	As previously reported	Adjustments Increase/ (Decrease)	As restated
	----- Rupees in '000' -----		
Liabilities			
Unearned wakala fee	316,026	(24,006)	292,020
Taxation - provision less payments	163,738	635	164,373
Other liabilities	86,895	-	86,895
Total liabilities	566,659	(23,371)	543,288
Total Equity and Liabilities	919,050	(8,059)	910,991

	PTF		
	As at 01 January 2023		
	As previously reported	Adjustments Increase/ (Decrease)	As restated
	----- Rupees in '000' -----		
Statement of financial position			
Assets			
Prepayments	138,841	(83,291)	55,550
Deferred wakala fee	249,200	(14,712)	234,488
Other assets	1,797,314	-	1,797,314
Total assets	2,185,355	(98,003)	2,087,352
Equity and liabilities			
Seed Money	500	-	500
Reserves	1,717	-	1,717
Accumulated surplus	278,405	(43,054)	235,351
Total equity	280,622	(43,054)	237,568
Liabilities			
Underwriting provisions			
Outstanding claims including IBNR	691,467	-	691,467
Unearned contribution reserves	724,082	(51,247)	672,835
Unearned re-takaful rebate	12,288	(3,703)	8,585
Other liabilities	476,896	-	476,896
Total liabilities	1,904,733	(54,950)	1,849,783
Total Equity and Liabilities	2,185,355	(98,003)	2,087,352

	OPF		
	As at 01 January 2023		
	As previously reported	Adjustments Increase/ (Decrease)	As restated
	----- Rupees in '000' -----		
Statement of financial position			
Assets			
Prepayments	1,270	-	1,270
Deferred commission expense / acquisition cost	74,686	(5,927)	68,759
Other assets	557,984	-	557,984
Total assets	633,940	(5,927)	628,013
Equity and liabilities			
Statutory Fund	100,000	-	100,000
Reserves	(389)	-	(389)
Accumulated Profit	158,015	5,360	163,375
Total equity	257,626	5,360	262,986

	OPF		
	As at 01 January 2023		
	As previously reported	Adjustments Increase/ (Decrease)	As restated
	----- Rupees in '000' -----		
Liabilities			
Unearned wakala fee	249,200	(14,713)	234,487
Taxation - provision less payments	66,008	3,426	69,434
Other liabilities	61,106	-	61,106
Total liabilities	376,314	(11,287)	365,027
Total Equity and Liabilities	633,940	(5,927)	628,013

	For the year ended 31 December 2023		
	As previously reported	Adjustments Increase/ (Decrease)	As restated
	----- Rupees in '000' -----		
Profit and Loss Account			
PTF			
Contribution earned	1,397,380	21,315	1,418,695
Less: Contribution ceded to re-takaful	(359,226)	(35,934)	(395,160)
Net contribution revenue	1,038,154	(14,619)	1,023,535
Re-takaful rebate earned	24,646	134	24,780
Net Underwriting Income	1,062,800	(14,486)	1,048,315
Net claims - reported / settled	(1,284,601)	-	(1,284,601)
- IBNR	99,923	-	99,923
	(1,184,678)	-	(1,184,678)
Other direct expenses	(6,811)	-	(6,811)
(Deficit) / surplus before investment income	(128,689)	(14,486)	(143,174)
Investment Income	62,178	-	62,178
Other income	111,551	-	111,551
Less: Modarib's share of investment income	(34,934)	-	(34,934)
Surplus transferred to accumulated surplus	10,106	(14,486)	(4,379)
OPF			
Wakala fee	680,978	9,294	690,272
Commission expense	(192,800)	(2,133)	(194,933)
General, administrative and management expenses	(192,638)	-	(192,638)
	295,540	7,161	302,701
Modarib's share of PTF investment income	34,934	-	34,934
Investment income	36,288	-	36,288
Direct expenses	(2,828)	-	(2,828)
Other income	52,874	-	52,874
Profit before taxation	416,808	7,161	423,969
Taxation	(177,232)	(2,793)	(174,440)
Profit after tax	239,576	4,368	249,529

3.1 There is no impact on the operating, investing and financing cashflows for the year ended 31 December 2023.

4 SUMMARY OF MATERIAL ACCOUNTING POLICIES

The material accounting policies adopted in the preparation of these financial statements are set out below. These policies have been consistently applied to all years presented in these financial statements, except for change in accounting policies as explained in note 3 of these financial statements.

4.1 Property and equipment

These are stated at cost less accumulated depreciation and accumulated impairment losses, if any. Depreciation is charged using the straight line method in accordance with the rates specified in note 6 to these financial statements and after taking into account residual values, if significant.

Depreciation on additions is charged from the date when asset is available for use till the asset is derecognized.

Subsequent costs are included in the assets' carrying amount or recognised as a separate asset, as appropriate, only when it is probable that the future economic benefits associated with the items will flow to the Operator and the cost of the item can be measured reliably. Normal repairs and maintenance are charged to the profit and loss account as and when incurred.

An item of property and equipment is derecognised upon disposal or when no future economic benefits are expected from its use. Any gain or loss arising on derecognition of the asset (calculated as the difference between the net disposal proceeds and the carrying amount of the asset) is included in the profit and loss account in the year the asset is derecognised. Depreciation methods, useful lives and residual values are reviewed, and adjusted if appropriate, at each reporting date.

4.2 Intangible assets

An intangible asset is recognised as an asset if it is probable that future economic benefits attributable to the asset will flow to the Operator and the cost of such asset can be measured reliably. Costs directly associated with identifiable software that will have probable economic benefits exceeding costs beyond one year, are recognised as an intangible asset.

Intangible having indefinite useful life

These are stated at cost less impairment losses, if any.

Intangible having definite useful life

These are stated at cost less accumulated amortisation and accumulated impairment losses, if any. Intangible assets are amortised on a straight line basis over its estimated useful life as specified in note 6 to these financial statements after taking into account residual values, if significant. Amortisation on additions is charged when the asset is available for use the asset is disposed of. The useful lives and amortisation method are reviewed and adjusted, if appropriate, at each reporting date. Gains or losses arising from derecognition of an intangible asset are measured as the difference between the net disposal proceeds and the carrying amount of the asset and are recognised in the profit and loss account when the asset is derecognised.

4.3 Takaful contracts

The takaful contracts are based on the principles of Wakala. The takaful contracts so agreed usually inspire concept of tabarru (to donate for benefit of others) and mutual sharing of losses with the overall objective of eliminating the element of uncertainty.

Contracts under which PTF accepts significant takaful risk from another party (the participant) by agreeing to compensate the participant if a specified uncertain future event (the takaful event) adversely affects the participant are classified as takaful contracts. Takaful risk is significant if a takaful event could cause the PTF to pay significant benefits due to the happening of the takaful event compared to its non happening. Once a contract has been classified as a takaful contract, it remains a takaful contract for the remainder of its lifetime, even if the takaful risk reduces significantly during this period, unless all rights and obligations are extinguished or expired.

The PTF underwrites non-life takaful contracts that can be categorised into the following main categories:

a) Fire and property

Fire and property takaful contracts mainly compensate the participants for damage suffered to their properties or for the value of property lost. Participants who undertake commercial activities on their premises could also receive compensation for the loss of earnings caused by the inability to use the takaful covered properties in their business activities.

b) Marine, aviation and transport

Marine takaful covers the loss or damage of vessels, cargo, terminals, and any transport or property by which cargo is transferred, acquired, or held between the points of origin and final destination.

c) Motor

Motor takaful provides protection against losses incurred as a result of theft, traffic accidents and against third party liability that could be incurred in an accident.

d) Accident and health

Accident and health takaful contracts mainly compensate hospitalisation and outpatient medical coverage to the participant.

e) Miscellaneous

All other types of takaful contracts are classified in miscellaneous category which mainly includes engineering, terrorism, personal accident, workmen compensation, travel and products of financial institutions etc.

These takaful contracts are provided to all types of customers based on assessment of takaful risk by the Operator. Normally personal takaful contracts e.g. vehicle, travel, personal accident, etc. are provided to individual customers, whereas, takaful contracts of fire and property, marine, aviation and transport, accident and health and other commercial line products are provided to commercial organisations.

The contribution recognition policy and recording mechanism for liabilities against the above contracts and claims recognition have been disclosed in their respective notes to these financial statements.

4.4 Deferred commission expense

Commission expense / acquisition cost incurred in obtaining and recording policies is deferred and recognised as an expense in accordance with the pattern of recognition of contribution.

4.5 Reserve for unearned contribution

The unearned portion of contribution written net of Wakala is set aside as a reserve. It is recognized as a liability and is calculated as a ratio of the unexpired period of the policy and the total policy period, both measured to the nearest day except:

- for marine cargo, as a ratio of the unexpired shipment period to the total expected shipment period, both measured to the nearest day.

Policy for recognition of contribution revenue is disclosed in detail in note 4.11 to these financial statements. Unearned contribution reserve calculated by the Company is also confirmed by an independent actuary.

4.6 Contribution deficiency reserve

The Operator is required as per the General Takaful Accounting Regulations, 2019, to maintain a provision in respect of contribution deficiency for the class of business where the unearned contribution reserve is not adequate to meet the expected future liability, after re-takaful recoveries from claims, and other supplementary expenses expected to be incurred after the reporting date in respect of the unexpired takaful contracts in that class of business at the reporting date. The movement in the contribution deficiency reserve is recorded as an expense in the profit and loss account.

The Operator determines the adequacy of liability of contribution deficiency by carrying out analysis of its loss ratio of expired periods of the contracts. For this purpose the prospective loss ratios for each class of business is determined and applies factors of unearned and earned contribution and uses assumptions appropriate to arrive at the expected claims settlement cost which when compared with unearned contribution reserve (UCR) shows whether UCR is adequate to cover the unexpired risks. If these ratios are adverse, contribution deficiency is determined.

No provision has been made as the unearned contribution reserve for each class of business as at the year end is adequate to meet the expected future liability after re-takaful from claims and other expenses, expected to be incurred after the reporting date in respect of policies in force at reporting date.

4.7 Re-takaful contracts held

These are contracts entered into by the Operator with re-takaful operators for compensation of losses suffered on takaful contracts issued. These re-takaful contracts include both facultative and treaty arrangement contracts and are classified in same categories of takaful contracts for the purpose of these financial statements. The PTF recognises the entitled benefits under the contracts as various re-takaful assets. Re-takaful contribution is recognised as an expense when re-takaful is ceded. Re-takaful assets and liabilities are derecognised when contractual rights are extinguished or expired.

The portion of retakaful contribution not recognized as an expense is shown as a prepayment.

Prepayment (i.e. contribution ceded to retakaful) is recognized as follows:

- for retakaful contracts operating on a proportional basis, a liability to the reinsurer is recognized on attachment of the underlying policies reinsured, while an asset is recognized for the unexpired period of retakaful coverage at the reporting date as prepaid retakaful contribution ceded and the same is expensed over the period of underlying policies.
- For retakaful contracts operating on a non-proportional basis, and for which the term of the retakaful contract is not directly referable to the term of any underlying policy or policies, on inception of the retakaful contract.

Commission income from retakaful is recognized at the time of issuance of the underlying insurance policy by the Company. This income is deferred and brought to profit and loss account as retakaful rebate in accordance with the pattern of recognition of the retakaful premium to which it relates. Profit commission and no claim bonus (if any), which the Company may be entitled to under the terms of retakaful, is recognized on accrual basis.

4.8 Receivables and payables related to Takaful contracts

Receivables including contribution due but unpaid relating to takaful contracts are recognised when due. The claim payable is recorded when intimation is received. These are recognised at cost, which is the fair value of the consideration given less provision for impairment losses, if any. Contribution received in advance is recognised as liability till the time of issuance of takaful contract there against.

If there is an objective evidence that any contribution due but unpaid is impaired, the Operator reduces the carrying amount of that contribution receivable and recognises the provision in the profit and loss account.

4.9 Segment reporting

An operating segment is a component of the Operator that engages in business activities from which it may earn revenues and incur expenses including revenues and expenses that relate to transactions with any of the Operator's other components. All operating segments' results are reviewed regularly by the Operator's chief operating decision maker to make decisions about resources to be allocated to the segment and assess its performance, and for which discrete financial information is available. The Operator presents segments reporting of operating results using the classes of business as specified under the Insurance Ordinance, 2000, the Insurance Accounting Regulations, 2017 and the General Takaful Accounting Regulations, 2019. The reported operating segments are also consistent with the internal reporting process of the Operator for allocating resources and assessing performance of the operating segments. The performance of segments is evaluated on the basis of underwriting results of each segment. All the Operator's business segments operate in Pakistan only.

Based on its classification of takaful contracts issued, the Operator has five primary business segments for reporting purposes namely fire, marine, motor, accident and health and miscellaneous. The nature and business activities of these segments are disclosed in note 4.3. Assets and liabilities are allocated to particular segments on the basis of contribution earned. Those assets and liabilities which cannot be allocated to a particular segment on a reasonable basis are reported as unallocated corporate assets and liabilities. Further, the management expenses are allocated to each segment on the basis disclosed in note 4.20.

4.10 Cash and cash equivalents

Cash and cash equivalents for the purposes of cash flow statement include policy, revenue stamps and bond papers, cash at bank and deposits having original maturity within three months.

4.11 Revenue recognition

a) Contribution

Contribution including administrative surcharge under all types of takaful contracts is recognised as written from the date of issuance of policy / cover note (i.e. the date of the attachment of risk).

Contribution income net of wakala fee is determined after taking into account the unearned portion of contribution income. The unearned portion of contribution income is recognised as a liability in PTF (refer note 4.5).

Retakaful contribution is recognized as expense after taking into account the proportion of prepaid retakaful contribution which is recognized as a proportion of the gross retakaful contribution of each policy, determined as the ratio of the unexpired period of the policy and the total period, both measured to the nearest day. The prepaid portion of contribution is recognized as a prepayment as explained in note 4.7.

b) Wakala fee

Wakala fee is recognised as income in the Operator's Fund on the same basis on which the related contribution revenue is recognised.

c) Re-takaful rebate

Rebate and other forms of revenue (apart from recoveries) from re-takaful operators are deferred and recognised as a liability and recognised in the profit and loss account as revenue of PTF in accordance with the pattern of recognition of the re-takaful contributions.

d) Investment income

- Gain or loss on sale of investments is accounted for in the profit and loss account in the period to which it relates.
- Dividend income is recognised when the Operator's right to receive the dividend is established.
- Profit on bank balances and term deposit receipts is recognised on a time proportion basis taking into account the effective yield.

e) Other income

- Gain or loss on sale of property and equipment, and intangible assets is recognised when the asset is derecognised.

4.12 Investments

4.12.1 Classification and recognition

All investments are initially recognised at cost, being the fair value of the consideration given and include transaction costs, except for investments at fair value through profit or loss in which case transaction costs are charged to the profit and loss account.

These are recognised and classified as follows:

- At fair value through profit or loss
- Held to maturity
- Available-for-sale

The classification depends on the purpose for which the financial assets were acquired.

4.12.2 Measurement

4.12.2.1 At fair value through profit or loss

These financial assets are acquired principally for the purpose of generating profit from short-term fluctuation in prices or are part of a portfolio for which there is a recent actual pattern of short-term profit taking.

Subsequent to initial recognition these are measured at fair value by reference to quoted market prices with the resulting gain or loss being included in the profit and loss account for the period to which it relates.

4.12.2.2 Held to maturity

Investments with fixed determinable payments and fixed maturity, where Operator has both the intent and the ability to hold to maturity, are classified as held to maturity.

Subsequently, these are measured at amortised cost using the effective yield less provision for impairment losses, if any.

Any premium paid or discount availed on acquisition of held to maturity investments is deferred and amortised over the term of investment using the effective yield.

4.12.2.3 Available-for-sale

Investments which are not eligible to be classified as at fair value through profit or loss or held to maturity are classified as 'available-for-sale'.

Subsequent to initial recognition, these investments are remeasured at fair value. Gains or losses on remeasurement of these investments are recognised in the statement of comprehensive income.

4.12.3 Fair value measurements

The fair value of investments in listed equity securities is determined by reference to the Pakistan Stock Exchange's quoted market prices at the close of period end.

The fair value of investments in mutual funds is determined by reference to the net asset values as published by Mutual Funds Association of Pakistan at period end.

4.12.4 Date of recognition

Regular way purchases and sales of investments that require delivery within the time frame established by regulations or market convention are recognised at the trade date. Trade date is the date on which the Operator commits to purchase or sell the investment.

4.13 Offsetting of financial assets and financial liabilities

Financial assets and financial liabilities are offset and the net amount is reported in the statement of financial position when there is a legally enforceable right to set off the recognised amount and the Operator intends to either settle on a net basis, or to realise the asset and settle the liability simultaneously.

4.14 Provisions

Provisions are recognised when the Operator has a present legal or constructive obligation as a result of past events, it is probable that an outflow of resources embodying economic benefits will be required to settle the obligation and a reliable estimate of the amount can be made. Provisions are reviewed at each reporting date and adjusted to reflect the current best estimate.

4.15 Provisions for outstanding claims including Incurred But Not Reported (IBNR) claims

Provisions for outstanding claims include amounts in relation to unpaid reported claims, claims incurred but not reported (IBNR) and expected claims settlement costs.

Outstanding claims

This represents the amount of claims that have been reported and are yet unpaid or partially unpaid at the end of reporting year for a given accident year.

A liability for outstanding claims (claims incurred) is recognised for all claims incurred which represents the estimates of the claims intimated or assessed before the end of the reporting period and measured at the undiscounted value of expected future payments. Provision for liability in respect of unpaid reported claims is made on the basis of individual case estimates while taking into consideration the past claims settlement experience including handling costs and the Operator's reserving policy. Where applicable, deductions are made for salvage and their recoveries.

Claims recoveries receivable from retakaful parties and other recoveries receivable are recognized at the same time as the claims which give rise to the right to the recovery are recognized.

Incurred But Not Reported (IBNR) claims

This represents losses that have incurred or are in the occurrence period at the end of reporting year and have not been intimated to the Operator by the end of reporting year.

The Operator is required, as per the SECP circular no. 9 of 2016 dated March 9, 2016 "Guidelines for Estimation of Incurred But Not Reported (IBNR) Claims Reserve, 2016" to estimate and maintain the provision for claims incurred but not reported for each class of business by using the prescribed method which is "Chain Ladder Method" or any other alternate method as allowed under the provisions of the Guidelines.

The actuarial valuation as at December 31, 2024 has been carried out by an independent firm of actuaries for determination of IBNR for each class of business.

4.16 Taxation

Income tax expense comprises current and deferred tax. Income tax expense is recognised in the Operator's profit and loss account, except to the extent that it relates to items recognised directly in equity or in the statement of comprehensive income, in which case it is recognised in equity or in the statement of comprehensive income respectively.

Current tax

Provision of current tax is based on the taxable income for the year determined in accordance with the prevailing law for taxation of income. The charge for current tax is calculated using prevailing tax rates or tax rates expected to apply to the profit for the year, if enacted. The charge for current tax also include adjustments, where considered necessary, to provision for tax made in previous years arising from assessments finalised during the current period for such years.

Deferred tax

Deferred tax is accounted for using the balance sheet liability method in respect of all temporary differences at the reporting date between the tax bases and carrying amounts of assets and liabilities for financial reporting purposes. Deferred tax liabilities are generally recognised for all taxable temporary differences and deferred tax assets are recognised to the extent that it is probable that taxable profits will be available against which the deductible temporary differences, unused tax losses and tax credits can be utilised.

Deferred tax assets and liabilities are measured at the tax rates that are expected to apply to the period when the asset is realised or the liability is settled, based on the tax rates (and tax laws) that have been enacted or substantively enacted at the reporting date.

4.17 Defined contribution plan

The Operator contributes to a provident fund scheme which covers all permanent employees. Equal contributions are made both by the Operator and the employees to the fund at the rate of 8.33 percent of basic salary.

4.18 Takaful surplus

Takaful surplus attributable to the participants is calculated after charging all direct cost and setting aside various reserves. Allocation to participants, if applicable, is made after adjustment of claims paid to them during the year.

4.19 Impairment of assets

Financial assets

A financial asset is considered to be impaired if objective evidence indicate that one or more events had a negative effect on the estimated future cash flow of that asset.

An impairment loss in respect of a financial asset measured at amortized cost is calculated as a difference between its carrying amount and the present value of estimated future cash flows discounted at the original effective interest rate. An impairment loss in respect of available for sale financial asset is calculated with reference to its current fair value.

Individually significant financial assets are tested for impairment on an individual basis. The remaining financial assets are assessed collectively in groups that share similar credit risk characteristics.

Non-financial assets

The carrying amounts of Operator's non-financial assets are reviewed at each statement of financial position date to determine whether there is any indication of impairment. If such indication exists, the recoverable amount of such asset is estimated. An impairment loss is recognized wherever the carrying amount of asset exceeds its recoverable amount. Impairment losses are recognized in profit and loss account. A previously recognized impairment loss is reversed only if there has been change in the estimates used to determine the asset's recoverable amount since the last impairment loss was recognized. If that is the case, the carrying amount of the asset is increased to its recoverable amount. That increased amount cannot exceed the carrying amount that would have been determined, net of depreciation, had no impairment loss been recognized for the asset in prior years. Such reversal is recognized in profit and loss account.

4.20 Management and direct expenses

Management expenses are allocated to various classes of business as deemed equitable by the management based on the detailed exercise carried out by the management on an annual basis.

Expenses not directly attributable to the underwriting business are charged under direct expenses.

4.21 Financial instruments

All the financial assets and financial liabilities are recognised at the time when the Operator becomes a party to the contractual provisions of the instrument and are derecognised when the Operator loses control of contractual rights that comprise the financial assets and in the case of financial liabilities when the obligation specified in the contract is discharged, cancelled or expired. At the time of initial recognition all financial assets and financial liabilities are measured at cost, which is the fair value of the consideration given or received for it. Any gain or loss on derecognition of financial assets and financial liabilities is taken to the profit and loss account in the period in which financial instrument is derecognised.

4.22 Provision for unearned wakala fee

The Operator manages the general takaful operations for the participants and charges wakala fee to PTF on gross contributions recognised for each class of business to meet the general and administrative expenses of the Operator including commissions to agents at following rates:

	2024	2023
Class	Percentage	
Fire and property damage	35%	35%
Marine, aviation and transport	35%	35%
Motor	35%	35%
Motor Ijara*	40%	40%
Health	25%	25%
Health Bancatakaful*	72%	72%
Miscellaneous	35%	35%

* The bancatakaful health and motor ijara policies are issued to financial institutions, the rates of which have been approved on the advice of shariah advisor.

Wakala fee is recognised as income in the Operator's Fund on the same basis on which the related contribution revenue is recognised. Unearned portion of wakala fee is recognised as a liability of the Operator's Fund.

4.23 Modarib's fee

The Operator manages the participants' investment as Modarib and charges 20 percent of the investment income and profit on bank balances earned by the PTF as Modarib's fee. It is recognised on the same basis on which related revenue is recognised.

4.24 Qard-e-Hasna

Qard-e-Hasna is provided by the OPF to PTF in case of deficit or to fulfil cash flow requirements.

5 CRITICAL ACCOUNTING ESTIMATES AND JUDGMENTS

5.1 Use of estimates and judgments

The preparation of financial statements in conformity with the accounting and reporting standards as applicable in Pakistan requires management to make judgments, estimates and assumptions that affect the reported amounts of assets and liabilities and income and expenses. It also requires management to exercise judgment in application of its accounting policies. The estimates and associated assumptions are based on historical experience and various other factors that are believed to be reasonable under the circumstances. These estimates and assumptions are reviewed on an ongoing basis. Revisions to accounting estimates are recognised in the period in which the estimate is revised if the revision affects only that period, or in the period of revision and future periods if the revision affects both current and future periods.

Significant accounting estimates and areas where judgments were made by the management in the application of accounting policies are as follows:

- a) provision for receivables related to takaful contracts (notes 4.7 and 14);
- b) provision for outstanding claims including IBNR (notes 4.15 and 21);
- c) contribution deficiency reserve (note 4.6);
- d) provision for unearned wakala fee (notes 4.22 and 24);
- e) residual values and useful lives of property and equipment and intangible assets (notes 4.1, 4.2, 6 and 7);
- f) taxation and deferred taxation (notes 4.16, 13 and 30).

2024

2023

Note(Rupees in '000).....

6 PROPERTY AND EQUIPMENTOperating assets 6.1 1,673 1,700**6.1 Operating assets**

OPF										
2024										
Cost				Depreciation				Written down value as at December 31, 2024	Depreciation rate %	
As at January 01, 2024	Addition / (disposals)	Adjustments	As at December 31, 2024	As at January 01, 2024	For the year / (disposals)	Adjustments	As at December 31, 2024			
..... (Rupees in '000)										
Furniture and fixtures	9,208	-	-	9,208	8,288	-	-	8,288	920	17%
Office equipment	5,788	-	-	5,788	5,149	12	-	5,161	627	17%
Computer equipment	884	-	-	884	743	15	-	758	126	25%
	<u>15,880</u>	<u>-</u>	<u>-</u>	<u>15,880</u>	<u>14,180</u>	<u>27</u>	<u>-</u>	<u>14,207</u>	<u>1,673</u>	

2023										
Cost				Depreciation				Written down value as at December 31, 2023	Depreciation rate %	
As at January 01, 2023	Addition / (disposals)	Adjustments	As at December 31, 2023	As at January 01, 2023	For the year / (disposals)	Adjustments	As at December 31, 2023			
..... (Rupees in '000)										
Furniture and fixtures	9,208	-	-	9,208	8,288	-	-	8,288	920	17%
Office equipment	6,193	-	-	5,788	5,500	14	-	5,149	639	17%
Computer equipment	816	(405) 68	-	884	734	(365) 9	-	743	141	25%
	<u>16,217</u>	<u>(337)</u>	<u>-</u>	<u>15,880</u>	<u>14,522</u>	<u>(342)</u>	<u>-</u>	<u>14,180</u>	<u>1,700</u>	

6.2 Cost of fully depreciated property and equipment still in use at the end of the year amounted to Rs. 15,729 thousands (2023: Rs. 15,729 thousands).

7 INTANGIBLE ASSETS

2024										
Cost				Amortisation				Written down value as at December 31, 2024	Depreciation rate %	
As at January 01, 2024	Addition / (disposals)	Adjustments	As at December 31, 2024	As at January 01, 2024	For the year / (disposals)	Adjustments	As at December 31, 2024			
..... (Rupees in '000)										
Computer software	<u>4,933</u>	<u>-</u>	<u>-</u>	<u>4,933</u>	<u>4,933</u>	<u>-</u>	<u>-</u>	<u>4,933</u>	<u>-</u>	5 years

2023										
Cost				Amortisation				Written down value as at December 31, 2023	Depreciation rate %	
As at January 01, 2023	Addition / (disposals)	Adjustments	As at December 31, 2023	As at January 01, 2023	For the year / (disposals)	Adjustments	As at December 31, 2023			
..... (Rupees in '000)										
Computer software	<u>4,933</u>	<u>-</u>	<u>-</u>	<u>4,933</u>	<u>4,695</u>	<u>238</u>	<u>-</u>	<u>4,933</u>	<u>-</u>	5 years

7.1 Cost of fully amortised intangible assets still in use at the end of the year amounted to Rs. 4,933 thousands (2023: Rs. 4,933 thousands).

8. INVESTMENT IN EQUITY SECURITIES - AVAILABLE-FOR-SALE

	Note	2024			2023		
		Cost / Carrying value	Impairment for the year	Market value	Cost / Carrying value	Impairment for the year	Market value
(Rupees in '000)							
OPF							
Related Parties							
Listed shares	8.1.1	9,457	-	11,902	2,049	-	2,191
Others							
Listed shares	8.1.2	216,741	-	328,785	80,604	1,378	96,321
Mutual funds	8.2	88	-	88	193,408	-	198,555
		226,286	-	340,775	276,061	1,378	297,067
PTF							
Related Parties							
Listed shares	8.3.1	15,681	-	19,645	2,703	-	2,921
Others							
Listed shares	8.3.2	285,010	-	459,603	119,815	-	148,334
Mutual funds	8.4	169	-	170	222,906	-	225,877
		300,860	-	479,418	345,424	-	377,132

8.1 Available-for-sale securities - OPF

8.1.1 Related parties

	Face value per share	Number of Shares		2024		2023	
		2024	2023	Cost / Carrying value	Market value	Cost / Carrying value	Market value
		(Rupees)					
(Rupees in '000)							
COMMERCIAL BANKS							
Meezan Bank Limited	10	14,500	-	3,486	3,509	-	-
PAPER & BOARD							
Cherat Packaging Limited	10	11,000	-	1,367	1,514	-	-
ENGINEERING							
International Steels Limited	10	51,500	30,000	3,493	4,963	2,049	2,191
CEMENT							
Cherat Cement Company Limited	10	7,000	-	1,111	1,916	-	-
				9,457	11,902	2,049	2,191

8.1.2 Name of investee company Others

	Face value per share	Number of Shares		2024		2023	
		2024	2023	Cost / Carrying value	Market value	Cost / Carrying value	Market value
		(Rupees)					
(Rupees in '000)							
Ordinary shares							
TEXTILE COMPOSITE							
Nishat Mills Limited	10	-	135,000	-	-	8,051	10,357
CEMENT							
Fauji Cement Company Limited	10	270,000	120,000	5,207	9,877	2,131	2,270
Maple Leaf Cement Factory Limited	10	-	50,000	-	-	2,062	1,946
Pioneer Cement Limited	10	45,000	-	9,444	9,047	-	-
D.G. Khan Cement Company Limited	10	167,000	-	14,387	17,522	-	-
Lucky Cement Limited	10	18,000	-	15,960	19,809	-	-
				44,998	56,255	4,193	4,216
AUTOMOBILE PARTS & ACCESSORIES							
Gandhara Tyre & Rubber Company Limited	10	270,000	-	11,497	13,851	-	-
Panther Tyres Limited	10	37,500	-	1,615	1,749	-	-
				13,112	15,600	-	-

Name of investee company Others	Face value per share	Number of Shares		2024		2023	
		2024	2023	Cost / Carrying value	Market value	Cost / Carrying value	Market value
		(Rupees)		(Rupees in '000)			
AUTOMOBILE ASSEMBLER							
Millat Tractors Limited	10	9,000	1,500	4,958	5,592	687	872
POWER GENERATION & DISTRIBUTION							
The Hub Power Company Limited	10	79,600	10,000	10,570	10,419	781	1,171
K-Electric Limited	4	1,590,000	-	8,319	8,904	-	-
				18,889	19,323	781	1,171
PHARMACEUTICALS							
AGP Limited	10	15,500	8,000	1,364	2,637	523	563
Ferozsons Laboratories Limited	10	10,500	-	2,970	3,521	-	-
Abbott Laboratories (Pakistan) Limited	10	13,600	-	14,909	16,835	-	-
The Searle Company Limited	10	112,000	-	6,744	11,700	-	-
GlaxoSmithKline Pakistan Limited	10	-	7,500	-	-	698	622
				25,987	34,692	1,221	1,185
OIL & GAS MARKETING COMPANIES							
Sui Northern Gas Pipelines Limited	10	84,000	65,000	5,069	9,403	3,292	4,779
Attock Petroleum Limited	10	10,000	10,000	3,552	5,544	3,552	3,785
Hi-Tech Lubricants Limited	10	123,000	-	4,585	6,298	-	-
Pakistan State Oil Company Limited	10	54,000	23,000	8,167	23,797	2,553	4,064
				21,373	45,042	9,397	12,628
OIL & GAS EXPLORATION COMPANIES							
Oil & Gas Development Company Limited	10	-	115,000	-	-	10,807	12,932
Pakistan Oilfields Limited	10	-	-	-	-	-	-
Pakistan Petroleum Limited	10	225,000	135,000	22,773	45,799	11,318	15,529
Mari Petroleum Company Limited	10	41,500	2,000	11,624	29,864	2,642	4,192
				34,397	75,663	24,767	32,653
FERTILIZER							
Engro Corporation Limited	10	46,000	33,000	14,252	20,483	9,519	9,732
Fatima Fertilizer Company Limited	10	47,500	-	2,602	3,718	-	-
Engro Fertilizers Limited	10	149,698	142,198	16,527	30,567	14,049	15,959
				33,381	54,768	23,568	25,691
TECHNOLOGY & COMMUNICATION							
Systems Limited	10	13,894	10,394	5,994	8,634	4,486	4,403
FOOD & PERSONAL CARE PRODUCTS							
The Organic Meat Company Limited	10	-	100,000	-	-	2,454	2,172
ENGINEERING							
International Industries Limited	10	27,000	-	4,319	4,814	-	-
Mughal Iron & Steels Products Limited	10	81,500	-	7,438	6,528	-	-
				11,757	11,342	-	-
CABLE & ELECTRICAL GOODS							
Fast Cables Limited	10	75,000	-	1,893	1,876	-	-
PROPERTY							
TPL Properties Limited	10	-	72,000	-	-	999	973
				216,741	328,785	80,604	96,321

8.2 Mutual funds - OPF

Name of the Fund	Number of Units		2024		2023	
	2024	2023	Cost / Carrying value	Market value	Cost / Carrying value	Market value
	(Rupees in '000)					
Faysal Islamic Cash Fund	167	307,321	18	18	30,732	30,732
ABL Islamic Cash Fund	5,204	4,340,801	53	53	43,408	43,408
Alhamra Islamic Money Market Fund	27	553,519	3	3	55,080	55,080
Alhamra Cash Management Optimizer	-	308,357	-	-	32,162	33,995
Al-Ameen Islamic Cash Fund Class B	-	317,534	-	-	32,026	35,340
Alhamra Daily Dividend Fund	115	-	12	12	-	-
Alfalah Islamic Money Market Fund Class A	6	-	1	1	-	-
Alfalah Islamic Rozana Amdani Fund	26	-	3	3	-	-
			88	88	193,408	198,555

8.3 Available-for-sale securities - PTF

8.3.1 Related Parties

	Face value per share	Number of Shares		2024		2023	
		2024	2023	Cost / Carrying value	Market value	Cost / Carrying value	Market value
		(Rupees)					
COMMERCIAL BANKS							
Meezan Bank Limited	10	24,800	-	5,962	6,001	-	-
PAPER & BOARD							
Cherat Packaging Limited	10	16,000	-	1,981	2,203	-	-
ENGINEERING							
International Steels Limited	10	87,498	40,000	5,993	8,431	2,703	2,921
CEMENT							
Cherat Cement Company Limited	10	11,000	-	1,745	3,010	-	-
				15,681	19,645	2,703	2,921

8.3.2 Name of investee company Others

	Face value per share	Number of Shares		2024		2023	
		2024	2023	Cost / Carrying value	Market value	Cost / Carrying value	Market value
		(Rupees)					
TEXTILE COMPOSITE							
Nishat Mills Limited	10	-	200,000	-	-	10,998	15,344
CEMENT							
Lucky Cement Limited	10	28,500	-	25,250	31,364	-	-
Maple Leaf Cement Factory Limited	10	-	130,000	-	-	5,066	5,060
Fauji Cement Company Limited	10	560,000	240,000	11,307	20,485	4,265	4,541
D.G. Khan Cement Company Limited	10	116,000	-	9,875	12,171	-	-
				46,432	64,019	9,331	9,601
POWER GENERATION & DISTRIBUTION							
The Hub Power Company Limited	10	126,000	20,000	16,639	16,492	1,562	2,342
K-Electric Limited	4	1,520,000	-	7,512	8,512	-	-
				24,151	25,004	1,562	2,342
CABLE & ELECTRICAL GOODS							
Fast Cables Limited	10	130,000	-	3,282	3,251	-	-
AUTOMOBILE ASSEMBLER							
Millat Tractors Limited	10	15,000	3,500	8,375	9,319	1,604	2,034

Name of investee company Others	Face value per share	Number of Shares		2024		2023	
		2024	2023	Cost / Carrying value	Market value	Cost / Carrying value	Market value
		(Rupees)		(Rupees in '000)			
AUTOMOBILE PARTS & ACCESSORIES							
Ghandhara Tyre & Rubber Company Limited	10	230,000	-	9,306	11,799	-	-
Panther Tyres Limited	10	42,500	-	1,817	1,982	-	-
				11,123	13,781	-	-
PHARMACEUTICALS							
AGP Limited	10	26,000	15,000	2,260	4,423	999	1,055
Ferozsons Laboratories Limited	10	16,600	-	4,696	5,567	-	-
Abbott Laboratories (Pakistan) Limited	10	14,200	-	15,387	17,578	-	-
The Searle Company Limited	10	177,000	-	10,677	18,489	-	-
GlaxoSmithKline Pakistan Limited	10	-	15,000	-	-	1,397	1,245
				33,020	46,057	2,396	2,300
FERTILIZER							
Engro Corporation Limited	10	73,000	50,000	21,889	32,505	13,101	14,746
Fatima Fertilizer Company Limited	10	82,500	-	4,504	6,458	-	-
Engro Fertilizers Limited	10	213,000	200,500	23,760	43,492	19,885	22,502
				50,153	82,455	32,986	37,248
OIL & GAS MARKETING COMPANIES							
Sui Northern Gas Pipelines Limited	10	135,000	107,000	8,316	15,112	5,735	7,867
Attock Petroleum Limited	10	7,500	7,500	2,200	4,158	2,200	2,839
Hi-Tech Lubricants Limited	10	186,000	-	6,917	9,523	-	-
Pakistan State Oil Company Limited	10	82,000	48,000	13,007	36,137	6,832	8,482
				30,440	64,930	14,767	19,188
ENGINEERING							
International Industries Limited	10	22,000	-	3,570	3,922	-	-
Mughal Iron & Steels Products Limited	10	120,000	-	10,918	9,612	-	-
				14,488	13,534	-	-
PROPERTY							
TPL Properties Limited	10	-	150,000	-	-	2,090	2,028
TECHNOLOGY & COMMUNICATION							
Systems Limited	10	22,000	16,500	9,364	13,672	6,993	6,989
FOOD & PERSONAL CARE PRODUCTS							
The Organic Meat Company Limited	10	-	150,000	-	-	3,681	3,258
OIL & GAS EXPLORATION COMPANIES							
Oil & Gas Development Company Limited	10	-	160,000	-	-	14,334	17,992
Pakistan Oilfields Limited	10	-	-	-	-	-	-
Pakistan Petroleum Limited	10	354,000	188,000	34,776	72,057	13,426	21,626
Mari Petroleum Company Limited	10	71,600	4,000	19,405	51,524	5,647	8,384
				54,181	123,581	33,407	48,002
				285,010	459,604	119,815	148,334

8.4 Mutual funds - PTF

Name of the Fund	Number of Units		2024		2023	
	2024	2023	Cost / Carrying value	Market value	Cost / Carrying value	Market value
	(Rupees in '000)		(Rupees in '000)			
Faysal Islamic Cash Fund	338	-	37	37	-	-
ABL Islamic Cash Fund	10,277	8,338,182	104	104	83,382	83,382
Alhamra Islamic Money Market Fund	52	878,206	5	5	87,390	87,390
Alhamra Cash Management Optimizer	-	499,840	-	-	52,134	55,105
Alhamra Daily Dividend Fund	212	-	21	21	-	-
Alfalah Islamic Money Market Fund Class A	7	-	1	1	-	-
Alfalah Islamic Rozana Amdani Fund	21	-	2	2	-	-
			169	170	222,906	225,877

9 INVESTMENTS IN DEBT SECURITIES

Government securities

	Number of units		2024		2023	
	2024	2023	Cost / Carrying value	Market value	Cost / Carrying value	Market value
 (Rupees in '000)					
OPF						
Available-for-sale						
GOP Ijara Sukuk	27,889	-	135,377	139,170	-	-
PTF						
Available-for-sale						
GOP Ijara Sukuk	45,000	-	217,368	223,497	-	-

9.1 Government securities - available-for-sale

OPF

No. of Units	Face value	Profit rate	Profit payment	Type of security	Maturity date	2024		2023	
						Cost / Carrying value	Market value	Cost / Carrying value	Market value
(Rupees)		%			 (Rupees in '000)			
4,769	23,845,000	19.50	On maturity	GOP Ijara Sukuk	22-01-2025	23,621	23,702	-	-
2,500	12,500,000	19.89	On maturity	GOP Ijara Sukuk	23-05-2025	11,693	12,053	-	-
8,020	40,100,000	18.50	On maturity	GOP Ijara Sukuk	27-06-2025	37,063	38,015	-	-
7,000	35,000,000	13.89	Semi annually	GOP Ijara Sukuk	27-06-2025	35,000	36,446	-	-
1,400	7,000,000	13.85	Semi annually	GOP Ijara Sukuk	27-06-2025	7,000	7,436	-	-
4,200	21,000,000	12.53	Semi annually	GOP Ijara Sukuk	27-06-2025	21,000	21,519	-	-
27,889						135,377	139,170	-	-

PTF

No. of Units	Face value	Profit rate	Profit payment	Type of security	Maturity date	2024		2023	
						Cost / Carrying value	Market value	Cost / Carrying value	Market value
(Rupees)		%			 (Rupees in '000)			
6,000	30,000,000	19.50	On maturity	GOP Ijara Sukuk	22-01-2025	29,718	29,820	-	-
4,000	20,000,000	19.89	On maturity	GOP Ijara Sukuk	23-05-2025	18,709	19,284	-	-
16,000	80,000,000	18.50	On maturity	GOP Ijara Sukuk	27-06-2025	73,941	75,840	-	-
10,000	50,000,000	13.89	Semi annually	GOP Ijara Sukuk	27-06-2025	50,000	52,065	-	-
2,000	10,000,000	13.85	Semi annually	GOP Ijara Sukuk	27-06-2025	10,000	10,623	-	-
7,000	35,000,000	12.53	Semi annually	GOP Ijara Sukuk	27-06-2025	35,000	35,865	-	-
45,000						217,368	223,497	-	-

10 LOANS AND OTHER RECEIVABLES

	OPF		PTF	
	2024	2023	2024	2023
..... (Rupees in '000)				
Accrued investment income	4,417	-	8,020	3,939
Sales tax recoverable	550	118	4,314	4,477
Medical claims recoverable	-	-	5,930	285
Other receivables	102	16	101	27,119
	5,069	134	18,365	35,820

11 TAKAFUL / RE-TAKAFUL RECEIVABLES
Unsecured and considered good

	Note	2024	2023
	 (Rupees in '000)	
Due from takaful participants holders	11.1	557,818	436,131
Less: provision for impairment of receivables from takaful participants holders		(30,780)	(12,627)
Due from other takaful / re-takaful operators		51,241	33,862
		578,279	457,366

11.1 This includes Rs. 2,600 thousands (2023: Rs. 518 thousands) receivable from related parties.

11.2 This includes Rs. nil (2023: Rs. 2,207 thousands) receivable from a related party.

12 RECEIVABLE / (PAYABLE) [Current account between OPF and PTF]

	OPF		PTF	
	2024	2023	2024	2023
 (Rupees in '000)			
Wakala fee	187,153	130,498	(187,153)	(130,498)
Modarib fee	6,479	10,862	(6,479)	(10,862)
	193,632	141,360	(193,632)	(141,360)

13 DEFERRED TAXATION

	Note	OPF	
		2024	2023
	(Rupees in '000).....	
Deferred (credits) / debits arising in respect of: revaluation of available-for-sale equity investments	13.1	(46,129)	(8,193)
13.1 The movement in deferred tax (liability) / asset is as follows:			
Opening deferred tax (liability) / asset		(8,193)	192
Charge to the statement of comprehensive income		(37,936)	(8,385)
Closing deferred tax (liability)		(46,129)	(8,193)

14 PREPAYMENTS

	Note	OPF		PTF	
		2024	2023	2024	2023
	 (Rupees in '000)		Restated	
Prepaid re-takaful contribution ceded\		-	-	113,003	80,709
Prepaid miscellaneous expenses		1,600	1,429	-	-
		1,600	1,429	113,003	80,709

15 CASH AND BANK

Cash and cash equivalent Policy, revenue stamps and bond papers		11	6	2,181	2,236
Cash at bank					
Current accounts		-	-	13,012	7,114
Savings accounts	15.1	293,421	387,275	842,961	739,686
	15.2 & 15.3	293,421	387,275	855,973	746,800
		293,432	387,281	858,154	749,036

15.1 Savings accounts carry profit rates ranging from 9.70% to 20.10% (2023: 8.82% to 20.10%) per annum.

15.2 Cash at bank of OPF includes Rs. 179,490 thousands (2023: Rs. 159,138 thousands) held with a related party. Savings account with related party carry profit at the rate 9.70% (2023: 8.82%) per annum.

15.3 Cash at bank of PTF includes Rs. 302,454 thousands (2023: Rs. 220,036 thousands) held with related parties. Savings accounts with related parties carry profits ranging from 9.70% to 20.10% (2023: 8.82% to 20.10%) per annum.

16 TAKAFUL / RE-TAKAFUL PAYABLES

	PTF	
	2024	2023
(Rupees in '000).....	
Due to takaful participants / re-takaful payable	418,722	315,229

17 OTHER CREDITORS AND ACCRUALS

	OPF		PTF	
	2024	2023	2024	2023
 (Rupees in '000)			
Agents commission payable	85,474	71,656	-	-
Federal excise duty / sales tax	-	-	15,710	12,592
Federal takaful fee	-	-	2,350	1,135
Accrued expenses	6,942	2,283	11,748	7,089
Other tax payables	977	955	877	811
Miscellaneous	478	3,808	19,284	14,635
	93,871	78,702	49,969	36,262

18 CONTINGENCIES AND COMMITMENTS

The status of contingencies and commitments remains unchanged as disclosed in the annual audited financial statements as at December 31, 2023, except for the following:

18.1 Sindh Revenue Board (SRB) vide notification no. SRB 3-4/5/2019 dated May 8, 2019, extended the exemption on health insurance till June 30, 2019. Subsequently, health insurance was made taxable from July 1, 2019. With effect from November 1, 2018 the Punjab Revenue Authority (PRA) withdrew its exemption health insurance and made the same subject to Punjab Sales Tax (PST). The Company collectively through the forum of Insurance Association of Pakistan ("IAP") filed a constitutional petition in the Lahore High Court (LHC) and in the High Court of Sindh (SHC) at Karachi on September 28, 2019 and November 28, 2019 against PRA and SRB respectively on the following main contentions:

- Substantiating the Company's view that insurance is not a service but in fact, in sum and substance, a contingent contract under which payment is made on the occurrence of the event, specified in the term of contract or policy, and is thus a financial arrangement. Superior courts in foreign jurisdictions have held that insurance is not a service.
- A question of constitutionality arose on the levy of provincial sales tax on health insurance, which in their view, was a federal subject, since the Federation has retained a legislative mandate over all laws relating to insurance under Entry 29 of the said List, therefore, only the Federation is entitled to levy and any tax in relation to insurance business; and
- If the entire Gross Written Premium (GWP) was subjected to the provincial sales tax, this was akin to a direct tax on the policyholders, in the nature of income tax, wealth tax or capital value tax, all of which fall exclusively within the domain of Federal Legislature.

Shortly after the end of 2024, the Hon'ble SHC dismissed the case merely on technical grounds and without considering the merits of the arguments that forms the basis of the petition, essentially directing the petitioners to re-approach SRB regarding show cause notices issued by the department on the matter of taxability of health insurance. However, it has been unanimously decided by the industry, through the platform of Insurance Association of Pakistan (IAP), to refer the case to and file a constitutional petition in the Supreme Court of Pakistan.

Based on the opinion of the legal advisors, the Company has neither billed its customers, nor recognized the liability for PST and SST, amounting to Rs. 195,482 thousands (December 31, 2023: Rs. 71,094 thousands) as the management is confident about the favorable outcome of the case..

18.2 There were no contingencies and commitments outstanding as at December 31, 2024 and December 31, 2023 other than that disclosed above.

PTF	
2024	2023

19 NET CONTRIBUTION REVENUE

	Restated	
	2024	2023
(Rupees in '000).....	
Written gross contribution	2,669,910	2,288,204
Less: Wakala fee	873,107	747,804
Contribution net of Wakala fee	1,796,803	1,540,400
Add: Unearned contribution reserve - opening	560,053	438,348
Less: Unearned contribution reserve - closing	729,857	560,053
Contribution earned	1,626,999	1,418,696

PTF	
2024	2023

Restated

.....(Rupees in '000).....

Less:

Re-takaful contribution ceded	498,816	420,319
Add: Prepaid re-takaful contribution - opening	80,709	55,550
Less: Prepaid re-takaful contribution - closing	113,003	80,709
Re-takaful expense	466,522	395,160
Net contribution	1,160,477	1,023,535

20 RE-TAKAFUL REBATE EARNED

Re-takaful rebate / commission received	42,175	29,030
Add: Unearned re-takaful rebate / commission - opening	12,835	8,585
Less: Unearned re-takaful rebate / commission - closing	11,100	12,835
	43,910	24,780

21 TAKAFUL BENEFITS / CLAIMS EXPENSE

.....(Rupees in '000).....

Benefits / claims paid	1,390,750	1,327,924
Add: Outstanding benefits / claims including IBNR - closing	658,765	595,068
Less: Outstanding benefits / claims including IBNR - opening	595,068	691,467
Claims expense	1,454,447	1,231,525
Less:		
Re-takaful and other recoveries received	119,353	171,823
Add: Re-takaful and other recoveries in respect of outstanding claims - closing	268,360	262,572
Less: Re-takaful and other recoveries in respect of outstanding claims - opening	262,572	387,548
Re-takaful and other recoveries revenue	125,141	46,847
Net claims expense	1,329,306	1,184,678

22 BENEFIT / CLAIM DEVELOPMENT

The Operator maintains adequate reserves in respect of its takaful business in order to protect against adverse future claims experience and developments. The uncertainties about the amount and timing of claim payments are normally resolved within one year. The following table shows the development of the claims over a period of time. All amounts are presented in gross numbers before re-takaful.

Accident Year	2019 & prior	2020	2021	2022	2023	2024 (including IBNR)	Total
..... (Rupees in '000)							
Gross estimate of ultimate claims cost:							
- At end of accident year	1,523,460	1,025,814	775,904	995,379	1,193,176	1,564,499	
- One year later	1,520,122	990,279	724,663	1,001,645	1,201,703	-	
- Two years later	1,508,903	974,281	717,584	987,298	-	-	
- Three years later	1,504,832	973,114	715,957	-	-	-	
- Four years later	1,500,384	973,600	-	-	-	-	
- Five years later	1,497,217	-	-	-	-	-	
Current estimate of cumulative claims	1,497,217	973,600	715,957	987,298	1,201,703	1,564,499	6,940,274
Cumulative payments to date	(1,496,487)	(731,604)	(699,819)	(964,102)	(1,170,541)	(1,218,956)	(6,281,509)
Liability recognised in the statement of financial position	730	241,996	16,138	23,196	31,162	345,543	658,765

22.1 The provision for IBNR on the basis of actuarial valuation carried out as at December 31, 2024 amounted to Rs 89,513 thousands (2023: Rs 99,923 thousands).

		OPF	
		2024	2023
23	COMMISSION EXPENSE		Restated
	(Rupees in '000).....	
	Commission paid or payable	253,662	208,193
	Add: Deferred commission expense - opening	82,019	68,759
	Less: Deferred commission expense - closing	106,821	82,019
		<u>228,860</u>	<u>194,933</u>
24	WAKALA FEE INCOME		
	Gross Wakala fee	873,107	747,804
	Add: Unearned Wakala fee - opening	292,020	234,488
	Less: Unearned Wakala fee - closing	335,856	292,020
		<u>829,271</u>	<u>690,272</u>

24.1 Wakala fee has been charged by OPF to PTF for managing the general takaful operations. Rates of Wakala fee for each class of business have been disclosed in note 4.22 to these financial statements.

		OPF	
		2024	2023
25	GENERAL, ADMINISTRATIVE AND MANAGEMENT EXPENSES		
	(Rupees in '000).....	
		Note	
	Employee benefit cost	25.1	240,227
	Travelling expenses		3,886
	Advertisement and sales promotion		6,618
	Printing and stationery		27,518
	Depreciation	25.2	2,779
	Amortisation	25.3	2,017
	Rent, rates and taxes	25.4	7,523
	Legal and professional charges - business related		3,849
	Electricity, gas and water		5,144
	Entertainment		1,118
	Office repairs and maintenance		1,463
	Bank charges		579
	Postage, telegrams and telephone		2,009
	Shariah Advisor's fee		4,000
	Annual supervision fee to the SECP		4,976
	Miscellaneous		15,142
		25.5	<u>328,848</u>
			<u>192,638</u>
25.1	Employee benefit cost		
	Salaries, allowance and other benefits	25.1.1	230,519
	Charges for post employment benefit	25.1.2	9,708
			<u>240,227</u>
			<u>137,871</u>

25.1.1 This includes Rs. 12,666 thousands (2023: Rs. 3,927 thousands) in respect of remuneration of key management personnel and allocation of personnel expenses amounting to Rs. 194,736 thousands (2023: Rs. 106,304 thousands) charged by the Operator.

25.1.2 This represents Rs. 5,733 thousands (2023: Rs. 1,732 thousands) being contribution for employees' provident fund and allocation of Rs. 3,975 thousands (2023: Rs. 2,298 thousands) charged by the Operator in respect of defined benefit plan - employees' gratuity. Detailed disclosures as required under General Takaful Accounting Regulations, 2019, have been presented on a collective basis in the separate financial statements of the Operator.

		OPF	
		2024	2023
25.2	Depreciation		
	(Rupees in '000).....	
		Note	
	Depreciation charged during the year	6	27
	Add: depreciation allocated by the Company and common back office		2,752
			<u>2,779</u>
			<u>3,796</u>
25.3	Amortisation		
	Amortisation charged during the year	7	-
	Add: amortisation allocated by the Company and common back office		2,017
			<u>2,017</u>
			<u>1,463</u>

25.4 This includes rent amounting to Rs. 1,479 thousands (2023: Rs. 1,336 thousands) paid to the Operator.

25.5 This includes costs amounting to Rs. 271,487 thousands (2023: Rs. 149,084 thousands) with respect to the allocation of expenses to the Operations by the Operator in accordance with the exercise carried out by the management.

26	INVESTMENT INCOME	Note	OPF		PTF	
			2024	2023	2024	2023
		 (Rupees in '000)			
	Income from equity securities					
	Available-for-sale					
	Dividend income		517	-	825	-
	- related parties		33,800	33,667	41,888	57,387
	- others					
			34,317	33,667	42,713	57,387
	Income from GOP Ijara Sukuk					
	Profit on Sukuk		10,325	-	16,284	-
			44,642	33,667	58,997	57,387
	Net realised gains on investments					
	Available-for-sale					
	Realised gain on sale of equity securities		36,004	3,999	41,414	4,852
	Realised loss on sale of equity securities		(1,676)	-	(3,047)	(61)
			34,328	3,999	38,367	4,791
	Total investment income		78,970	37,666	97,364	62,178
	less: Impairment in value of available-for-sale equity securities		-	(1,378)	-	-
	Less: investment related expenses		(40)	-	(2,008)	-
			78,930	36,288	95,356	62,178

27	OTHER INCOME	Note	OPF		PTF	
			2024	2023	2024	2023
		 (Rupees in '000)			
	Return on bank balances	27.1 & 27.2	70,299	52,944	117,521	112,492
	Gain on sale of fixed assets		-	30	-	-
	Miscellaneous		1	(100)	133	(941)
			70,300	52,874	117,654	111,551

27.1 This includes Rs. 33,745 thousands (2023: Rs. 18,829 thousands) profit on bank balances - OPF held with a related party.

27.2 This includes Rs. 31,863 thousands (2023: Rs. 21,393 thousands) profit on bank balances - PTF held with related parties.

28 MODARIB'S FEE

The Operator manages the participants' investments as a Modarib and charges 20% (2023: 20%) Modarib's share of the investment income (including profit on bank balances) earned by the PTF.

29	DIRECT EXPENSES	Note	OPF	
			2024	2023
		(Rupees in '000).....	
	Auditors' remuneration (other than shariah audit)	29.1	2,268	1,927
	Shariah audit fee		759	759
	Non-shariah compliant income		240	142
			3,267	2,828
29.1	Auditors' remuneration			
	Audit fee		1,891	1,391
	Out-of-pocket expenses		377	536
			2,268	1,927

30 TAXATION

The current tax charge for the year is Rs. 133,429 thousand at the normal tax rate of 29 percent (2023: Rs. 122,951 thousand at the tax rate of 29 percent) and super tax at the rate of 10 percent (2023: 10 percent), hence no tax reconciliation has been made. Deferred tax on unrealized gain / (loss) on available-for-sale investments has been stated separately.

31 COMPENSATION OF HEAD OF WINDOW TAKAFUL OPERATIONS AND EXECUTIVES

	Head of Window Takaful Operations		Executives	
	2024	2023	2024	2023
 (Rupees in '000)			
Managerial remuneration	8,190	3,152	10,310	7,072
Leave encashment	349	-	441	235
Bonus	1,361	-	1,609	877
Contribution to defined contribution plan	451	169	542	347
Medical	80	-	495	-
Conveyance	1,751	584	3,498	2,809
Others	52	22	159	109
	12,234	3,927	17,054	11,449
Number of persons	1	1*	9	6

Executives mean employees, other than the Chief Executive and Directors, whose basic salary exceed twelve hundred thousand rupees in a financial year.

* During previous year, Syed Ovais Bin Alam was appointed as the Head of Window Takaful Operations with effect from July 15, 2023.

32 RELATED PARTY TRANSACTIONS

Related parties comprise of the Operator, associated companies, companies under common control, companies with common directors, major shareholders, employees' retirement benefit plans, directors and key management personnel of the Operator. All transactions involving related parties arising in the normal course of business are conducted at commercial terms and conditions. The transactions and balances with related parties / associated companies, other than those which have been disclosed elsewhere in these financial statements, are as follows:

	OPF		PTF	
	2024	2023	2024	2023
 (Rupees in '000)			
Note				
Associated companies / undertakings				
Contribution written	-	-	183,428	11,683
Takaful contribution received / adjusted during the year	-	-	174,525	11,901
Claim paid	-	-	10,436	209
Purchase of goods / services	-	157	-	-
Rent paid 32.1	1,479	1,336	-	-
Reimbursement of expenses 32.2	269,831	149,085	-	-
Others				
Contributions to staff retirement plans	9,708	4,030	-	-

32.1 This represents rent paid to the Operator.

32.2 These expenses pertain to accident and health business common back office operations jointly shared with Jubilee Life Insurance Company Limited and an allocation of management expenses including personnel expenses from the Company to the Operator.

SEGMENT INFORMATION

Segment information is prepared in accordance with the requirements of the Insurance Ordinance, 2000 and the General Takaful Accounting Regulations, 2019 for class wise revenues, results, assets and liabilities:

	2024 - PTF					
	Fire and property damage	Marine, aviation and transport	Motor	Accident and health	Miscellaneous	Total
 (Rupees in '000)					
Contribution received / receivable (inclusive of Federal Excise Duty, Federal Takaful Fee and Administrative surcharge)	556,685	349,802	912,071	1,048,807	100,773	2,968,139
Less: Federal excise duty	72,344	39,844	115,940	-	12,784	240,912
Federal takaful fee	4,785	2,795	7,863	10,379	870	26,692
Others	598	27,643	1,762	544	77	30,624
Gross written contribution (inclusive of administrative surcharge)	478,958	279,520	786,506	1,037,884	87,042	2,669,910
Gross direct contribution	476,313	270,348	770,229	1,037,884	86,216	2,640,990
Administrative surcharge	2,645	9,172	16,277	-	826	28,920
	478,958	279,520	786,506	1,037,884	87,042	2,669,910
Takaful contribution earned	288,018	86,274	500,934	698,705	53,069	1,626,999
Takaful contribution ceded to re-takaful	(309,693)	(102,676)	(30,863)	-	(23,290)	(466,522)
Net takaful contribution	(21,675)	(16,402)	470,071	698,705	29,779	1,160,477
Re-takaful rebate	40,276	1,164	1,012	-	1,458	43,910
Net underwriting income	18,602	(15,239)	471,083	698,705	31,236	1,204,387
Takaful claims	(208,753)	(120,013)	(306,292)	(804,771)	(14,618)	(1,454,447)
Takaful claims recovered from re-takaful	127,444	4,884	(8,649)	-	1,462	125,141
Net claims	(81,309)	(115,129)	(314,941)	(804,771)	(13,156)	(1,329,306)
Other direct expenses	(4,015)	(3,331)	(8,485)	(5,877)	(1,077)	(22,785)
(Deficit) / surplus before investment income	(66,722)	(133,699)	147,657	(111,943)	17,003	(147,704)
Net investment income						95,356
Other income						117,654
Modarib share of investment income						(42,575)
Surplus transferred to balance of PTF						22,731
Corporate segment assets	526,671	40,752	285,692	336,841	38,891	1,228,847
Corporate unallocated assets						1,646,086
Total assets	526,671	40,752	285,692	336,841	38,891	2,874,933
Corporate segment liabilities	686,064	233,927	637,866	784,574	100,949	2,443,380
Corporate unallocated liabilities						(7,338)
Total liabilities	686,064	233,927	637,866	784,574	100,949	2,436,042
 (Rupees in '000)					
	2024 - OPF					
	Fire and property damage	Marine, aviation and transport	Motor	Accident and health	Miscellaneous	Total
 (Rupees in '000)					
Wakala fee	154,264	93,545	273,036	279,210	29,217	829,271
Commission expense	(58,361)	(27,924)	(63,668)	(73,361)	(5,547)	(228,861)
General, administrative and management expenses	(57,950)	(48,078)	(122,460)	(84,817)	(15,542)	(328,848)
	37,953	17,542	86,908	121,032	8,128	271,563
Modarib share of PTF investment income						42,575
Investment income						78,930
Direct expenses						(3,267)
Other income						70,300
Profit before tax						460,101
Taxation						(180,517)
Profit after tax						279,584
Corporate segment assets	62,959	41,341	87,393	99,560	9,201	300,454
Corporate unallocated assets						781,718
Total assets	62,959	41,341	87,393	99,560	9,201	1,082,172
Corporate segment liabilities	91,439	23,705	148,392	150,782	15,409	429,727
Corporate unallocated liabilities						185,395
Total liabilities	91,439	23,705	148,392	150,782	15,409	615,122

	2023 - PTF (Restated)					
	Fire and property damage	Marine, aviation and transport	Motor	Accident and health	Miscellaneous	Total
 (Rupees in '000)					
Contribution received / receivable (inclusive of Federal Excise Duty, Federal Takaful Fee and administrative surcharge)	447,573	228,780	860,546	884,757	96,971	2,518,627
Less: Federal excise duty	55,196	26,332	102,022	-	11,263	194,813
Federal takaful fee	3,882	1,891	7,454	8,756	841	22,824
Others	298	11,450	608	407	23	12,786
Gross written contribution (inclusive of administrative surcharge)	<u>388,197</u>	<u>189,107</u>	<u>750,462</u>	<u>875,594</u>	<u>84,844</u>	<u>2,288,204</u>
Gross direct contribution	385,943	182,672	733,860	875,594	84,132	2,262,201
Administrative surcharge	2,254	6,435	16,602	-	712	26,003
	<u>388,197</u>	<u>189,107</u>	<u>750,462</u>	<u>875,594</u>	<u>84,844</u>	<u>2,288,204</u>
Takaful contribution earned	218,653	120,766	464,073	560,577	54,627	1,418,696
Takaful contribution ceded to re-takaful	(232,400)	(76,886)	(43,127)	-	(42,747)	(395,160)
Net takaful contribution	<u>(13,747)</u>	<u>43,880</u>	<u>420,946</u>	<u>560,577</u>	<u>11,880</u>	<u>1,023,536</u>
Re-takaful rebate	22,772	703	149	-	1,155	24,780
Net underwriting income	9,025	44,582	421,095	560,577	13,035	1,048,315
Takaful claims	(110,794)	(45,899)	(351,276)	(696,889)	(26,667)	(1,231,525)
Takaful claims recovered from re-takaful	16,783	617	24,452	-	4,995	46,847
Net claims	<u>(94,011)</u>	<u>(45,282)</u>	<u>(326,824)</u>	<u>(696,889)</u>	<u>(21,672)</u>	<u>(1,184,678)</u>
Other direct expenses	(973)	(994)	(2,976)	(1,478)	(390)	(6,811)
(Deficit) / surplus before investment income	<u>(85,959)</u>	<u>(1,694)</u>	<u>91,295</u>	<u>(137,790)</u>	<u>(9,027)</u>	<u>(143,174)</u>
Net investment income						62,178
Other income						111,551
Modarib share of investment income						(34,934)
Surplus transferred to balance of PTF						<u>(4,379)</u>
Corporate segment assets	449,104	50,653	277,865	279,075	35,970	1,092,667
Corporate unallocated assets						1,161,988
Total assets	<u>449,104</u>	<u>50,653</u>	<u>277,865</u>	<u>279,075</u>	<u>35,970</u>	<u>2,254,655</u>
Corporate segment liabilities	572,630	105,890	584,721	619,132	109,104	1,991,477
Corporate unallocated liabilities						(0)
Total liabilities	<u>572,630</u>	<u>105,890</u>	<u>584,721</u>	<u>619,132</u>	<u>109,104</u>	<u>1,991,477</u>
 (Rupees in '000)					
	2023 - OPF (Restated)					
	Fire and property damage	Marine, aviation and transport	Motor	Accident and health	Miscellaneous	Total
 (Rupees in '000)					
Wakala fee	117,796	64,284	254,727	224,667	28,797	690,271
Commission expense	(44,789)	(28,909)	(59,329)	(56,595)	(5,311)	(194,933)
General, administrative and management expenses	<u>(27,528)</u>	<u>(28,106)</u>	<u>(84,163)</u>	<u>(41,802)</u>	<u>(11,039)</u>	<u>(192,638)</u>
	<u>45,479</u>	<u>7,268</u>	<u>111,235</u>	<u>126,271</u>	<u>12,447</u>	<u>302,700</u>
Modarib share of PTF investment income						34,934
Investment income						36,288
Direct expenses						(2,828)
Other income						52,874
Profit before tax						423,968
Taxation						(177,232)
Profit after tax						<u>246,736</u>
Corporate segment assets	46,968	16,430	78,229	73,874	7,878	223,379
Corporate unallocated assets						687,611
Total assets	<u>46,968</u>	<u>16,430</u>	<u>78,229</u>	<u>73,874</u>	<u>7,878</u>	<u>910,990</u>
Corporate segment liabilities	73,959	16,158	142,507	123,970	14,128	370,722
Corporate unallocated liabilities						172,565
Total liabilities	<u>73,959</u>	<u>16,158</u>	<u>142,507</u>	<u>123,970</u>	<u>14,128</u>	<u>543,287</u>

34. MOVEMENT IN INVESTMENTS

	Held to maturity		Available for sale		Total	
	OPF	PTF	OPF	PTF	OPF	PTF
	(Rupees in '000)					
Balance as at January 1, 2023	-	-	202,409	383,601	202,409	383,601
Additions	-	-	309,197	338,037	309,197	338,037
Disposals	-	-	(235,817)	(400,748)	(235,817)	(400,748)
Fair value net gains (excluding net realised gains)	-	-	22,656	56,242	22,656	56,242
Impairment losses	-	-	(1,378)	-	(1,378)	-
Balance as at January 1, 2024	-	-	297,067	377,132	297,067	377,132
Additions*	-	-	531,778	727,317	531,778	727,317
Disposals	-	-	(446,174)	(554,515)	(446,174)	(554,515)
Fair value net gains (excluding net realised gains)	-	-	97,274	152,982	97,274	152,982
Impairment losses	-	-	-	-	-	-
Balance as at December 31, 2024	-	-	479,945	702,916	479,945	702,916

* including dividend re-invested

35. MANAGEMENT OF TAKAFUL RISK AND FINANCIAL RISK

35.1 Takaful risk

The risk under any takaful contract is the possibility that the covered event occurs, the uncertainty in the amount of compensation to the participant and the actual claims and benefit payments exceed the carrying amount of takaful liabilities. Generally, most takaful contracts carry the takaful risk for a period of one year (refer note 3.3). By the very nature of a takaful contract, the risk is random and therefore, unpredictable.

The Operator accepts takaful through issuance of general takaful contracts. For these general takaful contracts the most significant risks arise from fire, atmospheric disturbance, earthquake, terrorist activities and other catastrophes. For health takaful contracts, significant risks arise from epidemics.

The Operator's risk exposure is mitigated by employing a comprehensive framework to identify, assess, manage and monitor risk. This framework includes implementation of underwriting strategies which aim to ensure that the underwritten risks are well diversified in terms of type and amount of the risk. Adequate re-takaful is arranged to mitigate the effect of the potential loss from individual to large or catastrophic insured events. Further, the Operator adopts strict claim review policies including active management and prompt pursuing of the claims, regular detailed review of claim handling procedures and frequent investigation of possible false claims to reduce the takaful risk.

35.1.1 Frequency and severity of claims

Risk associated with general takaful contracts includes the reasonable possibility of significant loss as well as the frequent occurrence of the takaful events. This has been managed by having in place underwriting strategy, re-takaful arrangements and proactive claim handling procedures.

Concentration risk

The Operator monitors concentration of takaful risks primarily by class of business. The table below sets out the concentration of the claims and contribution liabilities (in percentage terms) by class of business at financial statement date:

Class	2024			
	Gross claim liabilities	Net claim liabilities	Gross contribution liabilities	Net contribution liabilities
	%			
Fire and property damage	52.20	21.24	22.99	7.94
Marine, aviation and transport	11.60	19.42	3.35	2.47
Motor	14.92	23.96	33.03	39.87
Accident and health	14.79	24.95	36.13	46.30
Miscellaneous	6.49	10.43	4.50	3.42
	100.00	100.00	100.00	100.00

Class	2023			
	Gross claim liabilities	Net claim liabilities	Gross contribution liabilities	Net contribution liabilities
 %			
Fire and property damage	51.80	19.94	22.33	7.81
Marine, aviation and transport	6.79	11.28	2.59	1.89
Motor	17.16	26.34	35.61	42.60
Accident and health	14.43	25.84	34.99	44.53
Miscellaneous	9.82	16.60	4.48	3.17
	100.00	100.00	100.00	100.00

The Operator also monitors concentration of risk by evaluating multiple risks covered in the same geographical location. For fire and property risk a particular building and neighbouring buildings, which could be affected by a single claim incident, are considered as a single location. For earthquake risk, a complete city is classified as a single location.

For marine risks, complete underwriting details such as sums covered mode of transport (air / inland transit), vessel identification, sailing dates, origin and destination of the shipments, per carry limits, accumulation of sum covered on a single voyage etc. are taken into consideration.

The Operator evaluates the concentration of exposures to individual and cumulative takaful risks and establishes its re-takaful policy to reduce such exposures to levels acceptable to the Operator.

The Operation's class wise major risk exposure is as follows:

Class	Maximum gross risk exposure	
	2024	2023
 (Rupees in '000)	
Fire and property damage	10,737,600	9,182,994
Marine, aviation and transport	870,623	871,693
Motor	88,000	60,000
Accident and health	2,026,425	3,420,027
Miscellaneous	217,600	57,285

The re-takaful arrangements against major risk exposure include excess of loss, quota arrangements, facultative arrangements and catastrophic coverage. The objective of having such arrangements is to mitigate adverse impacts of severe losses on the Operation's net retentions. As the major re-takaful arrangements are on excess of loss basis, therefore the re-takaful coverage against PTF's risk exposures is not quantifiable.

35.1.2 Sources of uncertainty in the estimation of future claims payments

Claims on general takaful contracts are payable on a claim occurrence basis. The PTF is liable for all covered events that occur during the term of the takaful contract including the event reported after the expiry of the takaful contract term.

An estimated amount of the claim is recorded immediately on the intimation to the Operator. The estimation of the amount is based on the Operator's judgment or preliminary assessment by the independent surveyor appointed for this purpose. The initial estimates include expected settlement cost of the claims. In estimating Incurred But Not Reported (IBNR) claims reserve, the Operator follows the recommendation of an independent firm of actuaries (note 3.15).

There are several variable factors which affect the amount and timing of recognised claim liabilities. The Operator takes all reasonable measures to mitigate the factors affecting the amount and timing of claim settlements. However, uncertainty prevails with estimated claim liabilities and it is likely that final settlement of these liabilities may be significantly different from initial recognised amount. Similarly, the provision for claims incurred but not reported is based on historic reporting pattern of the claims other than exceptional losses. Hence, actual amount of incurred but not reported claims may differ from the amount estimated.

The process for estimation of IBNR and its provisioning mechanism is detailed in key assumptions below.

35.1.3 Key assumptions

The principal assumption underlying the liability estimation of IBNR and contribution deficiency reserve is that the Operator's future claim development will follow similar historical pattern for occurrence and reporting. The management uses qualitative judgment to assess the extent to which past occurrence and reporting pattern will not apply in future. The judgment includes external factors e.g. treatment of one-off occurrence claims, changes in market factors, economic conditions, etc. The internal factors such as portfolio mix, policy conditions and claim handling procedures are further used in this regard.

Actuarial valuation is carried out for the determination of IBNR which is based on a range of standard actuarial claim projection techniques, based on empirical data and current assumptions that may include a margin for adverse deviation as required / allowed by the SECP via circular 9 of 2016.

IBNR is determined by using the "Chain Ladder Method" for all classes of business including in-patient claims of accident and health class. Alternative method is used for accident and health out-patient (OP) takaful. The claims outstanding and claims paid till date are deducted from the ultimate claim payments for that particular year to derive an IBNR estimate for that year. IBNR triangles are made on a yearly basis for each class of business except for marine which is made on a quarterly basis. For accident and health OP business, IBNR has been set equal to monthly average of OP claims reported in preceding three months, including margins for adverse deviations. For accident and health takaful business, a loss ratio method has been used. The methods used, and the estimates made, are reviewed regularly.

The Operator determines adequacy of liability of contribution deficiency by carrying out analysis of its loss ratio of expired periods of the contracts. For this purpose average loss ratio of last three years inclusive of claim settlement cost but excluding major exceptional claims are taken into consideration to determine ultimate loss ratio to be applied on unearned contribution. The liability of contribution deficiency reserve in relation to accident and health takaful is calculated in accordance with the advice of the actuary (refer note 3.6).

The assumed net of re-takaful loss ratios for each class of business for estimation of contribution deficiency reserves is as follows:

Class	Assumed net loss ratio	
	2024	2023
Fire and property damage	48%	40%
Marine, aviation and transport	46%	30%
Motor	47%	49%
Accident and health	85%	86%
Miscellaneous	42%	60%

35.1.4 Sensitivity analysis

The takaful claim liabilities are sensitive to the incidence of insured events and severity / size of claims. The impact of variation in incidence of insured events on gross claim liabilities, net claim liabilities, surplus / deficit and equity is as follows:

Average claim costs	Change in assumption	Impact on gross claim liabilities	Impact on net claim liabilities	Impact on surplus	Impact on equity (the Fund)
..... (Rupees in '000)					
2024	± 10%	145,445	132,931	132,931	132,931
2023	± 10%	123,153	118,468	118,468	118,468

35.1.5 Re-takaful risk

Re-takaful ceded does not relieve the PTF from its obligation towards participants and, as a result, the PTF remains liable for the portion of outstanding claims covered through re-takaful to the extent that re-takaful operators fails to meet the obligation under the re-takaful agreements.

To minimise its exposure to significant losses from re-takaful operators' insolvencies, the Operator obtain re-takaful coverage from a number of re-takaful operators, who are dispersed over several geographical regions.

An analysis of all re-takaful assets recognised by the rating of the entity from which it is due is as follows:

Rating	Amount due from other takaful / retakaful holders	Retakaful recoveries against outstanding claims	2024	2023
	(Rupees in '000)			
A or above including Pakistan Reinsurance Company Limited	51,241	268,360	319,601	288,634

35.2 Financial risk

The Operations has exposure to the following risks from its use of financial instruments:

- Market risk
- Liquidity risk
- Credit risk

35.2.1 Market risk

Market risk is the risk that the fair value or future cash flows of a financial instrument will fluctuate because of changes in market prices. Market risk comprise of profit rate risk, foreign currency risk and other price risk. The Operator manages the market risk exposures by following internal risk management policies.

35.2.1.1 Profit rate risk

Profit rate risk is the risk that the fair value or future cash flows of a financial instrument will fluctuate because of changes in market profit rates. The Operator invests in securities and has deposits that are subject to profit rate risk. The Operator limits profit rate risk by monitoring changes in profit rates in the currencies in which its cash and investments are denominated.

The maturity profile of financial assets and liabilities is as follows:

	Effective rate % per annum	2024						Total
		Profit bearing financial instruments			Non-profit bearing financial instruments			
		Maturity upto one year	Maturity after one year	Sub total	Maturity upto one year	Maturity after one year	Sub total	
(Rupees in '000)								
Financial assets								
Investments in equity securities	7.5 to 20.79	-	-	-	820,193	-	820,193	820,193
Investments in debt securities	4.5 to 21.00	-	-	-	362,667	-	362,667	362,667
Loans and other receivables		-	-	-	18,570	-	18,570	18,570
Takaful / re-takaful receivables		-	-	-	578,279	-	578,279	578,279
Receivable from PTF		-	-	-	193,632	-	193,632	193,632
Re-takaful recoveries against outstanding claims		-	-	-	263,585	-	263,585	263,585
Salvage recoveries accrued		-	-	-	4,775	-	4,775	4,775
Cash and bank	8.82 to 20	1,136,382	-	1,136,382	15,204	-	15,204	1,151,586
		1,136,382	-	1,136,382	2,256,904	-	2,256,904	3,393,286
Financial liabilities								
Outstanding claims including IBNR		-	-	-	(658,765)	-	(658,765)	(658,765)
Contribution received in advance		-	-	-	(38,142)	-	(38,142)	(38,142)
Payable to OPF		-	-	-	(193,632)	-	(193,632)	(193,632)
Takaful / re-takaful payables		-	-	-	(418,722)	-	(418,722)	(418,722)
Other creditors and accruals		-	-	-	(123,926)	-	(123,926)	(123,926)
		-	-	-	(1,433,187)	-	(1,433,187)	(1,433,187)
Profit risk sensitivity gap		1,136,382	-	1,136,382	823,717	-	823,717	1,960,099
Cumulative profit risk sensitivity gap				1,136,382				

2023							
Effective rate % per annum	Profit bearing financial instruments			Non-profit bearing financial instruments			Total
	Maturity upto one year	Maturity after one year	Sub total	Maturity upto one year	Maturity after one year	Sub total	
..... (Rupees in '000)							
Financial assets							
Investments in equity securities 7.5 to 20.79	-	-	-	674,199	-	674,199	674,199
Investments in debt securities 4.5 to 21.00	-	-	-	-	-	-	-
Loans and other receivables	-	-	-	31,359	-	31,359	31,359
Takaful / re-takaful receivables	-	-	-	457,366	-	457,366	457,366
Receivable from PTF	-	-	-	141,360	-	141,360	141,360
Re-takaful recoveries against outstanding claims	-	-	-	254,772	-	254,772	254,772
Salvage recoveries accrued	-	-	-	7,800	-	7,800	7,800
Cash and bank 8.82 to 20.00	1,126,961	-	1,126,961	9,356	-	9,356	1,136,317
	1,126,961	-	1,126,961	1,576,212	-	1,576,212	2,703,173
Financial liabilities							
Outstanding claims including IBNR	-	-	-	(595,068)	-	(595,068)	(595,068)
Contribution received in advance	-	-	-	38,650	-	38,650	38,650
Payable to OPF	-	-	-	(141,360)	-	(141,360)	(141,360)
Takaful / re-takaful payables	-	-	-	(315,229)	-	(315,229)	(315,229)
Other creditors and accruals	-	-	-	(99,471)	-	(99,471)	(99,471)
	-	-	-	(1,112,478)	-	(1,112,478)	(1,112,478)
Profit risk sensitivity gap	1,126,961	-	1,126,961	463,734	-	463,734	1,590,695
Cumulative profit risk sensitivity gap			1,126,961				

Cash flow sensitivity analysis for variable rate instruments

The following table demonstrates the sensitivity to a reasonably possible change in profit rates, with all other variables held constant, to the Operator's profit and equity based upon current year balances and rates:

	Increase / (decrease) in basis points	Effect on profit before tax	Effect on Operator's Fund
	(Rupees in '000).....	
December 31, 2024	100	2,934	1,614
	(100)	(2,934)	(1,614)
December 31, 2023	100	3,873	2,595
	(100)	(3,873)	(2,595)

Fair value sensitivity analysis for fixed rate instruments

The Operator does not account for fixed rate financial assets at fair value through profit or loss. Therefore, a change in profit rates at the reporting date would not affect the profit and loss account and equity of the Operator

35.2.1.2 Foreign currency risk

Foreign currency risk is the risk that the fair value or future cash flows of a financial instrument will fluctuate because of changes in foreign exchange rates. At present, the Operator is not exposed to currency risk.

35.2.1.3 Other price risk

Other price risk is the risk that the fair value or future cash flows of a financial instrument will fluctuate because of changes in market prices (other than those arising from profit rate risk or foreign currency risk), whether those changes are caused by factors specific to the individual financial instrument or its issuer, or factors affecting all similar financial instruments traded in the market.

The listed securities of OPF and PTF are susceptible to market price risk arising from uncertainties about the future value of investment securities. The Operator limits market risk by maintaining a diversified portfolio and by continuous monitoring of developments in equity market.

The following table summarises the other price risk as at December 31, 2024 and December 31, 2023. It shows the effects of an estimated increase of 5% in the market prices as on those dates. A decrease of 5% in the fair values of the listed securities would affect it in a similar and opposite manner.

	Price change	Fair value	Effect on fair value
(Rupees in '000)			
Operator's Fund			
December 31, 2024	+5%	340,775	17,039
	-5%	(340,775)	(17,039)
December 31, 2023	+5%	297,067	14,853
	-5%	(297,067)	(14,853)
Participants' Takaful Fund			
December 31, 2024	+5%	479,418	23,971
	-5%	(479,418)	(23,971)
December 31, 2023	+5%	377,132	18,857
	-5%	(377,132)	(18,857)

35.2.2 Liquidity risk

Liquidity risk is the risk that the Operator will not be able to meet its financial obligations as they fall due or can do so on terms that are materially disadvantageous. The Operator's approach to managing liquidity is to ensure, as far as possible, that it will always have sufficient liquidity to meet its liabilities when due, under both normal and stressed conditions, without incurring unacceptable losses or risking damage to the Operator's reputation.

The table below analyses the Operator's financial liabilities into relevant maturity groupings based on the remaining period at the reporting date to the contractual maturity date on an undiscounted cash flow basis.

	2024			
	Within one year	Over one year to five years	Over five years	Total
Financial liabilities(Rupees in '000).....			
Outstanding claims including IBNR	658,765	-	-	658,765
Contribution received in advance	38,142	-	-	38,142
Payable to OPF	193,632	-	-	193,632
Takaful / re-takaful payables	418,722	-	-	418,722
Other creditors and accruals	123,926	-	-	123,926
	1,433,187	-	-	1,433,187

	2023			
	Within one year	Over one year to five years	Over five years	Total
Financial liabilities(Rupees in '000).....			
Outstanding claims including IBNR	595,068	-	-	595,068
Contribution received in advance	38,650	-	-	38,650
Payable to OPF	141,360	-	-	141,360
Takaful / re-takaful payables	315,229	-	-	315,229
Other creditors and accruals	99,471	-	-	99,471
	1,189,778	-	-	1,189,778

35.2.3 Credit risk

Credit risk is the risk, which arises with the possibility that one party to a financial instrument will fail to discharge its obligation and cause the other party to incur a financial loss. The Operator attempts to control credit risk by monitoring credit exposures and undertaking transactions with a large number of counter parties in various industries and by continually assessing the credit worthiness of counter parties.

35.2.3.1 Concentration of credit risk and credit exposure of financial instruments

Concentration of credit risk arises when a number of counter parties have a similar type of business activities. As a result any change in economic, political or other conditions would affect their ability to meet contractual obligations in a similar manner. The Operator manages concentration of credit risk through diversification of activities among individuals, groups and industry segment.

As at December 31, 2024, the Operator is exposed to major credit risk takaful / re-takaful receivables, re-takaful recoveries against outstanding claims and bank balances.

Bank balances represents low credit risk as they are placed with reputed financial institutions with strong credit ratings. The credit quality of bank balances can be assessed with reference to external credit ratings as follows:

Name of Bank	Rating agency	Long term rating	Short term rating	2024	2023
.....(Rupees in '000).....					
Standard Chartered Bank (Pakistan) Limited	PACRA	AAA	A1+	42,228	33,031
Habib Bank Limited - a related party	VIS	AAA	A-1+	447,944	346,160
Soneri Bank Limited	PACRA	AA-	A1+	202,844	222,583
Faysal Bank Limited	VIS	AA	A-1+	81,875	141,981
Bank Alfalah Limited	PACRA	AA+	A1+	19,220	6,470
Dubai Islamic Bank Pakistan Limited	VIS	AA	A-1+	87,088	117,494
BankIslami Pakistan Limited	PACRA	A+	A1	259,724	263,070
MCB Islamic Bank Limited	PACRA	A	A1	8,471	3,284
United Bank Limited	VIS	AAA	A-1+	-	1
				1,149,394	1,134,075

35.3 Capital management

The Operator's objective when managing capital is to safeguard the Operator's ability to continue as a going concern so that it can continue to provide returns for shareholders and benefits for other stakeholders; and to maintain a strong capital base to support the sustained development of its business.

The Operator manages its capital structure by monitoring return on net assets and makes adjustments to it in the light of changes in economic conditions.

36 STATEMENT OF SOLVENCY - PTF

Note

2024
(Rupees in '000)

Assets

Investments

Equity securities		479,418
Debt Securities		223,497
Loans and other receivables		18,365
Takaful / re-takaful receivables		578,279
Salvage recoveries accrued		4,775
Deferred wakala fee		335,856
Re-takaful recoveries against outstanding claims		263,585
Prepayments	36.1	113,004
Cash and bank		858,154
Total assets		2,874,933

2024

(Rupees in '000)

In-admissible assets as per following clauses section 32(2) of the Insurance Ordinance, 2000	
Takaful / re-takaful receivables	247,575
Investments	-
Total of admissible assets	2,627,358
Liabilities	
PTF underwriting provisions	
Outstanding claims including IBNR	658,765
Unearned contribution reserves	1,065,712
Reserve for unearned re-takaful rebate	11,100
Contribution received in advance	38,142
Takaful / re-takaful payables	418,722
Other creditors and accruals	49,969
Payable to OPF	193,632
Total liabilities	2,436,043
Total net admissible assets	191,315

- 36.1** In the absence of any specific guidance, "prepaid re-takaful contribution ceded" has been treated as admissible asset for the purposes of this statement.

37 FAIR VALUE OF FINANCIAL INSTRUMENTS

Fair value is the price that would be received to sell an asset or paid to transfer a liability in an orderly transaction between market participants at the measurement date. Consequently, differences can arise between carrying values and the fair value estimates.

Underlying the definition of fair value is the presumption that the Operator is a going concern without any intention or requirement to curtail materially the scale of its operations or to undertake a transaction on adverse terms.

37.1 Fair value hierarchy

International Financial Reporting Standard 13, 'Fair Value Measurement' requires the Operator to classify assets using a fair value hierarchy that reflects the significance of the inputs used in making the measurements. The fair value hierarchy has the following levels:

Level 1: quoted prices (unadjusted) in active markets for identical assets or liabilities that the entity can access at the measurement date.

Level 2: inputs other than quoted prices included within Level 1 that are observable for the asset or liability, either directly or indirectly.

Level 3: unobservable inputs for the asset or liability.

The following table shows the carrying amounts and fair values of financial assets and financial liabilities, including their levels in the fair value hierarchy.

Valuation techniques used in determination of fair values within level 2

Items	Valuation technique
Units of mutual funds	The fair values of investments in units of mutual funds are determined based on their net asset values as published at the close of each business day.

2024									
Carrying amount					Fair value				
Available-for-sale	Held-to-maturity	Loans and others receivables	Other financial liabilities	Total	Level 1	Level 2	Level 3	Total	
(Rupees in '000)									
Financial assets measured at fair value									
Investments in equity securities	820,193	-	-	-	820,193	820,193	-	-	820,193
Investments in Debt securities	-	362,667	-	-	362,667	-	362,667	-	362,667
Financial assets not measured at fair value									
Loans and other receivables*	-	-	18,570	-	18,570	-	-	-	-
Takaful / re-takaful receivables*	-	-	578,279	-	578,279	-	-	-	-
Receivable from PTF*	-	-	193,632	-	193,632	-	-	-	-
Re-takaful recoveries against outstanding claims*	-	-	263,585	-	263,585	-	-	-	-
Salvage recoveries accrued*	-	-	4,775	-	4,775	-	-	-	-
Cash and bank*	-	-	1,151,586	-	1,151,586	-	-	-	-
Financial liabilities not measured at fair value									
Outstanding claims including IBNR*	-	-	-	(658,765)	(658,765)	-	-	-	-
Contribution received in advance*	-	-	-	(38,142)	(38,142)	-	-	-	-
Payable to OPF *	-	-	-	(193,632)	(193,632)	-	-	-	-
Takaful / re-takaful payables*	-	-	-	(418,722)	(418,722)	-	-	-	-
Other creditors and accruals*	-	-	-	(123,926)	(123,926)	-	-	-	-
820,193	362,667	2,210,427	(1,433,187)	1,960,100	820,193	362,667	-	-	1,182,859

2023 (Restated)									
Carrying amount					Fair value				
Available-f or-sale	Held-to-maturity	Loans and others receivables	Other financial liabilities	Total	Level 1	Level 2	Level 3	Total	
(Rupees in '000)									
Financial assets measured at fair value									
Investments in equity securities	674,199	-	-	-	674,199	674,199	-	-	674,199
Investments in Debt securities	-	-	-	-	-	-	-	-	-
Financial assets not measured at fair value									
Loans and other receivables*	-	-	31,359	-	31,359	-	-	-	-
Takaful / re-takaful receivables*	-	-	457,366	-	457,366	-	-	-	-
Receivable from PTF*	-	-	141,360	-	141,360	-	-	-	-
Re-takaful recoveries against outstanding claims*	-	-	254,772	-	254,772	-	-	-	-
Salvage recoveries accrued*	-	-	7,800	-	7,800	-	-	-	-
Cash and bank*	-	-	1,136,317	-	1,136,317	-	-	-	-
Financial liabilities not measured at fair value									
Outstanding claims including IBNR*	-	-	-	(595,068)	(595,068)	-	-	-	-
Contribution received in advance*	-	-	-	(38,650)	(38,650)	-	-	-	-
Payable to OPF *	-	-	-	(141,360)	(141,360)	-	-	-	-
Takaful / re-takaful payables*	-	-	-	(315,229)	(315,229)	-	-	-	-
Other creditors and accruals*	-	-	-	(99,471)	(99,471)	-	-	-	-
674,199	-	2,028,974	(1,189,778)	1,513,395	674,199	-	-	-	674,199

* The Operator has not disclosed the fair value of these items because their carrying amounts are a reasonable approximation of their fair values.

38 SUBSEQUENT EVENTS

There are no subsequent events that need to be disclosed for the year ended December 31, 2024.

	2024	2023
	Numbers	
39 NUMBER OF EMPLOYEES		
As at December 31	16	12
Average number of employees during the year	14	11

40 DATE OF AUTHORISATION FOR ISSUE

These financial statements have been authorised for issue in accordance with a resolution of the Board of Directors on March 13, 2025.



Akbarali Pesnani
Chairman



Azfar Arshad
Chief Executive



Riyaz Chinoy
Director



Amin A. Hashwani
Director



Syed Ali Adnan
Chief Financial Officer

GLOSSARY

Actuary	Qualified expert who analyses problems from the area of insurance, investments and pensions using methods of probability theory and financial mathematics, and develops solutions with due regard to legal and economic parameters.
Actuarial Valuation	A determination by an actuary at a special date of the value of an insurance Company's assets and its liabilities.
Amortisation	The reduction of the value of an asset by prorating its cost over a period of years.
Associate	Is a company / undertaking in which the investor has significant influence and which is neither a subsidiary nor a joint venture of the investor.
Authorised Share Capital	The maximum value of share that a company can legally issue.
Best's Capital Adequacy Ratio (BCAR)	BCAR is an integrated review of an insurer's underwriting, financial performance, and asset leverage by rating agency.
Book Value	The value of an asset as entered in a company's books.
Budget	An estimate of income and expenditure for a set period of time.
Business mixes	The combination of different types of business activities that a company is engaged in.
Capital Expenditure	The cost of long-term improvements and fixed assets.
Capital Gain	Portion of the total gain recognised on the sale or exchange of a non inventory asset.
Capital Reserve	Any reserve not regarded free for distribution by way of dividends.
Catastrophe	An event causing great and usually sudden damage or suffering.
Cedant	Client of a reinsurance company.
Combined Ratio	Percentage ratio of the sum of net claims plus management expenses and net commission to net earned premiums. It corresponds to the sum of the loss ratio, commission ratio and the expense ratio.
Commission	Remuneration to an intermediary for services such as selling and servicing an insurer's products.
Consumer online Portal	An internet window presence for selling all retails consumer products.
Contact Centre	It is also known as call centre. It is a central location of an enterprise from which all customer contacts are managed.
COVID-19	Coronavirus disease (COVID-19) is an infectious disease caused by a newly discovered coronavirus.
Claims	The amount payable under a contract of insurance arising from occurrence of an insured event.
Claims Incurred	The aggregate of all claims paid during the accounting period together with attributable claims handling expenses, where appropriate, adjusted by the gross claims reserve at the beginning and end of the accounting period.

Cloud Service	It is a service made available to users on demand via the Internet from a cloud computing provider's server as opposed to being provided from a company's own on-premises servers.
Corporate Social Responsibility (CSR)	It is a process with the aim to embrace responsibility for the company's actions and encourage a positive impact through its activities on the environment, consumers, employees, communities, and all other members of the public who may also be considered as stakeholders.
Cover Note	A cover note is a temporary document issued by an insurance company that provides proof of insurance coverage until a final insurance policy can be issued.
CPEC	The China–Pakistan Economic Corridor (CPEC) is a collection of infrastructure projects currently under construction throughout Pakistan.
Currency Devaluation	Reduction in the value of a country's currency.
Current Account Deficit	The situation where value of the goods and services of a country it imports exceeds the value of the goods and services it exports.
Deferred Commission	Expenses which vary with and are primarily related to the acquisition of new insurance contracts and renewal of existing contracts, which are deferred as they relate to a period of risk subsequent to the Balance Sheet date.
Deferred Tax	An accounting concept (also known as future income taxes), meaning a future tax liability or asset in respect of taxable temporary differences.
Defined benefit Plans	Are post-employment benefit plans other than defined contribution plans.
Depreciation	The systematic allocation of the cost of an asset over its useful life.
Dividend cover	Profit after tax divided by Dividend measures the number of times dividends are covered by distributable profit for the period.
Doubtful debts	A debt where circumstances have rendered its ultimate recovery uncertain. Earnings per share Amounts for profit or loss attributable to ordinary shareholders of the entity. Energy Conservation Refers to efforts made to reduce energy consumption.
Equity method	Method of accounting whereby the investment is initially recognised at cost and adjusted hereafter for the post-acquisition changes in the investor's share of net assets of the investee.
Exchange Gain (Loss)	Difference resulting from translating a given number of units of one currency into another currency at different exchange rates.
Facultative reinsurance	The reinsurer assumes a share of selected individual risks. The primary insurer can offer an individual risk in reinsurance, which the reinsurer for its part can either accept or decline.
Fair Value	The amount for which an asset could be exchanged, or a liability settled, between knowledgeable, willing business partners in an arm's length transaction.
Financial Action Task Force (FATF)	It is an intergovernmental organisation founded in 1989 on the initiative of the G7 to develop policies to combat money laundering.
Financial Capital	It is any economic resource measured in terms of money used by entrepreneurs and businesses to buy what they need to make their products or to provide their services.

Fiscal Deficit	When a government's total expenditures exceed the revenue that it generates.
General Insurance	All kind of Insurance except Life Insurance. i-e, Fire, Marine, Motor and Other Insurance
General Takaful	Protection to participants for losses arising from perils such as accident, fire, flood, liability and burglary.
Gross Contribution	It is the payment of an amount by a participant to the Takaful Participants' Fund, whether direct, through intermediaries for the purpose of mutual protection and assistance.
Gross Domestic Product one year.	The total value of goods produced and services provided in a country during one year.
Gross Written Premium	Premium which an insurer is contractually entitled to receive from the insured in relation to contracts of insurance.
Group Health Insurance	A single health policy covering a group of individuals, usually employees of the same company or members of the same association and their dependents.
Impairment	The amount by which the carrying amount of an asset or a cash generating unit exceeds its recoverable amount.
Incurred but not reported (IBNR)	Claim incurred but not reported to the insurer until the financial statements reporting date.
Inflation	A general increase in prices and fall in the purchasing value of money.
Insurance Contracts	A contract under which one party (the insurer) accepts significant insurance risk from another party (the policyholder) by agreeing to compensate the policyholder for a specified uncertain future event.
Insurer Financial Strength Rating	Provides an assessment of the financial strength of an insurance company.
Intangibles	An identifiable non-monetary asset without physical substance.
Internal Control	An accounting procedure or system designed to promote efficiency or assure the implementation of a policy to safeguard assets or avoid fraud and error etc.
Intellectual Capital	It refers to creations of the mind, such as inventions; literary and artistic works; designs; and symbols, names and images used in commerce.
KGS - (Kyrgyz Som)	Code of official currency of the Kyrgyz Republic.
KIBOR – (Karachi Interbank Offered Rate)	Interbank clean (without collateral) lending/borrowing rates quoted by the banks.
Large-Scale Manufacturing (LSM)	It refers to the production of a commodity on a large scale or huge quantity with a large sized firm.
Logistical management	It is used to meet customer demands through the planning, control and implementation of the effective movement and storage of related information, goods and services from origin to destination.
Loss Ratio	Percentage ratio of claims expenses to net premium.
Macroeconomics	Branch of economics dealing with the performance, structure, behavior, and decision-making of an economy as a whole.

Market Share	The portion of a market controlled by a particular company or product.
Market Value	The highest estimated price that a buyer would pay and a seller would accept for an item in an open and competitive market.
MIS	Management Information System
Micro-insurance	It is an insurance arrangement to protect low-income people against specific perils in exchange for regular premium payments proportionate to the likelihood and cost of the risk involved.
Mutual fund	A type of professionally managed investment fund that pools money from many investors to purchase securities.
National Exchequer	The account into which tax funds and other public funds are deposited.
Net Asset Value	The value of all tangible and intangible assets of a company minus its liabilities.
Net Contributions	Gross Contributions less all retakaful contributions payable.
Net Premium Revenue	Gross written premium less Reinsurance expense.
Non-Banking Financial Institution (NBFIs)	Entities that are engaged in specialised financial services other than commercial banking services in Pakistan. These are also known as Non-Banking Finance Companies (NBFCs).
Non-Life Insurance	Non-Life Insurance and General Insurance have the identical meaning.
Open-end mutual fund time.	Collective Investment Scheme which can issue and redeem shares at any time.
Outstanding Claims	A type of technical reserve or accounting provision in the financial statements of an insurer to provide for the future liability for claims.
Paid up Capital	The amount paid or contributed by shareholders in exchange for shares of a company's stock.
Pakistan Investment Bonds 3, 5, 10, 15 and 20 years.	Long term instruments of the Government of Pakistan with tenors available in 3, 5, 10, 15 and 20 years.
Pandemic	An epidemic occurring worldwide, or over a very wide area, crossing international boundaries and usually affecting a large number of people.
Participants' Takaful Fund (PTF) / Waqf Fund	An account to credit a portion of contribution from the participant for the purpose of tabarru'.
Peril	It is an event that could cause damage to property, items, or belongings insured.
Present Value	Future amount that has been discounted to the present.
Proxy	Power of attorney by which a shareholder transfers the voting rights to another shareholder.
Qard-e-Hasna	An interest free loan from the Takaful Operator to the Takaful Participant Fund in order to meet any short fall.
Quoted	Being listed on a Stock Exchange.

Registered Office	The registered office is an address which is registered with the government registrar as the official address of a company.
Reinsurance	A method of insurance arranged by insurers to share the exposure of risks accepted.
Re-takaful	The arrangement under which a part of the risk is shared between the companies originally issuing the policy (the takaful operator) to another Takaful company (Re-Takaful) known as the re-takaful.
Reinsurance Commission reinsurer.	Commission received or receivable in respect of premium paid or payable to a reinsurer.
Reinsurance Premium	The premium payable to the reinsurer in respect of reinsurance contract.
Related Party	Parties are considered to be related if one party has the ability to control the other party or exercise significant influence over the other party in making financial and operational decisions.
Retrocession	Transfer of risk from a reinsurer to another reinsurer.
Revenue Reserves	Reserves that are normally regarded as available for distribution through the profit and loss account, including general reserve and other specific reserves created out of profit and un-appropriated profit.
RFID Card	Radio-Frequency Identification (RFID) card uses electromagnetic fields to automatically identify and track tags attached to an object.
Risk	Condition in which there is a possibility of loss.
Risk Management	Analysing of all exposures to gauge the likelihood of loss and choosing options to better manage or minimise loss.
Secondary Perils	These are defined as small-to-mid-sized events or the secondary effects of a main peril.
Socio-economic	A study relating to or concerned with the interaction of social and economic factors. It links financial and social issues together.
Statutory levies	Fee charged (levied) by a government on a product, income, or activity.
Strategic Objective strategy succeed.	A broadly defined objective that an organisation must achieve to make its strategy succeed.
Subsequent Event - Non Adjusting	Are events concerning conditions which arose after the balance sheet date, but which may be of such materiality that their disclosure is required to ensure that the financial statements are not misleading.
Tabarru	A portion of participant's contribution for the purpose of mutual helps and used to pay claims submitted by eligible claimants.
Takaful	An Islamic concept of insurance.
Takaful Operator	A legal entity, who underwrites, administers and manages the Takaful program on behalf of the participants.
Takaful Policy	The agreement entered into between the operator and the participant(s) for the purposes of Takaful arrangements.
Tangibles	An asset whose value depends on particular physical properties.

Term Finance Certificate	A debt instrument issued by an entity to raise funds.
Twin Deficit	It occurs when a nation has both a current account deficit and a budget deficit. It is also known as double- deficit.
Underwriting Profit	This is the profit generated purely from the General Insurance business without taking into account the investment income and other non- technical income and expenses.
Unearned Premium	It represents the portion of premium already entered in the accounts as due but which relates to a period of risk subsequent to the Balance Sheet date.
Wakala	Islamic terminology for agent-principal relationship, where a person nominates another to act on his/her behalf.
Workflow applications	These are tools that make certain business processes easier, more efficient and more accessible through automation.

ENHANCING ACCESSIBILITY

GEOGRAPHICAL
PRESENCE BRANCH
NETWORK

16





GEOGRAPHICAL PRESENCE - BRANCH NETWORK

HEAD OFFICE

2nd Floor, Jubilee Insurance House,
I. I. Chundrigar Road, P.O. Box 4795, Karachi -
74000.

UAN: 111 654 111

Tel: (9221) 38142900

Fax: (9221) 32416728, 32438738

E-mail: info@jubileegeneral.com.pk Website:
www.jubileegeneral.com.pk

WINDOW TAKAFUL OPERATIONS

3rd Floor, Jubilee Insurance House,
I. I. Chundrigar Road, P. O. Box 4795, Karachi -
74000.

UAN: 111 654 111

Tel: (9221) 38142900

Fax: (9221) 32402003

E-mail: info.takaful@jubileegeneral.com.pk Website:
www.jubileegeneral.com.pk

SOUTHERN ZONE

KARACHI (Main Office)

2nd Floor, Jubilee Insurance House,
I. I. Chundrigar Road, P. O. Box 4795,
Karachi - 74000.

Email: info@jubileegeneral.com.pk

Tel: (9221) 38142900

Fax: (9221) 32416728, 32438738

NEW UNIT

1st Floor, Jubilee Insurance House,
I. I. Chundrigar Road, Karachi - 74000.

Email: info.nu@jubileegeneral.com.pk

Tel: (9221) 32463012-15

Fax: (9221) 32463010

COMMERCIAL UNIT – I

2nd Floor, Jubilee Insurance House,
I. I. Chundrigar Road, Karachi - 74000.

Email: info.cu1@jubileegeneral.com.pk

Tel: (9221) 38142900

Fax: (9221) 32420940, 32426654

BFC

3rd Floor, Jubilee Insurance House,
I. I. Chundrigar Road, Karachi - 74000. Email:

info.bfc@jubileegeneral.com.pk

Tel: (9221) 38142900

Fax: (9221) 32471618

JODIA BAZAR

3rd Floor, Jubilee Insurance House,
I. I. Chundrigar Road, Karachi - 74000.

Email: info.jb@jubileegeneral.com.pk

Tel: (9221) 38142900

Fax: (9221) 32420451

SHAHRAH-E-FAISAL

303, 3rd Floor, Park Avenue, Block 6,
PECHS, Shahrah-e-Faisal, Karachi - 75400.

Email: info.sf@jubileegeneral.com.pk

Tel: (9221) 34302095-98, 34312407-8

Fax: (9221) 34541548

PLAZA

4th Floor, Jubilee Insurance House,
I. I. Chundrigar Road, Karachi- 74000.

Email: info.plz@jubileegeneral.com.pk

Tel: (9221) 38142900

Fax: (9221) 32465572

SADDAR

3rd Floor, Jubilee Insurance House,
I. I. Chundrigar Road, Karachi - 74000.

Email: info.sdr@jubileegeneral.com.pk

Tel: (9221) 38142900

Fax: (9221) 35223911

CLIFTON

Mezzanine Floor, Jubilee Insurance House,
I. I. Chundrigar Road, Karachi - 74000.

Email: info.clb@jubileegeneral.com.pk

Tel: (9221) 38142900

Fax: (9221) 32462609

KEPZ BRANCH

Plot 9, Sector B-II, Karachi Export Processing Zone,
Landhi Industrial Area, Extension Mehran Highway,
Karachi - 75150.

Email: info.kepz@jubileegeneral.com.pk

Tel: (9221) 35081349

Fax: (9221) 35080117

HYDERABAD

Office No. 1, Mezzanine Floor,
Auto Bahn Tower, Auto Bahn Road,
near Giddu Chowk, Hyderabad.
Email: info.hyd@jubileegeneral.com.pk
Tel: (9222) 3823222, 6124058
Fax: (9222) 2730605-6

SUKKUR

A-6, City Survey No. 426/1, Mezzanine Floor,
Madina Complex, Near Makki Masjid,
Minara Road, Sukkur.
Email: info.sk@jubileegeneral.com.pk
Tel: (9271) 5623851
Fax: (9271) 5626294

MULTAN ZONE**MULTAN**

(Main Branch) 4th Floor, The United Mall,
Plot No. 74, Abdali Road, Multan
Email: info.mul@jubileegeneral.com.pk
Tel: (9261) 4549594, 4549874
Fax: (9261) 4588965

BAHAWALPUR

Plot No. 43, C opposite main Gate Fareed Park,
Commercial Area, Satellite Town, Bahawalpur.
Email: info.bwp@jubileegeneral.com.pk
Tel: (9262) 2284020
Fax: (9262) 2285020

BAHAWALNAGAR

Khan Baba Road, Bahawalnagar. Email:
info.bwn@jubileegeneral.com.pk
Tel: (9263) 2272762 Fax: (9263) 2273762

RAHIMYAR KHAN

26 Shahi Road, Rahimyar Khan - 64200.
Email: info.ryk@jubileegeneral.com.pk
Tel: (9268) 5874442
Fax: (9268) 5872243

LAHORE ZONE**MAIN BRANCH, (SALES UNIT-I)**

309, Upper Mall, P.O. Box 368, Lahore - 54000.
Email: info.lzo@jubileegeneral.com.pk
Tel: (9242) 32036300
Fax: (9242) 35199220

Sales Unit – II

309, Upper Mall, P.O. Box 368, Lahore - 54000.
Email: info.su2@jubileegeneral.com.pk
Tel: (9242) 32036300
Fax: (9242) 35199220

Sales Unit – III

309, Upper Mall, P.O. Box 368, Lahore - 54000.
Email: info.su3@jubileegeneral.com.pk
Tel: (9242) 32036300
Fax: (9242) 35199220

MALL MANSION**(Sales Unit-IV)**

309, Upper Mall, P.O. Box 368, Lahore - 54000.
Email: info.mall@jubileegeneral.com.pk
Tel: (9242) 32036300
Fax: (9242) 35199220

SALES UNIT – V

309, Upper Mall, P.O. Box 368, Lahore - 54000.
Email: info.su5@jubileegeneral.com.pk
Tel: (9242) 32036300
Fax: (9242) 35199220

COMMERCIAL UNIT – II

309, Upper Mall, P.O. Box 368, Lahore - 54000.
Email: info.cu2@jubileegeneral.com.pk
Tel: (9242) 32036300
Fax: (9242) 35199220

FAISALABAD

P – 68, 2nd Floor, Above National Bank of Pakistan,
Kotwali Road, Faisalabad.

Email: info.fsd@jubileegeneral.com.pk

Tel: (9241) 2643020, 2640782, 2617017

Fax: (9241) 2638782

NORTH ZONE**ISLAMABAD**

26-D, 1st Floor, Kashmir Plaza,
Jinnah Avenue, Blue Area, Islamabad.

Email: info.isb@jubileegeneral.com.pk

Tel: (9251) 2270365-7

Fax: (9251) 2275317, 2270277

MARGALLA

Block 19, 2nd Floor, Sector F6 Markaz,
Aga Khan Road, Islamabad.

Email: info.mrg@jubileegeneral.com.pk

Tel: (9251) 2828513-6

Fax: (9251) 2828600

PESHAWAR

TF : 318, 3rd Floor, Deans Trade Centre,
Peshawar Cantt.

Email: info.pw@jubileegeneral.com.pk

Tel: (9291) 5253132-5

Fax: (9291) 5274698

Sub-Branches:

- Sialkot
- Abbottabad
- Muzaffarabad
- Gujranwala
- Tandoadam
- Mardan
- Quetta
- Sahiwal

PROXY FORM

JUBILEE GENERAL INSURANCE COMPANY LIMITED
JUBILEE INSURANCE HOUSE
I.I. CHUNDRIGAR ROAD,
KARACHI

I/We _____ of _____
being a member of Jubilee General Insurance Company Limited and a holder of _____
ordinary shares, as per Share Register Folio No. _____ and/or CDC
Participant I.D. No. _____ and Sub Account No. _____

hereby appoint _____ of _____
(Name)

failing him _____ of _____
(Name)

who are also members of Jubilee General Insurance Company Limited, as my/our proxy to vote for me/us
and on my/our behalf at the Annual General Meeting of the Company to be held on April 25, 2025 at 9:00
a.m. and at any adjournment thereof.

Signed this _____ day of _____ 2025.

WITNESS

1. Signature: _____
Name: _____
Address: _____
CNIC No: _____

Signature

Revenue
Stamp

2. Signature: _____
Name: _____
Address: _____
CNIC No: _____

Note:

1. Signature should agree with the specimen signature registered with the Company.
2. The Proxy Form must be deposited at the Registered Office of the Company not later than 48 hours before the time of holding the Meeting.
3. No person shall act as proxy unless he/she is a member of the Company.
4. CDC Shareholders and their proxies are each requested to attach an attested Photocopy of their Computerised National Identity Card or Passport with this proxy form before submission to the Company.

مختار نامہ (پراکسی فارم)

جوبلی جنرل انشورنس کمپنی لمیٹڈ
جوبلی انشورنس ہاؤس
آئی آئی چندریگر روڈ
کراچی۔

میں رہم _____ ساکن _____ بحیثیت رکن
جوبلی جنرل انشورنس کمپنی لمیٹڈ اور حامل _____ حصص۔ برطابق شیئر رجسٹر فوئیو نمبر _____ اور ری ای ڈی سی پارٹیسپینٹ (شرکت)
آئی ڈی نمبر _____ اور سب اکاؤنٹ (ذیلی کھاتہ) نمبر _____
محترم / محترمہ _____ ساکن _____ یا ان کی غیر حاضری کی صورت میں
محترم / محترمہ _____ ساکن _____ جو کہ خود بھی جوبلی جنرل انشورنس کمپنی لمیٹڈ کا رکن ہے۔

۲۵ اپریل، ۲۰۲۵ء، صبح ۹:۰۰ بجے منعقد ہونے والے کمپنی کے سالانہ اجلاس عام میں حق رائے وہی استعمال کرنے یا کسی بھی التواء میں اپنا / ہمارا بطور مختار (پراکسی)
مقرر کرتا ہوں / کرتے ہیں۔

آج بروز _____ تاریخ _____، ۲۰۲۵ء کو دستخط کئے گئے۔
گواہان:

۱۔ دستخط: _____
نام: _____
پتہ: _____
کمپیوٹرائزڈ شناختی کارڈ یا پاسپورٹ نمبر: _____

۲۔ دستخط: _____
نام: _____
پتہ: _____
کمپیوٹرائزڈ شناختی کارڈ یا پاسپورٹ نمبر: _____

نوٹ:

- ۱۔ دستخط کمپنی کے پاس پہلے سے محفوظ۔ دستخطی نمونے کے مطابق ہونے ضروری ہیں۔
- ۲۔ یہ پراکسی فارم مکمل پر شدہ کمپنی کے رجسٹرڈ آفس میں میٹینگ سے ۴۸ گھنٹے قبل جمع کرایا جانا لازمی ہے۔
- ۳۔ ضروری ہے کہ پراکسی جس کو دی جائے وہ بھی کمپنی کا ممبر ہو۔
- ۴۔ CDC میں اکاؤنٹ رکھنے والے کارپوریٹ ممبران کیلئے مندرجہ بالا کے علاوہ درج ذیل شرائط کو پورا کرنا بھی ضروری ہے۔
ا۔ پراکسی جس کے حق میں ہو اس کا شناختی کارڈ یا پاسپورٹ کی ایک تصدیق شدہ نقل پراکسی کے ساتھ لگائی جائے۔
ب۔ پراکسی اجلاس میں شریک ہوتے وقت اصل شناختی کارڈ یا پاسپورٹ پیش کرے۔

ریونیو اسٹیٹیمپ



POSTAL BALLOT PAPER FOR SPECIAL BUSINESS ITEM 72ND ANNUAL GENERAL MEETING OF JUBILEE GENERAL INSURANCE COMPANY LIMITED

To be held on Friday April 25, 2025 at 9:00 am at registered office of the Company situated at Jubilee Insurance House I.I. Chundrigar Road, Karachi.
Through Physically and Electronic Means
www.jubileegeneral.com.pk

The designated email address of the Chairman at which the duly filled-in ballot paper be sent is:
cm.agm@jubileegeneral.com.pk

Name of shareholder/joint shareholders	
Registered Address	
Number of shares held and folio number	
CNIC Number (copy to be attached)	
Additional Information and enclosures (In case of representative of body corporate, corporation and Federal Government.)	

I/we hereby exercise my/our vote in respect of the following resolutions through postal ballot by conveying my/our assent or dissent to the following resolution by placing tick (✓) mark in the appropriate box below (delete as appropriate);

Sr. No.	Nature and Description of resolutions	No. of ordinary shares for which votes cast	I/We assent to the Resolutions (FOR)	I/We dissent to the Resolutions. (AGAINST)
1	<p>(i) To review and approve, in accordance with Section 199 of the Companies Act, 2017, the authorisation for investments by Jubilee General Insurance Company Limited (JGICL) and Jubilee General Window Takaful Operations. This includes investments of upto Rs. 300 million each by JGICL, Rs. 10 million each by the Operators Fund, and Rs. 12 million each by the Participants' Fund in the acquisition of ordinary shares of associated companies i.e Cherat Packaging Limited (CPPL), Cherat Cement Company Limited (CHCC), Crescent Steel & Allied Products (CSAP), Indus Motor Company Limited (INDU), Pakistan Cables Limited (PCAL), Meezan Bank Limited (MEBL), and International Steels Limited (ISL). These purchases will be made at prevailing market prices on the date of acquisition, in one or more tranches, within a period of three years.</p> <p>(ii) The Managing Director (Chief Executive) of the Company be and is hereby authorised to take any and all actions which may be required for the investment of the above-mentioned amounts in the purchase of ordinary shares of associated companies mentioned in 1(i) above.</p>			

Signature of shareholder(s)

Place:

Date:

NOTES:

- Duly filled postal ballot should be sent to Chairman Mr. Akbarali Pesnani, C/o Jubilee General Insurance Company Limited, Jubilee Insurance House, I I Chundrigar Road Karachi at cm.agm@jubileegeneral.com.pk
- Copy of CNIC should be enclosed with the postal ballot form.
- Postal ballot forms should reach Chairman of the meeting on or before 24th April 2025. Any postal ballot received after this date, will not be considered for voting.
- Signature on postal ballot should match with signature on CNIC.
- Incomplete, unsigned, incorrect, defaced, torn, mutilated, over written ballot paper will be rejected.

اسپیشل بزنس آگمنٹ کے لیے پوسٹل بیلٹ پیپر
جوبلی جنرل انشورنس کمپنی لمیٹڈ کا 72 واں سالانہ اجلاس عام بروز جمعہ 25 اپریل 2025 کو صبح 9 بجے بمقام کمپنی کے رجسٹرڈ آفس واقع جوبلی انشورنس ہاؤس،

آئی آئی چندریگر روڈ کراچی پر منعقد ہو گا

شخصی اور بذریعہ الیکٹرانک شرکت

www.jubileegeneral.com.pk

جیز مین کا متعین ای میل ایڈریس جس پر بیلٹ پیپر بھیجے جائیں گے: cm.agm@jubileegeneral.com.pk

شیر ہولڈر / جو اینٹ شیر ہولڈر کا نام	
رجسٹرڈ ایڈریس	
شیرز کی تعداد اور فولیو نمبر	
CNIC نمبر (کاپی منسلک کرنی ہوگی)	
اضافی معلومات اور دیگر منسلک دستاویزات (کارپوریٹ ادارے، کارپوریشن اور وفاقی حکومت کے نمائندے کی صورت میں)	

میں / ہم یہاں پوسٹل بیلٹ کے ذریعے مندرجہ ذیل قراردادوں کے حوالے سے میرا / اپنا ووٹ دیتے ہوئے ذیل میں مناسب باکس پر ٹک مارک کے ذریعے اپنی رضامندی یا مخالفت کا اظہار کرتے ہیں (مناسب طور پر حذف کریں)

سیریل نمبر	قراردادوں کی تفصیل اور نوعیت	عمومی شیرز کی تعداد جن کے لیے ووٹ دیا	میں / ہم قراردادوں سے متفق ہیں (اتفاق)	میں / ہم قراردادوں سے اتفاق نہیں کرتے (مخالفت)
1	(i) کمپنیز ایکٹ 2017 کے سیکشن 199 کی تعمیل میں جوبلی جنرل انشورنس کمپنی لمیٹڈ اور جوبلی جنرل ونڈو ٹرانزیکشنز کے لیے یعنی کمپنی میں سے ہر ایک کے لیے 300 ملین روپے، آپریٹرز فنڈ میں سے ہر ایک کے لیے 10 ملین روپے اور پارٹنیشنرز فنڈ میں سے ہر ایک کے لیے 12 ملین روپے کی سرمایہ کا اختیار دینے پر غور اور منظوری۔ یہ سرمایہ کاری جیٹ پی سی ایچ (CPPL)، جیٹ سی سی سی (CHCC)، کریسیٹ اسٹیل اینڈ الائیڈ پروڈکٹس (CSAP)، انڈس موٹر پاکستان کمپنی (INDU)، پاکستان کیسبلز لمیٹڈ (PCAL)، میزان بینک لمیٹڈ (MEBL) اور انٹرنیشنل اسمیلز لمیٹڈ (ISL)، ایسوسی ایٹڈ کمپنیز کے عمومی شیرز کی خریداری کیے ہوگی اور یہ سرمایہ کاری خریداری کے دن مارکیٹ میں رائج قیمت کے مطابق تین سالہ کے اندر ایک یا ایک زائد اقساط میں ہوگی۔			
	(ii) کمپنی کے مینیجنگ ڈائریکٹر (چیف ایگزیکٹو) کو یہاں اس سلسلے میں وہ تمام اقدامات اٹھانے کا مجاز بنایا جاتا ہے جو مذکورہ بالا سرمایہ کاروں کے لیے ضروریات کی تکمیل اور متعلقہ کمپنیوں کے عمومی شیرز کی خریداری کے لیے مطلوب ہوں گی			

شیر ہولڈر کے دستخط

جگہ

تاریخ

نوٹس

- 1- باضابطہ طور پر مکمل کردہ پوسٹل بیلٹ جیز مین جناب اکبر علی پستانی صاحب کو بھیجنے ہوں گے، معرفت جوبلی جنرل انشورنس کمپنی لمیٹڈ، جوبلی انشورنس ہاؤس، آئی آئی چندریگر روڈ، کراچی بذریعہ ای میل: cm.agm@jubileegeneral.com.pk
- 2- پوسٹل بیلٹ فارم کے ساتھ CNIC کی کاپی منسلک کریں۔
- 3- پوسٹل بیلٹ فارم 24 اپریل 2025 یا قبل جیز مین کو موصول ہونے چاہئیں۔ تاخیر سے موصول ہونے والے بیلٹ پیپر کو ووٹنگ میں شامل نہیں کیا جائے گا۔
- 4- پوسٹل بیلٹ پر موجود دستخط CNIC پر موجود دستخط جیسے ہونے چاہئیں۔
- 5- نامکمل، غیر دستخط شدہ، غلط، محسوس شدہ، کھٹے ہوئے، گلے کئے ہوئے اور بلا ضرورت زیادہ تحریر کردہ بیلٹ پیپر منسوخ کئے جائیں گے۔



Email: info@jubileegeneral.com.pk
Website: www.jubileegeneral.com.pk

Jubilee General Insurance Company Limited

2nd Floor, Jubilee Insurance House,
I.I. Chundrigar Road, P.O. Box: 4795,
Karachi-74000, Pakistan.

UAN: (9221) 111-654-111
Fax: (9221) 32416728/32438738
Toll Free: 0800-03786, SMS: 82665