



Ittefaq Iron Industries Ltd.

Head Office : 40-B-II, Gulberg-III, Lahore - Pakistan. Ph: (042) 35765021-26 Fax: (042) 35759546
Ph: (042) 35759895, 35757397, 35757940 UAN: (042) 111-94-94-11

Marketing Division

Ph: (042) 35785468 Fax: (042) 35759411

E-mail: info@ittefaqsteel.com, sales@ittefaqsteel.com, Web: www.ittefaqsteel.com

REF. # IIL/KSE/2021/73

Dated: October 29, 2021

The General Manager,
Pakistan Stock Exchange Ltd.
Stock Exchange Building
Stock Exchange Road,
Karachi

Respected Sir,

Subject: FINANCIAL RESULTS FOR THE YEAR ENDED SEPTEMBER 30, 2021

We have to inform you that the Board of Director of our company in their meeting held on Friday, October 29, 2021 at 10 A.M. at Registered Office, 40 B II, Gulberg III, Lahore recommended the following:

1. CASH DIVIDEND

A final Cash Dividend for the year ended NIL at Rs. NIL PER share i.e. NIL %

2. BONUS ISSUE

It has been recommended by the Board of Directors to issue NIL% Bonus Share i.e.

3. RIGHT SHARES

The Board has recommended to issue NIL % Right Shares.

ANY OTHER PRICE-SENSITIVE INFORMATION

NIL

The financial results of the Company are attached :

The above entitlement will be paid to the shareholders whose names will appear in the register of Members on-N/A.


The Share transfer books of the Company will remain closed from XXXX to XXXX (both days inclusive) at the close of business on-N/A will be treated in time for the purpose of above entitlement to the transferees.


You may please inform the TRE certificate holders of the exchange accordingly.

Thanking you,

Yours Truly,


For Ittefaq Iron Industries Ltd


Shahzad Javed
(Chief Executive)




ITTEFAQ IRON INDUSTRIES LIMITED
CONDENSED INTERIM STATEMENT OF PROFIT OR LOSS & OTHER COMPREHENSIVE INCOME
FOR THE QUARTER ENDED 30 SEPTEMBER 2021 (UNAUDITED)


	30 / Sep/ 2021	30 / Sep/ 2020
	Rupees	Rupees
Sales - net	2,830,917,623	1,176,405,736
Cost of sales	2,610,138,946	1,082,897,747
Gross profit	220,778,677	93,507,989
Other operating income	49,206	515,283
Distribution and selling cost	20,813,453	17,937,515
Administrative and general expenses	22,590,551	19,095,294
Other operating cost	7,438,419	2,845,951
Finance cost	17,117,115	8,535,920
	67,959,538	48,414,680
Profit before taxation	152,868,345	45,608,592
Taxation	74,471,224	7,915,319
Profit after taxation	78,397,121	37,693,273
OTHER COMPREHENSIVE INCOME		
Other comprehensive income - net of tax	-	-
TOTAL COMPREHENSIVE INCOME FOR THE PERIOD	78,397,121	37,693,273
Earnings per share (basic and diluted)	0.54	0.26



Chief Executive Officer




Director



Chief Financial Officer