



Ittefaq Iron Industries Ltd.

Head Office : 40-B-II, Gulberg-III, Lahore - Pakistan. Ph: (042) 35765021-26 Fax: (042) 35759546
Ph: (042) 35759895, 35757397, 35757940 UAN: 111-94-94-11

Marketing Division

Ph: (042) 35785468 Fax: (042) 35759411

E-mail: info@ittefaqsteel.com, sales@ittefaqsteel.com, Web: www.ittefaqsteel.com

REF. # IIIL/KSE/0053/2020

Dated: April 27, 2020

The General Manager ,
Pakistan Stock Exchange Ltd.
Stock Exchange Building
Stock Exchange Road,
Karachi

Respected Sir,

Subject: FINANCIAL RESULTS FOR THE QUARTER ENDED MARCH 31, 2020

We have to inform you that the Board of Director of our company in their meeting held on Monday , April 27, 2020 at 11:00 AM. at Registered Office, 40 B II, Gulberg III, Lahore recommended the following:

1. CASH DIVIDEND

A final Cash Dividend for the year ended NIL at Rs.NIL PER share i.e.NIL %

2. BONUS ISSUE

It has been recommended by the Board of Directors to issue NIL% Bonus Share i.e.

3. RIGHT SHARES

The Board has recommended to issue NIL % Right Shares.

ANY OTHER PRICE-SENSITIVE INFORMATION

NIL

The financial results of the Company are attached :


The above entitlement will be paid to the shareholders whose names will appear in the register of Members on-N/A.

The Share transfer books of the Company will remain closed from February Nil to Nil (both days inclusive) at the close of business on-N/A will be treated in time for the purpose of above entitlement to the transferees.

Thanking you,

Yours Truly,

For Ittefaq Iron Industries Ltd



Shahzad Javed
(Chief Executive)




ITTEFAQ IRON INDUSTRIES LIMITED
CONDENSED INTERIM STATEMENT OF PROFIT OR LOSS (UN-AUDITED)
FOR THE NINE MONTHS ENDED 31 MARCH 2020


	9 Months ended		Quarter ended	
	31 / Mar/ 2020	31 / Mar/ 2019	31 / Mar/ 2020	31 / Mar/ 2019
	Rupees		Rupees	
Sales - net	2,272,153,212	4,892,836,559	825,634,240	1,759,091,337
Cost of sales	2,244,636,697	4,416,869,187	806,443,775	1,582,694,686
Gross profit	27,516,515	475,967,372	19,190,465	176,396,651
Other operating income	3,038,879	4,089,454	313,814	2,699,152
Distribution and selling cost	48,203,633	18,725,045	3,846,892	6,208,416
Administrative and general expenses	71,026,276	53,154,686	24,763,426	13,795,545
Other operating cost	630,668	20,906,585	-	7,225,390
Finance cost	84,675,454	127,275,355	28,554,440	61,619,140
	204,536,031	220,061,671	57,164,758	88,848,491
(Loss) / Profit before taxation	(173,980,637)	259,995,155	(37,660,479)	90,247,312
Taxation	(28,401,915)	(59,193,015)	(11,704,350)	(26,001,485)
(Loss) / Profit after taxation	(202,382,552)	200,802,139	(49,364,829)	64,245,827
Total comprehensive (Loss) / Profit	(202,382,552)	200,802,139	(49,364,829)	64,245,827
Loss per share - basic and diluted	(1.40)	1.39	(0.34)	0.45



Chief Executive Officer
Lahore.



Chief Financial Officer



Director