




HI-TECH LUBRICANTS LIMITED

1-A Danepur Road, GOR-1 Lahore 54000.

UAN: +92-42-111-645-942, Fax: +92-42-36311884

E-mail: info@hitechlubricants.com, Web: www.hitechlubricants.com



HTLL/Corporate/02-2017/012 dated 18-02-2017



HI-TECH LUBRICANTS LIMITED

1-A, Danepur Road GOR-1 Lahore

Tel:042-111-645-942, Fax:042-36311884

Email:info@hitechlubricants.com Website:www.hitechlubricants.com

The General Manager
Pakistan Stock Exchange Limited
Stock Exchange Building
Stock Exchange Road
Karachi

Subject: **Declaration of** Declaration of Interim Cash Dividend for the Half Year ended December 31, 2016

Dear Sir,

We have to inform you that the Board of Directors of our company in their Meeting held on 2017-02-18 at 11:30 at Lahore, recommended the following:

(i) CASH DIVIDEND

An Interim Cash Dividend for the year ended 2016-12-31 at Rs. 1.35 per share i.e. 13.5%. This is in addition to Interim Dividend already paid at Rs.000 per share i.e. 000%.

AND/OR

(ii) BONUS SHARES

It has been recommended by the Board of Directors to issue Interim Bonus shares in proportion of 000 share(s) for every 000 share(s) held i.e. 000%. This is in addition to the Interim Bonus Shares already issued @000%.

AND/OR

(iii) ANY OTHER ENTITLEMENT/CORPORATE ACTION
NIL

AND/OR


(iv) ANY OTHER PRICE-SENSITIVE INFORMATION
NIL

The above entitlement will be paid to the shareholders whose names will appear in the Register of Members on 2017-03-06.

The Share Transfer Books of the Company will be closed from 2017-03-07 to 2017-03-13 (both days inclusive). Transfers received at the Share Registrar Services, Central Depository Company of Pakistan Limited, CDC House, 99-B, Block B, S.M.C.H.S., Main Shakra-e-Faisal, Karachi at the close of business on 2017-03-06 will be treated in time for the purpose of above entitlement to the transferees.

You may please inform the TRE Certificate Holders of the Exchange accordingly.

Yours Sincerely,



KARACHI: C-6/1, Street No. 3, Bath Island, Clifton Karachi. Tel: +92- 21-111-645-942, Fax +92-21-35290672

ISLAMABAD: Suite # 1402, 14th Floor, Green Trust Tower, Wazirpur Avenue, Blue Area, Islamabad Tel: +92-51-111-645-942, Fax: +92-51-2813057

PESHAWAR: No. 280 3rd Floor Deans Trade Center Islamia Road, Peshawar Cantt. Tel: +92-01-5252188-0 Fax: +92-01-5252188



HI-TECH LUBRICANTS LIMITED

1-A Danepur Road, GOR-1 Lahore 54000.

UAN: +92-42-111-645-942, Fax: +92-42-36311884

E-mail: info@hitechlubricants.com, Web: www.hitechlubricants.com



HI-TECH LUBRICANTS LIMITED

1-A, Danepur Road GOR-1 Lahore

Tel:042-111-645-942, Fax:042-36311884

Email:info@hitechlubricants.com Website:www.hitechlubricants.com

The General Manager

Pakistan Stock Exchange Limited
Stock Exchange Building
Stock Exchange Road
Karachi

Subject: **Financial Results for the Quarter Ended 2016-12-31**

Dear Sir,

We have to inform you that the Board of Directors of our company in their meeting held on 2017-02-18 at 11:30 at Lahore, recommended the following:

(i) CASH DIVIDEND

An Interim Cash Dividend for the quarter ended 2016-12-31 at Rs. 1.35 per share i.e. 13.5%. This is in addition to Interim Dividend(s) already paid at Rs.000 per share i.e. 000%.

(ii) BONUS SHARES

It has been recommended by the Board of Directors to issue Interim Bonus shares in proportion of 000 share(s) for every 000 share(s) held i.e. 000%. This is in addition to the Interim Bonus Shares already issued @ 000%.

(iii) RIGHT SHARES

The Board has recommended to issue 000% Right Shares at par/at a discount/premium of Rs. 000 per share in proportion of 000 share(s) for every 000 share(s). The entitlement of right shares being declared simultaneously will be/will not be applicable on Bonus Shares as declared above.

(iv) ANY OTHER ENTITLEMENT/CORPORATE ACTION

NIL

(v) ANY OTHER PRICE-SENSITIVE INFORMATION

- N/A -

The financial results of the Company are attached:

The Company shall give complete income statements including earning per share for the current interim period and cumulatively for the current financial year to date, with comparative income statements for the comparable interim periods (current and year-to-date of the immediately preceding financial year). In addition, if there is any observation / qualification of the auditors while reviewing the second quarterly accounts, the same should also be intimated. In case the consolidated Profit & Loss Accounts are applicable, it will be required to communicate the standalone along with consolidated Profit & Loss Accounts separately for the same period.

*The above entitlement will be paid to the shareholders whose names will appear in the Register of Members on 2017-03-06.

The Share Transfer Books of the Company will be closed from 2017-03-07 to 2017-03-13 (both days inclusive). Transfers received at the Central Depository Company of Pakistan Limited, CDC House, 99-B, Block B, S.M.C.H.S., Main Shakra-e-Faisal, Karachi at the close of business on 2017-03-06 will be treated in time for the purpose of above entitlement to the transferees.

We will be sending you 200 copies of printed Accounts for distribution amongst the TRE Certificate Holders of the Exchange.

Yours Sincerely,

Asim Jafar



KARACHI: C-6/1, Street No. 3, Bath Island, Clifton Karachi. Tel: +92-21-111-645-942, Fax: +92-21-35290672

ISLAMABAD: Suite # 1402, 14th Floor Green Trust Tower, Jinnah Avenue Blue Area Islamabad Tel: +92-51-111-645-942, Fax: +92-51-2813057

PESHAWAR: No. 280, 3rd Floor, Deans Trade Center, Islamia Road, Peshawar Cantt. Tel: +92-01-5253198, Fax: +92-01-5253199

HI-TECH LUBRICANTS LIMITED
UNCONSOLIDATED CONDENSED INTERIM PROFIT AND LOSS ACCOUNT (UN-AUDITED)
FOR THE HALF YEAR ENDED 31 DECEMBER 2016

	HALF YEAR ENDED		QUARTER ENDED	
	31 December 2016	31 December 2015	31 December 2016	31 December 2015
	Rupees	Rupees	Rupees	Rupees
SALES - net	4,382,454,730	4,146,802,102	2,491,701,897	2,446,454,348
SALES TAX	(601,669,717)	(714,327,000)	(279,565,403)	(421,224,035)
NET SALES	<u>3,780,785,013</u>	<u>3,432,475,102</u>	<u>2,212,136,494</u>	<u>2,025,230,313</u>
COST OF SALES	<u>(2,814,176,615)</u>	<u>(2,438,798,156)</u>	<u>(1,656,877,742)</u>	<u>(1,431,431,802)</u>
GROSS PROFIT	966,608,398	993,676,946	555,258,752	593,798,511
DISTRIBUTION COST	(391,088,032)	(408,973,558)	(210,859,122)	(245,667,592)
ADMINISTRATIVE EXPENSES	(130,641,100)	(113,263,229)	(65,335,608)	(63,382,689)
OTHER EXPENSES	(15,020,294)	(23,452,615)	(8,783,750)	(14,034,237)
	(536,749,426)	(545,689,402)	(284,978,480)	(323,084,518)
OTHER INCOME	51,344,742	2,644,639	28,375,210	1,868,863
PROFIT FROM OPERATIONS	481,203,714	450,632,183	298,655,482	272,582,856
FINANCE COST	(10,513,264)	(9,324,947)	(6,703,561)	(5,131,473)
PROFIT BEFORE TAXATION	470,690,450	441,307,236	291,951,921	267,451,383
TAXATION	(129,338,483)	(148,567,464)	(64,194,457)	(94,094,157)
PROFIT AFTER TAXATION	<u>341,351,967</u>	<u>292,739,772</u>	<u>227,757,464</u>	<u>173,357,226</u>
EARNINGS PER SHARE - BASIC AND DILUTED	<u>2.94</u>	<u>3.36</u>	<u>1.96</u>	<u>1.99</u>



 CHIEF EXECUTIVE




 DIRECTOR

HI-TECH LUBRICANTS LIMITED AND ITS SUBSIDIARY COMPANY
CONDENSED INTERIM CONSOLIDATED PROFIT AND LOSS ACCOUNT (UN-AUDITED)
FOR THE HALF YEAR ENDED 31 DECEMBER 2016

	HALF YEAR ENDED		QUARTER ENDED	
	31 December 2016 Rupees	31 December 2015 Rupees	31 December 2016 Rupees	31 December 2015 Rupees
SALES - net	4,382,454,730	4,146,802,102	2,491,701,897	2,446,454,348
SALES TAX	(601,669,717)	(714,327,000)	(279,565,403)	(421,224,035)
NET SALES	<u>3,780,785,013</u>	<u>3,432,475,102</u>	<u>2,212,136,494</u>	<u>2,025,230,313</u>
COST OF SALES	<u>(2,757,075,768)</u>	<u>(2,438,798,156)</u>	<u>(1,603,747,673)</u>	<u>(1,431,431,802)</u>
GROSS PROFIT	1,023,709,245	993,676,946	608,388,821	593,798,511
DISTRIBUTION COST	(391,088,032)	(408,973,558)	(210,859,122)	(245,667,592)
ADMINISTRATIVE EXPENSES	(138,256,025)	(117,767,861)	(59,127,587)	(64,348,269)
OTHER EXPENSES	(15,020,297)	(23,452,615)	(8,783,778)	(14,034,237)
	(544,364,354)	(550,194,034)	(278,770,487)	(324,050,098)
OTHER INCOME	<u>51,344,742</u>	<u>2,846,347</u>	<u>28,375,210</u>	<u>2,036,953</u>
PROFIT FROM OPERATIONS	530,689,633	446,329,259	357,993,544	271,785,366
FINANCE COST	<u>(29,932,614)</u>	<u>(12,273,946)</u>	<u>(21,317,852)</u>	<u>(7,310,525)</u>
PROFIT BEFORE TAXATION	500,757,019	434,055,313	336,675,692	264,474,841
TAXATION	<u>(129,338,483)</u>	<u>(149,961,479)</u>	<u>(64,194,457)</u>	<u>(95,401,942)</u>
PROFIT AFTER TAXATION	<u><u>371,418,536</u></u>	<u><u>284,093,834</u></u>	<u><u>272,481,235</u></u>	<u><u>169,072,899</u></u>
EARNINGS PER SHARE - BASIC AND DILUTED	<u>3.20</u>	<u>3.27</u>	<u>2.35</u>	<u>1.94</u>


 CHIEF EXECUTIVE




 DIRECTOR