


HNL/CS/ 783
April 21, 2016

HIGHNOON LABORATORIES LTD.



The General Manager,
Pakistan Stock Exchange Limited,
Stock Exchange Building,
Stock Exchange Road,
KARACHI.

Registered, Head Office & Plant:

17.5 Kilometer, Multan Road, Lahore - 53700 (Pakistan)
P.O. Box 3318, Gulberg, Lahore-54660 (Pakistan)
UAN : 111-000-465
Fax : 92 - 42 - 37510037
Email : info@highnoon.com.pk
Web : www.highnoon-labs.com

Subject: **FINANCIAL RESULTS FOR THE 1st QUARTER
ENDED MARCH 31, 2016**

Dear Sir,

We have to inform you that the Board of Directors of our Company in the meeting held on April 21, 2016 at 12.00 noon at registered office at 17.5 K.M. Multan Road, Lahore approved the accounts for the 1st Quarter ended March 31, 2016.

Financial Results of the Company and Consolidated Financial Results with its subsidiary are attached herewith as Annexure I and Annexure II respectively.

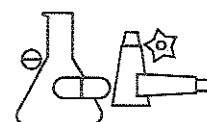
We will be sending you 200 copies of printed accounts for distribution amongst the members of the Exchange.

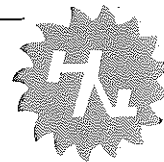
Thanking you and assurances of our highest considerations.

Yours faithfully,

KHADIM HUSSAIN MIRZA,
Company Secretary

- **The Securities & Exchange Commission of Pakistan, Islamabad**
- **The Securities & Exchange Commission of Pakistan,
Companies Registration Office, Lahore.**





HIGHNOON LABORATORIES LIMITED
CONDENSED INTERIM PROFIT AND LOSS ACCOUNT (UN-AUDITED)
FOR THE QUARTER ENDED 31 MARCH 2016

	First Quarter Ended	
	31 March	
	2016	2015
	Rupees	Rupees
Sales - net	1,229,963,791	1,022,287,498
Cost of sales	639,696,763	543,644,864
Gross profit	590,267,028	478,642,634
Distribution, selling and promotional expenses	302,893,607	273,175,005
Administrative and general expenses	64,475,882	60,287,585
Research and development expenses	801,490	796,856
Other operating expenses	18,643,243	13,424,992
	386,814,222	347,684,438
Other operating income	203,452,806	130,958,196
	2,831,812	5,361,507
Finance cost	206,284,618	136,319,703
Profit before taxation	1,489,169	2,433,009
Taxation	204,795,449	133,886,694
Profit after taxation	59,555,616	43,173,342
	145,239,833	90,713,352
Earnings per share - basic and diluted	7.13	4.45

Restated



HIGHNOON LABORATORIES LIMITED
 CONSOLIDATED CONDENSED INTERIM PROFIT AND LOSS ACCOUNT (UN-AUDITED)
 FOR THE QUARTER ENDED 31 MARCH 2016

	First Quarter Ended	
	31 March	
	2016	2015
	Rupees	Rupees
Sales - net	1,229,963,791	1,022,287,498
Cost of sales	639,696,763	543,644,864
Gross profit	590,267,028	478,642,634
Distribution, selling and promotional expenses	302,893,607	273,175,005
Administrative and general expenses	66,747,461	60,287,585
Research and development expenses	801,490	796,856
Other operating expenses	18,643,243	13,424,992
	389,085,801	347,684,438
	201,181,227	130,958,196
Other operating income	2,831,812	5,361,507
	204,013,039	136,319,703
Finance cost	1,493,553	2,433,009
Profit before taxation	202,519,486	133,886,694
Taxation	59,555,616	43,173,342
Profit after taxation	142,963,870	90,713,352
Profit /(loss) after tax attributable to:		
Shareholders of the Parent	143,228,109	90,713,352
Non-controlling interest	(264,239)	-
	142,963,870	90,713,352
Earnings per share - basic and diluted	7.02	4.45

Restated