



Habib Insurance

Est.1942

**Habib Insurance Company Ltd.**  
**78th Annual Report 2020**

# Habib Insurance Company Limited

## Contents

Company Information	1
Review Report by the Chairman	2
Directors' Report	3
Six Years' Review at a Glance	7
Statement of Compliance with the Code of Corporate Governance	8
Review Report to the Members on the Statement of Compliance	12
Auditor's Report to the Members	13
Statement of Financial Position	19
Statement of Comprehensive Income	20
Statement of Changes in Equity	21
Statement of Cash Flow	22
Notes to the Financial Statements	23
<b>Financial Statements – Window Takaful Operations</b>	
Shariah Advisor's Report	72
Assurance Report on the Statement of Management's Assessment of Compliance	73
Statement of Compliance with the Takaful Rules, 2012 and Shariah Rules & Principles	75
Auditor's Report to the Members	76
Statement of Financial Position	79
Statement of Comprehensive Income	80
Statement of Changes in Fund	81
Statement of Cash Flow	82
Notes to the Financial Statements	83
Pattern of Shareholding	113
Notice of Annual General Meeting	116
ڈائریکٹرز کی رپورٹ	130
Proxy Form	

# Habib Insurance Company Limited

## Company Information

### Board of Directors

<b>Chairman</b>	:	Rafiq M. Habib
<b>Directors</b>	:	Abbas D. Habib Mansoor G. Habib Muhammad Hyder Habib Qumail R. Habib Aun Mohammad A. Habib Shahid Ghaffar Ali Fadoo Maleeha Humayun Bangash
<b>Chief Executive</b>	:	Shabbir Gulamali
<b>Chief Financial Officer</b>	:	Murtaza Hussain
<b>Company Secretary</b>	:	Muhammad Maaz Akbar
<b>Auditors</b>	:	KPMG Taseer Hadi & Co. Chartered Accountants
<b>Share Registrar</b>	:	M/s. CDC Share Registrar Services Limited CDC House, 99-B, Block-B SMCHS, Main Shahrah-e-Faisal Karachi-74400
<b>Shariah Advisory Board</b>	:	Mufti Imtiaz Alam Mufti Muhammad Ashraf Alam Mufti Muhammad Hanif
<b>Registered Office</b>	:	1st Floor, State Life Bldg. No. 6 Habib Square, M. A. Jinnah Road P.O. Box 5217, Karachi-74000 Pakistan Tel : (92-21) 32424030/38/39 Fax : (92-21) 32421600 UAN : (92-21) 111 03 03 03 Website : <a href="http://www.habibinsurance.net">www.habibinsurance.net</a>

# Habib Insurance Company Limited

## **Review Report by the Chairman on the Overall Performance of the Board**

Alhamdulillah, I am pleased to present a report on the overall performance of the Board and effectiveness of the role played by the Board in achieving the Company's objectives.

Powers for management and control of affairs of the Company rest with the Board of Directors, except for powers expressly required to be exercised by shareholders in general meeting. The Directors delegate day-to-day operations of the Company to the Management, but such delegation remains subject to the control and direction of the Board, to the best of their knowledge. The Directors are required to carry out their fiduciary duties and exercise their independent judgement to the best of their abilities in the interest of the Company.

As required under the Code of Corporate Governance, an annual evaluation of the Board of the Company is carried out. The purpose of this evaluation is to ensure the Board's overall performance and effectiveness is measured and benchmarked against expectations in the context of objectives set for the Company.

Overall objective of performance evaluation of the Board is to ensure sustainable growth and development of the Company, with focus on the following areas:

- (a) Creating an Effective Board
- (b) Running an Effective Board
- (c) Understanding the Business including Risk
- (d) Performance Evaluation
- (e) Ethical & Values Driven
- (f) Strategic Objectives
- (g) Ideas for Improvement

Accordingly, performance evaluation of the Board was conducted in 2020 as per mechanism approved by the Board. It was concluded that the overall performance of the Board, including effectiveness of the role played by the Board in achieving the Company's objectives, was found to be generally satisfactory.

Lastly, I wish to acknowledge the commitment and diligence of my fellow Directors, the executive team and all the employees of the Company for their hard work and contribution towards the growth of the Company.

Karachi: March 31, 2021

RAFIQ M. HABIB  
*Chairman*

# Habib Insurance Company Limited

## Seventy Eighth Report of the Directors to the Shareholders for the year ended December 31, 2020

The Shareholders,

The Board of Directors have pleasure in presenting the Seventy Eighth Annual Report alongwith the audited accounts of the Company for the year ended December 31, 2020.

	Rupees in '000
Profit after tax for the year 2020	61,663
Amount available after appropriations for the year 2019	39,699
	<u>101,362</u>
The Board of Directors now propose:	
Payment of dividend at Rs. 0.50 per share of Rs. 5/- each i.e. @ 10%	61,937
Unappropriated profit carried forward	39,425
	<u>101,362</u>
Basic earnings per share - (Rupees)	<u>0.50</u>

The Directors are pleased to recommend payout of 10% to shareholders for the year 2020 as mentioned above.

The world experienced unprecedented challenges in 2020 as a result of the COVID-19 pandemic. Governments across the world adopted strict measures in an attempt to control the spread of disease. Despite their best efforts, the virus spread during the year, and took its toll on human life, and caused far reaching economic losses. Our prayers and thoughts are with all who have suffered.

For the year under review, by the Grace of Allah the underwriting profits have increased to Rs. 121.2 million as compared to Rs. 101.3 million for the corresponding period of last year. The written gross premium grew by 6% to Rs. 1.8 billion with net insurance premium of Rs. 738.7 million compared to Rs. 755.6 million of last year.

The investment income for the year was Rs. 94.1 million as against Rs. 94.8 million the year before, despite lower capital gains realised in the period from Rs 36.3 million to Rs. 7.8 million. This differential was compensated by an increase in dividend and interest income. As a result, the profit after tax of the Company for 2020 was Rs. 61.6 million.

The Pakistan Rating Agency has assigned A+ Insurer Financial Strength (IFS) rating to the Company. This denotes strong capacity to meet policy holders and contract obligations.

On the overall performance of the economy for 2019-20, although the GDP growth was slightly in the negative, Current Account Deficit drastically reduced from US\$ 13.4 billion to US\$ 2.97 billion and Foreign Exchange Reserves increased to US\$ 17.97 billion which further increased to US\$ 20.51 billion as at December 31, 2020. There was a rise in inflation to 10.70% and the discount rate which was reduced from 13.25% to 9.0% in 2019 has further reduced to 7.0%. The KSE 100 Index closed at 43755 as at December 31, 2020, an increase of 7.4% and is presently around the same level.

The year 2021 started with a strong sense of hope and optimism, with vaccines being approved for use against the COVID-19 pandemic. Various countries rolled out vaccination programs in a worldwide effort to reduce the impact of the disease. The year ahead is still expected to be challenging, and the world will have to learn to adapt to the changing environment. We pray to Allah for the safety and health for people across the world, and for a rapid return to as normal conditions as possible.

Looking ahead for the year 2021, the Company will continue its effort to strive for progress to Inshallah attain better underwriting results through focusing on expansion of business, without compromising on its cautious underwriting, alongwith improved investment income.

# Habib Insurance Company Limited

As always, we are indeed thankful to all our clients and customers who have placed their confidence in our Company. A special mention is made for all the support and guidance we have received from our Reinsurers. The Board of Directors would like to express their appreciation to all staff members of the Company for their dedication and hard work throughout the year.

## Composition of Board

The Board of Directors of the Company consist of nine (9) Directors (One Female and Eight Male directors). Composition of Board is as under

Independent Directors - Male	Mr. Shahid Ghaffar Mr. Ali Fadoo
Independent Director - Female	Ms. Maleeha Humayun Bangash
Non-Executive Directors	Mr. Rafiq M. Habib Mr. Abbas D. Habib Mr. Mansoor G. Habib Mr. Muhammad Hyder Habib Mr. Qumail R. Habib
Executive Director	Mr. Aun Mohammad A. Habib

## Corporate Social Responsibility (CSR)

Your Company is fully committed to the concept of Corporate Social Responsibility and fulfills this responsibility by engaging in a wide range of activities which include:

- corporate philanthropy amounting to Rs. 3.2 million by way of donations during the year for social and educational development and welfare of under privileged classes.
- energy conservation, environmental protection, and occupational safety and health by restricting unnecessary lighting, implementing tobacco control law and "No Smoking Zone", and providing a safe and healthy work environment;
- business ethics, requiring all staff members to comply with the Company's "Code of Conduct";
- amicable staff relations, recognition of merit and performance, and on-going opportunities for learning and growth of staff, both on-the-job and through formal training programmes;
- employment through a transparent procedure, without discrimination on the basis of religion, caste, language, etc.; and
- contribution to the national exchequer by the Company by way of direct taxes of Rs. 26.0 million during the year; furthermore, an additional amount of over Rs. 317.6 million was deducted/ collected by the Company on account of withholding taxes, sales tax on services and federal excise duties paid to the Government of Pakistan.

## Risk Management Framework

The Company always had a Risk Management Framework commensurate with the size of the Company and the nature of its business. This framework has developed over the years and continues to be refined and improved. The Company aims to take business risks in a prudent manner, guided by a conservative outlook. Business risks and mitigation factors are described in detail in Notes 36 & 37 of the Notes to the Conventional Financial Statements and Notes 26, 27 & 29 of Window Takaful Operations Financial Statements.

## Board Committees

### Audit Committee

The Audit Committee of the Company comprises of three members with representation of an Independent Director as Chairman who is also financially literate and two Non-Executive Directors. The Audit Committee met four times during the year. Attendance of meetings is as follows:

		No. of Meetings attended
Mr. Shahid Ghaffar	Chairman	3
Mr. Mansoor G. Habib	Member	4
Mr. Qumail R. Habib	Member	4

# Habib Insurance Company Limited

## Ethics, Nomination, Human Resource & Remuneration Committee

The Ethics, Nomination, Human Resource & Remuneration Committee comprises of four members with representation of an Independent Director as Chairman, two Non-Executive Directors, an Executive Director & Chief Executive.

Mr. Ali Fadoo	Chairman
Mr. Rafiq M. Habib	Member
Mr. Abbas D. Habib	Member
Mr. Aun Mohammad A. Habib	Member
Mr. Shabbir Gulamali	Member

The committee met once during the year. At the time of meeting, the Committee comprised the following members and their attendance in the meeting was as follows:

		No. of Meeting attended
Mr. Shahid Ghaffar	Chairman	1
Mr. Qumail R. Habib	Member	1
Mr. Aun Mohammad A. Habib	Member	1
Mr. Shabbir Gulamali	Member	1

## Investment Committee

The Investment Committee comprises of seven members with representation of two Independent Directors, two Non-Executive Directors, an Executive Director, Chief Executive & Chief Financial Officer. The Investment Committee met five times during the year. Attendance of meetings is as follows:

		No. of Meetings attended
Mr. Shahid Ghaffar	Chairman	4
Mr. Mansoor G. Habib	Member	5
Mr. Qumail R. Habib	Member	5
Mr. Aun Mohammad A. Habib	Member	5
Ms. Maleeha Humayun Bangash	Member	4
Mr. Shabbir Gulamali	Member	5
Mr. Murtaza Hussain	Member	5

## Directors Training Programme

Out of the nine Directors of the Company, four have already attended the Directors' Training Programme. Two Directors are exempt from this requirement based on their qualification and experience.

## Directors' Remuneration Policy

The Board of Directors has approved a 'Policy and Procedure for Fixing Remuneration of Directors', which states that:

- No director shall determine his own remuneration. These shall be subject to prior approval of the Board of Directors.
- Levels of remuneration shall be appropriate and commensurate with the level of responsibility and expertise, to attract and retain directors needed to govern the Company successfully and to encourage value addition. However, it shall not be at a level that could be perceived to compromise their independence.

The details of the remuneration of the Executive Director is disclosed in Note 32.

## Auditors

The present auditors, M/s. KPMG Taseer Hadi & Co. Chartered Accountants, retire and offer themselves for reappointment. As suggested by the Audit Committee, the Board of Directors have recommended their appointment as auditors of the Company for the year ending December 31, 2021, at a fee to be mutually agreed.

## Statement on Corporate and Financial Reporting Framework

1. The financial statements, prepared by the Company, present fairly its state of affairs, the result of its operations, cash flows and changes in equity.
2. Proper books of account of the Company have been maintained.
3. Appropriate accounting policies have been consistently applied in preparation of the financial statements, changes if any, have been adequately disclosed and accounting estimates are based on reasonable and prudent judgment.
4. International Financial Reporting Standards and Islamic Financial Accounting Standards as applicable in Pakistan, have been followed in preparation of the financial statements and any departure therefrom has been adequately disclosed.

# Habib Insurance Company Limited

5. The system of internal control is sound in design and has been effectively implemented and monitored.
6. There are no doubts upon the Company's ability to continue as a going concern.
7. There has been no material departure from the best practices of corporate governance, as detailed in the listing regulations.
8. Key operating and financial data for the last six years is annexed.
9. Information about the taxes and levies is given in the notes to the financial statements.
10. Value of investments and the balance in deposit accounts of Provident Fund as at December 31, 2020 is Rs. 78.2 million.
11. During the year four Board meetings were held and the attendance of the Directors is as follows:

<b>Date of Meeting</b>	<b>Attended by</b>	
April 22, 2020	Mr. Abbas D. Habib Mr. Mansoor G. Habib Mr. Mohamedali R. Habib Mr. Qumail R. Habib Mr. Aun Mohammad A. Habib Mr. Shahid Ghaffar Mr. Shabbir Gulamali	Chief Executive
May 28, 2020	Mr. Rafiq M. Habib Mr. Abbas D. Habib Mr. Mansoor G. Habib Mr. Muhammad Hyder Habib Mr. Qumail R. Habib Mr. Aun Mohammad A. Habib Mr. Shahid Ghaffar Mr. Ali Fadoo Ms. Maleeha Humayun Bangash Mr. Shabbir Gulamali	Chief Executive
August 19, 2020	Mr. Rafiq M. Habib Mr. Abbas D. Habib Mr. Mansoor G. Habib Mr. Muhammad Hyder Habib Mr. Qumail R. Habib Mr. Aun Mohammad A. Habib Mr. Shahid Ghaffar Mr. Ali Fadoo Ms. Maleeha Humayun Bangash Mr. Shabbir Gulamali	Chief Executive
October 27, 2020	Mr. Rafiq M. Habib Mr. Abbas D. Habib Mr. Mansoor G. Habib Mr. Muhammad Hyder Habib Mr. Qumail R. Habib Mr. Aun Mohammad A. Habib Mr. Ali Fadoo Ms. Maleeha Humayun Bangash Mr. Shabbir Gulamali	Chief Executive

12. The pattern of shareholding and additional information regarding pattern of shareholding is annexed.
13. No trades in the shares of the Company were carried out by the Directors, CEO, CFO, Company Secretary and their spouses and minor children.

On behalf of the Board of Directors

RAFIQ M. HABIB  
*Chairman*

SHABBIR GULAMALI  
*Chief Executive*

Karachi: March 31, 2021

# Habib Insurance Company Limited

## Six Years' Review at a Glance

Years	2020	2019	2018	2017	2016	2015
	(Rupees in '000)					
Gross Written Premium/ Contribution	1,804,618	1,705,935	1,345,436	1,163,365	1,400,881	1,123,213
Net Insurance Premium/ Contribution	792,021	774,736	532,595	555,977	544,701	500,364
Investment Income	94,145	94,810	196,665	215,224	238,627	199,615
Net Insurance/ Takaful Claims	385,467	432,933	313,987	373,716	281,560	221,739
Profit after Tax	61,663	70,087	105,310	109,956	191,708	226,867
Paid-up Capital	619,374	619,374	619,374	619,374	619,374	619,374
Reserves & Retained Earnings	680,874	629,807	719,185	816,253	1,117,204	899,572
Total Assets	4,017,876	3,640,667	3,282,403	3,276,059	3,665,492	3,298,581
Cash Dividend - %	10	10	15	15	15	35
Stock Dividend - %	–	–	–	–	–	–

# Habib Insurance Company Limited

## Statement of Compliance with Code of Corporate Governance for Insurers, 2016 & Listed Companies (Code of Corporate Governance) Regulations, 2019 for the year ended December 31, 2020

This statement is being presented in compliance with the Code of Corporate Governance for Insurers, 2016 (the Code) and the Listed Companies (Code of Corporate Governance) Regulations, 2019 (the Regulations) for the purpose of establishing a framework of good governance, whereby an insurer is managed in compliance with the best practices of corporate governance.

The Company has applied the principles contained in the Code and the Regulations in the following manner:

1. The total number of directors are nine as per the following:

- Male 8
- Female 1

2. The Composition of Board is as follows:

Independent Directors - Male	Mr. Shahid Ghaffar Mr. Ali Fadoo
Independent Director - Female	Ms. Maleeha Humayun Bangash
Non-Executive Directors	Mr. Rafiq M. Habib Mr. Abbas D. Habib Mr. Mansoor G. Habib Mr. Muhammad Hyder Habib Mr. Qumail R. Habib
Executive Director	Mr. Aun Mohammad A. Habib

Mr. Shabbir Gulamali is the Chief Executive of the Company. Being the Chief Executive of the Company, he is deemed to be a Director.

The independent Directors meets the criteria of independence as laid down under the Code and the Regulations.

3. The Directors have confirmed that none of them is serving as a director on more than seven listed companies, including this Company.
4. All the resident Directors of the Company are registered as taxpayers and none of them has defaulted in payment of any loan to a banking company, a DFI or an NBFIs or, being a member of a stock exchange, has been declared as a defaulter by a stock exchange.
5. No casual vacancy occurred on the Board during the year.
6. The Company has prepared a Code of Conduct and has ensured that appropriate steps have been taken to disseminate it throughout the Company along with its supporting policies and procedures.
7. The Board has developed a vision/ mission statement, overall corporate strategy and significant policies of the Company. A complete record of particulars of significant policies along with the dates on which they were approved or amended has been maintained.
8. All the powers of the Board have been duly exercised and decisions on relevant matters have been taken by the Board/ shareholders as empowered by the relevant provision of the Act and these regulations. The decision on material transactions, including appointment and determination of remuneration and terms and conditions of employment of the Chief Executive, other Executive Director and key officers, have been taken by the Board.
9. The meetings of the Board were presided over by the Chairman and, in his absence, by a Director elected by the Board for this purpose. The Board has complied with the requirements of the Act and the Regulations with respect to frequency, recording and circulating minutes of meetings of the Board. Written notices of Board meetings, along with agenda and working papers were circulated at least seven days before the meeting.
10. The Board has established a system of sound internal control, which is effectively implemented at all levels within the Company. The Company has adopted and complied with all the necessary aspects of internal controls given in the Code.

# Habib Insurance Company Limited

11. An orientation of the Board of Directors was conducted to appraise them of their duties and responsibilities including the fiduciary duties as contained in the Companies Act, 2017.
12. The Board of Directors have a formal policy and transparent procedures for remuneration of Directors in accordance with the Act and the Regulations.
13. The Board of Directors of the Company consist of nine Directors, out of which following four Directors are certified under the Director's Training Program:
  - Mr. Abbas D. Habib
  - Mr. Qumail R. Habib
  - Mr. Ali Fadoo
  - Ms. Maleeha Humayun Bangash

Further, following two of our Directors are exempt from this requirement based on their qualification and experience:

- Mr. Rafiq M. Habib
  - Mr. Aun Mohammad A. Habib
14. There was no new appointment of CFO, Company Secretary and Head of Internal Audit during the year.
  15. The Directors' Report for this year has been prepared in compliance with the requirements of the Code and fully describes the salient matters required to be disclosed.
  16. Chief Financial Officer and Chief Executive duly endorsed the financial statements before approval of the Board.
  17. The Directors, Chief Executive, and other executives do not hold any interest in the shares of the Company other than disclosed in the pattern of shareholding.
  18. The Company has complied with all the corporate and financial reporting requirements of the Code.
  19. The Board has formed the following Board Committees:

#### **Investment Committee:**

<b>Name of the Member</b>	<b>Category</b>
Mr. Shahid Ghaffar	Chairman – Independent Director
Mr. Mansoor G. Habib	Member – Non-Executive Director
Mr. Qumail R. Habib	Member – Non-Executive Director
Mr. Aun Mohammad A. Habib	Member – Executive Director
Ms. Maleeha Humayun Bangash	Member – Independent Director
Mr. Shabbir Gulamali	Member – Chief Executive
Mr. Murtaza Hussain	Member – Chief Financial Officer

#### **Ethics, Nomination, Human Resource & Remuneration Committee:**

<b>Name of the Member</b>	<b>Category</b>
Mr. Ali Fadoo	Chairman – Independent Director
Mr. Rafiq M. Habib	Member – Non-Executive Director
Mr. Abbas D. Habib	Member – Non-Executive Director
Mr. Aun Mohammad A. Habib	Member – Executive Director

20. The Board has formed the following Management Committees:

#### **Underwriting, Reinsurance & Co-insurance Committee:**

<b>Name of the Member</b>	<b>Category</b>
Mr. Ali Fadoo	Chairman
Mr. Aun Mohammad A. Habib	Member
Mr. Shabbir Gulamali	Member
Mr. Fawwad A. Razzak	Member
Mr. Tariq Awan	Secretary

# Habib Insurance Company Limited

## Claims Settlement Committee:

Name of the Member	Category
Mr. Mansoor G. Habib	Chairman
Mr. Shabbir Gulamali	Member
Mr. Murtaza Hussain	Member
Mr. Mohammad Omar Zubair	Member
Mr. Murtuza Barristor	Secretary

## Risk Management & Compliance Committee:

Name of the Member	Category
Mr. Muhammad Hyder Habib	Chairman
Mr. Aun Mohammad A. Habib	Member
Mr. Shabbir Gulamali	Member
Mr. Murtaza Hussain	Member
Mr. Mohammad Omar Zubair	Secretary

21. The Board has formed an Audit committee. It comprises of three members of whom one is an Independent Director and two Non-Executive Directors. The Chairman of the Committee is an Independent Director. The composition of the Audit Committee is as follows:

Name of Members	Category
Mr. Shahid Ghaffar	Chairman – Independent Director
Mr. Mansoor G. Habib	Member – Non-Executive Director
Mr. Qumail R. Habib	Member – Non-Executive Director

22. The meetings of the Committees except Ethics Nomination, Human Resource & Remuneration Committee, were held at least once every quarter. The quarterly Meetings of Audit Committee was held prior to approval of interim and final results of the Company.
23. The terms of reference of the aforesaid committees have been formed, documented, and advised to the committee for compliance.
24. The Board has set up an effective internal audit function which is staffed with the resources who are suitably qualified and experienced for the purpose and are conversant with the policies and procedures of the Company and are involved in the internal audit function on a regular basis.
25. The Chief Executive, Chief Financial Officer, Company Secretary & Compliance Officer and the Head of Internal Audit possess such qualification and experience as required under the Code. Moreover, the persons heading the Underwriting, Claim, Reinsurance, Risk Management and Grievance Departments possess qualification and experience of direct relevance to their respective functions, as required under section 12 of the Insurance Ordinance, 2000 (Ordinance No. XXXIX of 2000).

Name of the Person	Designation	Qualification	Experience
Mr. Shabbir Gulamali	Chief Executive	FCCA	33 years
Mr. Murtaza Hussain	Chief Financial Officer & Head of Grievance	FCCA	18 years
Mr. Muhammad Maaz Akbar	Company Secretary & Compliance Officer	ACCA	9 years
Syed Fakhar Imam Zaidi	Head of Internal Audit	ACA	16 years
Mr. Mohammad Omar Zubair	Head of Underwriting, Claims, Reinsurance & Risk Management	MBA	27 years

26. The statutory auditors of the Company have been appointed from the panel of auditors approved by the Commission in term of Section 48 of the Insurance Ordinance, 2000 (Ordinance No. XXXIX of 2000). The statutory auditors have confirmed that they have been given a satisfactory rating under the quality control review program of the Institute of Chartered Accountants of Pakistan, that they or any of the partners of the firm, their spouses and minor children do not hold shares of the Company and that the firm and all its partners are in compliance with

# Habib Insurance Company Limited

International Federation of Accountants (IFAC) guidelines on code of ethics as adopted by the Institute of Chartered Accountants of Pakistan and that they and the partners of the firm involved in the audit are not a close relative (spouse, parent, dependent and non-dependent children) of the Chief Executive, Chief Financial Officer Head of Internal Audit, Company Secretary or Directors of the Company.

27. The statutory auditors or the persons associated with them have not been appointed to provide other services and the auditors have confirmed that they have observed IFAC guidelines in this regard.
28. The Board ensures that the Investment Policy of the Company has been drawn up in accordance with the provisions of the Code.
29. The Board ensures that the Risk Management System of the Company is in place as per the requirements of the Code.
30. The Company has set up a Risk Management function which carries out its tasks as covered under the Code.
31. The Board ensures that as part of the Risk Management System, the Company gets itself rated from the Pakistan Credit Rating Agency which is being used by its Risk Management Function and the respective Committee as a risk monitoring tool. The rating assigned by the said rating agency on December 09, 2020 is A+.
32. The Board has set up a Grievance Function which fully complies with the requirements of the Code.
33. The Company has complied with the requirement relating to maintenance of register of persons having access to inside information by designated Senior Management Official in a timely manner and maintained proper record including basis of inclusion or exclusion of names of persons from the said list.
34. The Company has not obtained any exemption from the Securities and Exchange Commission of Pakistan in respect of requirements of the Code.
35. We confirm that all requirements of regulations 3, 6, 7, 8, 27, 32, 33 and 36 of the Regulations have been complied with.

On behalf of the Board of Directors

RAFIQ M. HABIB  
*Chairman*

SHABBIR GULAMALI  
*Chief Executive*

Karachi: March 31, 2021

# Habib Insurance Company Limited

## INDEPENDENT AUDITOR'S REVIEW REPORT

To the members of Habib Insurance Company Limited

### Review of the Statement of compliance with the Code of Corporate Governance for Insurers, 2016 & Listed Companies (Code of Corporate Governance) Regulations, 2019

We have reviewed the enclosed Statement of Compliance with the Code of Corporate Governance for Insurer, 2016 and the Listed Companies (Code of Corporate Governance) Regulations, 2019 (combined called 'the Code') prepared by the Board of Directors of Habib Insurance Company Limited ("the Company") for the year ended 31 December 2020 in accordance with the requirements of the Code.

The responsibility for compliance with the Code is that of the Board of Directors of the Company. Our responsibility is to review whether the Statement of Compliance reflects the status of the Company's compliance with the provisions of the Code and report if it does not and to highlight any non-compliance with the requirements of the Code. A review is limited primarily to inquiries of the Company's personnel and review of various documents prepared by the Company to comply with the Code.

As a part of our audit of the financial statements we are required to obtain an understanding of the accounting and internal control systems sufficient to plan the audit and develop an effective audit approach. We are not required to consider whether the Board of Directors' statement on internal control covers all risks and controls or to form an opinion on the effectiveness of such internal controls, the Company's corporate governance procedures and risks.

The Code requires the Company to place before the Audit Committee, and upon recommendation of the Audit Committee, place before the Board of Directors for their review and approval, its related party transactions. We are only required and have ensured compliance of this requirement to the extent of the approval of the related party transactions by the Board of Directors upon recommendation of the Audit Committee. We have not carried out procedures to assess and determine the Company's process for identification of related parties and that whether the related party transactions were undertaken at arm's length price or not.

Based on our review, nothing has come to our attention which causes us to believe that the Statement of Compliance does not appropriately reflect the Company's compliance, in all material respects, with the requirements contained in the Code as applicable to the Company for the year ended 31 December 2020.

Date: April 07, 2021  
Karachi

---

**KPMG Taseer Hadi & Co.**  
**Chartered Accountants**

# Habib Insurance Company Limited

## INDEPENDENT AUDITOR'S REPORT

**To the members of Habib Insurance Company Limited**

### **Report on the Audit of the Financial Statements**

#### **Opinion**

We have audited the annexed financial statements of **Habib Insurance Company Limited (“the Company”)**, which comprise the statement of financial position as at 31 December 2020, the statement of comprehensive income, the statement of changes in equity and the statement of cash flows for the year then ended, and notes to the financial statements, including a summary of significant accounting policies and other explanatory information, and we state that we have obtained all the information and explanations which, to the best of our knowledge and belief, were necessary for the purposes of the audit.

In our opinion and to the best of our information and according to the explanations given to us, the statement of financial position, the statement of comprehensive income, the statement of changes in equity and the statement of cash flows together with the notes forming part thereof, conform with the accounting and reporting standards as applicable in Pakistan and give the information required by the Insurance Ordinance, 2000 and the Companies Act, 2017 (XIX of 2017), in the manner so required and respectively give a true and fair view of the state of Company's affairs as at 31 December 2020 and of the total comprehensive income, the changes in equity and its cash flows for the year then ended.

#### **Basis for Opinion**

We conducted our audit in accordance with International Standards on Auditing (ISAs) as applicable in Pakistan. Our responsibilities under those standards are further described in the Auditor's Responsibilities for the Audit of the Financial Statements section of our report. We are independent of the Company in accordance with the International Ethics Standards Board for Accountants' Code of Ethics for Professional Accountants as adopted by the Institute of Chartered Accountants of Pakistan (the Code) and we have fulfilled our other ethical responsibilities in accordance with the Code. We believe that the audit evidence we have obtained is sufficient and appropriate to provide a basis for our opinion.

#### **Key Audit Matters**

Key audit matters are those matters that, in our professional judgment, were of most significance in our audit of the financial statements for the current period. These matters were addressed in the context of our audit of the financial statements as a whole and in forming our opinion thereon, and we do not provide a separate opinion on these matters.

# Habib Insurance Company Limited

Following are the key audit matters:

S.No.	Key audit matter(s)	How the matters were addressed in our audit
1	<p><b>Valuation of Claim Liabilities</b></p> <p>Refer notes 3.20 and 22 to the financial statements relating to claim liabilities.</p> <p>The Company's claim liabilities represent 30% of its total liabilities.</p> <p>Valuation of these claim liabilities involves significant management judgment regarding uncertainty in the estimation of claims payments and assessment of frequency and severity of claims. Claim liabilities are recognized on intimation of the insured event based on management judgment and estimation. The Company maintains provision for claims incurred but not reported (IBNR) based on the advice of an independent actuary. The actuarial valuation process involves significant judgment and the use of actuarial assumptions.</p> <p>We have identified the valuation of claim liabilities as key audit matter because estimation of claim liabilities involves a significant degree of judgment.</p>	<p>Our audit procedures in respect of this matter included the following:</p> <ul style="list-style-type: none"> <li>• Obtained an understanding, evaluated the design and tested the controls over the process of capturing, processing and recording of information related to the claims;</li> <li>• Assessed the appropriateness of the Company's accounting policy for recording of claims in line with requirements of applicable accounting and reporting standards;</li> <li>• Inspected significant arrangements with reinsurer to obtain an understanding of contracts terms and assessed that recoveries from reinsurance on account of claims reported has been accounted for based on terms and conditions;</li> <li>• Assessed on a sample basis the reinsurer's share of claims against the term of the reinsurance contracts and the related recorded liabilities; and</li> <li>• Tested claims transactions on sample basis with underlying documentation to evaluate that whether the claims reported during the year are recorded in accordance with the requirements of the Company's policy and insurance regulations;</li> <li>• Tested specific claims transactions on sample basis recorded close to year end and subsequent to year end with underlying documentation to assess whether claims had been recognized in the appropriate accounting period;</li> <li>• Tested on sample basis the completeness, accuracy and reliability of the underlying data utilized by the management, to support the actuarial valuation;</li> </ul>

# Habib Insurance Company Limited

S.No.	Key audit matter(s)	How the matters were addressed in our audit
		<ul style="list-style-type: none"> <li>• Involved independent actuarial expert to review the reasonableness of the assumptions used and adequacy of IBNR reserve; and</li> <li>• Assessed the adequacy of Company's disclosures within the financial statements as per the relevant accounting and reporting requirements.</li> </ul>
2	<p><b>Revenue Recognition</b></p> <p>Refer notes 3.11, 21 and 26 to the financial statements relating to revenue recognition.</p> <p>The Company receives its revenue primarily from two main sources namely; premiums and investments income. Premiums from insurance policies comprise of 89% of the total revenue.</p> <p>We identified revenue recognition as a key audit matter as it is one of the key performance indicators of the Company and because of the potential risk that revenue transactions may not be recognized in the appropriate period.</p>	<p>Our audit procedures in respect of this matter included the following:</p> <ul style="list-style-type: none"> <li>• Obtained an understanding, evaluated the design and tested the controls over the process of capturing, processing and recording of premium income;</li> <li>• Assessed the appropriateness of the Company's accounting policy for recording of premiums and investment income in line with requirements of applicable accounting and reporting standards;</li> <li>• Tested the premium recorded on sample basis to test the accuracy from the underlying policies issued to insurance contract holders;</li> <li>• Recalculated the unearned portion of premium income and ensured that appropriate amount has been recorded as unearned premium reserve;</li> <li>• For a sample of investment income transactions, tested that investment income is recorded based on the effective interest rate or where right to receive the dividend is established; and</li> <li>• Tested the policies on sample basis where premium was recorded close to year end and subsequent to year end, and evaluated that these were recorded in the appropriate accounting period;</li> </ul>

# Habib Insurance Company Limited

S.No.	Key audit matter(s)	How the matters were addressed in our audit
3	<p><b>Valuation of insurance / reinsurance receivables</b></p> <p>Refer notes 3.7.1 and 10 to the financial statements relating to valuation of insurance / reinsurance receivables.</p> <p>The Company's insurance/ reinsurance receivables represent 24% of its total assets.</p> <p>Valuation of these receivables involves significant judgment regarding uncertainty in determining impairment / provisions.</p> <p>We identified the valuation of insurance/ reinsurance receivables as a key audit matter as the estimation involves a significant degree of judgment.</p>	<p>Our audit procedures in respect of this matter included the following:</p> <ul style="list-style-type: none"> <li>• Tested the accuracy of insurance/ reinsurance receivables aging report, on a sample basis, by comparing individual balances in the report with underlying documentation to evaluate that the balances appearing in the ageing report were classified within appropriate ageing bucket; and</li> <li>• Assessed the appropriateness of assumptions and estimates made by the management for the provision for impairment by comparing, on a sample basis, past experience and historical trends of collection, actual write offs and receipts and settlement from/ with customers and reinsurer subsequent to the financial year end.</li> </ul>
4	<p><b>Valuation and Impairment of Investments</b></p> <p>Refer notes 3.12, 3.16, 7 and 8 to the financial statements relating to Valuation and Impairment of Investments.</p> <p>The Company's investment portfolio comprises of debt securities and equity securities.</p> <p>We identified the valuation and impairment of investments as key audit matter because of the significance of investments and uncertainty involved in valuation and impairment.</p>	<p>Our audit procedures in respect of this matter included the following:</p> <ul style="list-style-type: none"> <li>• Obtained an understanding, evaluated the design and tested the operating effectiveness of controls designed for valuation and impairment of investments classified as available for sale;</li> <li>• Assessed the methodology used and for a sample of investments, evaluated the valuation of debt securities using the market yield pricing methodology based on interpolation of relevant rates and valuation of equity securities by comparing the quoted prices of Mutual Fund Association of Pakistan (MUFAP) and Pakistan Stock Exchange respectively for the securities; and</li> <li>• Assessed the appropriateness of impairment in the value of available for sale securities held by the Company in accordance with accounting and reporting standards as applicable in Pakistan.</li> </ul>

# Habib Insurance Company Limited

## **Information Other than the Financial Statements and Auditor's Report Thereon**

Management is responsible for the Other Information. The Other Information comprises the information included in the Company's Annual Report but does not include the financial statements and our auditor's report thereon.

Our opinion on the financial statements does not cover the Other Information and we do not express any form of assurance conclusion thereon.

In connection with our audit of the financial statements, our responsibility is to read the Other Information and, in doing so, consider whether the Other Information is materially inconsistent with the financial statements or our knowledge obtained in the audit, or otherwise appears to be materially misstated. If, based on the work we have performed, we conclude that there is a material misstatement of this Other Information, we are required to report that fact. We have nothing to report in this regard.

## **Responsibilities of Management and Board of Directors for the Financial Statements**

Management is responsible for the preparation and fair presentation of the financial statements in accordance with accounting and reporting standards as applicable in Pakistan and the requirements of Insurance Ordinance, 2000 and, Companies Act, 2017 (XIX of 2017), and for such internal control as management determines is necessary to enable the preparation of financial statements that are free from material misstatement, whether due to fraud or error.

In preparing the financial statements, management is responsible for assessing the Company's ability to continue as a going concern, disclosing, as applicable, matters related to going concern and using the going concern basis of accounting unless management either intends to liquidate the Company or to cease operations, or has no realistic alternative but to do so.

Board of directors are responsible for overseeing the Company's financial reporting process.

## **Auditor's Responsibilities for the Audit of the Financial Statements**

Our objectives are to obtain reasonable assurance about whether the financial statements as a whole are free from material misstatement, whether due to fraud or error, and to issue an auditor's report that includes our opinion. Reasonable assurance is a high level of assurance but is not a guarantee that an audit conducted in accordance with ISAs as applicable in Pakistan will always detect a material misstatement when it exists. Misstatements can arise from fraud or error and are considered material if, individually or in the aggregate, they could reasonably be expected to influence the economic decisions of users taken on the basis of these financial statements.

As part of an audit, in accordance with ISAs as applicable in Pakistan, we exercise professional judgment and maintain professional skepticism throughout the audit. We also:

- Identify and assess the risks of material misstatement of the financial statements, whether due to fraud or error, design and perform audit procedures responsive to those risks, and obtain audit evidence that is sufficient and appropriate to provide a basis for our opinion. The risk of not detecting a material misstatement resulting from fraud is higher than for one resulting from error, as fraud may involve collusion, forgery, intentional omissions, misrepresentations, or the override of internal control.
- Obtain an understanding of internal control relevant to the audit in order to design audit procedures that are appropriate in the circumstances, but not for the purpose of expressing an opinion on the effectiveness of the Company's internal control.
- Evaluate the appropriateness of accounting policies used and the reasonableness of accounting estimates and related disclosures made by management.
- Conclude on the appropriateness of management's use of the going concern basis of accounting and, based on the audit evidence obtained, whether a material uncertainty exists related to events or conditions that may cast significant doubt on the Company's ability to continue as a going concern. If we conclude that a material uncertainty exists, we are required to draw attention in our auditor's report to the related disclosures in the financial statements or, if such disclosures are inadequate, to modify our opinion. Our conclusions are based on the audit evidence obtained up to the date of our auditor's report. However, future events or conditions may cause the Company to cease to continue as a going concern.

# Habib Insurance Company Limited

- Evaluate the overall presentation, structure and content of the financial statements, including the disclosures, and whether the financial statements represent the underlying transactions and events in a manner that achieves fair presentation.

We communicate with the board of directors regarding, among other matters, the planned scope and timing of the audit and significant audit findings, including any significant deficiencies in internal control that we identify during our audit.

We also provide the board of directors with a statement that we have complied with relevant ethical requirements regarding independence, and to communicate with them all relationships and other matters that may reasonably be thought to bear on our independence, and where applicable, related safeguards.

From the matters communicated with the board of directors, we determine those matters that were of most significance in the audit of the financial statements of the current period and are therefore the key audit matters. We describe these matters in our auditor's report unless law or regulation precludes public disclosure about the matter or when, in extremely rare circumstances, we determine that a matter should not be communicated in our report because the adverse consequences of doing so would reasonably be expected to outweigh the public interest benefits of such communication.

## **Report on other legal and regulatory requirements**

Based on our audit, we further report that in our opinion:

- a) proper books of account have been kept by the Company as required by the Insurance Ordinance, 2000 and the Companies Act, 2017 (XIX of 2017);
- b) the statement of financial position, the statement of comprehensive income, the statement of changes in equity and the statement of cash flows together with the notes thereon have been drawn up in conformity with the Insurance Ordinance, 2000, the Companies Act, 2017 (XXI of 2017), and are in agreement with the books of account;
- c) investments made, expenditure incurred and guarantees extended during the year were for the purpose of the Company's business; and
- d) zakat deductible at source under the Zakat and Ushr Ordinance, 1980 (XVIII of 1980), was deducted by the Company and deposited in the Central Zakat Fund established under section 7 of that Ordinance.

The engagement partner on the audit resulting in this independent auditor's report is Muhammad Taufiq.

Date: April 07, 2021

Karachi

---

**KPMG Taseer Hadi & Co.**  
**Chartered Accountants**

# Habib Insurance Company Limited

## Statement of Financial Position as at December 31, 2020

	Note	2020 (Rupees in '000)	2019
<b>Assets</b>			
Property and equipment	5	185,179	164,825
Intangible assets	6	2,191	3,095
Investments			
Equity securities	7	985,611	987,699
Government securities	8	329,937	277,867
Loans and other receivables	9	132,031	157,604
Insurance/ reinsurance receivables	10	983,879	1,045,702
Reinsurance recoveries against outstanding claims	22	595,673	355,901
Salvage recoveries accrued		9,205	8,304
Deferred commission expense	24	98,200	74,039
Prepayments	13	445,798	377,555
Cash and bank	14	179,541	121,116
		<u>3,947,245</u>	<u>3,573,707</u>
<b>Total Assets of Window Takaful Operations - Operator's Fund</b>		<u>70,631</u>	<u>66,960</u>
<b>Total Assets</b>		<u>4,017,876</u>	<u>3,640,667</u>
<b>EQUITIES AND LIABILITIES</b>			
<b>Capital and reserves attributable to Company's equity holders</b>			
Ordinary share capital	15	619,374	619,374
Reserves	16	588,984	538,400
Unappropriated profits		91,890	91,407
<b>Total Equity</b>		<u>1,300,248</u>	<u>1,249,181</u>
<b>Liabilities</b>			
<b>Underwriting provisions</b>			
Outstanding claims including IBNR	22	819,119	594,636
Unearned premium reserves	21	818,033	778,636
Premium deficiency reserves		6,151	2,236
Unearned reinsurance commission	24	127,746	105,979
Retirement benefit obligations	11	119,302	102,396
Deferred taxation	12	124,128	101,949
Borrowings	17	137,642	208,558
Premium received in advance		13,852	20,605
Insurance/ reinsurance payables	18	317,459	261,265
Other creditors and accruals	19	208,040	191,942
Taxation - provision less payment		2,246	9,611
		<u>2,693,718</u>	<u>2,377,813</u>
<b>Total Liabilities of Window Takaful Operations - Operator's Fund</b>		<u>23,910</u>	<u>13,673</u>
<b>Total Liabilities</b>		<u>2,717,628</u>	<u>2,391,486</u>
<b>Total Equity and Liabilities</b>		<u>4,017,876</u>	<u>3,640,667</u>
<b>Contingencies and commitments</b>	20		

The annexed notes from 1 to 44 form an integral part of these financial statements.

RAFIQ M. HABIB <i>Chairman</i>	MANSOOR G. HABIB <i>Director</i>	AUN MOHAMMAD A. HABIB <i>Director</i>	SHABBIR GULAMALI <i>Chief Executive</i>	MURTAZA HUSSAIN <i>Chief Financial Officer</i>
-----------------------------------	-------------------------------------	--	--	---

# Habib Insurance Company Limited

## Statement of Comprehensive Income for the year ended December 31, 2020

	Note	2020 (Rupees in '000)	2019
Net insurance premium	21	738,670	755,586
Net Insurance claims	22	(355,903)	(417,753)
Premium deficiency		(3,915)	(2,236)
Net commission and other acquisition cost	24	50,465	60,118
Insurance claims and acquisition expense		(309,353)	(359,871)
Management expenses	25	(308,110)	(294,417)
Underwriting results		121,207	101,298
Investment income	26	94,145	94,810
Other income	27	11,668	21,449
Other expenses	28	(117,827)	(109,805)
<b>Results of operating activities</b>		109,193	107,752
Finance cost	29	(16,752)	(14,569)
<b>(Loss)/ profit before tax from Window Takaful Operations - Operator's Fund</b>		(3,404)	4,044
<b>Profit before tax</b>		89,037	97,227
Income tax expense	30	(27,374)	(27,140)
<b>Profit after tax</b>		61,663	70,087
<b>Other comprehensive income:</b>			
Total items that may be reclassified subsequently to profit and loss account			
Unrealised gain / (loss) on available-for-sale investments during the year		79,161	(127,546)
Less: Net gain transferred to profit and loss on disposal / redemption / impairment of investment		(7,824)	34,268
		71,337	(93,278)
Related tax impact		(20,687)	22,416
		50,650	(70,862)
Other comprehensive (loss)/ income from Window Takaful Operations - Operator's Fund - net of tax		(66)	753
Items not to be reclassified to profit and loss account in the subsequent year			
Actuarial gain on defined benefit plan		1,066	5,000
Related tax impact		(309)	(1,450)
		757	3,550
<b>Other comprehensive Income/ (loss)</b>		51,341	(66,559)
<b>Total comprehensive income for the year</b>		113,004	3,528
		(Rupees)	
Earning (after tax) per share - rupee	31	0.50	0.57

The annexed notes from 1 to 44 form an integral part of these financial statements.

RAFIQ M. HABIB <i>Chairman</i>	MANSOOR G. HABIB <i>Director</i>	AUN MOHAMMAD A. HABIB <i>Director</i>	SHABBIR GULAMALI <i>Chief Executive</i>	MURTAZA HUSSAIN <i>Chief Financial Officer</i>
-----------------------------------	-------------------------------------	--	--	---

# Habib Insurance Company Limited

## Statement of Changes in Equity for the year ended December 31, 2020

	Attributable to equity holders of the Company					Total Equity
	Share capital	Capital reserves Reserve for exceptional losses	Revenue Reserves		Unappropriated profit	
			General reserves	Available-for-sale reserve		
	(Rupees in '000)					
<b>Balance as at January 01, 2019</b>	619,374	9,122	255,000	344,387	110,676	1,338,559
<b>Total comprehensive income for the year ended December 31, 2019</b>						
Profit after tax	-	-	-	-	70,087	70,087
Other comprehensive loss	-	-	-	(93,278)	5,000	(88,278)
Related tax impact	-	-	-	22,416	(1,450)	20,966
Other comprehensive income for the year from Window Takaful Operations	-	-	-	753	-	753
Total comprehensive loss for the year	-	-	-	(70,109)	73,637	3,528
<b>Transaction with owner directly recorded with equity</b>						
Final dividend for the year ended December 31, 2018 of Rs. 0.75 per share	-	-	-	-	(92,906)	(92,906)
<b>Balance as at December 31, 2019</b>	<u>619,374</u>	<u>9,122</u>	<u>255,000</u>	<u>274,278</u>	<u>91,407</u>	<u>1,249,181</u>
<b>Balance as at January 01, 2020</b>	619,374	9,122	255,000	274,278	91,407	1,249,181
<b>Total comprehensive income for the year ended December 31, 2020</b>						
Profit after tax	-	-	-	-	61,663	61,663
Other comprehensive income	-	-	-	71,337	1,066	72,403
Related tax impact	-	-	-	(20,687)	(309)	(20,996)
Other comprehensive loss for the year from Window Takaful Operations	-	-	-	(66)	-	(66)
Total comprehensive income for the year	-	-	-	50,584	62,420	113,004
<b>Transaction with owner directly recorded with equity</b>						
Final dividend for the year ended December 31, 2019 of Rs. 0.50 per share	-	-	-	-	(61,937)	(61,937)
<b>Balance as at December 31, 2020</b>	<u>619,374</u>	<u>9,122</u>	<u>255,000</u>	<u>324,862</u>	<u>91,890</u>	<u>1,300,248</u>

The annexed notes from 1 to 44 form an integral part of these financial statements.

RAFIQ M. HABIB  
Chairman

MANSOOR G. HABIB  
Director

AUN MOHAMMAD A. HABIB  
Director

SHABBIR GULAMALI  
Chief Executive

MURTAZA HUSSAIN  
Chief Financial Officer

# Habib Insurance Company Limited

## Statement of Cash Flow for the year ended December 31, 2020

	2020	2019
	(Rupees in '000)	
<b>(a) Operating cash flow</b>		
Underwriting activities		
Insurance premium received	1,713,519	1,526,841
Reinsurance premium paid	(892,285)	(763,672)
Claims paid	(936,857)	(944,415)
Reinsurance and other recoveries received	564,764	628,914
Commission paid	(181,663)	(143,422)
Commission received	241,580	222,943
Net cash flows from underwriting activities	509,058	527,189
<b>(b) Other operating activities</b>		
Income tax paid	(33,556)	(33,588)
Other operating payments	(394,583)	(386,527)
Other operating receipts	33,633	37,602
Loans advanced	(16,183)	(15,378)
Loan repayment received	15,739	18,401
<b>Net cash flows from other operating activities</b>	(394,950)	(379,490)
<b>Total cash flows from all operating activities</b>	114,108	147,699
<b>Investment activities</b>		
Profit/ return received	39,695	11,747
Dividend received	48,828	46,898
Payment for investments	(363,943)	(763,308)
Proceeds from investments	397,741	617,706
Fixed capital expenditure	(9,455)	(11,737)
Proceeds from sale of property and equipment	8,688	2,246
<b>Total cash flows from investing activities</b>	121,554	(96,448)
<b>Financing activities</b>		
Rentals paid	(36,864)	(22,085)
Loan received	-	200,000
Loan paid	(80,000)	(120,000)
Dividends paid	(60,373)	(90,446)
<b>Total cash flows from financing activities</b>	(177,237)	(32,531)
<b>Net cash flows from all activities</b>	58,425	18,720
Cash and cash equivalents at beginning of year	121,116	102,396
<b>Cash and cash equivalents at end of year</b>	179,541	121,116
<b>Reconciliation to profit and loss account</b>		
Operating cash flows	114,108	147,699
Depreciation and amortisation expense	(35,262)	(32,857)
Financial charges expense	(16,752)	(14,569)
Profit on disposal of property and equipment	3,611	382
Profit/ return received	39,695	11,747
Capital gain	8,676	36,272
Dividends income	48,828	46,898
Provision for gratuity	(19,956)	(20,889)
Provision for impairment	(1,106)	(2,004)
Gratuity paid	1,984	1,963
Income tax paid	33,556	33,588
Provision of taxation	(27,374)	(27,140)
Increase in assets other than cash	246,787	207,284
Decrease in liabilities other than borrowings	(331,728)	(322,331)
Profit after tax from conventional insurance operations	65,067	66,043
(loss)/ profit from Window Takaful Operations - Operator's Fund	(3,404)	4,044
<b>Profit after taxation</b>	61,663	70,087

The annexed notes from 1 to 44 form an integral part of these financial statements.

RAFIQ M. HABIB <i>Chairman</i>	MANSOOR G. HABIB <i>Director</i>	AUN MOHAMMAD A. HABIB <i>Director</i>	SHABBIR GULAMALI <i>Chief Executive</i>	MURTAZA HUSSAIN <i>Chief Financial Officer</i>
-----------------------------------	-------------------------------------	--	--	---

# Habib Insurance Company Limited

## Notes to the Financial Statements for the year ended December 31, 2020

### 1 LEGAL STATUS AND NATURE OF BUSINESS

1.1 Habib Insurance Company Limited (the Company) was incorporated as a Public Limited Company in the year 1942 under the Companies Act, 1913 (now the Companies Act, 2017). The registered office of the Company is situated at Habib Square, M.A. Jinnah Road, Karachi and the shares of the Company are quoted on the Pakistan Stock Exchange Limited. The Company is engaged in general insurance business comprising of Fire and property, Marine and transport, Motor, Group hospitalization and other classes.

1.2 The Company operates through the following locations in Pakistan;

Locations	Address
Head Office	State Life Building No. 6, Habib Square, M.A. Jinnah Road, Karachi.
Karachi Branch	Head Office: State Life Building No. 6A Habib Square, M.A. Jinnah Road, Karachi.
Rawalpindi Branch	1st Floor, Majeed Plaza, Bank Road, Rawalpindi Cantt.
Dera Ghazi Khan Branch	Block No. 17, Jampur Road, Dera Ghazi Khan.
Faisalabad Branch	Fatima Tower, 2nd Floor, Kohinoor Plaza, Faisalabad. P-6161, West Canal Road, adjacent to Toyota Faisalabad Motors & behind HBL Canal Road Branch, Faisalabad.
Multan Branch	Fiesta Gardens, OPP Income, Tax Office, L.M.Q. Road, Multan.
Lahore Branches	Room No. 01, 3rd Floor, Leeds Centre, Main Boulevard, Gulberg III, Lahore. 43, Ground Floor, Al-Noor Building, Bank Square, Lahore.

1.3 During the year, the novel coronavirus (COVID 19) emerged and since then, the condition has continued to deteriorate. On January 30, 2020, the International Health Regulations Emergency Committee of the WHO declared the outbreak a "Public Health Emergency of International Concern". The COVID-19 pandemic has significantly impacted the market around the world to date and may continue to do so in the coming months of 2020 whereby potentially impacting the earnings and cash flows of the Company. The Company considers this outbreak to be a non-adjusting post balance sheet event. The scale and duration of this outbreak remains uncertain and as it evolves globally in 2020, the company based on its current assessment consider that their would be no significant impact that will adversely affect its business, result of operation and financial condition of the company.

### 2 BASIS OF PREPARATION AND STATEMENT OF COMPLIANCE

These financial statements have been prepared in accordance with approved accounting standards as applicable in Pakistan. Approved accounting standards comprise of International Financial Reporting Standards (IFRS) issued by the International Accounting Standards Board (IASB) as are notified under the Companies Act, 2017, provisions of and directives issued under the Companies Act, 2017 and Insurance Ordinance, 2000, Insurance Rules 2017, Insurance Accounting Regulations, 2017 and Takaful Rules, 2012.

In case requirement differ, the provisions or directives of the Companies Act, 2017, the Insurance Ordinance, 2000, the Insurance Rules, 2017, the Insurance Accounting Regulations and Takaful Rules, 2012, shall prevail.

In terms of the requirements of the Takaful Rules 2012, read with SECP Circular 25 of 2015 dated July 09, 2015 the assets, liabilities and profit and loss of the Operator's Fund of the General Takaful Operations of the Company have been presented as a single line item in the financial statement and profit and loss account of the Company respectively.

Further, a separate set of financial statements of the General Takaful operations has been annexed to these financial statements as per the requirements of the Takaful Rules, 2012.

#### 2.1 Basis of measurement

These financial statements have been prepared on the historical cost basis except for available for sale investments that have been measured at fair value, obligations under certain employment benefits and lease liability which are measured at present value.

# Habib Insurance Company Limited

## 2.2 Functional and presentation currency

These financial statements are presented in Pak Rupees which is also the Company's functional currency. All financial information presented in Pak Rupees has been rounded to nearest thousand rupees, unless otherwise stated.

## 2.3 Standards, interpretations and amendments to published approved accounting standards that are effective in the current year

There are certain new and amended standards, interpretations and amendments that are mandatory for the Company's accounting periods beginning on or after January 1, 2020 but are considered not to be relevant or do not have any significant effect on the Company's operation and therefore not detailed in these financial statements.

Amendment to IFRS 3 'Business Combinations' - Definition of a Business (effective for business combinations for which the acquisition date is on or after the beginning of annual period beginning on or after January 1, 2020). The Board has issued amendments aiming to resolve the difficulties that arise when an entity determines whether it has acquired a business or a group of assets. The amendments clarify that to be considered a business, an acquired set of activities and assets must include, at a minimum, an input and a substantive process that together significantly contribute to the ability to create outputs. The amendments include an election to use a concentration test.

Amendments to IAS 1 Presentation of Financial Statements and IAS 8 Accounting Policies, Changes in Accounting Estimates and Errors (effective for annual periods beginning on or after January 1, 2020). The amendments are intended to make the definition of material in IAS 1 easier to understand and are not intended to alter the underlying concept of materiality in IFRS Standards. In addition, the Board has also issued guidance on how to make materiality judgments when preparing their general purpose financial statements in accordance with IFRS Standards.

On March 29, 2018, the Board has issued a revised Conceptual Framework for Financial Reporting which is applicable immediately contains changes that will set a new direction for IFRS in the future. The Conceptual Framework primarily serves as a tool for the Board to develop standards and to assist the IFRS Interpretations Committee in interpreting them. It does not override the requirements of individual IFRSs and any inconsistencies with the revised Framework will be subject to the usual due process - this means that the overall impact on standard setting may take some time to crystallize. The companies may use the Framework as a reference for selecting their accounting policies in the absence of specific IFRS requirements. In these cases, companies should review those policies and apply the new guidance retrospectively as of 01 January 2020, unless the new guidance contains specific scope outs.

Interest Rate Benchmark Reform which amended IFRS 9, IAS 39 and IFRS 7 is applicable for annual financial periods beginning on or after January 1, 2020. The G20 asked the Financial Stability Board (FSB) to undertake a fundamental review of major interest rate benchmarks. Following the review, the FSB published a report setting out its recommended reforms of some major interest rate benchmarks such as IBORs. Public authorities in many jurisdictions have since taken steps to implement those recommendations. This has in turn led to uncertainty about the long-term viability of some interest rate benchmarks. In these amendments, the term 'interest rate benchmark reform' refers to the market-wide reform of an interest rate benchmark including its replacement with an alternative benchmark rate, such as that resulting from the FSB's recommendations set out in its July 2014 report 'Reforming Major Interest Rate Benchmarks' (the reform). The amendments made provide relief from the potential effects of the uncertainty caused by the reform. A company shall apply the exceptions to all hedging relationships directly affected by interest rate benchmark reform.

## 2.4 Standards, interpretations and amendments to published approved accounting standards that are not yet effective

The following International Financial Reporting Standards (IFRS Standards) as notified under the Companies Act, 2017 and the amendments and interpretations thereto will be effective for accounting periods beginning on or after January 1, 2021:

# Habib Insurance Company Limited

COVID-19-Related Rent Concessions (Amendment to IFRS 16) – the International Accounting Standards Board (the Board) has issued amendments to IFRS 16 (the amendments) to provide practical relief for lessees in accounting for rent concessions. The amendments are effective for periods beginning on or after 1 June 2020, with earlier application permitted. Under the standard’s previous requirements, lessees assess whether rent concessions are lease modifications and, if so, apply the specific guidance on accounting for lease modifications. This generally involves remeasuring the lease liability using the revised lease payments and a revised discount rate. In light of the effects of the COVID-19 pandemic, and the fact that many lessees are applying the standard for the first time in their financial statements, the Board has provided an optional practical expedient for lessees. Under the practical expedient, lessees are not required to assess whether eligible rent concessions are lease modifications, and instead are permitted to account for them as if they were not lease modifications. Rent concessions are eligible for the practical expedient if they occur as a direct consequence of the COVID-19 pandemic and if all the following criteria are met:

- the change in lease payments results in revised consideration for the lease that is substantially the same as, or less than, the consideration for the lease immediately preceding the change;
- any reduction in lease payments affects only payments originally due on or before June 30, 2021; and
- there is no substantive change to the other terms and conditions of the lease.

Interest Rate Benchmark Reform – Phase 2 which amended IFRS 9, IAS 39, IFRS 7, IFRS 4 and IFRS 16 is applicable for annual financial periods beginning on or after January 1, 2021, with earlier application permitted. The amendments introduce a practical expedient to account for modifications of financial assets or financial liabilities if a change results directly from IBOR reform and occurs on an ‘economically equivalent’ basis. In these cases, changes will be accounted for by updating the effective interest rate. A similar practical expedient will apply under IFRS 16 for lessees when accounting for lease modifications required by IBOR reform. The amendments also allow a series of exemptions from the regular, strict rules around hedge accounting for hedging relationships directly affected by the interest rate benchmark reforms. The amendments apply retrospectively with earlier application permitted. Hedging relationships previously discontinued solely because of changes resulting from the reform will be reinstated if certain conditions are met.

Onerous Contracts – Cost of Fulfilling a Contract (Amendments to IAS 37) effective for the annual period beginning on or after January 1, 2022 amends IAS 1 by mainly adding paragraphs which clarifies what comprise the cost of fulfilling a contract, Cost of fulfilling a contract is relevant when determining whether a contract is onerous. An entity is required to apply the amendments to contracts for which it has not yet fulfilled all its obligations at the beginning of the annual reporting period in which it first applies the amendments (the date of initial application). Restatement of comparative information is not required, instead the amendments require an entity to recognize the cumulative effect of initially applying the amendments as an adjustment to the opening balance of retained earnings or other component of equity, as appropriate, at the date of initial application.

## **Annual Improvements to IFRS standards 2018-2020:**

The following annual improvements to IFRS standards 2018-2020 are effective for annual reporting periods beginning on or after January 01, 2022:

IFRS 9 – The amendment clarifies that an entity includes only fees paid or received between the entity (the borrower) and the lender, including fees paid or received by either the entity or the lender on the other’s behalf, when it applies the ‘10 per cent’ test in paragraph B3.3.6 of IFRS 9 in assessing whether to derecognize a financial liability.

IFRS 16 – The amendment partially amends Illustrative Example 13 accompanying IFRS 16 by excluding the illustration of reimbursement of leasehold improvements by the lessor. The objective of the amendment is to resolve any potential confusion that might arise in lease incentives.

IAS 41 – The amendment removes the requirement in paragraph 22 of IAS 41 for entities to exclude taxation cash flows when measuring the fair value of a biological asset using a present value technique.

Property, Plant and Equipment: Proceeds before Intended Use (Amendments to IAS 16) effective for the annual period beginning on or after January 1, 2022. Clarifies that sales proceeds and cost of items produced while bringing an item of property, plant and equipment to the location and condition necessary for it to be capable of

# Habib Insurance Company Limited

operating in the manner intended by management e.g. when testing etc., are recognized in profit or loss in accordance with applicable Standards. The entity measures the cost of those items applying the measurement requirements of IAS 2. The standard also removes the requirement of deducting the net sales proceeds from cost of testing. An entity shall apply those amendments retrospectively, but only to items of property, plant and equipment that are brought to the location and condition necessary for them to be capable of operating in the manner intended by management on or after the beginning of the earliest period presented in the financial statements in which the entity first applies the amendments. The entity shall recognize the cumulative effect of initially applying the amendments as an adjustment to the opening balance of retained earnings (or other component of equity, as appropriate) at the beginning of that earliest period presented.

Reference to the Conceptual Framework (Amendments to IFRS 3) - Reference to the Conceptual Framework, issued in May 2020, amended paragraphs 11, 14, 21, 22 and 23 of and added paragraphs 21A, 21B, 21C and 23A to IFRS 3. An entity shall apply those amendments to business combinations for which the acquisition date is on or after the beginning of the first annual reporting period beginning on or after 1 January 2022. Earlier application is permitted if at the same time or earlier an entity also applies all the amendments made by Amendments to References to the Conceptual Framework in IFRS Standards, issued in March 2018.

Extension of the Temporary Exemption from Applying IFRS 9 (Amendments to IFRS 4) - In response to concerns regarding temporary accounting mismatches and volatility, and increased costs and complexity, the Board issued amendments to IFRS 4 Insurance Contracts in 2017. The two optional solutions raised some considerations which required detailed analysis and management judgement. On the issue of IFRS 17 (Revised) Insurance Contracts in June 2020, the end date for applying the two options under the IFRS 4 amendments was extended to January 01, 2023, aligned with the effective date of IFRS 17.

Classification of liabilities as current or non-current (Amendments to IAS 1) effective for the annual period beginning on or after January 1, 2022. These amendments in the standards have been added to further clarify when a liability is classified as current. The standard also amends the aspect of classification of liability as non-current by requiring the assessment of the entity's right at the end of the reporting period to defer the settlement of liability for at least twelve months after the reporting period. An entity shall apply those amendments retrospectively in accordance with IAS 8.

Sale or Contribution of Assets between an Investor and its Associate or Joint Venture (Amendments to IFRS 10 and IAS 28) – The amendment amends accounting treatment on loss of control of business or assets. The amendments also introduce new accounting for less frequent transaction that involves neither cost nor full step-up of certain retained interests in assets that are not businesses. The effective date for these changes has been deferred indefinitely until the completion of a broader review.

The Company has determined that it is eligible for the temporary exemption option since the Company has not previously applied any version of IFRS 9, its activities are predominantly connected with insurance as the percentage of the total carrying amount of its liabilities connected with insurance relative to the total carrying amount of all its liabilities is greater than 90 percent and the company doesn't engage in significant activities unconnected with insurance based on historical available information. Under the temporary exemption option, the Company can defer the application of IFRS 9 until the application IFRS 17.

To determine the appropriate classification of financial assets under IFRS 9, an entity would need to assess the contractual cash flows characteristics of any financial asset. Indeed, the contractual terms of the financial asset give rise, on specified dates, to cash flows that are solely payments of principal and interest on the principal amount outstanding ("SPPI") i.e. cash flows that are consistent with a basic lending arrangement. In a basic lending arrangement, consideration for the time value of money and credit risk are typically the most significant elements of interest.

IFRS 9 defines the terms "principal" as being the fair value of the financial asset at initial recognition, and the "interest" as being compensation for (i) the time value of money, and (ii) the credit risk associated with the principal amount outstanding during a particular period of time.

The tables below set out the fair values as at the end of reporting period and the amount of change in the fair value during that period for the following two groups of financial assets separately:

- a. financial assets with contractual terms that give rise on specified dates to cash flows that are solely payments of principal and interest (SPPI) on the principal amount outstanding, excluding any financial asset that meets the definition of held for trading in IFRS 9, or that is managed and whose performance is evaluated on a fair value basis, and

# Habib Insurance Company Limited

b) all other financial assets

	<b>December 31, 2020</b>				
	<b>Fail the SPPI test</b>		<b>Pass the SPPI test</b>		
	Fair value	Change in unrealised gain/(loss) during the year	Carrying value	Cost less Impairment	Change in unrealised gain/(loss) during the year
<b>Financial assets</b>			(Rupees in '000)		
Cash and bank*	179,541	-	-	-	-
Investment in equity securities - available for sale	985,611	-	-	-	-
Investment in debt securities available for sale	-	-	329,937	329,937	30,811
Loans to employees	-	-	57,240	57,240	-
<b>Total</b>	<b>1,165,152</b>	<b>-</b>	<b>387,177</b>	<b>387,177</b>	<b>30,811</b>

	<b>December 31, 2020</b>				
	<b>Gross carrying amounts of debt instruments that pass the SPPI test</b>				
	AAA	AA+	AA	A	Unrated
	(Rupees in '000)				
Investment in debt securities available for sale	-	-	-	-	329,937
Loans to employees	-	-	-	-	57,240
<b>Total</b>	<b>-</b>	<b>-</b>	<b>-</b>	<b>-</b>	<b>387,177</b>

The carrying amount of these financial assets measured applying IAS 39 are a reasonable approximation of their fair values.

### 3. SUMMARY OF SIGNIFICANT ACCOUNTING POLICIES

#### 3.1 Property and Equipment

##### 3.1.1 Tangible assets - owned

Tangible fixed assets are stated at cost less accumulated depreciation and any provision for impairment loss. Depreciation on tangible fixed assets except vehicles is charged to income applying the straight line method at the rates specified in note 5.1 to the financial statements after taking into account residual value, if any. Depreciation on vehicles is charged to income applying the reducing balance method whereby the cost of the asset is written off over the estimated useful life. The useful live, residual value and depreciation method are reviewed and adjusted if appropriate, at each reporting date. Depreciation on additions is charged for the full month in which as asset is put to use and on deletions up to the month immediately preceding the deletion.

The carrying value of tangible fixed assets is reviewed for impairment when events or changes in circumstances indicate that this carrying value may not be recoverable. If any such indications exist and where the carrying values exceeds the estimated recoverable amounts the assets are written down to their recoverable amounts.

Capital work-in-progress is stated at cost less any impairment in value. It consists of advances made to suppliers in respect of tangible and intangible assets.

Maintenance and normal repairs are charged to income as and when incurred. Major renewals and improvements are capitalised and assets so replaced, if any, are retired. Gain or loss on disposal of fixed asset is included in income currently.

# Habib Insurance Company Limited

## 3.1.2 Intangible assets

These are stated at cost less accumulated amortisation and any provision for impairment loss. Amortisation of intangible fixed assets is charged to income applying the straight line method at the rates specified in note 6 to the financial statements after taking into account residual value, if any.

Full month's amortisation is calculated from the month the assets are available for use using the straight-line method, whereby the cost of the intangible asset is amortised over its estimated useful life over which economic benefits are expected to flow to the Company. The useful life and amortisation method is reviewed, and adjusted if appropriate, at each reporting date.

The carrying values of intangible assets are reviewed for impairment when events or changes in circumstances indicate that this carrying value may not be recoverable, if any such indication exists and where the carrying values exceed the estimated recoverable amounts, the assets are written down to their recoverable amount.

## 3.1.3 Leases

A contract is, or contains a lease if the contract conveys a right to control the use of an identified asset for a period of time in exchange for consideration. The Company mainly lease properties for its operations and recognizes a right-of-use asset and lease liability at the lease commencement date. The right-of-use asset is initially measured at cost, and subsequently at cost less any accumulated depreciation and impairment losses, and adjusted for certain remeasurements of the lease liability. The right-of-use asset is depreciated using the straight line method from the commencement date to the earlier of end of the useful life of the right-of-use asset or end of lease term. The estimated useful lives of assets are determined on the same basis as that for owned assets. In addition, the right-of-use asset is periodically reduced by impairment losses, if any.

The lease liability is initially measured at the present value of the lease payments that are not paid at the commencement date, discounted using the incremental borrowing rate of the Company. The lease liability is subsequently increased by the interest cost on the lease liability and decreased by lease payments made. It is remeasured when there is a change in future lease payments arising from a change in an index or rate, a change in assessment of whether extension option is reasonably certain to be exercised or a termination option is reasonably certain not to be exercised. The Company has elected not to recognise right-of-use assets and lease liabilities for short term and low value assets. The lease payments associated with these leases are recognised as an expense on a straight line basis over the lease term. The right-of-use assets are presented in the same line item as it presents underlying assets for the same nature it owns.

## 3.2 Insurance contracts

Insurance contracts are those contracts where the Company (the insurer) has accepted significant insurance risk from another party (the policy holders) by agreeing to compensate the policyholders if a specified uncertain future event (the insured event) adversely affects the policyholders. Insurance contracts are classified into following main categories:

These contracts are entered with group companies, corporate clients, and individual residing or located in Pakistan.

Once a contract has been classified as an insurance contract, it remains an insurance contract for the remainder of its period, even if the insurance risk reduces significantly during this period, unless all rights and liabilities are extinguished or expired.

### 3.2.1 Fire and property

The perils covered under fire insurance include damages caused by fire, riot and strike, explosion, earthquake, atmospheric damage, flood, electric fluctuation, impact and other coverage.

### 3.2.2 Marine and transport

Marine and transport insurance provides coverage against cargo risk, war risk and damages occurring in inland transit.

### 3.2.3 Motor

Motor insurance provides comprehensive car coverage and indemnity against third party loss.

# Habib Insurance Company Limited

## 3.2.4 Group hospitalisation

Group hospitalisation insurance provides cover to compensate personal accident, hospitalisation and outpatient medical coverage to the insured.

## 3.2.5 Other classes

Other classes includes mainly bankers blanket bond, liability, engineering etc.

Assets, liabilities and capital expenditures that are directly attributable to segments have been assigned to them. Those assets and liabilities which can not be allocated to a particular segment on a reasonable basis are reported as unallocated corporate assets and liabilities. Financing, investment and income taxes are managed on an overall basis and are therefore, not allocated to any segment.

## 3.3 Commission

### *Deferred Commission expense*

Commission expense incurred in obtaining and recording policies is deferred and recognised in profit and loss account as an expense in accordance with the pattern of recognition of premium revenue by applying the 1/24th method.

### *Commission Income*

Commission income from reinsurers is recognised at the time of issuance of the underlying insurance policy. These are deferred and recognised as liability and recognised in the profit and loss account as revenue in accordance with the pattern of recognition of the reinsurance premiums.

Profit commission, if any, under the terms of reinsurance arrangements, is recognised on accrual basis.

## 3.4 Unearned Premium

Premium under a policy is recognised at the time of date of issuance of the policy.

Administrative surcharge is recognised as income at the time policies are written.

Revenue from premiums is determined after taking into account the unearned portion of premium by applying 1/24th method as prescribed by the Insurance Rules, 2017. The unearned portion of premium income is recognised as liability.

Receivables under insurance contracts are recognised when due, at the fair value of the consideration receivable less provision for doubtful debts, if any.

## 3.5 Premium deficiency

The Company is required as per Insurance Rules, 2017 and IFRS-4, to maintain a provision in respect of premium deficiency for the class of business where the unearned premium reserve is not adequate to meet the expected future liability, after reinsurance, from claims and other expenses, including reinsurance expense, commissions and other underwriting expenses, expected to be incurred after the balance sheet date in respect of the unexpired policies in that class of business at the balance sheet date. The movement in the premium deficiency reserve is recorded as an expense in the profit and loss account and the same shall be recognised as a liability.

The Company determines adequacy of liability of premium deficiency by carrying out analysis of expired periods. For this purpose average loss ratio of last three years inclusive of claims settlement cost but excluding major exceptional claims are taken into consideration to determine ultimate loss ratio to be applied on unearned premium. Further actuarial valuation has been carried out to determine the amount of premium deficiency reserve in respect of Group hospitalisation insurance as required by SRO 16 (I) / 2012 issued by Securities and Exchange Commission of Pakistan on January 09, 2012.

Provision has been made for Health business as the unearned premium reserve for the class of business as at the year end is not adequate to meet the expected future liability after reinsurance from claims and other expenses, expected to be incurred after the reporting date in respect of policies in force at reporting date.

# Habib Insurance Company Limited

## **3.6 Reinsurance contracts held**

Insurance contracts entered into by the Company with reinsurers for compensation of losses suffered on insurance contracts issued are reinsurance contracts. These reinsurance contracts include both facultative and treaty arrangement contracts and are classified in same categories of insurance contracts for the purpose of these financial statements. The Company recognises the entitled benefits under the contract as various reinsurance assets. Outward reinsurance premiums are accounted for in the same period as the related premiums for the direct or accepted reinsurance business being reinsured.

Reinsurance liabilities represent balances due to reinsurance companies. Amounts payable are estimated in a manner consistent with the related reinsurance contract. Reinsurance assets represent balances due from reinsurance companies. Amounts recoverable from reinsurers are estimated in a manner consistent with the provision for outstanding claims or settled claims associated with the reinsurance policies and are in accordance with the related reinsurance contract.

Reinsurance assets are not offset against related insurance liabilities. Income or expenses from reinsurance contract are not offset against expenses or income from related insurance assets.

The deferred portion of reinsurance premium ceded is recognised as a prepayment which is calculated by using 1/24th method as prescribed by the Insurance Rules, 2017.

The Company assesses its reinsurance assets for impairment on financial statement date. If there is an objective evidence that the reinsurance asset is impaired, the Company reduces the carrying amount of the reinsurance asset to its recoverable amount and recognises that impairment loss in the profit and loss account.

## **3.7 Receivables and payables**

### **3.7.1 Receivables related to Insurance contract**

Receivable related to insurance contracts are recognized and due at cost which is the fair value of the consideration given less provision for impairment, if any. If there is an objective evidence that the insurance receivable is impaired, as a result of one or more events that occurred after the initial recognition the company reduces the carrying amount of the insurance receivables accordingly and recognizes that impairment loss in the profit and loss account

Provision for impairment in premium receivables is estimated on a systematic basis after analyzing the receivables as per their aging.

### **3.7.2 Creditors, accruals and provisions**

Liabilities for creditors and other amounts payable are carried at cost which is the fair value of the consideration to be paid in future for the goods and / or services received, whether or not billed to the Company.

Provisions are recognised when the Company has a present legal or constructive obligation as a result of past events and it is probable that an outflow of resources embodying economic benefits will be required to settle the obligation and a reliable estimate of the amount can be made.

Provisions are reviewed at each financial statement date and adjusted to reflect the current estimate.

## **3.8 Reinsurance recoveries against outstanding claims**

Claims recoveries against outstanding claims from the reinsurer and salvage are recognised as an asset at the same time as the claims which give rise to the right of recovery are recognised as a liability and are measured at the amount expected to be received.

## **3.9 Segment reporting**

An operating segment is a component of the Company that engages in business activities from which it may earn revenues and incur expenses including revenues and expenses that relate to transactions with any of the Company's other components. All operating segments' results are reviewed regularly by the management to make decisions about resources to be allocated to the segment and assess its performance, for which discrete financial information is available.

# Habib Insurance Company Limited

The Company presents segments reporting of operating results using the classes of business as specified under the Insurance Ordinance, 2000 and the Insurance Rules, 2017. The reported operating segments are also consistent with the internal reporting provided to the Board of Directors who assess the performance of the operating segments. The performance of segments is evaluated on the basis of underwriting results of each segment.

Assets, liabilities and capital expenditures that are directly attributable to segments have been assigned to them while the carrying amount of certain assets used jointly by two or more segments have been allocated to segments on a reasonable basis. Those assets and liabilities which cannot be allocated to a particular segment on a reasonable basis are reported as unallocated corporate assets and liabilities.

The Company has four primary business segments for reporting purposes namely fire and property, marine and transport, motor and other classes. The nature and business activities of these segments are disclosed in note no. 3.2.

## **3.10 Cash and cash equivalents**

Cash and cash equivalents are carried in the financial statement at cost. For the purpose of cash flow statement, cash and cash equivalents consists of cash in hand, stamps in hand and current and saving accounts with bank.

## **3.11 Revenue recognition**

### **3.11.1 Premium**

The revenue recognition policy for premium is given under note 3.4.

### **3.11.2 Commission income**

The revenue recognition policy for commission from reinsurer is given under note 3.3.

### **3.11.3 Dividend income**

Dividend income is recognized when the right to receive the dividend is established.

### **3.11.4 Gain / loss on sale / redemption of investments**

Gain / loss on sale / redemption of investments is taken to profit and loss account in the year of sale / redemption.

### **3.11.5 Income on held to maturity investment**

Income from held to maturity investments is recognised on a time proportionate basis taking account the effective yield on the investment.

### **3.11.6 Mark-up on bank accounts and deposits**

Mark-up on bank accounts and deposits is recognised on accrual basis.

## **3.12 Investments**

- In equity securities
- In debt securities

### **3.12.1 Recognition**

All investments are initially recognised at cost, being the fair value of the consideration given and include transaction costs except for held for trading investments in which case transaction costs are charged to the profit and loss account. All purchase and sale of investments that require delivery within the required time frame established by regulations or market convention are accounted for at the trade date. Trade date is the date when the Company commits to purchase or sell the investments. These are recognised and classified as follows:

- Investment at fair value through profit and loss (held for trading)
- Available-for-sale
- Held to maturity

# Habib Insurance Company Limited

## **3.12.2 Measurement**

### **3.12.2.1 Investment at fair value through profit or loss (held for trading)**

At the time of acquisition, quoted investments which are acquired principally for the purpose of generating profit from short term fluctuations in price or are part of portfolio for which there is a recent actual pattern of short term profit taking are classified as held for trading.

Subsequent to initial recognition these are remeasured at fair value by reference to quoted market prices with the resulting gain or loss being included in net profit or loss for the period in which it arises.

### **3.12.2.2 Available-for-sale**

Available-for-Sale investments are those non-derivative instruments / contracts that are designated as available-for-sale or are not classified in any other category.

At the time of acquisition, investments which are intended to be held for an undefined period of time but may be sold in response to the need for liquidity or changes in interest rates are classified as available-for-sale.

Subsequent to initial measurement, the available-for-sale investments are remeasured at fair value. Surplus / (deficit) on revaluation from one reporting date to other is taken to other comprehensive income in the statement of comprehensive income. On derecognition or impairment, the cumulative gain or loss previously reported in other comprehensive income is transferred to profit and loss for period within statement of comprehensive income.

These are reviewed for impairment at year end and any losses arising from impairment in values are charged to the profit and loss account.

### **3.12.2.3 Held-to-maturity**

At the time of acquisition, investments with fixed maturity, where management has both the intent and the ability to hold till maturity, are classified as held-to-maturity.

Subsequently, these are measured at amortised cost less provision for impairment in value, if any. Amortised cost is calculated by taking into account any discount or premium on acquisition by using the effective yield method.

The difference between the redemption value and the purchase price of the held-to-maturity investments is amortised and taken to the profit and loss account over the term of the investment.

These are reviewed for impairment at year end and any losses arising from impairment in values are charged to the profit and loss account.

## **3.13 Off setting of financial assets and liabilities**

Financial assets and financial liabilities are offset and the net amount is reported in the financial statement, if the Company has a legally enforceable right to set-off and the Company intends either to settle the assets and liabilities on a net basis or to realise the asset and settle the liability simultaneously.

## **3.14 Taxation**

### **3.14.1 Current**

Provision for current taxation is based on taxable income for the year determined in accordance with the prevailing law for taxation of income. The charge for current tax is calculated using prevailing tax rates or tax rates expected to apply to the profit for the year, if enacted. The charge for current tax also include adjustments, where considered necessary, to provision for tax made in previous years arising from assessments finalised during the current year for such years.

### **3.14.2 Deferred**

Deferred tax is accounted for using the balance sheet liability method, in respect of temporary differences arising at the balance sheet date between the tax bases of assets and liabilities and their carrying amounts for financial reporting purposes.

Deferred tax liabilities are generally recognised for all taxable temporary differences and deferred tax assets are recognised to the extent that it is probable that taxable profits will be available against which the deductible temporary differences, unused tax losses and tax credits can be utilised.

# Habib Insurance Company Limited

Deferred tax assets and liabilities are measured at the tax rates that are expected to apply to the periods when the asset is utilized or the liability is settled, based on the tax rates (and tax laws) that have been enacted or substantively enacted at the balance sheet date. Deferred tax is charged or credited to the profit and loss account except in the case of items credited or charged to equity in which case it is included in equity.

## **3.15 Staff retirement benefits**

### **3.15.1 Defined contribution plan**

The Company operates a recognised Provident Fund scheme for all its eligible employees. Equal contributions are made by the Company and the employees at the applicable rate.

### **3.15.2 Defined benefit plan**

The Company operates an unfunded approved gratuity scheme for all of its permanent employees who attain the minimum qualification period for entitlement of gratuity. Gratuity is based on employees' last drawn salary.

Provisions are made to cover the obligations under the scheme on the basis of actuarial valuation and are charged to profit and loss account. The most recent valuation was carried out as of December 31, 2020 using the "Projected Unit Credit Method".

Remeasurement of the defined benefit liability, which comprises actuarial gain and losses are recognised immediately in other comprehensive income. The Company determines the net interest expense (income) on the net defined benefit liability (asset) for the year by applying the discount rate used to measure the defined benefit obligation at the beginning of the annual year to the then net defined benefit liability (asset), taking into account any change in the net defined benefit liability (asset) during the year as a result of contribution and benefit payments. Net interest expense and other expense related to defined benefit plans are recognised in profit and loss account.

When the benefits of the plan are changed or when a plan is curtailed, the resulting change in benefits that relates to past service or the gain or loss on curtailment is recognised immediately in profit and loss account. The Company recognises gain and loss on the settlement of a defined benefit plan when the settlement occurs.

### **3.15.3 Employees' compensated absences**

The Company accounts for its liability towards accumulating compensated absences, when the employees render service that increase their entitlement to future compensated absences. An actuarial valuation has been carried out using Projected Unit Credit method to determine the amount of charge and liability to be recognised at the financial statement date.

## **3.16 Impairment of assets**

A financial asset is assessed at each financial statement date to determine whether there is any objective evidence that it is impaired. A financial asset is considered to be impaired if there is an objective evidence that one or more events have had a negative effect on the estimated future cash flows of that asset. If a decline in fair value is significant or prolonged, than there is an objective evidence, of impairment regardless of how long management intends to hold the investment.

The carrying amount of non financial assets is reviewed at each financial statement date to determine whether there is any indication of impairment of any asset or group of assets. If such indication exist, the recoverable amount of such asset is estimated. The recoverable amount of an asset is the greater of its value in use an its fair value less cost of sell. An impairment loss is recognised the carrying amount of an asset exceeds its estimated recoverable amount.

All impairment losses are recognised in the profit and loss account. Provision of impairment are reviewed at each financial statement date and are adjusted to reflect the current best estimates. Change in the provisions are recognised as an income or expense.

## **3.17 Dividend distribution**

Dividend declaration and reserve appropriations are recognized when approved.

# Habib Insurance Company Limited

## 3.18 Management expenses

Underwriting expenses have been allocated to various classes of business on a basis deemed equitable by the management. Expenses not attributable to the underwriting business are charged as other expenses.

## 3.19 Foreign currency translations

Transactions in foreign currencies are accounted for in rupees at the rates prevailing on the date of the transactions. Monetary assets and liabilities denominated in foreign currencies are translated into rupees at the rates of exchange which approximate those prevailing at the financial statement date. Exchange differences are taken to the profit and loss account.

## 3.20 Provision

### 3.20.1 Claims

Insurance claims include all claims incurred during the year, whether reported or not, related internal and external claims handling costs that are directly related to the processing and settlement of claims, and any adjustments to claims outstanding from previous years.

### 3.20.2 Provision for outstanding claims

The Company recognises liability in respect of all claims incurred up to the financial statement date which is measured at the undiscounted value of the expected future payments. The claims are considered to be incurred at the time of the incident giving rise to the claim except as otherwise expressly indicated in an insurance contract.

The liability for claims include amounts relating to unpaid reported claims, claims incurred but not reported (IBNR) and expected claims settlement costs. Provision for liability in respect of unpaid reported claims is made on the basis of individual case estimates.

### 3.20.3 Claims reported but not settled

The provision for claims incurred but not reported (IBNR) is made at the financial statement date. In accordance with SECP circular No. 9 of 2016, the Company takes actuarial advice for the determination of IBNR claims. IBNR claims have been estimated using Chain Ladder (CL) methodology. The Chain Ladder (CL) Method involves determination of development factors or link ratios for each period. These are then subsequently combined to determine Cumulative Development Factor (CDF) which represents the extent of future development of claims to reach their ultimate level. Upto 2015 the provision for IBNR was accounted for on the basis whereby all claims incurred before the year end but reported subsequently were aggregated and the ratio of such claims to outstanding claims was applied to outstanding claims at the reporting date (except exceptional losses) to arrive at liability for IBNR. The analysis was carried out separately for each class of business.

## 3.21 Financial instruments

Financial assets and financial liabilities within the scope of IAS-39 are recognised at the time when the Company becomes a party to the contractual provisions of the instrument and are derecognised when the Company loses control of contractual rights that comprise the financial assets and in the case of financial liabilities when the obligation specified in the contract is discharged, cancelled or expired. Any gain or loss on derecognition of the financial assets and financial liabilities is included in the profit and loss.

Financial instruments carried on the financial statement include bank deposits, investments, premium due but unpaid, premium received in advance, amount due from other insurers / reinsurers, accrued investment income, reinsurance recoveries against outstanding claims, sundry receivables, provision for outstanding claims, amount due to other insurers / reinsurers, accrued expenses, other creditors and accruals, short term running finance and obligation under finance lease. The particular recognition methods adopted are disclosed in the individual policy statements associated with each item.

## 3.22 Earning per share

The company presents basic and diluted earning per share (EPS) data for its ordinary shares. Basic EPS is calculated by dividing the profit or loss attributable to ordinary share holders of the company by the weighted average no. of ordinary shares outstanding during the year. Diluted EPS is determined by adjusting the profit or loss attributable to ordinary share holders and the weighted average no. of ordinary shares outstanding for the effects of all dilutive potential ordinary shares.

# Habib Insurance Company Limited

## 4 CRITICAL ACCOUNTING ESTIMATES AND JUDGEMENTS

The preparation of financial statements in conformity with approved accounting standards requires the use of certain critical accounting estimates. It also requires management to exercise its judgment in the process of applying the Company's accounting policies. The estimates / judgments and associated assumptions used in the preparation of the financial statements are based on historical experience and other factors, including expectations of future events that are believed to be reasonable under the circumstances, the result of which form the basis of making the estimates about carrying values of assets and liabilities that are not readily apparent from other sources.

Actual results may differ from these estimates. The estimates and underlying assumptions are reviewed on ongoing basis. Revisions to accounting estimates are recognised in the period in which the estimate is revised, if the revision affects only that period, or in the period of the revision and future periods if the revision affects both current and future periods. In the process of applying the Company's accounting policies, management has made the following estimates and judgments which are significant to the financial statements:

	<b>Note</b>
Property and equipment	3.1
Premium deficiency	3.5
Insurance/ Reinsurance receivable	3.7.1
Provision for outstanding claims including IBNR	3.20
Taxation	3.14
Staff retirement benefits	3.15
Impairment of assets	3.16

## 5. PROPERTY AND EQUIPMENT

	Note	2020 (Rupees in '000)	2019
Operating assets	5.1	33,323	31,426
Right of use assets	5.2	151,856	133,399
		<u>185,179</u>	<u>164,825</u>



**5.1.1 Details of tangible assets disposed/ write off during the year are as follows:**

Category of assets	Cost	Accumulated	Book value	Sale	Gain /	Mode of disposals	Sold to
		Depreciation		proceeds	(loss)		
			(Rupees in '000)				
Motor vehicles	44	31	13	8	(5)	Negotiation	Muhammad Jehangir
	36	29	7	6	(1)	Negotiation	Zubair Ali Baig
	1,450	425	1,025	1,370	345	Negotiation	Rehan Ahmed
	2,103	1,234	869	2,436	1,567	Negotiation	Yasir Arafat Khan
	1,037	259	778	800	22	Negotiation	Muhammad Zareef
	2,193	1,705	488	1,680	1,192	Negotiation	Qamar Abbas
	<u>6,863</u>	<u>3,683</u>	<u>3,180</u>	<u>6,300</u>	<u>3,120</u>		
Office equipment	449	321	128	145	17	Negotiation	Various
Computer equipment	363	307	56	33	(23)	Negotiation	Various
	<u>7,675</u>	<u>4,311</u>	<u>3,364</u>	<u>6,478</u>	<u>3,114</u>		
2020							
	<u>3,231</u>	<u>1,367</u>	<u>1,864</u>	<u>2,246</u>	<u>382</u>		
2019							

**5.1.2** Fully depreciated assets amount to Rs. 20,920 million (2019: Rs. 23.945 million) at year end.

## 5.2 Right of use assets

	2020											
	Cost				Accumulated Depreciation				Written Down Value			
	As at January 01, 2020	Additions	Disposals	Written Off	As at December 31, 2020	As at January 01, 2020	Charge for the year	Disposals	Written Off	As at December 31, 2020	As at December 31, 2020	Depreciation Rate %
	(Rupees in '000)											
Leasehold property	51,123	40,402	21,746	-	69,779	6,693	8,729	6,415	-	9,007	60,772	Various
Motor vehicles - Leased	110,094	24,538	6,493	-	128,139	21,125	16,624	694	-	37,055	91,084	
	<u>161,217</u>	<u>64,940</u>	<u>28,239</u>	<u>-</u>	<u>197,918</u>	<u>27,818</u>	<u>25,353</u>	<u>7,109</u>	<u>-</u>	<u>46,062</u>	<u>151,856</u>	

### Right of use assets operating Assets

	2019											
	Cost				Accumulated Depreciation				Written Down Value			
	As at January 01, 2019	Additions	Disposals	Written Off	As at December 31, 2019	As at January 01, 2019	Charge for the year	Disposals	Written Off	As at December 31, 2019	As at December 31, 2019	Depreciation Rate %
	(Rupees in '000)											
Leasehold property	30,506	20,617	-	-	51,123	-	6,693	-	-	6,693	44,430	Various
Motor vehicles - Leased	84,157	25,937	-	-	110,094	4,403	16,722	-	-	21,125	88,969	
	<u>114,663</u>	<u>46,554</u>	<u>-</u>	<u>-</u>	<u>161,217</u>	<u>4,403</u>	<u>23,415</u>	<u>-</u>	<u>-</u>	<u>27,818</u>	<u>133,399</u>	

5.2.1 Details of tangible asset disposed off during the year are as follows:

Category of assets	Cost	Accumulated depreciation	Book value	Sale proceeds	Gain	Mode of disposals	Sold to
	(Rupees in '000)						
Motor vehicles	2,407	694	1,713	2,210	497	Negotiation	Abdul Aziz Siwani



# Habib Insurance Company Limited

## 7. INVESTMENT IN EQUITY SECURITIES

	2020				2019			
	Cost	Impairment / Provision	Revaluation surplus / (deficit)	Carrying Value (Rupees in '000)	Cost	Impairment Provision	Revaluation surplus / (deficit)	Carrying Value
<b>Available-for-sale</b>								
<b>Related parties</b>								
<b>Listed shares</b>								
Bank AL Habib Limited	84,100	-	55,100	139,200	84,100	-	68,221	152,321
Habib Metropolitan Bank Limited	106,905	-	20,550	127,455	87,617	-	12,979	100,596
Indus Motor Company Limited	17,453	-	11,316	28,769	17,453	-	10,444	27,897
Shabbir Tiles & Ceramics Limited	-	-	-	-	7,429	-	942	8,371
Thal Limited	70,824	-	106,809	177,633	70,824	-	56,283	127,107
	<u>279,282</u>	<u>-</u>	<u>193,775</u>	<u>473,057</u>	<u>267,423</u>	<u>-</u>	<u>148,869</u>	<u>416,292</u>
<b>Others</b>								
<b>Listed shares</b>								
Packages Limited	7,514	-	19,347	26,861	7,514	-	10,430	17,944
Dynea Pakistan Limited	763	-	12,001	12,764	1,722	-	11,274	12,996
Abbott Laboratories (Pakistan) Limited	8,956	-	33,118	42,074	8,956	-	15,930	24,886
GlaxoSmithKline Pakistan Limited	4,943	-	4,807	9,750	4,943	-	3,218	8,161
Nestle Pakistan Limited	79	-	921	1,000	79	-	1,129	1,208
Shezan International Limited	84	-	376	460	84	-	572	656
Habib ADM Limited	-	-	-	-	3,042	-	6,352	9,394
Al-Ghazi Tractors Limited	7,055	-	4,961	12,016	11,264	-	7,717	18,981
Millat Tractors Limited	10,018	-	14,599	24,617	10,018	-	5,831	15,849
Atlas Battery Limited	1,692	-	5,331	7,023	1,692	-	3,096	4,788
Agriauto Industries Limited	-	-	-	-	1,190	-	2,810	4,000
Habib Sugar Mills Limited	88,573	-	62,285	150,858	88,573	-	81,592	170,165
Habib Rice Products Limited	3,042	-	3,648	6,690	-	-	-	-
Pioneer Cement Limited	9,486	-	844	10,330	-	-	-	-
Gadoon Textile Mills Limited	-	-	-	-	1,571	-	1,823	3,394
Bata Pakistan Limited	5,440	-	3,751	9,191	5,440	-	6,518	11,958
Pakistan Cables Limited	1,938	-	78	2,016	1,938	-	12	1,950
The Hub Power Company Limited	15,826	-	40	15,866	89,126	-	16,024	105,150
Oil & Gas Development Company	-	-	-	-	4,870	(244)	-	4,626
Engro Polymers & Chemicals Limited	2,402	-	(26)	2,376	-	-	-	-
Engro Polymers & Chemicals Ltd - Preference Shares (note 7.2)	18,406	-	4,086	22,492	-	-	-	-
The Organic Meat Company Limited	2,884	-	98	2,982	-	-	-	-
International Steel Limited	-	-	-	-	2,202	(523)	-	1,679
International Industries Limited	1,527	(556)	-	971	1,527	(917)	-	610
Kohat Cement Company Limited	-	-	-	-	3,422	(713)	-	2,709
D.G Khan Cement Company Limited	-	-	-	-	1,292	(363)	-	929
Atlas Insurance Limited	3,955	-	7,959	11,914	3,955	-	7,309	11,264
Kot Addu Power Company Limited	2,682	-	38	2,720	-	-	-	-
EFU Life Assurance Limited	4,338	-	4,253	8,591	4,338	-	5,180	9,518
IGI Holding Limited	52,950	-	40,632	93,582	52,950	-	40,890	93,840
Jubilee General Insurance Company Limited	9,683	-	(411)	9,272	9,683	-	(17)	9,666
	<u>264,236</u>	<u>(556)</u>	<u>222,736</u>	<u>486,416</u>	<u>321,391</u>	<u>(2,760)</u>	<u>227,690</u>	<u>546,321</u>

# Habib Insurance Company Limited

	2020				2019			
	Cost	Impairment / Provision	Revaluation surplus / (deficit)	Carrying Value (Rupees in '000)	Cost	Impairment Provision	Revaluation surplus / (deficit)	Carrying Value
<b>Mutual funds</b>								
NBP Money Market Fund	212	-	1	213	-	-	-	-
MCB Arif Habib Pakistan Income Fund	226	-	215	441	-	-	-	-
National Investment (Unit) Trust	252	-	1,658	1,910	252	-	1,495	1,747
NAFA Financial Sector Fund	-	-	-	-	1,480	-	106	1,586
NBP Financial Sector Income Fund	1,703	-	13	1,716	-	-	-	-
Pakistan Income Fund	-	-	-	-	183	-	222	405
	<u>2,393</u>	<u>-</u>	<u>1,887</u>	<u>4,280</u>	<u>1,915</u>	<u>-</u>	<u>1,823</u>	<u>3,738</u>
<b>Modaraba certificates</b>								
Orix Modaraba (note 7.1)	1,319	-	590	1,909	1,319	-	504	1,823
First Habib Modaraba (note 7.1)	13,695	-	6,254	19,949	13,695	-	5,830	19,525
	<u>15,014</u>	<u>-</u>	<u>6,844</u>	<u>21,858</u>	<u>15,014</u>	<u>-</u>	<u>6,334</u>	<u>21,348</u>
	<u>560,925</u>	<u>(556)</u>	<u>425,242</u>	<u>985,611</u>	<u>605,743</u>	<u>(2,760)</u>	<u>384,716</u>	<u>987,699</u>

7.1	<b>Modaraba certificates</b>			
	<b>Company Name</b>	<b>Chief Executive Officer</b>	<b>Nominal value</b>	<b>Number of certificates / shares</b>
	Orix Modaraba	Mr. Raheel Qamar Ahmed	Rs.10	108,750
	First Habib Modaraba	Mr. Muhammad Shoab Ibrahim	Rs.5	2,015,000
7.2	<b>Preference shares</b>			
	<b>Company Name</b>	<b>Chief Executive Officer</b>	<b>Nominal value</b>	<b>Number of certificates / shares</b>
	Engro Polymers & Chemical Ltd - Preference Shares	Mr. Jahangir Paracha	Rs.10	1,840,614

Preference shares of Engro Polymer & Chemicals Limited were issued on December 18, 2020 and are perpetual. The dividends are cumulative in nature and will be calculated at 6 Months KIBOR + 3% on the issue date and then repriced at the end of June 30 and December 31, each year. The company has the option to purchase the entire portfolio from investor through 30 days notice after the expiry of 12 months from issue Date. The conversion Option can be exercised by the investor after the expiry of 80 months from the issue date into 1:1 (One preference shares equals to one ordinary share).

Note 2020 2019  
(Rupees in '000)

## 8. INVESTMENT IN GOVERNMENT SECURITIES

### Available for sale

Pakistan Investment Bonds (PIBs) 8.1 329,937 -

### Held to maturity

Pakistan Investment Bonds (PIBs) 8.1 - 277,867

8.1 The company reclassified its entire held to maturity portfolio on December 15, 2020 due to the sale of more than insignificant portion of held to maturity investments.

PIBs having face value of Rs. 340.0 million (market value of Rs.329.937 million) [December 31, 2019: Rs. 320.0 million (market value of Rs. 259.479 million)]. These carry mark-up ranging from 8.75% to 12% (December 31, 2019: 7.00% to 12%) per annum and will mature between July 19, 2022 to July 12, 2028. PIBs having face value of Rs. 90.0 million have been deposited with the State Bank of Pakistan (SBP) as statutory deposit in accordance with the requirements of Section 29 of the Insurance Ordinance, 2000 and circular No. 15 of 2008 dated July 07, 2008 issued by the SECP.

# Habib Insurance Company Limited

Note 2020 2019  
(Rupees in '000)

## 9. LOANS AND OTHER RECEIVABLES

### Considered good

Accrued investment income		13,884	13,518
Security deposits		33,829	33,832
Advances	9.1	7,822	6,690
Agent commission receivable		5,817	8,850
Loans to employees	9.2	57,240	53,765
Receivable against sale of investments		1,132	18,582
Receivable from Window Takaful operations		3,009	1,447
Other receivable		9,298	20,920
		<u>132,031</u>	<u>157,604</u>

9.1 This includes Rs.1.85 million (2019: Rs.3.135 million) receivable from related parties.

9.2 These loans are secured against provident fund balances or deposit of title documents. These loans are recoverable in monthly instalments over various periods and includes Rs. 4.747 million (2019: Rs. 2.584 million) receivable in 2021 representing current portion of loan to employees.

These loans carry mark-up rate of 4% to 12% (2019: 9% to 12%) per annum except loans amounting to Rs. nil (2019: Rs. 0.058 million) which are interest free.

Note 2020 2019  
(Rupees in '000)

### 9.2.1 Reconciliation of carrying amount of loans

Opening balance		53,765	52,607
Mark-up for the year		3,031	4,181
Disbursements during the year		16,183	15,378
		<u>72,979</u>	<u>72,166</u>
Repayments (including mark-up) during the year		(15,739)	(18,401)
Closing balance		<u>57,240</u>	<u>53,765</u>

## 10. INSURANCE / REINSURANCE RECEIVABLES

### Unsecured and considered good

Due from insurance contract holders		511,132	591,235
Considered good		511,132	591,235
Considered doubtful		17,018	15,912
Less: Provision for impairment of receivables from Insurance contract holders		(17,018)	(15,912)
		<u>511,132</u>	<u>591,235</u>

Due from other insurers/ reinsurers		472,747	454,467
Considered good		472,747	454,467
Considered doubtful		6,500	6,500
Less: Provision for impairment of due from other insurers/ reinsurers		(6,500)	(6,500)
		<u>472,747</u>	<u>454,467</u>
		<u>983,879</u>	<u>1,045,702</u>

## 11. RETIREMENT BENEFIT OBLIGATIONS

### Defined benefit plan - unfunded gratuity scheme

The latest actuarial valuation was carried out on December 31, 2020 by an appointed actuary using "Projected Unit Credit Actuarial Cost Method".

# Habib Insurance Company Limited

	2020	2019
	Number of Employees	
The number of employees covered under the defined benefit scheme are:	<u>193</u>	<u>177</u>
The following principal actuarial assumptions were used for the valuation of above mentioned scheme:		
Financial assumptions		
- Discount rate (per annum compounded)	10.25%	11.25%
- Salary increase per annum	10.25%	13.51%
Demographic assumptions		
- Expected service length of the employees	15 years	15 years
- Normal retirement	60 years	60 years
- Rate of employee turnover	Light	Moderate
- Mortality rate	SLIC (2001-05) - 1	SLIC 2001-05) - 1
<b>Liability in financial statement</b>		
Present value of defined benefit obligations	<u>119,302</u>	<u>102,396</u>
<b>Movement in Defined benefit obligations</b>		
Opening balance	102,396	88,470
Charged to profit and loss account	19,956	20,889
Benefits paid during the year	(1,984)	(1,963)
Actuarial (gain) / loss recognised in other comprehensive income	(1,066)	(5,000)
Closing balance	<u>119,302</u>	<u>102,396</u>
<b>Movement in present value of defined benefit obligations</b>		
Present value of defined benefit obligations as at 01 January	102,396	88,470
Current service cost	8,191	8,729
Interest cost	11,765	12,160
Benefits paid	(1,984)	(1,963)
Actuarial loss on obligation	(1,066)	(5,000)
Present value of defined benefit obligations as at 31 December	<u>119,302</u>	<u>102,396</u>
<b>Charge for the defined benefit obligations</b>		
<b>Cost recognised in profit and loss</b>		
Current service cost	8,191	8,729
Interest cost	11,765	12,160
	<u>19,956</u>	<u>20,889</u>
<b>Actuarial gain on defined benefit obligation recognised in other comprehensive income</b>		
Actuarial gain on defined benefit obligation		
- (Gain) / Loss due to change in financial assumptions	(539)	(916)
- (Gain) / Loss due to change in demographic assumptions	1,770	-
- (Gain) / Loss due to change in experience adjustments	(2,297)	(4,084)
	<u>(1,066)</u>	<u>(5,000)</u>
Expected contributions to the fund in the following year	<u>18,348</u>	<u>16,642</u>
Expected benefit payments to retirees in the following year	<u>4,944</u>	<u>4,484</u>
Weighted average duration of the defined benefit obligation (year)	<u>10.52</u>	<u>9.17</u>

# Habib Insurance Company Limited

## Sensitivity analysis

Sensitivity analysis has been performed by varying one assumption keeping all other assumptions constant and calculating the impact on the present value of the defined benefit obligations on various employee benefit schemes. The increase/ (decrease) in the present value of defined benefit obligations as a result of change in each assumption is summarized below:

	2020 (Rupees in '000)	2019 (Rupees in '000)
Increase in discount rate by 0.5%	(113,195)	(97,790)
Decrease in discount rate by 0.5%	125,761	107,186
Increase in expected future increment in salary by 0.5%	126,015	107,404
Decrease in expected future increment in salary by 0.5%	(112,912)	(97,550)

## Comparison for Five Years As at December 31,

	2020	2019	2018	2017	2016
	(Rupees in '000)				
Defined benefit obligation	<u>119,302</u>	<u>102,396</u>	<u>88,470</u>	<u>83,629</u>	<u>83,083</u>
Experience adjustment loss on obligation (as percentage of plan obligations)	<u>-1.93</u>	<u>-3.99%</u>	<u>2.97%</u>	<u>3.48%</u>	<u>8.56%</u>

2020  
(Rupees in '000)

## 12. DEFERRED TAXATION - net

### Deferred debits arising in respect of

Provisions	(13,484)	(12,478)
Financial lease liability	(39,916)	(37,113)

### Deferred credits arising in respect of

Accelerated depreciation	1,235	1,286
Unrealised gain on available-for-sale investments	132,255	111,568
Right of use asset	44,038	38,686
	<u>124,128</u>	<u>101,949</u>

## 12.1 Reconciliation of deferred tax

Opening balance	101,949	129,519
Directly recognised in other comprehensive income due to actuarial gain	309	1,450
Directly recognised in other comprehensive income due to unrealised gain on available-for-sale investments		
- General Insurance Operations	20,687	(22,416)
- Window Takaful Operations	-	308
Charge for the year	1,183	(6,912)
Closing balance	<u>124,128</u>	<u>101,949</u>

## 13. PREPAYMENTS

Prepaid reinsurance premium ceded	434,673	366,576
Prepaid insurance on leased vehicles	2,046	2,729
Others	9,079	8,250
	<u>445,798</u>	<u>377,555</u>

# Habib Insurance Company Limited

	Note	2020 (Rupees in '000)	2019 (Rupees in '000)
<b>14. CASH AND BANK</b>			
<b>Cash and cash equivalent</b>			
- Cash in hand		249	201
- Policy stamps, revenue stamps and bond paper		309	147
		558	348
<b>Cash at bank</b>			
- Current accounts		7,307	21,946
- Saving accounts	14.1	171,676	98,822
		178,983	120,768
		<u>179,541</u>	<u>121,116</u>
<b>14.1</b>	This balance is held with related parties and carries mark-up rates ranging between 6.25% to 11.75% (2019: 8.5% to 11.75%) per annum.		
<b>15. SHARE CAPITAL</b>			
<b>Authorised capital</b>			
		2020 (Number of Shares)	2019 (Number of Shares)
		<u>130,000,000</u>	<u>130,000,000</u>
	Ordinary shares of Rs. 5/- each		
		<u>650,000</u>	<u>650,000</u>
<b>15.1 Issued, subscribed and paid-up share capital</b>			
		2020 (Number of Shares)	2019 (Number of Shares)
		<u>123,874,755</u>	<u>123,874,755</u>
	Ordinary shares of Rs. 5/- each at the beginning and end of the year		
		<u>619,374</u>	<u>619,374</u>
<b>15.2</b>	At December 31, 2020 related parties including directors and their dependants held 14.587 million (11.78%) [2019: 11.94 million (9.64%)] number of ordinary shares of Rs.5 each.		
<b>16. RESERVES</b>			
<b>Capital Reserves</b>			
Reserve for exceptional losses	16.1	9,122	9,122
<b>Revenue Reserves</b>			
General reserve		255,000	255,000
Available-for-sale reserve		324,862	274,278
		579,862	529,278
		<u>588,984</u>	<u>538,400</u>
<b>16.1</b>	Under the Income Tax Act, 1922 applicable to insurance companies, the Company set aside in prior years amounts up to ten percent of premium earnings, net of reinsurances of the year as a reserve for exceptional losses, which was treated as an allowable deduction in arriving at the taxable income. This option was withdrawn by the Income Tax Ordinance, 1979 with retrospective effect to the accounting year ended December 31, 1978. Accordingly, the Company has ceased to set aside such amounts, but has retained the reserves created up to December 31, 1978.		

# Habib Insurance Company Limited

	Note	2020 (Rupees in '000)	2019
<b>17. BORROWINGS</b>			
Short term borrowings		–	80,000
Finance lease liability	17.1	137,642	128,558
Total borrowings		<u>137,642</u>	<u>208,558</u>
Current portion		24,668	118,772
Non-current portion		112,974	89,786
		<u>137,642</u>	<u>208,558</u>

## 17.2 Finance Lease Liability

The amount of future lease payments and the period in which these become due are as follows:

	2020		2019	
	Minimum Lease Payments	Financial Charges	Present value of minimum lease payments	Present value of minimum lease payments
	(Rupees in '000)			
Not later than one year	38,048	13,380	24,668	12,463
Later than one year but not later than five years	121,457	8,483	112,974	116,095
	<u>159,505</u>	<u>21,863</u>	<u>137,642</u>	<u>128,558</u>

The liability against assets subject to finance lease represents the leases entered into with a related party for purchase of vehicles. The periodic lease payments carry mark-up rates of 12 months KIBOR plus 2% (2019: 12 months KIBOR plus 2%) per annum. The Company, shall subject to compliance with the conditions specified in the lease agreement, purchase the asset from the lessor at the end of the lease term. These leases have maturities in December 2025.

	Note	2020 (Rupees in '000)	2019
<b>18. INSURANCE/ REINSURANCE PAYABLES</b>			
Due to other insurers/ reinsurers	18.1	317,459	261,265
<b>18.1 Due to other insurers/ reinsurers</b>			
- Foreign reinsurers		195,669	175,904
- Local reinsurers		37,820	24,793
- Co-insurers		83,970	60,568
		<u>317,459</u>	<u>261,265</u>
<b>19. OTHER CREDITORS AND ACCRUALS</b>			
Agents commission payable		53,270	44,457
Federal excise duty		34,374	32,654
Federal insurance fee		2,484	2,386
Accrued expenses		23,129	25,693
Withholding tax payable		1,673	1,055
Unclaimed dividends		61,574	60,010
Sundry creditors	19.1	30,180	24,746
Others		1,356	941
		<u>208,040</u>	<u>191,942</u>

# Habib Insurance Company Limited

- 19.1** This represents outstanding claims in respect of which cheques aggregating to Rs.30.180 million (2019: Rs.24.746 million) have been issued by the Company for claim settlement but the same have not been encashed by the claimant.

The following is the aging as required by SECP Circular No. 11 of 2014 dated May 19, 2014:

	2020	2019
	(Rupees in '000)	
More than 6 months	30,180	24,746
1 to 6 months (Unpresented cheques in respect of claims paid)	<u>68,714</u>	<u>38,811</u>
	<u>98,894</u>	<u>63,557</u>

Claims not encashed	Age-wise break-up					Total
	1 to 6 months	7 to 12 months	13 to 24 months	25 to 36 months	Beyond 36 months	
	(Rupees in '000)					
2020	<u>68,714</u>	<u>252</u>	<u>6,092</u>	<u>1,834</u>	<u>22,002</u>	<u>98,894</u>
2019	<u>38,811</u>	<u>3,196</u>	<u>2,900</u>	<u>2,122</u>	<u>16,528</u>	<u>63,557</u>

## 20. CONTINGENCIES AND COMMITMENTS

### 20.1 Contingencies

Tax related contingencies are reported in note 30.2 to the financial statements.

### 20.2 Commitments

Nil (2019 : Nil)

## 21. NET INSURANCE PREMIUM

	2020	2019
	(Rupees in '000)	
<b>Written gross premium</b>	1,658,449	1,620,051
Add: Unearned premium reserve opening	778,636	631,754
Less: Unearned premium reserve closing	(818,033)	(778,636)
<b>Premium earned</b>	<u>1,619,052</u>	<u>1,473,169</u>
<b>Less: Reinsurance premium ceded</b>	<u>948,479</u>	<u>802,367</u>
Add: Prepaid reinsurance premium opening	366,576	281,792
Less: Prepaid reinsurance premium closing	(434,673)	(366,576)
Reinsurance expense	<u>880,382</u>	<u>717,583</u>
<b>Net insurance premium</b>	<u>738,670</u>	<u>755,586</u>

## 22. NET INSURANCE CLAIMS

Claims paid	<u>936,857</u>	<u>944,415</u>
Add: Outstanding claims including IBNR closing	819,119	594,636
Less: Outstanding claims including IBNR opening	(594,636)	(543,938)
<b>Claims expense</b>	<u>1,161,340</u>	<u>995,113</u>
<b>Less: Reinsurance and other recoveries received</b>	<u>564,764</u>	<u>628,914</u>
Add: Reinsurance and other recoveries in respect of outstanding claims net of impairment - closing	604,878	364,205
Less: Reinsurance and other recoveries in respect of outstanding claims net of impairment - opening	(364,205)	(415,759)
<b>Reinsurance and other recoveries revenue</b>	<u>805,437</u>	<u>577,360</u>
<b>Net insurance claims</b>	<u>355,903</u>	<u>417,753</u>

# Habib Insurance Company Limited

## 23. CLAIM DEVELOPMENT

The following table shows the development of claims over a period of time on gross basis. For each class of business the uncertainty about the amount and timings of claims payment is usually resolved within a year.

Accident year	2016	2017	2018	2019	2020
	(Rupees in '000)				
<b>Estimate of ultimate claims costs:</b>					
At end of accident year	1,513,774	827,534	652,310	988,306	1,022,555
One year later	442,763	301,322	224,201	963,737	–
Two year later	395,600	27,508	387,747	–	–
Three year later	352,422	35,833	–	–	–
Four year later	290,520	–	–	–	–
Current estimate of	290,520	35,833	387,747	963,737	1,022,555
Cumulative payments to date	(251,368)	(21,558)	(181,774)	(889,612)	(536,961)
Liability for outstanding claims	39,152	14,275	205,973	74,125	485,594

## 24. NET COMMISSION INCOME

	Note	2020	2019
		(Rupees in '000)	
Commissions paid or payable		190,476	155,666
Add: Deferred commission - opening		74,039	61,071
Less: Deferred commission - closing		(98,200)	(74,039)
<b>Commission expense</b>		166,315	142,698
<b>Less: Commission from reinsurers</b>			
Commission received or receivable		238,547	231,793
Add: Unearned reinsurance commission - opening		105,979	77,002
Less: Unearned reinsurance commission - closing		(127,746)	(105,979)
<b>Commission from reinsurers</b>		216,780	202,816
<b>Net commission income</b>		50,465	60,118

## 25. MANAGEMENT EXPENSES

		2020	2019
Employee benefit cost	25.1	245,631	225,037
Travelling expenses		2,215	6,495
Advertisement and sales promotion		324	571
Printing and stationary		3,890	4,912
Depreciation & Amortization		9,294	11,984
Rent, rates and taxes		2,667	1,378
Legal and professional charges		2,048	1,354
Electricity, gas and water		4,268	5,414
Entertainment		3,168	2,463
Vehicle running expenses		13,605	18,843
Office repairs and maintenance		7,474	4,538
Postages, telegrams and telephone		6,094	5,391
Annual supervision fee of SECP		2,654	2,327
Miscellaneous		4,778	3,710
		308,110	294,417

25.1 This includes Rs. 237.353 million (2019: Rs. 217.943 million) being salaries and other benefits and Rs. 8.278 million (2019: Rs. 7.094 million) being contribution to employees' provident fund.

# Habib Insurance Company Limited

	2020	2019
	(Rupees in '000)	
<b>26. INVESTMENT INCOME</b>		
<b>Income from equity securities available-for-sale</b>		
- Dividend income	48,894	46,603
<b>Income from debt securities - 'held-to-maturity'</b>		
- Return on government securities - PIBs	37,810	14,272
<b>Net realised gain on investments available-for-sale</b>		
- Equity securities	8,475	33,868
- Mutual funds units	201	2,404
- Debt securities	(852)	-
	<u>7,824</u>	<u>36,272</u>
<b>Total investment income</b>	<u>94,528</u>	<u>97,147</u>
<b>Less: Impairment in value of investments available-for-sale</b>		
- Equity securities	-	(2,004)
<b>Less: Investment related expenses</b>	(383)	(333)
	<u>94,145</u>	<u>94,810</u>
<b>27. OTHER INCOME</b>		
Return on bank balances	2,185	7,954
Gain on sale of fixed assets	3,611	382
Return on loan to employees	3,030	4,181
Miscellaneous	2,842	8,932
	<u>11,668</u>	<u>21,449</u>
<b>28. OTHER EXPENSES</b>		
Legal and professional charges	4,812	8,164
Travelling expenses	649	2,178
Auditor's remuneration	28.1 2,382	1,864
Subscription	3,956	5,739
Donations	28.2 3,200	3,200
Employee benefit cost	28.3 53,921	52,671
Vehicle running expenses	9,337	3,632
Rent, rates and taxes	1,115	581
Electricity, gas and water	1,246	1,368
Entertainment	1,189	731
Printing and stationary	1,240	1,611
Office repairs and maintenance	2,760	1,637
Postage, Telegram & Telephone	1,410	1,166
Advertisement and sales promotion	126	223
Depreciation	24,339	19,201
Amortisation	1,629	1,673
Provision for impairment	1,106	-
Miscellaneous	3,410	4,166
	<u>117,827</u>	<u>109,805</u>

# Habib Insurance Company Limited

	Note	2020 (Rupees in '000)	2019
<b>28.1 Auditor's remuneration</b>			
Audit fee		938	853
Review of financial statements		285	285
Special certifications		694	399
		<u>1,917</u>	<u>1,537</u>
Sindh sales tax		153	157
Out-of-pocket expenses		312	170
		<u>2,382</u>	<u>1,864</u>

**28.2** An amount of Rs.3.20 million (2019: Rs.3.20 million) was donated to the following Trusts:

Name of Directors	Interest in Donee	Name of Donee	Address of Donee	Amount (Rs. in '000)
Mr. Rafiq M.Habib Mr. Mansoor G.Habib Mr. Aun Mohammad A. Habib	Trustee	Al-Sayyeda Benevolent Trust	UBL Building, I.I.Chundrigar Road, Karachi	640
Mr. Aun Mohammad A. Habib	Trustee	Rehmatbai Habib Widows & Orphans Trust	UBL Building, I.I.Chundrigar Road, Karachi	640
Mr. Aun Mohammad A. Habib	Trustee	Rehmatbai Habib Food & Clothing Trust	UBL Building, I.I.Chundrigar Road, Karachi	640
Mr. Mansoor G.Habib Mr. Aun Mohammad A. Habib	Trustee	Habib Poor Fund	UBL Building, I.I.Chundrigar Road, Karachi	640
Mr. Rafiq M.Habib	Trustee	Habib Medical Trust	UBL Building, I.I.Chundrigar Road, Karachi	640
				<u>3,200</u>

**28.3** This includes Rs.52.104 million (2019: Rs. 50.978 million) being salaries and other benefits and Rs.1.817 million (2019: Rs. 1.693 million) being contribution to employees' provident fund.

	2020 (Rupees in '000)	2019
<b>29. FINANCE COST</b>		
Mark-up on short term financing	3,289	941
Mark-up on finance leases	13,463	13,628
	<u>16,752</u>	<u>14,569</u>
<b>30. TAXATION</b>		
<b>For the year</b>		
Current	26,191	34,052
Deferred	1,183	(6,912)
	<u>27,374</u>	<u>27,140</u>
<b>30.1 Relationship between tax expense and accounting profit</b>		
Profit before taxation	89,037	97,227
Tax at enacted rate of 29% (2019: 29%)	25,821	28,196
Deferred Tax due to change of rate	-	985
Others	1,553	(2,041)
	<u>27,374</u>	<u>27,140</u>

# Habib Insurance Company Limited

**30.1.1** The tax rate applicable on the Company for Tax Year 2020 is 29% (2019: 29%).

**30.2** The income tax department has made an assessment order for assessment year 2019 by adding back expenses, write off of bad debts, loan to employees, capitalization of renovation expenses and provision for gratuity creating a tax liability of Rs 7 million. The Company has filed appeal before the Commissioner, Inland Revenue (Appeals) which is yet to be fixed for hearing.

The income tax department has made an assessment order for assessment year 2018 by adding back expenses, written off of bad debts, loan to employees, capitalization of renovation expenses and provision for gratuity. The Company had filed appeal before the Commissioner, Inland Revenue (Appeals-I) on which partial relief was allowed to the Company and amount of Rs 1.5 million was payable by the Company. The second appeal filed by the department has not been fixed yet.

The income tax department has issued an assessment order for assessment year 2017 by charging taxes on administrative expenses, commission expenses, claim expense, fixed capital expenditure, rent expenses and dividend payment. The Company had filed appeal before the Commissioner (Appeals-I) which was decided against the Company. The Company had filed second appeal before the Appellate Tribunal Inland Revenue, Karachi against the Order of Commissioner (Appeals-I), Karachi who has maintained the unjustified demand of Rs. 221 million. The Appellate Tribunal decided the second appeal by vacating the order of CIR (Appeals) and remanded back the order for de novo proceedings. However, the de novo proceedings have not been initiated as yet.

The income tax department has issued an assessment order for assessment year 2011, 2014 and 2015 amounting to Rs. 23 million, Rs. 2.4 million, Rs. 4.4 million respectively by charging tax on dividend and capital gain as single basket, disallowance of provision for IBNR, non-deduction of tax on commission payment, addition of cash withdrawals, provision for impairment, provision for gratuity, provision for workers welfare fund, donations, capital expenditure, renovation of rented premises, bonus shares and loan to employees. The Company has filed an appeal before the Appellate Tribunal Inland Revenue, Karachi. Appeals are yet to be fixed for hearing.

The Company has filed return of total income for the tax year 2018 (financial year ended December 31, 2017) against which a notice under section 122(5A) has been served on the Company for amendments in the return filed by the Company for the said tax year. The amendments mainly relate to non withholding of tax on commission paid, addition on amount of cash withdrawal and admissibility of various provision / expenses / credits etc. Furthermore, in respect of tax years 2011 to 2016 the tax authorities have issued orders disallowing certain expenses claimed by the Company. The Company has filed appeals against the said orders before the ATIR which are yet to be fixed for hearing. Based on the opinion of tax advisor, the management believes that the case will be decided in favour of the Company.

In respect of tax year 2013 consequent to appeal effect a refund of Rs. 9 million is determined. The rectification application u/s 221 is pending with the tax department in respect of tax year 2011, 2014 and 2015.

In respect of tax year 2012 Appellate Tribunal Inland Revenue, Karachi, has decided the Second Appeal filed against the order of the Commissioner (Appeals) and remanded back/set aside the order of the Addl. CIR on account of provision made for Bad Debts and charging WWF @2% which was not applicable in Insurance Companies. The set aside proceedings have not been initiated as yet.

In respect of tax year 2008 and 2009 Civil Appeals were filed by the Commissioner Inland Revenue, LTU, Karachi against the Consolidated Judgment passed by the Honourable High Court of Sindh, Karachi on the issue of Allocation of Expenses towards Dividend Income u/s 67 of the Income Tax Ordinance, 2001. Civil Appeals were ordered to be heard ex-parte. An application was filed for setting aside the order for ex-parte proceedings and to allow enter appearance to argue the case on merits. The main appeals along with the said applications were last fixed for hearing on March 12, 2020; however, on the said date the matter was adjourned. No further date of hearing has been communicated till date.

In respect of tax year 2005 Company challenged the notice issued by Federal Board of Revenue under section 122(9) for further amendment of assessment under section 122(5A) of the Income Tax Ordinance, 2001. The Honourable High Court has granted an interim stay order and the matter is still pending before the Honourable High Court of Sindh.

In respect of assessment year 1999-2000 and 2000-2001 the department filed civil petition leave to appeal against the judgement passed by the Honourable High Court of Sindh in the Honourable Supreme Court of Pakistan. The Civil petition leave to appeal has been granted and converted into Civil Appeal. The proceedings are still pending before the Honourable Supreme Court of Pakistan.

# Habib Insurance Company Limited

An appeal is pending before the Commissioner Appeals Sindh Revenue Board, Karachi related to sales tax on reinsurance. The Company obtained the interim stay order from Honorable High Court of Sindh, Karachi till the judgement passed by Commissioner Appeals SRB. If the appeal is decided against the company a tax liability of Rs. 190 million would arise. Based on the opinion of tax advisor, the management believes that the case will be decided in favour of the Company, hence no provision is recorded in the financial statements.

The company received show cause notice from the office of Assistant Commissioner Sindh Revenue Board, Karachi for short payment of sales tax on reinsurance services obtained from July till December 2011 and January 2012 till December 2013. The adjudication proceedings are under process. The Company obtained the interim stay order from Honorable High Court of Sindh, Karachi. If the appeal is decided against the company a tax liability of Rs. 72 million would arise. Based on the opinion of tax advisor, the management believes that the case will be decided in favour of the Company, hence no provision is recorded in the financial statements.

	2020 (Rupees in '000)	2019
<b>31. EARNINGS PER SHARE - BASIC AND DILUTED</b>		
Profit after tax for the year	<u>61,663</u>	<u>70,087</u>
	(Number of Shares)	
Weighted average number of ordinary shares of Rs.5 each	<u>123,874,755</u>	<u>123,874,755</u>
	(Rupees)	
Earnings per share	<u>0.50</u>	<u>0.57</u>

**31.1** No figure for diluted earnings per share has been presented as the Company has not issued any instrument which would have an impact on earnings per share when exercised.

## **32. COMPENSATION OF CHIEF EXECUTIVE OFFICER, DIRECTORS AND EXECUTIVES / KEY MANAGEMENT PERSONNEL**

The aggregate amount charged to in the financial statements, including all benefits, to the Chief Executive Officer, Directors and Executives/ Key Management Personnel of the Company are as follows:

Note	Chief Executive Officer		Directors		Executives / Key Management Personnel		Total	
	2020	2019	2020	2019	2020	2019	2020	2019
	(Rupees in '000)							
Fee	-	-	690	610	-	-	690	610
Managerial remuneration	32.1 10,755	9,000	18,731	17,297	58,699	53,542	88,185	79,839
Bonus	1,380	1,250	2,527	2,340	7,271	6,154	11,178	9,744
Retirement benefits	605	508	1,048	960	3,382	3,083	5,035	4,551
Others	795	270	1,575	618	4,757	2,161	7,127	3,049
	<u>13,535</u>	<u>11,028</u>	<u>24,571</u>	<u>21,825</u>	<u>74,109</u>	<u>64,940</u>	<u>112,215</u>	<u>97,793</u>
Number of persons	<u>1</u>	<u>1</u>	<u>9</u>	<u>7</u>	<u>15</u>	<u>14</u>	<u>25</u>	<u>22</u>

**32.1** Managerial remuneration includes basic salary, house rent allowance and utility allowance.

The Chief Executive Officer, Executive director and other executives of the Company are entitled to medical reimbursement upto a prescribed limit as per Company's policy. They are also entitled to avail benefits under the un-funded approved gratuity scheme operated by the Company.

In addition, the Chief Executive Officer, Executive Director and other executives / key management personnel are provided with free use of Company maintained cars in accordance with their entitlement.

## **33. TRANSACTIONS WITH RELATED PARTIES**

Related parties of the Company comprise of associated companies, companies with common directors, major shareholders, staff retirement funds, directors and key management personnel. The Company in the normal course of business carries out transactions with related parties at commercial terms and conditions except for compensation to key management personnel which are on employment terms.

The balances with / due from and transactions with related parties, other than those which have been specifically disclosed elsewhere in the financial statements are as follows:

# Habib Insurance Company Limited

## **Transactions and balances with associated companies**

	2020	2019
	(Rupees in '000)	
<b>Transactions during the year with associated companies</b>		
Premium written	242,108	300,926
Claims paid	183,117	117,869
Dividend received	24,317	30,223
Dividend paid	4,557	11,202
Investment made	19,285	16,118
Investment sold	16,679	86,836
Gain on sale of investments	9,250	29,052
Interest received on bank accounts	2,185	7,954
Bank charges	347	353
Fees paid	690	610
Lease rentals paid	23,644	20,521
Security deposit paid	5,157	4,320
Interest expense	8,470	7,669
Remuneration of key management personnel	112,215	97,194
<b>Balances with associated companies</b>		
Premium due but unpaid	114,831	137,000
Claims outstanding	126,698	162,653
Bank balances	178,058	117,838
Investment held	473,058	586,456
Security deposit	25,031	20,237
Finance lease liability	76,440	81,695
Borrowings	–	80,000
<b>Transactions during the year with other related parties including key management personnel</b>		
Repayment of loans to employees (secured)	5,509	7,927
Brokerage expenses paid	313	–
Contribution to the provident fund	9,767	8,787
<b>Balances with other related parties including key management personnel</b>		
Premium due but unpaid	–	15
Loans to employees (secured)	21,792	21,454

**33.1** Remuneration to the key management personnel are in accordance with the terms of their employment (refer note 32). Contribution to the provident fund is in accordance with the Company's staff services rules and other transactions with the related parties are in accordance with the agreed terms.

34. SEGMENT REPORTING

2020

	Fire and property	Marine and transport	Motor	Group Hospitalisation	Other Classes	Aggregate
	(Rupees in '000)					
Premium receivable (inclusive of Federal Excise Duty, Federal Insurance Fee and Administrative surcharge)	754,286	313,190	653,896	16,026	167,453	1,904,851
Less: Federal Excise Duty	93,120	35,368	78,712	1,823	20,943	229,966
Federal Insurance Fee	6,383	2,733	5,693	141	1,486	16,436
Gross written premium (inclusive of Administrative Surcharge)	654,783	275,089	569,491	14,062	145,024	1,658,449
Gross direct premium	630,208	264,944	546,980	14,019	142,998	1,599,149
Facultative inward premium	18,672	634	1,980	–	–	21,286
Administrative surcharge	5,903	9,511	20,531	43	2,026	38,014
	654,783	275,089	569,491	14,062	145,024	1,658,449
Insurance premium earned	622,873	260,885	559,261	11,876	164,157	1,619,052
Insurance premium ceded to reinsurers	(503,877)	(136,025)	(150,023)	–	(90,457)	(880,382)
<b>Net insurance premium</b>	118,996	124,860	409,238	11,876	73,700	738,670
Premium deficiency reserve	–	–	–	(3,915)	–	(3,915)
Commission income	92,805	54,097	51,668	–	18,210	216,780
<b>Net underwriting income</b>	211,801	178,957	460,906	7,961	91,910	951,535
Insurance claims	635,569	122,601	316,463	15,305	71,402	1,161,340
Insurance claims recovered from reinsurers	(565,887)	(68,673)	(141,424)	–	(29,453)	(805,437)
<b>Net Claims</b>	69,682	53,928	175,039	15,305	41,949	355,903
Commission expense	(87,625)	(33,501)	(23,643)	(60)	(21,486)	(166,315)
Management expenses	(120,214)	(51,499)	(106,614)	(2,633)	(27,150)	(308,110)
Net insurance claims and expenses	(207,839)	(85,000)	(130,257)	(2,693)	(48,636)	(474,425)
<b>Underwriting result</b>	(65,720)	40,029	155,610	(10,037)	1,325	121,207
Investment income						94,145
Other income						11,668
Other expenses						(117,827)
<b>Results of operating activities</b>						109,193
Financial charges						(16,752)
Loss from Window Takaful Operations - Operator's Fund						(3,404)
<b>Profit before tax</b>						89,037
<b>Revenue from major customers</b>	52,592	45,273	298,647	2,641	10,776	409,929
<b>Segment assets</b>	888,306	372,059	797,586	16,937	234,111	2,308,999
<b>Unallocated assets</b>						1,638,245
<b>Unallocated assets of General Takaful Operations - Operator's Fund</b>						70,632
						4,017,876
<b>Segment liabilities</b>	808,809	338,763	726,208	15,421	213,160	2,102,361
<b>Unallocated liabilities</b>						591,357
<b>Unallocated liabilities of General Takaful Operations - Operator's Fund</b>						23,910
						2,717,628

	Fire and property	Marine and transport	Motor	Group Hospitalisation	Other Classes	Aggregate
	(Rupees in '000)					
Premium receivable (inclusive of Federal Excise Duty, Federal Insurance Fee and Administrative surcharge)	734,317	270,391	642,688	9,573	211,625	1,868,594
Less: Federal Excise Duty	91,253	29,554	76,491	1,344	33,006	231,648
Federal Insurance Fee	6,334	2,381	5,618	81	2,481	16,895
Gross written premium (inclusive of Administrative Surcharge)	636,730	238,456	560,579	8,148	176,138	1,620,051
Gross direct premium	623,304	230,195	542,282	8,117	169,231	1,573,129
Facultative inward premium	8,549	338	–	–	–	8,887
Administrative surcharge	4,877	7,923	18,297	31	6,907	38,035
	636,730	238,456	560,579	8,148	176,138	1,620,051
Insurance premium earned	551,010	235,067	525,856	8,300	152,937	1,473,170
Insurance premium ceded to reinsurers	(434,007)	(84,405)	(108,653)	–	(90,519)	(717,584)
<b>Net insurance premium</b>	117,003	150,662	417,203	8,300	62,418	755,586
Premium deficiency reserve	–	–	–	(2,236)	–	(2,236)
Commission income	125,017	29,100	32,526	–	16,173	202,816
<b>Net underwriting income</b>	242,020	179,762	449,729	6,064	78,591	956,166
Insurance claims	348,711	226,664	323,061	14,414	82,263	995,113
Insurance claims recovered from reinsurers	(300,199)	(147,761)	(90,013)	199	(39,586)	(577,360)
<b>Net Claims</b>	48,512	78,903	233,048	14,613	42,677	417,753
Commission expense	(70,819)	(27,240)	(25,815)	48	(18,872)	(142,698)
Management expenses	(115,715)	(43,335)	(101,876)	(1,481)	(32,010)	(294,417)
Net insurance claims and expenses	(186,534)	(70,575)	(127,691)	(1,433)	(50,882)	(437,115)
<b>Underwriting result</b>	6,974	30,284	88,990	(9,982)	(14,968)	101,298
Investment income						94,810
Other income						21,449
Other expenses						(109,805)
<b>Results of operating activities</b>						107,752
Financial charges						(14,569)
Loss from Window Takaful Operations - Operator's Fund						4,044
<b>Profit before tax</b>						97,227
<b>Revenue from major customers</b>	44,999	47,159	307,092	–	30,529	429,779
<b>Segment assets</b>	754,957	322,074	720,494	11,372	209,545	2,018,442
<b>Unallocated assets</b>						1,555,265
<b>Unallocated assets of General Takaful Operations - Operator's Fund</b>						66,960
						3,640,667
<b>Segment liabilities</b>	659,548	281,371	629,440	9,935	183,063	1,763,357
<b>Unallocated liabilities</b>						614,456
<b>Unallocated liabilities of General Takaful Operations - Operator's Fund</b>						13,673
						2,391,486

# Habib Insurance Company Limited

## 35. MOVEMENT IN INVESTMENTS

	Held to Maturity	Available- for-sale (Rupees in '000)	Total
<b>As at January 01, 2019</b>	70,763	1,129,856	1,200,619
Additions	206,419	553,144	759,563
Disposals (sale and redemption)	–	(600,020)	(600,020)
Fair value net gains (excluding net realised gains)	–	(93,278)	(93,278)
Impairment of investments	–	(2,003)	(2,003)
Amortisation of premium/ discount	685	–	685
<b>As at December 31, 2019</b>	<u>277,867</u>	<u>987,699</u>	<u>1,265,566</u>
Additions	–	363,943	363,943
Transfer due to reclassification	(277,867)	277,867	–
Disposals (sale and redemption)	–	(387,110)	(387,110)
Fair value net gains (excluding net realised gains)	–	71,337	71,337
Impairment of investments	–	(556)	(556)
Amortisation of premium/ discount	–	2,368	2,368
<b>As at December 31, 2020</b>	<u>–</u>	<u>1,315,548</u>	<u>1,315,548</u>

- 35.1 The company reclassified its entire held to maturity portfolio on December 15, 2020 due to the sale of more than insignificant portion of held to maturity investments.

## 36 MANAGEMENT OF INSURANCE RISK AND FINANCIAL RISK

The Company issue contracts that transfer insurance risk or financial risk or both. This section summarises the insurance risks and the way the Company manages them.

### 36.1 Insurance risk management

#### 36.1.1 Insurance risk

The risk under any insurance contract is the possibility that the insured event occurs and the uncertainty of the amount of compensation to the insured. Generally most insurance contracts carry the insurance risk for a period of one year.

The Company accepts insurance through issuance of general insurance contracts. For these general insurance contracts the most significant risks arise from fire, atmospheric disturbance, earthquakes, transit, theft and third party liabilities etc.

Risk associated with general insurance contracts includes the reasonable possibility of significant loss as well as the frequent occurrence of the insured events. This has been managed by having in place underwriting strategy, reinsurance arrangements and proactive claim handling procedures.

#### 36.1.2 Frequency and severity of claims

Risk associated with general insurance contracts includes the reasonable possibility of significant loss as well as the frequent occurrence of the insured events. This has been managed by having in place underwriting strategy, reinsurance arrangements and proactive claim handling procedures.

The reinsurance arrangements against major risk exposure include excess of loss, quota share, surplus arrangements and catastrophic coverage. The objective of having such arrangements is to mitigate adverse impacts of severe losses on Company's net retentions.

#### 36.1.3 Uncertainty in the estimation of future claim payments

Claims on general insurance contracts are payable on a claim occurrence basis. The Company is liable for all insured events as per terms and condition of the insurance contract.

# Habib Insurance Company Limited

The key source of estimation uncertainty at the financial statement date relates to valuation of outstanding claims, whether reported or not, and includes expected claims settlement costs. Considerable judgment by management is required in the estimation of amounts due to policyholders arising from claims made under insurance contracts. Such estimates are necessarily based on assumptions about several factors involving varying and possibly significant degrees of judgment and uncertainty and actual results may differ from management's estimates resulting in future changes in estimated liabilities. Qualitative judgments are used to assess the extent to which past trends may not apply in the future, for example one-off occurrence, changes in market factors such as public attitude to claiming and economic conditions. Judgment is further used to assess the extent to which external factors such as judicial decisions and government legislation affect the estimates.

In particular, estimates have to be made both for the expected ultimate cost of claims reported at the financial statement date and for the expected ultimate cost of claims incurred but not reported (IBNR) at the financial statement date. The details of estimation of outstanding claims (including IBNR) are given under note 3.20.

There are several variable factors which affect the amount and timing of recognised claim liabilities. The Company takes all reasonable measures to mitigate the factors affecting the amount and timing of claim settlements. However, uncertainty prevails with estimated claim liabilities and it is likely that final settlement of these liabilities may be different from initial recognised amount. Similarly, the provision for claims incurred but not reported is based on historic reporting pattern of the claims; hence, actual amount of incurred but not reported claims may differ from the amount estimated. Outstanding claims are reviewed on a periodic basis.

## **36.1.4 Key assumptions**

The process used to determine the assumptions for calculating the outstanding claim reserve is intended to result in neutral estimates of the most likely or expected income. The nature of the business makes it very difficult to predict with certainty the likely outcome of any particular claim and the ultimate cost of notified claims. Each notified claim is assessed on a separate case to case basis with due regard to the claim circumstances, information available from surveyors and historical evidence of the size of similar claims. Core estimates are reviewed regularly and are updated as and when new information is available.

The estimation of IBNR is generally subject to a greater degree of uncertainty than the estimation of the cost of settling claims already notified to the Company, in which case information about the claim event is available. IBNR provisions are initially estimated at a gross level and a separate calculation is carried out to estimate the size of the reinsurance recoveries. The estimation process takes into account the past claims reporting pattern and details of reinsurance programs.

The premium liabilities have been determined such that the total premium liability provisions (unearned premium reserve and premium deficiency reserve) would be sufficient to service the future expected claims and expenses likely to occur on the unexpired policies as of financial statement date. The expected future liability is determined using estimates and assumptions based on the experience during the expired period of the contracts and expectations of future events that are believed to be reasonable.

## **36.1.5 Sensitivity Analysis**

The risks associated with the insurance contracts are complex and subject to a number of variables which complicate quantitative sensitivity analysis. The Company makes various assumptions and techniques based on past claims development experience. This includes indications such as average claims cost, ultimate claims numbers and expected loss ratios. The Company considers that the liability for claims recognized in the financial statement is adequate. However, actual experience may differ from the expected outcome.

The claim liabilities are sensitive to the incidence of insured events and severity/ size of claims. As the Company enters into short term insurance contracts, it does not assume any significant impact of changes in market conditions on unexpired risks. However, some results of sensitivity testing are set out below, showing the impact on profit before tax net of reinsurance. The impact of 10% increase/ decrease in incidence of insured events on profit before tax and shareholder's equity is as follows:

# Habib Insurance Company Limited

	Underwriting results/ profit before tax		Shareholder's equity	
	2020	2019	2020	2019
	(Rupees in '000)			
<b>Impact of change in claims liabilities +10%</b>				
Fire and property	(6,968)	(4,851)	(4,947)	(3,444)
Marine and transport	(5,393)	(7,890)	(3,829)	(5,602)
Motor	(17,504)	(23,305)	(12,428)	(16,547)
Group hospitalisation	(1,531)	(1,461)	(1,087)	(1,037)
Other classes	(4,195)	(4,268)	(2,978)	(3,030)
	<u>(35,591)</u>	<u>(41,775)</u>	<u>(25,269)</u>	<u>(29,660)</u>
<b>Impact of change in claims liabilities –10%</b>				
Fire and property	6,968	4,851	4,947	3,444
Marine and transport	5,393	7,890	3,829	5,602
Motor	17,504	23,305	12,428	16,547
Group hospitalisation	1,531	1,461	1,087	1,037
Other classes	4,195	4,268	2,978	3,030
	<u>35,591</u>	<u>41,775</u>	<u>25,269</u>	<u>29,660</u>

## 36.1.6 Concentration of risk

To optimise benefits from the principle of average and law of large numbers, geographical spread of risk is of extreme importance. There are a number of parameters which are significant in assessing the accumulation of risk with reference to the geographical location, the most important of which is risk survey.

Risk surveys are carried out on a regular basis for the evaluation of physical hazards associated with the commercial / industrial / residential occupation of the insured. Details regarding the fire separation / segregation with respect to the manufacturing process, storage, utilities, etc. are extracted from the layout plan of the insured facility. Such details are formed part of the reports which are made available to the underwriters / reinsurance personnel for their evaluation. Reference is made to the standard construction specification as laid down by IAP (Insurance Association of Pakistan). For instance, the presence of perfect party walls, double fire proof iron doors, physical separation between the building within an insured's premises. It is basically the property contained within an area which is separated by another property by sufficient distance to confine insured damage from uncontrolled fire and explosion under the most adverse conditions to that one area.

For marine risks, complete underwriting details such as sums insured, mode of transport (air / inland transit), vessel identification, sailing dates, origin and destination of the shipments, per carry limits, accumulation of sum insured on a single voyage etc. are taken into consideration.

The ability to manage catastrophic risk is tied managing the density of risk within a particular area. For catastrophic aggregates, the system assigns precise geographic CRESTA (Catastrophe Risk Evaluating and standardising Target Accumulations) codes with reference to the accumulation of sum insured in force at any particular location against natural perils.

A number of proportional and non-proportional reinsurance arrangements are in place to protect the net account. Apart from the adequate event limit which is a multiple of the treaty capacity or the primary recovery from the proportional treaty, any loss over and above the said limit would be recovered from the non-proportional treaty which is very much in line with the risk management philosophy of the Company.

The Company minimises its exposure to significant losses by obtaining reinsurance from a number of reinsurers, who are dispersed over several geographical regions.

# Habib Insurance Company Limited

The concentration of risk by type of contracts based on single risk with maximum exposure is summarised below.

	Gross sum insured		Reinsurance		Net	
	2020	2019	2020	2019	2020	2019
	(Rupees in ' 000)					
Fire and property	27,851,614	29,030,047	27,848,114	29,026,547	3,500	3,500
Marine and transport	3,014,054	1,144,889	3,012,554	1,143,389	1,500	1,500
Motor	65,000	32,000	63,000	30,500	2,000	1,500
Group hospitalisation	700	800	–	–	700	800
Other classes	4,159,952	925,084	4,156,452	921,584	3,500	3,500
	<u>35,091,320</u>	<u>31,132,820</u>	<u>35,080,120</u>	<u>31,122,020</u>	<u>11,200</u>	<u>10,800</u>

## 37 FINANCIAL RISK MANAGEMENT

The Board of Directors of the Company has overall responsibility for the establishment and oversight of the Company's risk management framework. The Company has exposure to the following risks from its use of financial instruments:

- Credit risk
- Liquidity risk
- Market risk

### Risk management framework

The Company's risk management policies are established to identify and analyse the risks faced by the Company, to set appropriate risk limits and controls, and to monitor risks and adherence to limits. Risk management policies and systems are reviewed regularly to reflect changes in market conditions and the Company's activities.

#### 37.1 Credit risk

Credit risk is the risk that arises with the possibility that one party to a financial instrument will fail to discharge its obligation and cause the other party to incur a financial loss. The Company attempts to control credit risk by monitoring credit exposures by undertaking transactions with a large number of counterparties in various industries and by continually assessing the credit worthiness of counterparties.

##### 37.1.1 Management of credit risk

The Company's policy is to enter into financial contracts in accordance with the guidelines set by the Board of Directors. Credit risk is managed and controlled by the management of the Company in the following manner:

- Credit rating and / or credit worthiness of the counter party is taken into account along with the financial background so as to minimize the risk of default. Collaterals are obtained wherever appropriate / relevant.
- The risk of counterparty exposure due to failed agreements causing a loss to the Company is mitigated by a periodic review of the credit ratings, financial statements, credit worthiness, etc. on a regular basis and makes provision against those balances considered doubtful of recovery.
- Loans given to employees are deductible from the salary of the employees.
- Cash is held with reputable banks only.

To reduce the credit risk the management continuously reviews and monitors the credit exposure towards the policyholders and other insurers/reinsurers and makes provision against those balances considered doubtful of recovery.

# Habib Insurance Company Limited

## 37.1.2 Exposure to credit risk

Credit risk of the Company arises principally from the balances with banks, loans to employees, investments (except for investment in government securities and listed equity shares), premium due but unpaid, amount due from other insurers / reinsurers, reinsurance and other recoveries against outstanding claims and sundry receivable (except receivable against FED). In summary, compared to the amount included in statement of assets and liabilities, the maximum exposure to credit risk as at December 31 is as follows:

	2020		2019	
	Balance as per the financial statement	Maximum exposure	Balance as per the financial statement	Maximum exposure
	(Rupees in ' 000)			
Loans and other receivables	132,031	132,031	157,604	157,604
Insurance/ reinsurance receivables	983,879	983,879	1,045,702	1,045,702
Reinsurance recoveries against outstanding claims	595,673	595,673	355,901	355,901
Salvage recoveries accrued	9,205	9,205	8,304	8,304
Balances with banks	178,983	178,983	120,768	120,768
	<u>1,899,771</u>	<u>1,899,771</u>	<u>1,688,279</u>	<u>1,688,279</u>

## 37.1.3 Past due / impaired assets

Age analysis of premium due but unpaid at the reporting date was:

	2020		2019	
	Gross	Impairment	Gross	Impairment
	(Rupees in ' 000)			
Upto 1 year	485,344	–	559,073	–
1-2 years	36,658	–	33,532	–
2-3 years	3,512	–	7,753	–
Over 3 years	2,636	17,018	6,789	15,912
Total	<u>528,150</u>	<u>17,018</u>	<u>607,147</u>	<u>15,912</u>

Age analysis of amount due from other insurers/ reinsurers at the reporting date was:

	2020		2019	
	Gross	Impairment	Gross	Impairment
	(Rupees in ' 000)			
Upto 1 year	248,476	–	199,421	–
1-2 years	158,517	–	53,224	–
Over 2 years	72,254	6,500	208,322	6,500
Total	<u>479,247</u>	<u>6,500</u>	<u>460,967</u>	<u>6,500</u>

# Habib Insurance Company Limited

Age analysis of reinsurance and other recoveries against outstanding claims at the reporting date was:

	2020		2019	
	Gross	Impairment	Gross	Impairment
	(Rupees in ' 000)			
Upto 1 year	316,258	–	120,438	–
1-2 years	44,485	–	112,084	–
Over 2 years	244,135	–	131,683	–
Total	<u>604,878</u>	<u>–</u>	<u>364,205</u>	<u>–</u>

In respect of the aforementioned insurance and reinsurance assets, the Company takes into account its past history / track record of recoveries and financial position of the counterparties while creating provision for impairment. Further, reinsurance recoveries are made when corresponding liabilities are settled.

## 37.1.4 Credit Rating and Collateral

The credit quality of Company's bank balances can be assessed with reference to external credit rating as follows:

	Short/ Long term Rating	Rating Agency	2020	2019
	(Rupees in ' 000)			
Habib Bank Limited	A1+ / AAA	JCR-VIS	925	2,931
Habib Metropolitan Bank Limited	A1+ / AA+	PACRA	50	–
Bank AL Habib Limited	A1+ / AA+	PACRA	178,008	117,838
			<u>178,983</u>	<u>120,769</u>

The Company enters into re-insurance / co-insurance arrangements with re-insurers / other insurers having sound credit ratings accorded by reputed credit rating agencies. The Company is required to comply with the requirements of circular no. 32 / 2009 dated October 27, 2009 issued by SECP which requires an insurance company to place at least 80% of their outward treaty cessions with reinsurers rated 'A' or above by Standard & Poor's with the balance being placed with entities rated at least 'BBB' by reputable ratings agency. An analysis of all reinsurance assets relating to outward treaty cessions recognised by the rating of the entity from which it is due is as follows:

	Amount due from other insurers / reinsurers	Reinsurance recoveries against outstanding claims	Prepaid reinsurance premium ceded	2020	2019
				(Rupees in '000)	
A or above (including PRCL)	472,747	604,878	434,673	1,512,298	1,185,248

# Habib Insurance Company Limited

## 37.1.5 Concentration of credit risk

Concentration of credit risk arises when a number of counterparties have a similar type of business activities. As a result, any change in economic, political or other conditions would effect their ability to meet contractual obligations in similar manner. The company manages concentration of credit risk through diversification of activities among individuals, groups and industry segments.

Sector-wise analysis of premium due but unpaid at the reporting date was:

	2020		2019	
	(Rupees in '000)	%	(Rupees)	%
Automobiles	70,391	13.8	50,158	8.3
Banks, modaraba and leasing	74,837	14.6	212,576	35.2
Textile and composite	44,486	8.7	54,273	9.0
Sugar	23,465	4.6	25,483	4.2
Chemicals and allied industries	44,412	8.7	17,320	2.9
Glass, ceramics and tiles	8,682	1.7	14,698	2.4
Cable, engineering and steel	33,582	6.6	19,706	3.3
Food and confectionary	31,872	6.2	24,765	4.1
Pharmaceuticals	15,287	3.0	8,688	1.4
Others	164,118	32.1	179,480	29.20
	<u>511,132</u>	<u>100.0</u>	<u>607,147</u>	<u>100.0</u>

## 37.1.6 Settlement risk

The company's activities may give rise to risk at the time of settlement of transactions. Settlement risk is the risk of loss due to the failure of an entity to honour its obligations to deliver cash, securities or other assets as contractually agreed on sale.

This risk is addressed more or less in accordance with the parameters set out in the credit risk management above.

## 37.1.7 Liquidity risk

Liquidity risk is the risk that the Company will encounter difficulty in meeting its financial obligations as they fall due. Liquidity risk arises because of the possibility that the Company could be required to pay its liabilities earlier than expected or may face difficulty in raising funds to meet commitments associated with financial liabilities as they fall due.

## 37.1.8 Management of liquidity risk

The Company's approach to managing liquidity is to ensure, as far as possible, that it will always have sufficient liquidity to meet its liabilities when due, under both normal and stressed conditions, without incurring unacceptable losses or risking damage to the Company's reputation. The Company's liquidity management involves projecting cash flows and considering the level of liquid assets necessary to fulfil its obligation; monitoring financial statement liquidity ratios against internal and external requirements and maintaining debt financing plans.

## 37.1.9 Maturity analysis for financial assets and liabilities

The table below analyses the Company's financial assets and liabilities into relevant maturity groupings based on the remaining period at the financial statement date to maturity date and represents the undiscounted cash flows. The amounts in the table are the gross nominal undiscounted cash flows (including interest payments):

# Habib Insurance Company Limited

	2020						Total
	Interest/ Markup bearing			Non-Interest/ Non-markup bearing			
	Maturity upto one year	Maturity after one year	Sub Total	Maturity upto one year (Rs. in '000)	Maturity after one year	Sub Total	
<b>FINANCIAL ASSETS</b>							
Investments							
Equity securities	-	-	-	985,611	-	985,611	985,611
Government securities	-	329,937	329,937	-	-	-	329,937
Loans and other receivables	4,747	52,493	57,240	74,791	-	74,791	132,031
Insurance / reinsurance receivables	-	-	-	983,879	-	983,879	983,879
Reinsurance recoveries against outstanding claims	-	-	-	595,673	-	595,673	595,673
Salvage recoveries accrued	-	-	-	9,205	-	9,205	9,205
Cash and bank	179,541	-	179,541	-	-	-	179,541
As at December 31, 2020	<u>184,288</u>	<u>382,430</u>	<u>566,718</u>	<u>2,649,159</u>	<u>-</u>	<u>2,649,159</u>	<u>3,215,877</u>
<b>FINANCIAL LIABILITIES</b>							
Premium received in advance	-	-	-	13,852	-	13,852	13,852
Outstanding claims including IBNR	-	-	-	819,119	-	819,119	819,119
Insurance / reinsurance payables	-	-	-	317,459	-	317,459	317,459
As at December 31, 2020	<u>-</u>	<u>-</u>	<u>-</u>	<u>1,150,430</u>	<u>-</u>	<u>1,150,430</u>	<u>1,150,430</u>
	2019						
	Interest/ Markup bearing			Non-Interest/ Non-markup bearing			Total
	Maturity upto one year	Maturity after one year	Sub Total	Maturity upto one year (Rs. in '000)	Maturity after one year	Sub Total	
	Maturity upto one year	Maturity after one year	Sub Total	Maturity upto one year (Rs. in '000)	Maturity after one year	Sub Total	
<b>FINANCIAL ASSETS</b>							
Investments							
Equity securities	-	-	-	987,699	-	987,699	987,699
Government securities	30,000	247,867	277,867	-	-	-	277,867
Loans and other receivables	2,584	51,181	53,765	103,839	-	103,839	157,604
Insurance / reinsurance receivables	-	-	-	1,045,702	-	1,045,702	1,045,702
Reinsurance recoveries against outstanding claims	-	-	-	355,901	-	355,901	355,901
Salvage recoveries accrued	-	-	-	8,304	-	8,304	8,304
Cash and bank	121,116	-	121,116	-	-	-	121,116
As at December 31, 2019	<u>153,700</u>	<u>299,048</u>	<u>452,748</u>	<u>2,501,445</u>	<u>-</u>	<u>2,501,445</u>	<u>2,954,193</u>
<b>FINANCIAL LIABILITIES</b>							
Premium received in advance	-	-	-	20,605	-	20,605	20,605
Outstanding claims including IBNR	-	-	-	594,636	-	594,636	594,636
Insurance / reinsurance payables	-	-	-	261,265	-	261,265	261,265
Borrowings	80,000	128,558	208,558	-	-	-	208,558
As at December 31, 2019	<u>80,000</u>	<u>128,558</u>	<u>208,558</u>	<u>876,506</u>	<u>-</u>	<u>876,506</u>	<u>1,085,064</u>

# Habib Insurance Company Limited

## 37.2 Market risk

Market risk is the risk that changes in market prices, such as interest rates, equity prices, foreign exchange rates and credit spreads (not relating to changes in the obligor's/issuer's credit standing) will effect the company's income or the value of its holdings of financial instruments. The objective of market risk management is to manage and control market risk exposures within acceptable parameters, while optimising the return on risk.

All transactions are carried in Pak Rupees therefore, the Company is not exposed to currency risk. However the Company is exposed to interest rate risk and other price risk.

### 37.2.1 Interest rate risk

Interest rate risk is the risk that the fair value or future cash flows of a financial instrument will fluctuate because of changes in market interest rates. Interest rate exposure arises from balances held in profit and loss sharing accounts with reputable banks and government securities. The Company limits interest rate risk by monitoring changes in interest rates. Other risk management procedures are the same as those mentioned in the credit risk management.

#### 37.2.1.1 Sensitivity analysis

At the financial statement date the interest rate profile of the Company's interest-bearing financial instrument are as follows:

Financial assets	2020	2019	2020	2019
	Effective interest rate (in %)		(Rupees in '000)	
Assets subject to fixed rate				
- Government securities	8.75% - 12.00%	7.00% - 12.00%	329,937	277,867
- Loan to employees	4.00% to 12.00%	3.00% to 12.00%	57,240	53,765
Assets subject to variable rate				
- Bank balances	6.25% - 11.75%	8.50% - 11.75%	171,676	98,822

#### Fair value sensitivity analysis for fixed rate instruments

The Company does not account for any fixed rate financial assets at fair value through profit and loss. Therefore, a change in interest rates at the reporting date would not affect profit and loss account and equity of the Company.

#### Cash flow sensitivity analysis for variable rate instruments.

A hypothetical change of 100 basis points in interest rates at the reporting date would have decreased / (increased) profit for the year by the amounts shown below.

It is assumed that the changes occur immediately and uniformly to each category of instrument containing interest rate risk. Variations in market interest rates could produce significant changes at the time of early repayments. For these reasons, actual results might differ from those reflected in the details specified below. The analysis assumes that all other variables remain constant.

# Habib Insurance Company Limited

	2020		2019	
	Mark-up 100 bps Increase	Decrease	Mark-up 100 bps Increase	Decrease
Cash flow sensitivity - variable rate financial assets	17,168	(17,168)	9,882	(9,882)

(Rupees in '000)

## 37.2.1.2 Exposure to interest rate risk

A summary of the Company's interest rate gap position, categorised by the earlier of contractual re-pricing or maturity date, is as follows:

	Mark-up/return (%)	2020			Total
		Less than 1 year	1 year to 5 year	More than 5 year	
(Rupees in '000)					
<b>Assets</b>					
Investment in Government Securities	8.75 to 12.00	–	329,937	–	329,937
Loans to employees	4.00 to 12.00	4,747	52,493	–	57,240
Bank balances	6.25 to 11.75	171,676	–	–	171,676
Total assets		176,423	382,430	–	558,853
<b>Liabilities</b>					
Total interest sensitivity gap		–	–	–	–
		176,423	382,430	–	558,853
(Rupees in '000)					
	Mark-up/return (%)	2019			Total
		Less than 1 year	1 year to 5 year	More than 5 year	
(Rupees in '000)					
<b>Assets</b>					
Investment in Government Securities	7.00 to 12.00	30,000	247,867	–	277,867
Loans to employees	3.00 to 12.00	2,584	51,181	–	53,765
Bank balances	8.50 to 11.75	98,822	–	–	98,822
Total assets		131,406	299,048	–	430,454
<b>Liabilities</b>					
Total interest sensitivity gap		–	–	–	–
		131,406	299,048	–	430,454

## 37.2.1.2 Price risk

Price risk represents the risk that the fair value of a financial instrument will fluctuate because of changes in the market prices (other than those arising from interest / mark-up rate risk or currency risk), whether those changes are caused by factors specific to the individual financial instrument or its issuer, or factors affecting all or similar financial instruments traded in the market. Company is exposed to equity price risk since it has investments in quoted equity securities and units of mutual funds at the financial statement date.

# Habib Insurance Company Limited

The Company's strategy is to hold its strategic equity investments for long period of time. Thus, Company's management is not concerned with short term price fluctuations with respect to its strategic investments provided that the underlying business, economic and management characteristics of the investee remain favorable. Company strives to maintain above average levels of shareholders' capital to provide a margin of safety against short term equity price volatility. Company manages price risk by monitoring exposure in quoted equity securities and implementing the strict discipline in internal risk management and investment policies.

Market prices are subject to fluctuation and consequently the amount realized in the subsequent sale of an investment may significantly differ from the reported market value. Furthermore, amount realized in the sale of a particular security may be affected by the relative quantity of the security being sold. The Company has no significant concentration of price risk.

## 37.2.2.1 Sensitivity analysis

The table below summarizes Company's equity price risk as of 31 December 2020 and 2019 and shows the effects of a hypothetical 10% increase / (decrease) in market prices as at the year end. The selected hypothetical change does not reflect what could be considered to be the best or worst case scenarios. Indeed, results could be worse in Company's equity investment portfolio because of the nature of equity markets.

	Fair value (Rupees in '000)	Hypothetical price change	Estimated fair value after change in prices (Rupees in '000)	Increase/ (decrease) in shareholders' equity	Increase (decrease) in profit before tax
2020	985,611	10% increase	1,084,172	98,561	98,561
		10% decrease	887,050	(98,561)	(98,561)
2019	987,699	10% increase	1,086,469	98,770	8,770
		10% decrease	888,929	(98,770)	(98,770)

## 37.2.3 Foreign currency risk

Foreign currency risk is the risk that the fair value or future cash flows of financial instruments will fluctuate because of changes in foreign exchange rates. The Company, at present is not materially exposed to currency risk as majority of the transactions are carried out in Pak Rupees.

## 37.3 Capital Management

The Company's objective when managing capital is to safe guard the Company's ability to continue as a going concern so that it can continue to provide returns for shareholders and benefits for other stakeholders and to maintain a strong capital base to support the sustained development of its businesses.

The Company manages its capital structure by monitoring return on net assets and makes adjustments to it in the light of changes in economic conditions. In order to maintain or adjust the capital structure, the Company may adjust the amount of dividend paid to shareholders or issue new shares.

The Company currently meets the paid-up capital requirement as required by Securities and Exchange Commission of Pakistan.

The statement of solvency is presented in note 39 to the financial statements.

## 37.4 Fair value of financial instruments

IFRS 13 - 'Fair Value Measurement' establishes a single source of guidance under IFRS for all fair value measurements and disclosures about fair value measurement where such measurements are required as permitted by other IFRSs. It defines fair value as the price that would be received to sell an asset or paid to transfer a liability in an orderly transaction between market participants at the measurement date (i.e. an exit price). Adoption of IFRS 13 has not affected the condensed interim financial information.

# Habib Insurance Company Limited

Financial assets which are tradable in an open market are revalued at the market prices prevailing on the statement of assets and liabilities date. The estimated fair value of all other financial assets and financial liabilities is considered not significantly different from book value.

The following table shows financial instruments recognized at fair value, analysed between those whose fair value is based on:

Level 1: quoted prices in active markets for identical assets or liabilities;

Level 2: those involving inputs other than quoted prices included in Level 1 that are observable for the asset or liability, either directly (as prices) or indirectly (derived from prices); and

Level 3: those with inputs for the asset or liability that are not based on observable market data (unobservable inputs).

	2020				Fair value measurement using			
	Available for sale	Loans & receivable	Other financial assets	Other financial liabilities	Total	Level 1	Level 2	Level 3
	(Rupees in '000)							
<b>Financial assets measured at fair value</b>								
Investments								
Equity securities - quoted	959,473	-	-	-	959,473	959,473	-	-
Mutual fund units	-	4,280	-	-	4,280	-	4,280	-
Modaraba certificates	21,858	-	-	-	21,858	21,858	-	-
Debt securities	-	329,937	-	-	329,937	-	329,937	-
<b>Financial assets not measured at fair value</b>								
Loans and other receivables	-	132,031	-	-	132,031	-	-	-
Insurance / reinsurance receivable	-	983,879	-	-	983,879	-	-	-
Reinsurance recoveries against outstanding claims	-	595,673	-	-	595,673	-	-	-
Cash and bank balances	-	-	179,541	-	179,541	-	-	-
Total assets of Window Takaful Operations - Operator's Fund	36,448	19,449	14,734	-	70,631	-	-	-
	1,017,779	2,065,249	194,275	-	3,277,303	981,331	334,217	-
<b>Financial liabilities not measured at fair value</b>								
Outstanding claims including IBNR	-	-	-	(819,119)	(819,119)	-	-	-
Premium received in advance	-	-	-	(13,852)	(13,852)	-	-	-
Insurance / reinsurance payables	-	-	-	(317,459)	(317,459)	-	-	-
Other creditors and accruals	-	-	-	(208,040)	(208,040)	-	-	-
Total liabilities of Window Takaful Operations - Operator's Fund	-	-	-	(20,131)	(20,131)	-	-	-
	1,017,779	2,065,249	194,275	(1,378,601)	1,898,702	981,331	334,217	-

# Habib Insurance Company Limited

	2019				Fair value measurement using			
	Available for sale	Loans & receivable	Other financial assets	Other financial liabilities	Total	Level 1	Level 2	Level 3
	(Rupees in '000)							
<b>Financial assets measured at fair value</b>								
Investments								
Equity securities - quoted	962,613	-	-	-	962,613	962,613	-	-
Mutual fund units	-	3,738	-	-	3,738	-	3,738	-
Modaraba certificates	21,348	-	-	-	21,348	21,348	-	-
<b>Financial assets not measured at fair value</b>								
Investments								
Debt securities	-	277,867	-	-	277,867	-	259,479	-
Loans and other receivables	-	157,604	-	-	157,604	-	-	-
Insurance / reinsurance receivable	-	1,045,702	-	-	1,045,702	-	-	-
Reinsurance recoveries against outstanding claims	-	355,901	-	-	355,901	-	-	-
Cash and bank balances	-	-	121,116	-	121,116	-	-	-
Total assets of Window Takaful Operations - Operator's Fund	36,809	25,211	193	-	62,213	-	-	-
	1,020,770	1,866,023	121,309	-	3,008,102	983,961	263,217	-
<b>Financial liabilities not measured at fair value</b>								
Outstanding claims including IBNR	-	-	-	(594,636)	(594,636)	-	-	-
Preimum received in advance	-	-	-	(20,605)	(20,605)	-	-	-
Insurance / reinsurance payables	-	-	-	(261,265)	(261,265)	-	-	-
Other creditors and accruals	-	-	-	(191,942)	(191,942)	-	-	-
Total liabilities of Window Takaful Operations - Operator's Fund	-	-	-	(15,120)	(15,120)	-	-	-
	1,020,770	1,866,023	121,309	(1,083,568)	1,924,534	983,961	263,217	-

The carrying values of remaining financial assets and liabilities reflected in these financial statements approximate to their fair value.

## 38. PROVIDENT FUND

The following is based on the unaudited financial statements for the year ended December 31, 2020:

	2020 (Rupees in '000)	2019 (Rupees in '000)
Size of the fund - Net Assets	<u>78,173</u>	<u>83,312</u>
Cost of investments	<u>70,846</u>	<u>70,846</u>
Percentage of investments made	<u>90.63%</u>	<u>85.04%</u>
Fair value of investments	<u>78,173</u>	<u>83,312</u>

# Habib Insurance Company Limited

38.1 The breakup-value of fair value of investments is as follows:

	2020 (Percentage)	2019 (Percentage)	2020 (Rupees in '000)	2019 (Rupees in '000)
National/ Special Savings Scheme	88.78%	83.30%	69,400	69,400
Bank Balances	9.31%	14.96%	7,279	12,466
Mutual Funds Units	1.91%	1.74%	1,494	1,446
<b>Total</b>	<b>100.00%</b>	<b>100.00%</b>	<b>78,173</b>	<b>83,312</b>

38.2 The above investment/ placement of funds in special bank account has been made in accordance with the provision of section 218 of the Companies Act, 2017 and the rules formulated for this purpose.

## 39. STATEMENT OF SOLVENCY

	2020 (Rupees in '000)
<b>Assets</b>	
Property and equipment	185,179
Intangible assets	2,191
Investments	
Equity securities	985,611
Debt securities	329,937
Loans and other receivables	132,031
Insurance/ reinsurance receivable	983,879
Reinsurance recoveries against outstanding claims	595,673
Salvage recoveries accrued	9,205
Deferred commission expense	98,200
Prepayments	445,798
Cash and bank deposits	179,541
Total assets - Operator's Fund	70,631
	<u>4,017,876</u>
<b>In-admissible assets as per following clauses of section 32(2) of the Insurance Ordinance, 2000</b>	
Property and equipment	29,630
Intangible Assets	2,191
Investments	
Equity securities	315,096
Loans and other receivables	17,354
Insurance / reinsurance receivable	231,145
<b>Total of In-admissible Assets (B)</b>	<u>595,416</u>
<b>Total of Admissible Assets (C=A-B)</b>	<u>3,422,460</u>

# Habib Insurance Company Limited

2020  
(Rupees in '000)

## Total Liabilities

Underwriting provisions	
Outstanding claims including IBNR	819,119
Unearned premium reserves	818,033
Unearned reinsurance commission	127,746
Premium deficiency reserve	6,151
Deferred taxation	124,128
Financial lease liability	137,642
Premium received in advance	13,852
Retirement benefit obligations	119,302
Insurance / reinsurance payables	317,459
Taxation - provision less payments	2,246
Other creditors and accruals	208,040
Total assets - Operator's Fund	23,910
<b>Total Liabilities (D)</b>	<b>2,717,628</b>
<b>Total Net Admissible Assets (E= C-D)</b>	<b>704,832</b>
<b>Minimum Solvency Requirement</b>	<b>(176,169)</b>
<b>Excess Solvency</b>	<b>528,663</b>

## 40. CORRESPONDING FIGURES

Corresponding figures have been rearranged wherever necessary, for purposes of comparison. There were no material reclassification to report.

## 41. SUBSEQUENT EVENTS - NON ADJUSTING

In the meeting held on March 31, 2021 the Board of Directors of the Company proposed a final cash dividend of Rs.0.5 per share (2019: Rs.0.5 per share) amounting to Rs.61.937 million (2019: Rs. 61.937 million) for the year ended December 31, 2020, for approval by the members in Annual General Meeting to be held on April 29, 2021.

## 42. NUMBER OF EMPLOYEES

The total average number of employees during the year end as at December 2020 and 2019 are as follows:

	2020	2019
At year end	<u>234</u>	<u>225</u>
Average during the year	<u>229</u>	<u>224</u>

## 43. DATE OF AUTHORISATION FOR ISSUE

These financial statements have been authorised for issue on March 31, 2021 by the Board of Directors of the Company.

## 44. GENERAL

Figures has been rounded off to the nearest thousand rupees.

RAFIQ M. HABIB <i>Chairman</i>	MANSOOR G. HABIB <i>Director</i>	AUN MOHAMMAD A. HABIB <i>Director</i>	SHABBIR GULAMALI <i>Chief Executive</i>	MURTAZA HUSSAIN <i>Chief Financial Officer</i>
-----------------------------------	-------------------------------------	--	--	---

# Habib Insurance Company Limited

## **Financial Statements**

### **Window Takaful Operations**

# Habib Insurance Company Limited

## Shariah Advisory Board's Report to the Board of Directors for the year ended December 31, 2020

The Company, Habib Insurance Company Limited commenced Window Takaful Operations on October 1, 2018. By the grace of Almighty Allah and sincere efforts of Management, the year under review was the third successful year of Window Takaful Operations.

As per the charter of the Company, it is mandatory on the management and employees to ensure application of Shariah guidelines issued by the Shariah Advisory Board and to ensure Shariah compliance in all activities of the Company. The prime responsibility for ensuring Shariah compliance of the Company's operations thus lies with the management.

We acknowledge that as Shariah Advisory Board members of Takaful Operator, it is our responsibility to provide Shariah guidelines and develop framework for assurance that the financial arrangements, contracts and transactions undertaken by the Takaful Operator with its participants and stakeholders are in compliance with the requirements of Shariah rules and principles.

During the year, the Company executed variety of established Takaful transactions which are approved by the Shariah Advisory Board of the company. The Company is offering Shariah Compliant services in the following areas:

- Fire and Property Takaful
- Engineering Takaful
- Marine Takaful
- Motor Takaful
- Miscellaneous Takaful

The Company invests its available funds in the approved Shariah Compliant avenues.

The Takaful Operator's activities and operations are periodically checked and monitored by Shariah Advisory Board. In order to have an independent assessment of the Shariah Governance and Compliance environment of the Takaful operations under taken by the Operator and the conformity of Takaful operations with Shariah rules and principles an external Shariah audit was conducted. Further, Shariah Compliance review through Shariah Compliance officer was conducted as well. Based on their reports and statement of compliance with the Shariah Principles submitted by the Operator/Management to the Board of Director, We hereby present our report as follows:

In our opinion and to the best of our knowledge, the financial arrangements, products and transactions entered into by the Company and the Waqf, as the case may be, for the year ended December 31, 2020 are in compliance with the requirements of the Shariah rules and guidelines as prescribed by the Shariah Advisory Board and Allah knows the best. However, the following are recommended:

- The Operator/ management should take concrete measures to play pivotal role in sound and transparent growth of Takaful countrywide.
- Necessary steps should be taken to educate all staff including business development staff about the concept and practice of Takaful.

May Allah bless us with the best Tawfeeq to achieve these precious tasks and bestow us with success in world and in the world hereafter, and forgive us for our mistakes. A'ameen.

**Mufti Muhammad Hanif**  
Shariah Advisor & Member  
Shariah Advisory Board

**Mufti Muhammad Ashraf Alam**  
Member  
Shariah Advisory Board

**Mufti Imtiaz Alam**  
Chairman & Member  
Shariah Advisory Board

Karachi: March 31, 2021

# Habib Insurance Company Limited

## **Independent Reasonable Assurance Report to the Board of Directors on the Statement of Management’s Assessment of Compliance with the Shariah Principles**

We were engaged by the Board of Directors of Habib Insurance Company Limited (“the Company”) to report on the management’s assessment of compliance of the Window Takaful Operations (“Takaful Operations”) of the Company, as set out in the annexed statement prepared by the management for the year ended 31 December 2020, with the Takaful Rules, 2012, in the form of an independent reasonable assurance conclusion about whether the annexed statement presents fairly the status of compliance of the Takaful Operations with the Takaful Rules, 2012, in all material respects.

### **Applicable Criteria**

The criteria against which the subject matter information (the Statement) is assessed comprise of the provisions of Takaful Rules, 2012.

### **Responsibilities of the Management**

The Board of Directors / management of the Company are responsible for designing, implementing and maintaining internal controls relevant to the preparation of the annexed statement that is free from material misstatement, whether due to fraud or error. It also includes ensuring the overall compliance of the Takaful Operations with the Takaful Rules, 2012.

The Board of Directors / management of the Company are also responsible for preventing and detecting fraud and for identifying and ensuring that the Takaful Operations comply with laws and regulations applicable to its activities. They are also responsible for ensuring that the management, where appropriate, those charged with governance, and personnel involved with the Takaful Operations compliance with the Takaful Rules, 2012 are properly trained, systems are properly updated and that any changes in reporting encompass all significant business units.

### **Our Independence and Quality Control**

We have complied with the independence and other ethical requirements of the Code of Ethics for Chartered Accountants issued by the Institute of Chartered Accountants of Pakistan, which is founded on fundamental principles of integrity, objectivity, professional competence and due care, confidentiality and professional behavior.

The firm applies International Standard on Quality Control 1 “Quality Control for Firms That Perform Audits and Reviews of Historical Financial Information, and Other Assurance and Related Services Engagements” and accordingly maintains a comprehensive system of quality control including documented policies and procedures regarding compliance with ethical requirements, professional standards and applicable legal and regulatory requirements.

### **Our responsibilities**

Our responsibility is to examine the annexed statement and to report thereon in the form of an independent reasonable assurance conclusion based on the evidence obtained. We conducted our engagement in accordance with International Standard on Assurance Engagements (ISAE) 3000, “Assurance Engagements Other Than Audits or Reviews of Historical Financial Information” issued by the International Auditing and Assurance Standards Board. That standard requires that we plan and perform our procedures to obtain reasonable assurance about whether the annexed statement presents fairly the status of compliance of the Takaful Operations with the Takaful Rules, 2012, in all material respects.

# Habib Insurance Company Limited

The procedures selected depend on our judgment, including the assessment of the risks of material non-compliances with the Takaful Rules, 2012, whether due to fraud or error. In making those risk assessments, we have considered internal control relevant to the Takaful Operations compliance with the Takaful Rules, 2012, in order to design assurance procedures that are appropriate in the circumstances, but not for the purposes of expressing a conclusion as to the effectiveness of the Company's internal control over the Takaful Operations' compliance with the Takaful Rules, 2012. Reasonable assurance is less than absolute assurance.

A system of internal control, because of its nature, may not prevent or detect all instances of non-compliance with Takaful Rules, 2012, and consequently cannot provide absolute assurance that the objective of compliance with Takaful Rules, 2012, will be met. Also, projection of any evaluation of effectiveness to future periods is subject to the risk that the controls may become inadequate or fail.

The procedures performed included:

- Evaluate the systems, procedures and practices in place with respect to the Takaful operations against the Takaful Rules, 2012 and Shariah advisor's guidelines;
- Evaluating the governance arrangements including the reporting of events and status to those charged with relevant responsibilities, such as the Audit Committee / Shariah Advisor and the board of directors;
- Test for a sample of transactions relating to Takaful operations to ensure that these are carried out in accordance with the laid down procedures and practices including the regulations relating to Takaful operations as laid down in Takaful Rules, 2012; and
- Review the statement of management's assessment of compliance of the Takaful transactions during the year ended 31 December 2020 with the Takaful Rules, 2012.

## Conclusion

Our conclusion has been formed on the basis of, and is subject to, the matters outlined in this report. We believe that the evidence we have obtained is sufficient and appropriate to provide a basis for our conclusion.

In our opinion, the annexed statement, for the year ended 31 December 2020, presents fairly the status of compliance of the Takaful Operations with the Takaful Rules, 2012, in all material respects.

Date: April 07, 2021

Karachi

---

**KPMG Taseer Hadi & Co.**  
**Chartered Accountants**

# Habib Insurance Company Limited

## **Statement of Compliance with the Takaful Rules, 2012 and Sharia Rules and Principles**

The financial arrangements, contracts and transactions, entered into by Habib Insurance Company Limited - Window Takaful Operations (the Operator) for the year ended December 31, 2020 are in compliance with the Takaful Rules, 2012 and the Shariah Rules and Principles determined by the Shariah Advisory Board of the Operator, (Shariah Rules and Principles).

Further, we confirmed that:

- The Company has developed and implemented all the policies and procedures in accordance with the Takaful Rules, 2012 and rulings of the Shariah Advisory Board along with a comprehensive mechanism to ensure compliance with such rulings and Takaful Rules, 2012 in their overall operations. Further, the governance arrangements including the reporting of events and status to those charged with relevant responsibilities, such as the Audit Committee / Shariah Advisory Board and Board of Directors have been implemented;
- The Operator has imparted trainings/ orientations and ensured availability of all manuals/ agreements approved by Shariah Advisory Board/ Board of Directors to maintain the adequate level of awareness, capacity and sensitization of the staff, management;
- All the products and policies have been approved by Shariah Advisory Board and the financial arrangement including investments made, policies, contracts and transactions entered into by Window Takaful Operations are in accordance with the policies approved by Shariah Advisory Board; and
- The assets and liabilities of Window Takaful Operations (Participant Takaful Fund and Operator's fund) are segregated from its other assets and liabilities, at all times in accordance with provisions of the Takaful Rules, 2012

This has been duly confirmed by the Shariah Advisory Board of the Operator.

Karachi: March 31, 2021

SHABBIR GULAMLI  
*Chief Executive*

# Habib Insurance Company Limited

## INDEPENDENT AUDITOR'S REPORT

### To the members of Habib Insurance Company Limited Window Takaful Operations

#### Report on the Audit of the Financial Statements

##### Opinion

We have audited the annexed financial statements of **Habib Insurance Company Limited - Window Takaful Operations** ("the Operator"), which comprise the statement of financial position as at 31 December 2020, the statement of comprehensive income, the statement of changes in fund and the statement of cash flows for the year then ended, and notes to the financial statements, including a summary of significant accounting policies and other explanatory information, and we state that we have obtained all the information and explanations which, to the best of our knowledge and belief, were necessary for the purposes of the audit.

In our opinion and to the best of our information and according to the explanations given to us, the statement of financial position, the statement of comprehensive income, the statement of changes in fund and the statement of cash flows together with the notes forming part thereof, conform with the accounting and reporting standards as applicable in Pakistan and give the information required by the Insurance Ordinance, 2000 and the Companies Act, 2017 (XIX of 2017), in the manner so required and respectively give a true and fair view of the state of Operator's affairs as at 31 December 2020 and of the total comprehensive income, the changes in fund and its cash flows for the year then ended.

##### Basis for Opinion

We conducted our audit in accordance with International Standards on Auditing (ISAs) as applicable in Pakistan. Our responsibilities under those standards are further described in the Auditor's Responsibilities for the Audit of the Financial Statements section of our report. We are independent of the Operator in accordance with the International Ethics Standards Board for Accountants' Code of Ethics for Professional Accountants as adopted by the Institute of Chartered Accountants of Pakistan (the Code) and we have fulfilled our other ethical responsibilities in accordance with the Code. We believe that the audit evidence we have obtained is sufficient and appropriate to provide a basis for our opinion.

##### Information Other than the Financial Statements and Auditor's Report Thereon

Management is responsible for the Other Information. The Other Information comprises the information included in the Annual Report but does not include the financial statements and our auditor's report thereon.

Our opinion on the financial statements does not cover the Other Information and we do not express any form of assurance conclusion thereon.

In connection with our audit of the financial statements, our responsibility is to read the Other Information and, in doing so, consider whether the Other Information is materially inconsistent with the financial statements or our knowledge obtained in the audit, or otherwise appears to be materially misstated. If, based on the work we have performed, we conclude that there is a material misstatement of this Other Information, we are required to report that fact. We have nothing to report in this regard.

##### Responsibilities of Management and Board of Directors for the Financial Statements

Management is responsible for the preparation and fair presentation of the financial statements in accordance with accounting and reporting standards as applicable in Pakistan and the requirements of Insurance Ordinance, 2000 and, Companies Act, 2017 (XIX of 2017), and for such internal control as management determines is necessary to enable the preparation of the financial statements that are free from material misstatement, whether due to fraud or error.

# Habib Insurance Company Limited

In preparing the financial statements, management is responsible for assessing the Operator's ability to continue as a going concern, disclosing, as applicable, matters related to going concern and using the going concern basis of accounting unless management either intends to liquidate the Operator or to cease operations, or has no realistic alternative but to do so.

Board of directors are responsible for overseeing the Operator's financial reporting process.

## **Auditor's Responsibilities for the Audit of the Financial Statements**

Our objectives are to obtain reasonable assurance about whether the financial statements as a whole are free from material misstatement, whether due to fraud or error, and to issue an auditor's report that includes our opinion. Reasonable assurance is a high level of assurance, but is not a guarantee that an audit conducted in accordance with ISAs as applicable in Pakistan will always detect a material misstatement when it exists. Misstatements can arise from fraud or error and are considered material if, individually or in the aggregate, they could reasonably be expected to influence the economic decisions of users taken on the basis of these financial statements.

As part of an audit, in accordance with ISAs as applicable in Pakistan, we exercise professional judgment and maintain professional scepticism throughout the audit. We also:

- Identify and assess the risks of material misstatement of the financial statements, whether due to fraud or error, design and perform audit procedures responsive to those risks, and obtain audit evidence that is sufficient and appropriate to provide a basis for our opinion. The risk of not detecting a material misstatement resulting from fraud is higher than for one resulting from error, as fraud may involve collusion, forgery, intentional omissions, misrepresentations, or the override of internal control.
- Obtain an understanding of internal control relevant to the audit in order to design audit procedures that are appropriate in the circumstances, but not for the purpose of expressing an opinion on the effectiveness of the Operator's internal control.
- Evaluate the appropriateness of accounting policies used and the reasonableness of accounting estimates and related disclosures made by management.
- Conclude on the appropriateness of management's use of the going concern basis of accounting and, based on the audit evidence obtained, whether a material uncertainty exists related to events or conditions that may cast significant doubt on the Operator's ability to continue as a going concern. If we conclude that a material uncertainty exists, we are required to draw attention in our auditor's report to the related disclosures in the financial statements or, if such disclosures are inadequate, to modify our opinion. Our conclusions are based on the audit evidence obtained up to the date of our auditor's report. However, future events or conditions may cause the Operator to cease to continue as a going concern.
- Evaluate the overall presentation, structure and content of the financial statements, including the disclosures, and whether the financial statements represent the underlying transactions and events in a manner that achieves fair presentation.

We communicate with the board of directors regarding, among other matters, the planned scope and timing of the audit and significant audit findings, including any significant deficiencies in internal control that we identify during our audit.

# Habib Insurance Company Limited

## Report on other legal and regulatory requirements

Based on our audit, we further report that in our opinion:

- a) proper books of account have been kept by the Operator as required by the Insurance Ordinance, 2000 and the Companies Act, 2017 (XIX of 2017);
- b) the statement of financial position, the statement of comprehensive income, the statement of changes in fund and the statement of cash flows together with the notes thereon have been drawn up in conformity with the Insurance Ordinance, 2000, the Companies Act, 2017 (XXI of 2017), and are in agreement with the books of account;
- c) investments made, expenditure incurred and guarantees extended during the year were for the purpose of the Operator's business; and
- d) no zakat was deductible at source under the Zakat and Ushr Ordinance, 1980 (XVIII of 1980).

The engagement partner on the audit resulting in this independent auditor's report is Muhammad Taufiq.

Date: April 07, 2021

Karachi

---

**KPMG Taseer Hadi & Co.**  
**Chartered Accountants**

# Habib Insurance Company Limited

## Statement of Financial Position as at December 31, 2020

	Note	Operator's Fund		Participant's Fund	
		December 31, 2020	December 31, 2019	December 31, 2020	December 31, 2019
(Rupees in '000)					
<b>Assets</b>					
Investments					
Equity	5	36,448	36,809	–	20,481
Loans and other receivables	6	10,209	3,661	448	334
Takaful/ retakaful receivable	7	–	–	75,486	42,277
Retakaful recoveries against outstanding claims	13	–	–	39,731	10,521
Deferred Wakala expense	17	–	–	3,754	10,518
Deferred commission expense	15	8,028	4,122	–	–
Receivable from OTF / PTF		–	21,250	5,011	–
Taxation - payments less provision		462	–	–	557
Prepayments	8	750	300	32,671	20,810
Cash and bank	9	14,734	193	65,465	21,133
<b>Total Assets</b>		<b>70,631</b>	<b>66,335</b>	<b>222,566</b>	<b>126,631</b>
<b>EQUITIES AND LIABILITIES</b>					
<b>Capital Reserves Attributable to Company's Shareholders</b>					
Share capital		50,000	50,000	–	–
Retained earnings		(3,820)	(416)	–	–
Reserves		541	607	–	–
<b>Total Shareholders Equity</b>		<b>46,721</b>	<b>50,191</b>	<b>–</b>	<b>–</b>
<b>Participants' Takaful Fund (PTF)</b>					
Ceded money		–	–	500	500
Accumulated surplus/ (deficit)		–	–	16,875	(4,510)
Reserves		–	–	(342)	–
<b>Balance of Participants' Takaful Fund</b>		<b>–</b>	<b>–</b>	<b>17,033</b>	<b>(4,010)</b>
<b>Qard-e-Hasna</b>	6	<b>–</b>	<b>–</b>	<b>10,209</b>	<b>3,652</b>
<b>Liabilities</b>					
<b>PTF Underwriting provisions</b>					
Outstanding claims including IBNR	13	–	–	59,783	17,825
Unearned contribution reserve	12	–	–	75,074	42,069
Reserve for unearned retakaful rebate	16	–	–	6,240	3,535
		–	–	141,097	63,429
Unearned Wakala Fee	17	3,754	10,518	–	–
Contribution received in advance		–	–	5,787	1,802
Takaful/ retakaful payable	11	–	–	44,684	38,422
Other creditors and accrual	10	15,120	4,633	3,733	2,086
Payable to PTF / OTF		5,011	–	–	21,250
Taxation - payments less provision		–	539	23	–
Deferred taxation	21	25	454	–	–
<b>Total liabilities</b>		<b>23,910</b>	<b>16,144</b>	<b>54,227</b>	<b>63,560</b>
<b>Total Equity and liabilities</b>		<b>70,631</b>	<b>66,335</b>	<b>222,566</b>	<b>126,631</b>
<b>Contingencies and commitments</b>	22				

The annexed notes from 1 to 33 form an integral part of these financial statements.

RAFIQ M. HABIB      MANSOOR G. HABIB      AUN MOHAMMAD A. HABIB      SHABBIR GULAMALI      MURTAZA HUSSAIN  
*Chairman*                      *Director*                      *Director*                      *Chief Executive*                      *Chief Financial Officer*

# Habib Insurance Company Limited

## Statement of Comprehensive Income for the year ended December 31, 2020

	Note	December 31, 2020 (Rupees in '000)	December 31, 2019 (Rupees in '000)
<b>Participants' Takaful Fund</b>			
Contribution earned	12	99,162	44,848
Less: Contribution ceded to retakaful	12	(59,813)	(40,352)
Net contribution revenue		<u>39,349</u>	<u>4,496</u>
Retakaful rebate earned	16	<u>10,071</u>	<u>5,976</u>
<b>Net Underwriting Income</b>		<u>49,420</u>	<u>10,472</u>
Net Claims - reported / settled - IBNR	13	<u>(27,143)</u> <u>(2,421)</u>	<u>(13,864)</u> <u>(1,316)</u>
		<u>(29,564)</u>	<u>(15,180)</u>
Surplus / (deficit) before investment income		<u>19,856</u>	<u>(4,708)</u>
Provision for impairment	7	(1,564)	-
Investment income	19	1,909	-
Profit on bank balances		<u>1,184</u>	<u>1,545</u>
<b>Surplus / (deficit) transferred to accumulated surplus</b>		<u>21,385</u>	<u>(3,163)</u>
<b>Other comprehensive income</b>			
Unrealised loss on available-for-sale investments during the year		<u>(1,955)</u>	<u>-</u>
Net gain transferred to profit and loss on disposal / redemption / impairment of investments		<u>1,474</u>	<u>-</u>
		<u>(481)</u>	<u>-</u>
Related Tax Impact		<u>139</u>	<u>-</u>
Other comprehensive loss for the year		<u>(342)</u>	<u>-</u>
<b>Total comprehensive income/ (loss) for the year</b>		<u>21,043</u>	<u>(3,163)</u>
<b>Operator's Takaful Fund</b>			
Wakala fee	17	14,002	14,654
Commission expense	15	(11,993)	(5,902)
General administrative and management expenses	18	<u>(5,541)</u>	<u>(4,711)</u>
		<u>(3,532)</u>	<u>4,041</u>
Investment income	19	4,588	2,112
Profit on bank balances		356	2,458
Other expenses	20	<u>(4,816)</u>	<u>(4,598)</u>
<b>(Loss) / profit before taxation</b>		<u>(3,404)</u>	<u>4,013</u>
Taxation	25	-	(1,164)
<b>(Loss) / profit after taxation attributable to shareholders</b>		<u>(3,404)</u>	<u>2,849</u>
<b>Other comprehensive income:</b>			
Unrealised (loss) / gain on available-for-sale investments during the year		<u>(1,639)</u>	<u>1,061</u>
Net gain transferred to profit and loss on disposal / redemption / impairment of investments		<u>1,144</u>	<u>(521)</u>
		<u>(495)</u>	<u>540</u>
Related Tax Impact		<u>429</u>	<u>(308)</u>
Other comprehensive (loss) / gain for the year		<u>(66)</u>	<u>232</u>
<b>Total comprehensive (loss) / gain for the year</b>		<u>(3,470)</u>	<u>3,081</u>

The annexed notes from 1 to 30 form an integral part of these financial statements.

RAFIQ M. HABIB      MANSOOR G. HABIB      AUN MOHAMMAD A. HABIB      SHABBIR GULAMALI      MURTAZA HUSSAIN  
*Chairman*                      *Director*                      *Director*                      *Chief Executive*                      *Chief Financial Officer*

# Habib Insurance Company Limited

## Statement of Changes in Fund for the year ended December 31, 2020

	Operator's Fund			Total
	Statutory Fund	Accumulated (Deficit)/ Surplus (Rupees in '000)	Available-for-sale reserve	
Balance as at January 01, 2019	50,000	(3,265)	375	47,110
Profit after tax for the year	–	2,849	–	2,849
Less: Net gain transferred to profit and loss available-for-sale investments	–	–	(521)	(521)
Unrealised gain on revaluations of - available-for-sale investments	–	–	1,061	1,061
Related tax impact	–	–	(308)	(308)
Balance as at December 31, 2019	<u>50,000</u>	<u>(416)</u>	<u>607</u>	<u>50,191</u>
Balance as at January 01, 2020	50,000	(416)	607	50,191
Loss after tax for the year	–	(3,404)	–	(3,404)
Other comprehensive loss	–	–	(495)	(495)
Related tax impact	–	–	429	429
Balance as at December 31, 2020	<u>50,000</u>	<u>(3,820)</u>	<u>541</u>	<u>46,721</u>

	Participants' Takaful Fund			Total
	Ceded Fund	Accumulated (Deficit)/ Surplus (Rupees in '000)	Available-for-sale reserve	
Balance as at January 01, 2019	500	(1,347)	–	(847)
Loss for the year	–	(3,163)	–	(3,163)
Balance as at December 31, 2019	<u>500</u>	<u>(4,510)</u>	<u>–</u>	<u>(4,010)</u>
Profit for the year	–	21,385	–	21,385
Other Comprehensive loss	–	–	(481)	(481)
Related tax impact	–	–	139	139
Balance as at December 31, 2020	<u>500</u>	<u>16,875</u>	<u>(342)</u>	<u>17,033</u>

The annexed notes from 1 to 33 form an integral part of these financial statements.

RAFIQ M. HABIB  
*Chairman*

MANSOOR G. HABIB  
*Director*

AUN MOHAMMAD A. HABIB  
*Director*

SHABBIR GULAMALI  
*Chief Executive*

MURTAZA HUSSAIN  
*Chief Financial Officer*

# Habib Insurance Company Limited

## Statement of Cash Flow for the year ended December 31, 2020

	OPF		PTF	
	December 31, 2020	December 31, 2019	December 31, 2020	December 31, 2019
	(Rupees in '000)			
<b>Operating activities</b>				
(a) Takaful activities				
Contribution received	–	–	115,381	59,920
Retakaful contribution paid	–	–	(65,412)	(22,034)
Claims paid	–	–	(41,191)	(10,631)
Retakaful and other recoveries received	–	–	24,375	1,438
Commission paid	(7,194)	–	–	(8,240)
Wakala fee	33,499	–	(33,499)	–
Commission received	–	–	12,776	7,943
Net cash inflows from takaful activities	26,305	–	12,430	28,396
(b) Other operating activities				
Other operating payments	(11,170)	(13,062)	634	4,424
Other operating receipts	–	–	–	–
<b>Net cash flows from other operating activities</b>	(11,170)	(13,062)	634	4,424
<b>Total cash flows from all operating activities</b>	15,135	(13,062)	13,064	32,820
<b>Investment activities</b>				
Profit / return received	1,509	2,449	2,802	1,401
Dividend received	3,444	1,540	4,35	–
Qard-e-hasna	(6,557)	(652)	6,557	652
Payments for investments	(77,927)	(56,311)	(20,370)	(20,000)
Proceeds from investments	78,937	40,828	41,844	–
<b>Total cash flows from investing activities</b>	(594)	(12,146)	31,268	(17,947)
<b>Financing activities</b>				
Statutory capital injected	–	–	–	–
Ceded money received	–	–	–	–
<b>Total cash flows from financing activities</b>	–	–	–	–
<b>Net cash flows from all activities</b>	14,541	(25,208)	44,332	14,873
Cash and cash equivalents at beginning of year	193	25,401	21,133	6,260
<b>Cash and cash equivalents at end of period</b>	14,734	193	65,465	21,133
<b>Reconciliation to profit and loss account</b>				
Operating cash flows	15,135	(13,062)	13,064	32,820
Leave encashment	380	380	–	–
Profit / return received	1,509	2,449	2,802	1,401
Provision for impairment	–	–	(1,564)	–
Dividends received	3,444	1,540	–	–
Capital gain	1,144	572	1,474	–
(Increase)/ decrease in assets other than cash	(17,250)	4,422	73,648	85,017
(Decrease)/ Increase in liabilities	(7,766)	6,548	(68,039)	(122,401)
<b>Profit/ (loss) after taxation</b>	(3,404)	2,849	21,385	(3,163)
<b>Attributed to:</b>				
Operator's Fund	(3,404)	2,849	–	–
Participants' Takaful Fund	–	–	21,385	(3,163)
	(3,404)	2,849	21,385	(3,163)

The annexed notes from 1 to 33 form an integral part of these financial statements.

RAFIQ M. HABIB      MANSOOR G. HABIB      AUN MOHAMMAD A. HABIB      SHABBIR GULAMALI      MURTAZA HUSSAIN  
*Chairman*                      *Director*                      *Director*                      *Chief Executive*                      *Chief Financial Officer*

# Habib Insurance Company Limited

## Notes to or Forms Part of Financial Statements for the year ended December 31, 2020

### 1. STATUS AND NATURE OF BUSINESS

- 1.1 Habib Insurance Company Limited (the Operator) was incorporated in Pakistan in 1942 as a public limited company under the Companies Act, 2017 to carry on general insurance business. The Operator was allowed to work as Window Takaful Operator on July 18, 2018 by Securities and Exchange Commission of Pakistan (SECP) under SECP Takaful Rules, 2012 to carry on General Window Takaful Operations (WTO) in Pakistan. The Operator is listed at Pakistan Stock Exchange Limited. The registered office of the Operator is situated at Habib Square, M.A. Jinnah Road, Karachi.
- 1.2 The Operator transferred statutory fund of Rs. 50 million in a separate bank account for the Window Takaful Operations as per the requirement of circular 8 of 2014. The Operator has formed a Waqf for Participants' Fund by executing the Waqf deed dated June 12, 2018 and deposited a cede money of Rs. 0.5 million. The cede money is required to be invested in Shari'ah compliant remunerative instrument which may be used to acquire immovable Waqf property if Shari'ah and law so warrants. Waqf Deed governs the relationship of Operator and participants for management of takaful operations, investments of participants' funds and investments of the Operator's funds approved by the shari'ah advisor of the Operator.
- 1.3 During the year, the novel coronavirus (COVID 19) emerged and since then, the condition has continued to deteriorate. On January 30, 2020, the International Health Regulations Emergency Committee of the WHO declared the outbreak a "Public Health Emergency of International Concern". The COVID-19 pandemic has significantly impacted the market around the world to date and may continue to do so in the coming months of 2020 whereby potentially impacting the earnings and cash flows of the Company. The Company considers this outbreak to be a non-adjusting post balance sheet event. The scale and duration of this outbreak remains uncertain and as it evolves globally in 2020, the company based on its current assessment consider that their would be no significant impact that will adversely affect its business, result of operation and financial condition of the company.

### 2. BASIS OF PREPARATION AND STATEMENT OF COMPLIANCE

These financial statements are prepared in accordance with approved accounting standards as applicable in Pakistan. Approved accounting standards comprise of such International Financial Reporting Standards (IFRS) issued by the International Accounting Standards Board (IASB) and Islamic Financial Accounting Standards (IFAS) issued by the Institute of Chartered Accountants of Pakistan, as are notified under the Companies Act, 2017, provisions of and directives issued under the Companies Act, 2017, the Insurance Ordinance, 2000, the Takaful Rules 2012 and the General Takaful Accounting Regulations, 2019. In case requirements differ, the provisions or directives of the Companies Act, 2017, the Insurance Ordinance, 2000, the Takaful Rules 2012 and the General Takaful Accounting Regulations, 2019 shall prevail. These financial statements reflect the financial position and results of operations of both the company and PTF in a manner that the assets, liabilities, income and expenses of the company and PTF remain separately identifiable.

#### Change in accounting policy

Securities and Exchange Commission of Pakistan (SECP) vide its S.R.O. 1416(I)/2019 dated November 20, 2019 has issued General Takaful Accounting Regulations 2019. Accordingly, the operator has changed the format for preparation and presentation of condensed interim financial statements to comply with requirements of the regulations. The application of these regulations for the purpose of preparation and presentation of the condensed interim financial statements are effective from January 01, 2020.

#### 2.1 Basis of measurement

These financial statements have been prepared on the historical cost basis except for available for sale investments that have been measured at fair value.

#### 2.2 Functional and presentation currency

These financial statements are presented in Pak Rupees which is also the Operator's functional currency. All financial information presented in Pak Rupees has been rounded to nearest Thousand Rupees, unless otherwise stated.

# Habib Insurance Company Limited

## 2.3 Standards, interpretations and amendments to published approved accounting standards that are effective in the current year

- Amendment to IFRS 3 'Business Combinations' – Definition of a Business (effective for business combinations for which the acquisition date is on or after the beginning of annual period beginning on or after 1 January 2020). The Board has issued amendments aiming to resolve the difficulties that arise when an entity determines whether it has acquired a business or a group of assets. The amendments clarify that to be considered a business, an acquired set of activities and assets must include, at a minimum, an input and a substantive process that together significantly contribute to the ability to create outputs. The amendments include an election to use a concentration test.
- Amendments to IAS 1 Presentation of Financial Statements and IAS 8 Accounting Policies, Changes in Accounting Estimates and Errors (effective for annual periods beginning on or after January 01, 2020). The amendments are intended to make the definition of material in IAS 1 easier to understand and are not intended to alter the underlying concept of materiality in IFRS Standards. In addition, the Board has also issued guidance on how to make materiality judgments when preparing their general purpose financial statements in accordance with IFRS Standards.
- On March 29, 2018, the Board has issued a revised Conceptual Framework for Financial Reporting which is applicable immediately contains changes that will set a new direction for IFRS in the future. The Conceptual Framework primarily serves as a tool for the Board to develop standards and to assist the IFRS Interpretations Committee in interpreting them. It does not override the requirements of individual IFRSs and any inconsistencies with the revised Framework will be subject to the usual due process – this means that the overall impact on standard setting may take some time to crystallize. The companies may use the Framework as a reference for selecting their accounting policies in the absence of specific IFRS requirements. In these cases, companies should review those policies and apply the new guidance retrospectively as of January 01, 2020, unless the new guidance contains specific scope outs.
- Interest Rate Benchmark Reform which amended IFRS 9, IAS 39 and IFRS 7 is applicable for annual financial periods beginning on or after January 01, 2020. The G20 asked the Financial Stability Board (FSB) to undertake a fundamental review of major interest rate benchmarks. Following the review, the FSB published a report setting out its recommended reforms of some major interest rate benchmarks such as IBORs. Public authorities in many jurisdictions have since taken steps to implement those recommendations. This has in turn led to uncertainty about the long-term viability of some interest rate benchmarks. In these amendments, the term 'interest rate benchmark reform' refers to the market-wide reform of an interest rate benchmark including its replacement with an alternative benchmark rate, such as that resulting from the FSB's recommendations set out in its July 2014 report 'Reforming Major Interest Rate Benchmarks' (the reform). The amendments made provide relief from the potential effects of the uncertainty caused by the reform. A company shall apply the exceptions to all hedging relationships directly affected by interest rate benchmark reform.

## 2.4 Standards, interpretations and amendments to published approved accounting standards that are not yet effective

The following International Financial Reporting Standards (IFRS Standards) as notified under the Companies Act, 2017 and the amendments and interpretations thereto will be effective for accounting periods beginning on or after 01 January 2021:

- COVID-19-Related Rent Concessions (Amendment to IFRS 16) – the International Accounting Standards Board (the Board) has issued amendments to IFRS 16 (the amendments) to provide practical relief for lessees in accounting for rent concessions. The amendments are effective for periods beginning on or after 1 June 2020, with earlier application permitted. Under the standard's previous requirements, lessees assess whether rent concessions are lease modifications and, if so, apply the specific guidance on accounting for lease modifications. This generally involves remeasuring the lease liability using the revised lease payments and a revised discount rate. In light of the effects of the COVID-19 pandemic, and the fact that many lessees are applying the standard for the first time in their financial statements, the Board has provided an optional practical expedient for lessees. Under the practical expedient, lessees are not required to assess whether eligible rent concessions are lease modifications, and instead are permitted to account for them as if they were not lease modifications. Rent concessions are eligible for the practical expedient if they occur as a direct consequence of the COVID-19 pandemic and if all the following criteria are met:
  - the change in lease payments results in revised consideration for the lease that is substantially the same as, or less than, the consideration for the lease immediately preceding the change;
  - any reduction in lease payments affects only payments originally due on or before June 30, 2021; and
  - there is no substantive change to the other terms and conditions of the lease.

# Habib Insurance Company Limited

- Interest Rate Benchmark Reform – Phase 2 which amended IFRS 9, IAS 39, IFRS 7, IFRS 4 and IFRS 16 is applicable for annual financial periods beginning on or after 1 January 2021, with earlier application permitted. The amendments introduce a practical expedient to account for modifications of financial assets or financial liabilities if a change results directly from IBOR reform and occurs on an ‘economically equivalent’ basis. In these cases, changes will be accounted for by updating the effective interest rate. A similar practical expedient will apply under IFRS 16 for lessees when accounting for lease modifications required by IBOR reform. The amendments also allow a series of exemptions from the regular, strict rules around hedge accounting for hedging relationships directly affected by the interest rate benchmark reforms. The amendments apply retrospectively with earlier application permitted. Hedging relationships previously discontinued solely because of changes resulting from the reform will be reinstated if certain conditions are met.
- Onerous Contracts – Cost of Fulfilling a Contract (Amendments to IAS 37) effective for the annual period beginning on or after January 01, 2022 amends IAS 1 by mainly adding paragraphs which clarifies what comprise the cost of fulfilling a contract, Cost of fulfilling a contract is relevant when determining whether a contract is onerous. An entity is required to apply the amendments to contracts for which it has not yet fulfilled all its obligations at the beginning of the annual reporting period in which it first applies the amendments (the date of initial application). Restatement of comparative information is not required, instead the amendments require an entity to recognize the cumulative effect of initially applying the amendments as an adjustment to the opening balance of retained earnings or other component of equity, as appropriate, at the date of initial application.
- **Annual Improvements to IFRS standards 2018-2020:**

The following annual improvements to IFRS standards 2018-2020 are effective for annual reporting periods beginning on or after January 01, 2022.
- IFRS 9 – The amendment clarifies that an entity includes only fees paid or received between the entity (the borrower) and the lender, including fees paid or received by either the entity or the lender on the other’s behalf, when it applies the ‘10 per cent’ test in paragraph B3.3.6 of IFRS 9 in assessing whether to derecognize a financial liability.
- IFRS 16 – The amendment partially amends Illustrative Example 13 accompanying IFRS 16 by excluding the illustration of reimbursement of leasehold improvements by the lessor. The objective of the amendment is to resolve any potential confusion that might arise in lease incentives.
- IAS 41 – The amendment removes the requirement in paragraph 22 of IAS 41 for entities to exclude taxation cash flows when measuring the fair value of a biological asset using a present value technique
- Property, Plant and Equipment: Proceeds before Intended Use (Amendments to IAS 16) effective for the annual period beginning on or after 1 January 2022. Clarifies that sales proceeds and cost of items produced while bringing an item of property, plant and equipment to the location and condition necessary for it to be capable of operating in the manner intended by management e.g. when testing etc., are recognized in profit or loss in accordance with applicable Standards. The entity measures the cost of those items applying the measurement requirements of IAS 2. The standard also removes the requirement of deducting the net sales proceeds from cost of testing. An entity shall apply those amendments retrospectively, but only to items of property, plant and equipment that are brought to the location and condition necessary for them to be capable of operating in the manner intended by management on or after the beginning of the earliest period presented in the financial statements in which the entity first applies the amendments. The entity shall recognize the cumulative effect of initially applying the amendments as an adjustment to the opening balance of retained earnings (or other component of equity, as appropriate) at the beginning of that earliest period presented.
- Reference to the Conceptual Framework (Amendments to IFRS 3) - Reference to the Conceptual Framework, issued in May 2020, amended paragraphs 11, 14, 21, 22 and 23 of and added paragraphs 21A, 21B, 21C and 23A to IFRS 3 . An entity shall apply those amendments to business combinations for which the acquisition date is on or after the beginning of the first annual reporting period beginning on or after 1 January 2022. Earlier application is permitted if at the same time or earlier an entity also applies all the amendments made by Amendments to References to the Conceptual Framework in IFRS Standards, issued in March 2018.
- Extension of the Temporary Exemption from Applying IFRS 9 (Amendments to IFRS 4) - In response to concerns regarding temporary accounting mismatches and volatility, and increased costs and complexity, the Board issued amendments to IFRS 4 Insurance Contracts in 2017. The two optional solutions raised some considerations which required detailed analysis and management judgement. On the issue of IFRS 17 (Revised) Insurance Contracts in June 2020, the end date for applying the two options under the IFRS 4 amendments was extended to January 01, 2023, aligned with the effective date of IFRS 17.

# Habib Insurance Company Limited

- Classification of liabilities as current or non-current (Amendments to IAS 1) effective for the annual period beginning on or after 1 January 2022. These amendments in the standards have been added to further clarify when a liability is classified as current. The standard also amends the aspect of classification of liability as non-current by requiring the assessment of the entity's right at the end of the reporting period to defer the settlement of liability for at least twelve months after the reporting period. An entity shall apply those amendments retrospectively in accordance with IAS 8.
- Sale or Contribution of Assets between an Investor and its Associate or Joint Venture (Amendments to IFRS 10 and IAS 28) – The amendment amends accounting treatment on loss of control of business or assets. The amendments also introduce new accounting for less frequent transaction that involves neither cost nor full step-up of certain retained interests in assets that are not businesses. The effective date for these changes has been deferred indefinitely until the completion of a broader review.
- The Company has determined that it is eligible for the temporary exemption option since the Company has not previously applied any version of IFRS 9, its activities are predominantly connected with insurance as the percentage of the total carrying amount of its liabilities connected with insurance relative to the total carrying amount of all its liabilities is greater than 90 percent and the company doesn't engage in significant activities unconnected with insurance based on historical available information. Under the temporary exemption option, the Company can defer the application of IFRS 9 until the application IFRS 17.
- To determine the appropriate classification of financial assets under IFRS 9, an entity would need to assess the contractual cash flows characteristics of any financial asset. Indeed, the contractual terms of the financial asset give rise, on specified dates, to cash flows that are solely payments of principal and interest on the principal amount outstanding ('SPPI') i.e. cash flows that are consistent with a basic lending arrangement. In a basic lending arrangement, consideration for the time value of money and credit risk are typically the most significant elements of interest.
- IFRS 9 defines the terms "principal" as being the fair value of the financial asset at initial recognition, and the "interest" as being compensation for (i) the time value of money, and (ii) the credit risk associated with the principal amount outstanding during a particular period of time.
- The tables below set out the fair values as at the end of reporting period and the amount of change in the fair value during that period for the following two groups of financial assets separately:
  - financial assets with contractual terms that give rise on specified dates to cash flows that are solely payments of principal and interest (SPPI) on the principal amount outstanding, excluding any financial asset that meets the definition of held for trading in IFRS 9, or that is managed and whose performance is evaluated on a fair value basis, and
  - all other financial assets

	<b>December 31, 2020</b>				
	<b>Fail the SPPI test</b>		<b>Pass the SPPI test</b>		
	Fair value	Change in unrealized gain or loss during the period	Carrying Amount	Cost less Impairment	Change in unrealized gain or loss during the period
<b>Financial assets</b>					
Cash and bank*	80,199	-	-	-	-
Investment in mutual funds - available for sale	36,448	85	-	-	-
Other receivables	-	-	10,657	10,657	-
	<u>116,647</u>	<u>85</u>	<u>10,657</u>	<u>10,657</u>	<u>-</u>
	<b>December 31, 2020</b>				
	<b>Gross carrying amounts of debt instruments that pass the SPPI test</b>				
	AAA	AA+	A+	Unrated	
	(Rupees in '000)				
Loans and other receivable*	<u>-</u>	<u>-</u>	<u>-</u>	<u>-</u>	<u>10,657</u>

\* The carrying amount of these financial assets measured applying IAS 39 are a reasonable approximation of their fair values.

# Habib Insurance Company Limited

## 3. SIGNIFICANT ACCOUNTING POLICIES

### 3.1 Takaful contracts

The takaful contracts are based on the principles of Wakala. The takaful contracts so agreed usually inspire concept of tabarru (to donate for benefit of others) and mutual sharing of losses with the overall objective of eliminating the element of uncertainty.

A separate Participants Takaful Fund (PTF) is created in which all contribution received under general takaful contribution net off any government levies and administrative surcharge are credited. The role of takaful operator is of the management of the PTF. At the initial stage of the setup of the PTF, the takaful operator makes an initial donation to the PTF. The terms of the takaful contracts are in accordance with the generally accepted principles and norms of insurance business suitably modified with guidance by the Shariah Advisor of the Takaful operator.

Once a contract has been classified as a takaful contract, it remains a takaful contract for the remainder of its lifetime, even if the Takaful risk reduces significantly during this period, unless all rights and obligations are extinguished or expired.

The Operator underwrites non-life takaful contracts that can be categorised into Fire and Property , Marine and transport, Motor, Group hospitalisation and Other classes contracts. Contracts may be concluded for a fixed term of one year, for less than one year and in some cases for more than one year. However, most of the contracts are for twelve months duration. Takaful contracts entered into by the Operator under which the contract holder is another Takaful Operator (inwards retakaful) of a facultative nature are included within the individual category of takaful contracts, other than those which fall under Treaty. The takaful risk involved in these contracts is similar to the contracts undertaken by the Operator as takaful operator.

Fire and Property takaful contracts mainly compensate the customers for damage suffered to their property. Customers who undertake commercial activities on their premises could also receive compensation for the loss of earnings caused by the inability to use the covered properties in their business activities (business interruption cover).

Marine and transport class of business provides coverage against loss and damage to goods in transit by any means of conveyance, physical loss or damage to aircraft, ships and liabilities to third parties and passengers arising from their use.

Motor takaful covers physical loss or damage to the vehicle and liabilities to third parties as provided under the requirements of the Motor Vehicle Ordinance, 1965.

Group hospitalisation takaful provides cover to compensate personal accident, hospitalisation and outpatient medical coverage to the insured.

All other takaful contracts like cash in hand, cash in transit, personal accident, infidelity, public liabilities, health, crop, livestock, travel, bankers and other financial institutions packages, product liabilities, professional indemnity, workers compensation etc. are included under Other classes takaful cover.

### 3.2 Unearned Contribution

Contribution income net off administrative surcharge under a policy is recognised over the period of takaful from the date of inception of the policy to which it relates to its expiry as follows:

Administrative surcharge is recognised as income at the time policies are written in OPF.

Contribution income net off administrative surcharge under a policy is recognised after taking into account the unearned portion of premium by applying 1/24th method as prescribed by the Insurance Rules, 2017. The unearned portion of contribution is recognised as liability.

Contribution due but unpaid under takaful contracts are recognised when due, at the fair value of the consideration receivable less provision for doubtful debts, if any. If there is objective evidence that the receivable is impaired, the Operator reduces the carrying amount of the receivable accordingly and recognizes it as impairment loss.

### 3.3 Re-takaful contracts

Re-takaful expense is recognised evenly in the period of indemnity. The portion of retakaful contribution not recognised as an expense is shown as a prepayment which is calculated in the same manner as of unearned contribution.

# Habib Insurance Company Limited

Rebate from retakaful operators is recognised at the time of issuance of the underlying takaful policy by the Operator. This income is deferred and brought to account as revenue in accordance with the pattern of recognition of the retakaful contribution to which it relates. Receivable against claims from the retakaful operators are recognised as an asset at the same time as the claims which gives rise to the right of recovery are recognised as a liability and are measured at the amount expected to be recovered after considering an impairment in relation thereto.

Amount due from other takaful / re-takaful are carried at cost less provision for impairment, if any. Cost represents the fair value of consideration to be received in the future.

Amount due to takaful / re-takaful companies represent the balance due to re-takaful companies.

Re-takaful assets or liabilities are derecognised when the contractual rights are extinguished or expired.

## 3.4 Provision

### Claims

Takaful claims include all claims incurred during the year, whether reported or not, related internal and external claims handling costs that are directly related to the processing and settlement of claims, and any adjustments to claims outstanding from previous years.

### Provision for outstanding claims including IBNR

The PTF recognises liability in respect of all claims incurred upto the financial statement date which is measured at the undiscounted value of the expected future payments. The claims are considered to be incurred at the time of the incident giving rise to the claim except as otherwise expressly indicated in a takaful contract.

### Claims reported but not settled

The provision for claims incurred but not reported (IBNR) is made at the financial statement date. In accordance with SECP circular no. 9 of 2016, the Operator takes actuarial advice for the determination of IBNR claims. Provision for IBNR claims is estimated using Chain Ladder (CL) methodology. The Chain Ladder (CL) Method involves determination of development factors or link ratios for each period. These are then subsequently combined to determine Cumulative Development Factor (CDF) which represents the extent of future development of claims to reach their ultimate level.

## 3.5 Retakaful recoveries against outstanding claims

Claims recoveries against outstanding claims from the retakaful operator and salvage are recognised as an asset at the same time as the claims which give rise to the right of recovery are recognised as a liability and are measured at the amount expected to be received.

## 3.6 Commission

### Deferred commission expense

Commission expense incurred in obtaining and recording policies is deferred and recognised in profit and loss account as an expense in accordance with the pattern of recognition of contribution revenue by applying 1/24th method.

### Rebate income

Rebate income from retakaful is recognised at the time of issuance of the underlying takaful policy. These are deferred and recognised as liability and recognised in the profit and loss account as revenue in accordance with the pattern of recognition of the retakaful contributions.

## 3.7 Contribution deficiency reserve

The PTF is required as per Insurance Rules, 2017 and IFRS - 4, to maintain a provision in respect of contribution deficiency for the class of business where the unearned contribution reserve is not adequate to meet the expected future liability, after retakaful, from claims and other expenses, including retakaful expense, commissions and other underwriting expenses, expected to be incurred after the balance sheet date in respect of the unexpired policies in that class of business at the balance sheet date. The movement in the contribution deficiency reserve is recorded as an expense in the profit and loss account and the same shall be recognised as a liability.

# Habib Insurance Company Limited

For this purpose, loss ratios for each class are estimated based on historical claim development. Judgment is used in assessing the extent to which past trends may not apply in future or the effects of one-off claims. If these ratios are adverse, contribution deficiency is determined. Further actuarial valuation has been carried out to determine the amount of contribution deficiency reserve in respect of Health insurance as required by SRO 16 (I) / 2012 issued by Securities and Exchange Commission of Pakistan on January 09, 2012.

## **3.8 Wakala and Mudarib fees**

The Takaful operator manages the general takaful operations for the Participants. The wakala fee has been fixed at 5% (2019 : 25%) of the gross contribution on all classes of business as per approval of Shariah Advisory Board . Wakala fee is recognised on the same basis on which the related revenue is recognised. Unexpired portion of wakala fee is recognised as liability of OPF and asset of PTF.

The Takaful operator also manages the participants' investment as Mudarib and charges 25% of the investment / deposit income earned by the Participants' Takaful Fund as Mudarib's share. However, management based on approval of Shariah Advisor has decided that no mudarib fees will be charged on the investment income of Participants' Takaful Fund for the period of three years from the date of start of Window Takaful Operations.

Administrative surcharge is included in Wakala Fee at the date of inception of policy to which it relates.

## **3.9 Revenue recognition**

### **3.9.1 Contribution**

The revenue recognition policy for contributions is given under note 3.2.

### **3.9.2 Commission from retakaful**

The revenue recognition policy for commission from retakaful is given under note 3.6.

### **3.9.3 Dividend income**

Dividend income is recognized when the right to receive the dividend is established.

### **3.9.4 Gain / loss on sale / redemption of investments**

Gain / loss on sale / redemption of investments is taken to profit and loss account in the year of sale / redemption.

### **3.9.5 Income on held to maturity investment**

Income from held to maturity investments is recognised on a time proportionate basis taking account the effective yield on the investment.

### **3.9.6 Profit on bank accounts and deposits**

Profit on bank accounts and deposits is recognised on accrual basis.

## **3.10 Management expenses**

Underwriting expenses have been allocated to various classes of business on a basis deemed equitable by the management. Expenses not attributable to the underwriting business are charged as administrative expenses.

## **3.11 Takaful surplus**

Takaful surplus attributable to the participants is calculated after charging all direct cost and setting aside various reserves. Allocation to participants, if applicable, is made after adjustment of claims paid to them during the year.

## **3.12 Qard-e-Hasna**

Qard-e-hasna is provided by Operators' Fund to Participants Takaful Fund in case of deficit in PTF. Qard-e-Hasna is recognised at the amount provided to Participant Takaful Fund less impairment, if any.

## **3.13 Receivables and payables**

### **3.13.1 Receivables and payables related to takaful contract**

Receivable and payables related to takaful contracts are recognized and due at cost which is the fair value of the consideration given less provision for impairment, if any. If there is an objective evidence that the takaful receivable is impaired, as a result of one or more events that occurred after the initial recognition the company reduces the carrying amount of the takaful receivables accordingly and recognizes that impairment loss in the profit and loss account

Provision for impairment in contribution receivables is estimated on a systematics basis after analyzing the receivables as per their aging.

# Habib Insurance Company Limited

## **3.13.2 Creditors, accruals and provisions**

Liabilities for creditors and other amounts payable are carried at cost which is the fair value of the consideration to be paid in future for the goods and / or services received, whether or not billed to the Operator.

Provisions are recognised when the Operator / PTF has a present legal or constructive obligation as a result of past events and it is probable that an outflow of resources embodying economic benefits will be required to settle the obligation and a reliable estimate of the amount can be made.

Provisions are reviewed at each balance sheet date and adjusted to reflect the current estimate.

## **3.14 Cash and cash equivalents**

Cash and cash equivalents are carried in the balance sheet at cost. For the purpose of cash flow statement, cash and cash equivalents consists of cash in hand, stamps in hand and deposits with banks.

## **3.15 Impairment of assets**

A financial asset is assessed at each financial statement date to determine whether there is any objective evidence that it is impaired. A financial asset is considered to be impaired if there is an objective evidence that one or more events have had a negative effect on the estimated future cash flows of that asset. If a decline in fair value is significant or prolonged, than there is an objective evidence, of impairment regardless of how long management intends to hold the investment.

The carrying amount of non financial assets is reviewed at each financial statement date to determine whether there is any indication of impairment of any asset or group of assets. If such indication exist, the recoverable amount of such asset is estimated. The recoverable amount of an asset is the greater of its value in use and its fair value less cost of sell. An impairment loss is recognised the carrying amount of an asset exceeds its estimated recoverable amount.

All impairment losses are recognised in the profit and loss account. Provision of impairment are reviewed at each financial statement date and are adjusted to reflect the current best estimates. Change in the provisions are recognised as an income or expense.

## **3.16 Taxation**

### **3.16.1 Current**

Provision for current taxation is based on taxable income for the year determined in accordance with the prevailing law for taxation of income. The charge for current tax is calculated using prevailing tax rates or tax rates expected to apply to the profit for the year, if enacted. The charge for current tax also include adjustments, where considered necessary, to provision for tax made in previous years arising from assessments finalised during the current year for such years.

### **3.16.2 Deferred**

Deferred tax is accounted for using the balance sheet liability method, in respect of temporary differences arising at the balance sheet date between the tax bases of assets and liabilities and their carrying amounts for financial reporting purposes.

Deferred tax liabilities are generally recognised for all taxable temporary differences. Deferred tax assets are recognised for all deductible temporary differences to the extent that it is probable that the future taxable profits will be available against which the assets may be utilized. Deferred tax assets are reduced to the extent that it is no longer probable that the related tax benefit will be realised.

The carrying amount of deferred tax asset is reviewed at each balance sheet date and reduced to the extent that it is no longer probable that sufficient taxable profits will be available to allow all or part of the deferred tax asset to be recognised. Unrecognised deferred tax assets are reassessed at each balance sheet date and are recognised to the extent that it has become probable that future taxable profit will allow deferred tax asset to be recovered.

Deferred tax assets and liabilities are measured at the tax rates that are expected to apply to the periods when the asset is utilized or the liability is settled, based on the tax rates (and tax laws) that have been enacted or substantively enacted at the balance sheet date. Deferred tax is charged or credited to the profit and loss account except in the case of items credited or charged to equity in which case it is included in equity.

# Habib Insurance Company Limited

## 3.17 Investments

In equity securities  
In debt securities

### 3.17.1 Recognition

All investments are initially recognised at cost, being the fair value of the consideration given and include transaction costs except for held for trading investments in which case transaction costs are charged to the profit and loss account. All purchase and sale of investments that require delivery within the required time frame established by regulations or market convention are accounted for at the trade date. Trade date is the date when the Company commits to purchase or sell the investments. These are recognised and classified as follows:

- Investment at fair value through profit and loss (held for trading)
- Available-for-sale
- Held to maturity

### 3.17.2 Measurement

#### 3.17.2.1 Investment at fair value through profit or loss (held for trading)

At the time of acquisition, quoted investments which are acquired principally for the purpose of generating profit from short term fluctuations in price or are part of portfolio for which there is a recent actual pattern of short term profit taking are classified as held for trading.

Subsequent to initial recognition these are remeasured at fair value by reference to quoted market prices with the resulting gain or loss being included in net profit or loss for the period in which it arises.

#### 3.17.2.2 Available-for-sale

Available for Sale investments are those non-derivative instruments / contracts that are designated as available for sale or are not classified in any other category.

At the time of acquisition, investments which are intended to be held for an undefined period of time but may be sold in response to the need for liquidity or changes in interest rates are classified as available for sale.

Subsequent to initial measurement, these are remeasured at fair value. Surplus / (deficit) on revaluation from one reporting date to other is taken to other comprehensive income in the statement of comprehensive income. On derecognition or impairment of available-for-sale investments, the cumulative gain or loss previously reported in other comprehensive income is transferred to profit and loss for period within statement of comprehensive income.

These are reviewed for impairment at year end. The Operator considers that available-for-sale equity investments and mutual funds are impaired when there has been a significant or prolonged decline in the fair value below its cost. This determination of what is significant or prolonged requires judgment. The Operator considers that a decline of 30% in the market value of any script below its cost shall constitute as a significant decline and where market value remains below the cost for a period of one year shall constitute as a prolonged decline. Any losses arising from impairment in values are charged to the profit and loss account.

#### 3.17.2.3 Held-to-maturity

At the time of acquisition, investments with fixed maturity, where management has both the intent and the ability to hold to maturity, are classified as held-to-maturity.

Subsequently, these are measured at amortised cost less provision for impairment in value, if any. Amortised cost is calculated by taking into account any discount or premium on acquisition by using the effective yield method.

The difference between the redemption value and the purchase price of the held-to-maturity investments is amortised and taken to the profit and loss account over the term of the investment.

These are reviewed for impairment at year end and any losses arising from impairment in values are charged to the profit and loss account.

# Habib Insurance Company Limited

## 3.18 Financial instruments

Financial assets and financial liabilities within the scope of IAS - 39 are recognised at the time when the Operator becomes a party to the contractual provisions of the instrument. Financial assets are de-recognised when the contractual right to future cash flows from the asset expire or is transferred along with the risk and reward of the asset. Financial liabilities are de-recognised when obligation specified in the contract is discharged, cancelled or expired. Any gain or loss on de-recognition of the financial asset and liabilities is recognised in the profit and loss account of the current year.

Financial instruments carried on the balance sheet include bank deposits, investments, contribution due but unpaid, contribution received in advance, amount due from other takaful / retakaful operator, accrued investment income, retakaful recoveries against outstanding claims, sundry receivables, advances and deposits, provision for outstanding claims, amount due to other takaful / retakaful operators, accrued expenses, other creditors and accruals, short term running finance and obligation under finance lease. The particular recognition methods adopted are disclosed in the individual policy statements associated with each item.

## 3.19 Off setting of financial assets and financial liabilities

Financial assets and financial liabilities are offset and the net amount is reported in the balance sheet, if the Operator has a legally enforceable right to set-off and the Operator intends either to settle the assets and liabilities on a net basis or to realise the asset and settle the liability simultaneously.

## 3.20 Foreign currency translations

Foreign currency transactions are translated into Pak Rupees using the exchange rates prevailing at the dates of the transactions. All monetary assets and liabilities in foreign currencies are translated into Pak Rupees at the rates of exchange prevailing at the balance sheet date. Foreign exchange gains and losses on translation are recognized in the profit and loss account. All non-monetary items are translated into rupees at exchange rates prevailing on the date of transaction or on the date when fair values are determined.

## 3.21 Segments reporting

An operating segment is a component of the Operator that engages in business activities from which it may earn revenues and incur expenses. The Operator presents segment reporting of operating results using the classes of business as specified under the Insurance Ordinance, 2000 and the Insurance Rules, 2017 as the primary reporting format.

The Operator has five primary business segments for reporting purposes namely, fire and property, marine and transport, motor, group hospitalisation, and other classes. The nature and business activities of these segments are disclosed in note no. 3.1.

Assets, liabilities and capital expenditures that are directly attributable to segments have been assigned to them while the carrying amount of certain assets used jointly by two or more segments have been allocated to segments on a reasonable basis. Those assets and liabilities which cannot be allocated to a particular segment on a reasonable basis are reported as unallocated corporate assets and liabilities.

## 4. CRITICAL ACCOUNTING ESTIMATES AND JUDGEMENTS

The preparation of financial statements in conformity with approved accounting standards requires the use of certain critical accounting estimates. It also requires management to exercise its judgment in the process of applying the Operator's accounting policies. The estimates / judgments and associated assumptions used in the preparation of the financial statements are based on historical experience and other factors, including expectations of future events that are believed to be reasonable under the circumstances.

Actual results may differ from these estimates. The estimates and underlying assumptions are reviewed on ongoing basis. Revisions to accounting estimates are recognised in the period in which the estimate is revised, if the revision affects only that period, or in the period of the revision and future periods if the revision affects both current and future periods. In the process of applying the Operator's accounting policies, management has made the following estimates and judgments which are significant to the financial statements:

	Note
- Takaful and retakaful receivable	3.13
- Provision for outstanding claims including IBNR	3.4
- Contribution deficiency reserve	3.7
- Impairment of assets	3.15
- Taxation	3.16

# Habib Insurance Company Limited

## 5. INVESTMENT IN EQUITY SECURITIES

	2020			2019				
	Cost	Impairment / provision	Revaluation surplus	Carrying Value	Cost (Rupees in '000)	Impairment / provision	Revaluation surplus	Carrying Value
<b>Available-for-sale</b>								
<b>Mutual funds OPF</b>								
First Habib Islamic Income Fund	36,363	-	85	36,448	-	-	-	-
Meezan Rozana Amdani Fund	-	-	-	-	26,229	-	-	26,229
Meezan Sovereign Fund	-	-	-	-	10,000	-	580	10,580
	<u>36,363</u>	<u>-</u>	<u>85</u>	<u>36,448</u>	<u>36,229</u>	<u>-</u>	<u>580</u>	<u>36,809</u>
<b>Mutual funds - PTF</b>								
NBP Islamic Mahana Amdani Fund	-	-	-	-	20,000	-	481	20,481

## 6. LOANS AND OTHER RECEIVABLES

	Note	2020			2019		
		OPF	PTF	Total	OPF	PFT	Total
(Rupees in '000)							
Qard e Hasna	6.1	10,209	-	10,209	3,652	-	3,652
Profit receivable on bank accounts		-	-	-	9	144	153
Others		-	448	448	-	190	190
		<u>10,209</u>	<u>448</u>	<u>10,657</u>	<u>3,661</u>	<u>334</u>	<u>3,995</u>

6.1 In accordance with the Takaful Rules, 2012, if at any point in time, assets in participant takaful fund are not sufficient to cover its liabilities, the deficit shall be funded by way of an interest free loan (Qard-e-Hasna) from Operator Fund. In the event of future surplus in the Participant Takaful Fund to which a Qard-e-Hasna has been made, the Qard-e-Hasna shall be repaid prior to distribution of surplus to participants.

## 7. TAKAFUL / RETAKAFUL RECEIVABLE

	2020	2019
	(Rupees in '000)	
Due from Takaful contract holders		
Considered good	33,184	24,936
Considered doubtful	1,564	-
Less: Provision for impairment of receivables from takaful contract holders	(1,564)	-
	33,184	24,936
Due from other takaful / retakaful operators - Considered good	42,302	17,341
	<u>75,486</u>	<u>42,277</u>

# Habib Insurance Company Limited

## 8. PREPAYMENTS

Note	2020			2019		
	OPF	PTF	Total (Rupees in '000)	OPF	PFT	Total
Prepaid						
- Retakaful contribution ceded	-	32,671	32,671	-	20,810	20,810
- Others	750	-	750	300	-	300
	<u>750</u>	<u>32,671</u>	<u>33,421</u>	<u>300</u>	<u>20,810</u>	<u>21,110</u>

## 9. CASH AND BANK

		2020			2019		
		OPF	PTF	Total (Rupees in '000)	OPF	PFT	Total
<b>Cash and cash equivalent</b>							
- Policy stamps		-	2	2	-	95	95
<b>Cash at bank</b>							
- Profit and loss sharing (PLS) accounts	9.1	14,734	65,463	80,197	193	21,038	21,231
		<u>14,734</u>	<u>65,465</u>	<u>80,199</u>	<u>193</u>	<u>21,133</u>	<u>21,326</u>

9.1 These balances are held with a related party and carry profit at a rate of 9.25% (2019: 9.25%).

## 10. OTHER CREDITORS AND ACCRUALS

		2020			2019		
		OPF	PTF	Total (Rupees in '000)	OPF	PFT	Total
Federal insurance fee		-	167	167	-	108	108
Federal Excise Duty		-	2,719	2,719	-	1,972	1,972
Commission payable		10,680	-	10,680	1,975	-	1,975
Taxes and duties payable		-	847	847	-	-	-
Provision for leave encashment		380	-	380	380	-	380
Withholding tax payable		-	-	-	-	6	6
Payable to Habib Insurance	10.1	3,009	-	3,009	1,447	-	1,447
Auditor's remuneration		1,051	-	1,051	831	-	831
		<u>15,120</u>	<u>3,733</u>	<u>18,853</u>	<u>4,633</u>	<u>2,086</u>	<u>6,719</u>

10.1 This represents payable to Habib Insurance Company Limited to meet expenses and in respect of loans provided to employees that are solely employed for window takaful operations.

## 11. TAKAFUL RETAKAFUL PAYABLE

	2020 (Rupees in '000)	2019 (Rupees in '000)
Due to other takaful/ retakaful	<u>44,684</u>	<u>38,422</u>

### 11.1 Due to other takaful/ retakaful

- Foreign retakaful	21,235	20,651
- Local retakaful	17,124	13,719
- Co-takaful	6,325	4,052
	<u>44,684</u>	<u>38,422</u>

# Habib Insurance Company Limited

	2020	2019
	(Rupees in '000)	
<b>12. NET CONTRIBUTION</b>		
<b>Written gross contribution</b>	146,169	85,884
Less: Wakala Fee	(14,002)	(14,654)
<b>Contribution Net of Wakala Fee</b>	132,167	71,230
Add: Unearned contribution reserve opening	42,069	15,687
Less: Unearned contribution reserve closing	(75,074)	(42,069)
<b>Contribution earned</b>	99,162	44,848
<b>Retakaful contribution ceded</b>	71,674	52,374
Add: Prepaid retakaful contribution opening	20,810	8,788
Less: Prepaid retakaful contribution closing	(32,671)	(20,810)
<b>Retakaful expense</b>	59,813	40,352
<b>Net contribution</b>	39,349	4,496
<b>13. TAKAFUL CLAIMS EXPENSE</b>		
<b>Claims paid</b>	41,191	10,631
Add: Outstanding claims including IBNR closing	59,783	17,825
Less: Outstanding claims including IBNR opening	(17,825)	(1,615)
<b>Claims expense</b>	83,149	26,841
<b>Retakaful and other recoveries received</b>	24,375	1,438
Add: Retakaful and other recoveries in respect of outstanding claims net of impairment - closing	39,731	10,521
Less: Retakaful and other recoveries in respect of outstanding claims net of impairment - opening	(10,521)	(298)
<b>Retakaful and other recoveries revenue</b>	53,585	11,661
<b>Net claim expense</b>	29,564	15,180

## 14. CLAIM DEVELOPMENT - PTF

The following table shows the development of claims over a period of time on gross basis. For each class of business the uncertainty about the amount and timings of claims payment is usually resolved within a year.

Accident year	2016	2017	2018	2019	2020
	(Rupees in '000)				
<b>Estimate of ultimate claims costs:</b>					
At end of accident year	—	—	1,931	27,242	87,248
One year later	—	—	1,213	23,328	—
Two year later	—	—	1,028	—	—
Three year later	—	—	—	—	—
Four year later	—	—	—	—	—
Estimate of cumulative claims	—	—	1,028	23,328	87,248
Cumulative payments made to date	—	—	(1,003)	(19,337)	(31,481)
Liability for outstanding claims	—	—	25	3,991	55,767

# Habib Insurance Company Limited

	Note	2020 (Rupees in '000)	2019 (Rupees in '000)
<b>15. COMMISSION EXPENSE</b>			
Commissions paid or payable		15,899	8,769
Add: Deferred commission - opening		4,122	1,255
Less: Deferred commission - closing		(8,028)	(4,122)
<b>Commission expense</b>		<u>11,993</u>	<u>5,902</u>
<b>16. RETAKAFUL REBATE</b>			
Retakaful rebate received		12,776	7,943
Add: Unearned retakaful rebate - opening		3,535	1,568
Less: Unearned retakaful rebate - closing		(6,240)	(3,535)
Retakaful rebate		<u>10,071</u>	<u>5,976</u>
<b>17. WAKALA FEE</b>			
Gross Wakala Fee		7,238	21,250
Add: Deferred wakala fee - opening		10,518	3,922
Less: Deferred wakala fee - closing		(3,754)	(10,518)
Net wakala fee		<u>14,002</u>	<u>14,654</u>
<b>18. MANAGEMENT EXPENSES - OPF</b>			
Employee benefit cost	18.1	2,347	2,224
Traveling expenses		244	220
Subscription		–	290
Utilities - electricity and water		359	253
Printing and stationary		3	1
Repairs and maintenance		1,809	1,366
Vehicle running expenses		69	60
Rent, rates and taxes		140	–
Legal and professional charges		191	50
Postages, telegrams and telephone		67	67
Miscellaneous		312	180
		<u>5,541</u>	<u>4,711</u>

18.1 This includes Rs.2.233 million (2019: Rs. 2.192 million) being salaries and other benefits Rs.0.114 million (2019: Rs. 0.059) being contribution to employees' provident fund.

	OPF		PTF	
	2020	2019	2020	2019
	(Rupees in '000)			
<b>Income from mutual fund units - 'available-for-sale'</b>				
Dividend income	3,444	1,540	435	–
Capital gain	1,144	572	1,474	–
<b>Total investment income</b>	<u>4,588</u>	<u>2,112</u>	<u>1,909</u>	<u>–</u>

# Habib Insurance Company Limited

	Note	2020 (Rupees in '000)	2019
<b>20. OTHER EXPENSES - OPF</b>			
Employee benefit cost	20.1	1,006	953
Subscription		594	124
Vehicle running expenses		30	26
Traveling expenses		104	94
Utilities - electricity and water		142	109
Rent, rates and taxes		60	–
Legal and professional charges		1,020	1,788
Postage, telegram and telephone		40	29
Office repairs and maintenance		775	585
Auditor's remuneration		871	792
Miscellaneous		174	98
		<u>4,816</u>	<u>4,598</u>

**20.1** This includes Rs.0.957 million (2019: Rs.0.94 million) being salaries and other benefits and Rs.0.049 million (2019: 0.014 million) being contribution to employees' provident fund.

## 21. DEFERRED TAXATION

	Note	OPF		PTF	
		2020	2019 (Rupees in '000)	2020	2019
Deferred credits arising in respect of: Unrealized gain on available-for-sale investment	21.1	<u>25</u>	<u>454</u>	<u>–</u>	<u>139</u>

### 21.1 Reconciliation of deferred tax

Opening balance	454	146	139	146
Directly recognised in other comprehensive income due to unrealised gain on available-for-sale investments	(429)	308	(139)	(7)
Closing balance	<u>25</u>	<u>454</u>	<u>–</u>	<u>139</u>

## 22. CONTINGENCIES AND COMMITMENTS

### 22.1 Contingencies

There are no contingencies outstanding as at December 31, 2020.

### 22.2 Commitments

There are no commitments as at December 31, 2020.

## 23. TRANSACTIONS WITH RELATED PARTIES

Related parties comprise of directors, major share holders, key management personnel, associated companies, entities with common directors and employee retirement benefit funds. The transactions with related parties are carried out at commercial terms and conditions. The transactions and balances with related parties are as follows:

# Habib Insurance Company Limited

	2020 (Rupees in '000)	2019 (Rupees in '000)
<b>23.1 Operator's Fund</b>		
Wakala fee charged during the year	<u>7,238</u>	<u>14,654</u>
Qard-e-Hasna paid during the year	<u>25,000</u>	<u>652</u>
Qard-e-Hasna repayment received during the year	<u>18,443</u>	<u>–</u>
<b>Balances</b>		
Bank balance	<u>14,734</u>	<u>193</u>
<b>23.2 Participants' Takaful Fund</b>		
<b>Transactions</b>		
Associated companies		
- Contribution written	<u>10,808</u>	<u>6,086</u>
- Claim paid	<u>3,029</u>	<u>2,746</u>
- Profit on bank accounts	<u>1,184</u>	<u>4,004</u>
Others		
- Qard-e-Hasna received during the year	<u>25,000</u>	<u>652</u>
- Qard-e-Hasna repaid during the year	<u>18,443</u>	<u>–</u>
<b>Balances</b>		
Associated companies		
- Contribution due but unpaid	<u>7,011</u>	<u>3,889</u>
- Claim outstanding	<u>5,024</u>	<u>1,136</u>
- Bank balance	<u>64,086</u>	<u>21,133</u>
	OPF	PTF
	2020	2019
	(Rupees in '000)	
<b>24. MOVEMENT IN INVESTMENTS</b>		
<b>Available for sale</b>		
<b>As at January 01, 2019</b>	20,695	–
Additions	56,311	20,000
Disposals (sale and redemption)	(40,777)	–
Fair value net gains (excluding net realized gains)	580	481
Impairment of investments	–	–
<b>As at December 31, 2019</b>	<u>36,809</u>	<u>20,481</u>
Additions	77,927	20,370
Disposals (sale and redemption)	(78,937)	(41,844)
Fair value net gains (excluding net realized gains)	649	993
Impairment of investments	–	–
Amortisation of premium / discount	–	–
<b>As at December 31, 2020</b>	<u>36,448</u>	<u>–</u>

# Habib Insurance Company Limited

	Note	2020 (Rupees in '000)	2019
<b>25. TAXATION</b>			
<b>For the year</b>			
Current	25.1	–	1,164
Deferred		–	–
		<u>–</u>	<u>1,164</u>
<b>25.1 Relationship between tax expense and accounting profit</b>			
(Loss) / profit before taxation		<u>(3,404)</u>	<u>4,013</u>
Tax at enacted rate of 29% (2019: 29%)		<u>–</u>	<u>1,164</u>

## 26. MANAGEMENT OF TAKAFUL AND FINANCIAL RISK

The Operator issue contracts that transfer takaful risk or financial risk or both. This section summarises the takaful risks and the way the Operator manages them.

### 26.1 Takaful risk management

#### 26.1.1 Takaful risk

The risk under any takaful contract is the possibility that the insured event occurs and the uncertainty of the amount of compensation to the participant. Generally most takaful contracts carry the takaful risk for a period of one year.

The Operator's risk exposure is mitigated by employing a comprehensive framework to identify, assess, manage and monitor risk. This framework includes implementation of underwriting strategies which aim to ensure that the underwritten risks are well diversified in terms of type and amount of the risk. Adequate retakaful is arranged to mitigate the effect of the potential loss to the PTF from individual to large or catastrophic insured events. Further, the Operator adopts strict claim review policies including active management and prompt pursuing of the claims and regular detailed review of claim handling procedures and frequent investigation of possible false claims to reduce the takaful risk.

#### 26.1.2 Frequency and severity of claims

Risk associated with general takaful contracts includes the reasonable possibility of significant loss as well as the frequent occurrence of the covered events. This has been managed by having in place underwriting strategy, retakaful arrangements and proactive claim handling procedures.

The retakaful arrangements against major risk exposure include excess of loss, quota share, surplus arrangements and catastrophic coverage. The objective of having such arrangements is to mitigate adverse impacts of severe losses on PTF's net retentions.

#### 26.1.3 Uncertainty in the estimation of future claim payments

Claims on takaful contracts are payable on a claim occurrence basis. The PTF is liable for all covered events that occur during the term of the takaful contracts respectively, including the event reported after the expiry of the takaful contract term.

An estimated amount of the claim is recorded immediately on the intimation to the Operator. The estimation of the amount is based on management judgement or preliminary assessment by the independence surveyor appointed for the purpose. The initial estimates include expected settlement cost of the claims. Provision for IBNR claims is determined based on actuary advice and is estimated using Chain Ladder (CL) methodology. The Chain Ladder (CL) Method involves determination of development factors or link ratios for each period. These are then subsequently combined to determine Cumulative Development Factor (CDF) which represents the extent of future development of claims to reach their ultimate level.

# Habib Insurance Company Limited

There are several variable factors which affect the amount and timing of recognised claim liabilities. The Operator takes all reasonable measures to mitigate the factors affecting the amount and timing of claim settlements. However, uncertainty prevails with estimated claim liabilities and it is likely that final settlement of these liabilities may be different from initial recognised amount. Outstanding claims are reviewed on a periodic basis.

## 26.1.4 Key assumptions

The process used to determine the assumptions for calculating the outstanding claim reserve is intended to result in neutral estimates of the most likely or expected income. The nature of the business makes it very difficult to predict with certainty the likely outcome of any particular claim and the ultimate cost of notified claims. Each notified claim is assessed on a separate case to case basis with due regard to the claim circumstances, information available from surveyors and historical evidence of the size of similar claims. Core estimates are reviewed regularly and are updated as and when new information is available.

The principal assumption underlying the liability estimation of IBNR and Contribution Deficiency Reserves is that the PTF's future claim development will follow similar historical pattern for occurrence and reporting. The management uses qualitative judgement to assess the extent to which past occurrence and reporting pattern will not apply in future. The judgement includes external factors e.g. treatment of one-off occurrence claims, changes in market factors, economic conditions, etc.

The estimation of IBNR is generally subject to a greater degree of uncertainty than the estimation of the cost of settling claims already notified to the Operator, in which case information about the claim event is available. IBNR provisions are initially estimated at a gross level and a separate calculation is carried out to estimate the size of the reinsurance recoveries. The estimation process takes into account the past claims reporting pattern and details of reinsurance programs.

The details of estimation of outstanding claims (including IBNR) are given under note 3.4.

## 26.1.5 Sensitivity analysis

The risks associated with the takaful contracts are complex and subject to a number of variables which complicate quantitative sensitivity analysis. The Operator makes various assumptions and techniques based on past claims development experience. This includes indications such as average claims cost, ultimate claims numbers and expected loss ratios. The Operator considers that the liability for claims recognised in the balance sheet is adequate. However, actual experience may differ from the expected outcome.

The claim liabilities are sensitive to the incidence of covered events and severity / size of claims. As the Operator enters into short term takaful contracts, it does not assume any significant impact of changes in market conditions on unexpired risks. However, some results of sensitivity testing are set out below, showing the impact on profit before tax net of retakaful. The impact of 10 % increase / decrease in incidence of covered events on gross claim liabilities, underwriting results, net claim liabilities, profit before tax and shareholder's equity is as follows:

	2020		2019	
	Underwriting results	Fund balance (Rupees in '000)	Underwriting results	Fund balance
<b>Average claim cost</b>				
Fire and property	3,458	2,421	742	519
Marine and transport	790	553	350	245
Motor	3,882	2,717	1,375	963
Other classes	185	129	218	152
	<u>8,315</u>	<u>5,820</u>	<u>2,685</u>	<u>1,879</u>

# Habib Insurance Company Limited

## 26.1.6 Concentration of risk

To optimise benefits from the principle of average and law of large numbers, geographical spread of risk is of extreme importance. There are a number of parameters which are significant in assessing the accumulation of risk with reference to the geographical location, the most important of which is risk survey.

Risk surveys are carried out on a regular basis for the evaluation of physical hazards associated with the insured property.

The adequate event limit is a multiple of the treaty capacity or the primary recovery from excess of loss treaty, which is very much in line with the risk management philosophy of the Operator.

Retakaful ceded does not relieve the Operator from its obligation towards participants and, as a result the Operator remains liable for the portion of outstanding claims retakaful to the extent that retakaful operator fails to meet the obligation under the retakaful agreements.

The Operator minimises its exposure to significant losses by obtaining retakaful from a number of retakaful, who are dispersed over several geographical regions.

The concentration of risk by type of contracts based on single risk with maximum exposure is summarised below:

	2020		
	Gross sum covered	Retakaful (Rupees in '000)	Net
Fire and property	762,696	732,696	30,000
Marine and transport	297,314	284,867	12,447
Motor	26,000	24,500	1,500
Other classes	144,634	108,476	36,158
	<u>1,230,644</u>	<u>1,150,539</u>	<u>80,105</u>
	2019		
	Gross sum covered	Retakaful (Rupees in '000)	Net
Fire and property	1,030,551	1,011,795	18,756
Marine and transport	680,064	672,441	7,623
Motor	26,000	24,500	1,500
Other classes	35,116	26,337	8,779
	<u>1,771,731</u>	<u>1,735,073</u>	<u>36,658</u>

## 27. FINANCIAL RISK MANAGEMENT

The Board of Directors of the Operator has overall responsibility for the establishment and oversight of the Operator's risk management framework. The Operator has exposure to the following risks from its use of financial instruments:

- Credit risk
- Liquidity risk
- Market risk

### Risk management framework

The Operator's risk management policies are established to identify and analyse the risks faced by the Operator, to set appropriate risk limits and controls, and to monitor risks and adherence to limits. Risk management policies and systems are reviewed regularly to reflect changes in market conditions and the Operator's activities.

# Habib Insurance Company Limited

## 28. SEGMENT INFORMATION

### 28.1 Participants' Takaful Fund

	2020				Aggregate
	Fire and property	Marine and transport	Motor	Other classes	
	(Rupees in '000)				
Contribution receivable (inclusive of federal excise duty and administrative surcharge)	58,319	21,185	79,814	8,145	167,463
Less: Federal Excise Duty	(7,255)	(2,477)	(9,389)	(761)	(19,882)
Federal Insurance Fee	(498)	(184)	(676)	(54)	(1,412)
Gross written contribution (inclusive of administrative surcharge)	<u>50,566</u>	<u>18,524</u>	<u>69,749</u>	<u>7,330</u>	<u>146,169</u>
Wakala fees	(4,845)	(1,774)	(6,681)	(702)	(14,002)
Takaful contribution earned	43,185	16,430	49,017	4,532	113,164
Takaful contribution ceded to retakaful operators	(35,879)	(13,265)	(6,996)	(3,673)	(59,813)
Net takaful contribution	<u>2,461</u>	<u>1,391</u>	<u>35,340</u>	<u>157</u>	<u>39,349</u>
Retakaful rebate	6,328	2,891	91	761	10,071
<b>Net underwriting income</b>	<u>8,789</u>	<u>4,282</u>	<u>35,431</u>	<u>918</u>	<u>49,420</u>
Takaful claims	(34,581)	(7,899)	(38,820)	(1,849)	(83,149)
Takaful claims recovered from retakaful	31,289	6,738	14,100	1,458	53,585
<b>Net claims</b>	<u>(3,292)</u>	<u>(1,161)</u>	<u>(24,720)</u>	<u>(391)</u>	<u>(29,564)</u>
Surplus before investment income	5,497	3,121	10,711	527	19,856
Provision for impairment					(1,564)
Net investment income	528	300	1,030	51	1,909
Profit on bank balances					1,184
Surplus transferred to balance of PTF	<u>6,025</u>	<u>3,421</u>	<u>11,741</u>	<u>578</u>	<u>21,385</u>
Segment assets	59,781	22,744	67,854	6,274	156,653
Unallocated assets					65,913
<b>Total assets</b>					<u>222,566</u>
Segment liabilities	77,000	29,296	87,400	8,081	201,777
Unallocated liabilities					3,756
<b>Total liabilities</b>					<u>205,533</u>
<b>28.2 Operator's Fund</b>					
Wakala fee	5,343	2,033	6,065	561	14,002
Commission expense	(6,594)	(2,357)	(2,541)	(501)	(11,993)
Management expenses	(1,916)	(702)	(2,645)	(278)	(5,541)
<b>Underwriting result</b>	<u>(3,167)</u>	<u>(1,026)</u>	<u>879</u>	<u>(218)</u>	<u>(3,532)</u>
Investment income					4,588
Direct expenses					(4,816)
Loss before taxation					(3,760)
Profit on bank balance					356
Loss after tax for the period					<u>(3,404)</u>
Segment assets	3,063	1,166	3,477	322	8,028
Unallocated assets					62,603
<b>Total assets</b>					<u>70,631</u>
Segment liabilities	3,344	1,273	3,797	351	8,765
Unallocated liabilities					15,145
<b>Total liabilities</b>					<u>23,910</u>

# Habib Insurance Company Limited

## SEGMENT INFORMATION

### Participants' Takaful Fund

	2019				Aggregate
	Fire and property	Marine and transport	Motor	Other classes	
	(Rupees in '000)				
Contribution receivable (inclusive of federal excise duty and administrative surcharge)	43,162	15,929	37,892	1,928	98,911
Less: Federal Excise Duty	(5,503)	(1,925)	(4,495)	(245)	(12,168)
Federal Insurance Fee	(373)	(138)	(331)	(17)	(859)
Gross written contribution (inclusive of administrative surcharge)	37,286	13,866	33,066	1,666	85,884
Wakala fees	(6,362)	(2,366)	(5,642)	(284)	(14,654)
Takaful contribution earned	25,249	11,950	21,258	1,045	59,502
Takaful contribution ceded to retakaful operators	(21,391)	(9,752)	(8,339)	(870)	(40,352)
Net takaful contribution	(2,504)	(168)	7,277	(109)	4,496
Retakaful rebate	3,652	2,045	85	194	5,976
<b>Net underwriting income</b>	1,148	1,877	7,362	85	10,472
Takaful claims	(7,417)	(3,499)	(13,750)	(2,175)	(26,841)
Takaful claims recovered from retakaful	6,284	2,862	850	1,665	11,661
<b>Net claims</b>	(1,133)	(637)	(12,900)	(510)	(15,180)
Surplus before investment income	15	1,240	(5,538)	(425)	(4,708)
Surplus transferred to balance of PTF	15	1,240	(5,538)	(425)	(4,708)
Segment assets	35,698	16,895	30,055	1,477	84,125
Unallocated assets					42,506
<b>Total assets</b>					126,631
Segment liabilities	45,534	21,550	38,336	1,885	107,305
Unallocated liabilities					23,336
<b>Total liabilities</b>					130,641
<b>Operator's Fund</b>					
Wakala fee	6,219	2,943	5,235	257	14,654
Commission expense	(3,408)	(1,665)	(658)	(171)	(5,902)
Management expenses	(2,044)	(761)	(1,815)	(91)	(4,711)
<b>Underwriting result</b>	767	517	2,762	(5)	4,041
Investment income					2,112
Profit on bank balance					2,458
Direct expenses					(4,598)
Profit before taxation					4,013
Income tax expense					(1,164)
Profit after tax for the period					2,849
Segment assets	1,749	828	1,473	72	4,122
Unallocated assets					62,213
<b>Total assets</b>					66,335
Segment liabilities	4,463	2,112	3,758	185	10,518
Unallocated liabilities					5,626
<b>Total liabilities</b>					16,144

# Habib Insurance Company Limited

## 29 MANAGEMENT OF INSURANCE AND FINANCIAL RISK

Insurance and financial risk management objectives and policies are consistent with those disclosed in financial statements for the year ended December 31, 2019.

### 29.1 Credit risk

Credit risk is the risk that arises with the possibility that one party to a financial instrument will fail to discharge its obligation and cause the other party to incur a financial loss. The Operator attempts to control credit risk by monitoring credit exposures by undertaking transactions with a large number of counterparties in various industries and by continually assessing the credit worthiness of counterparties.

#### 29.1.1 Management of credit risk

The Operator's policy is to enter into financial contracts in accordance with the guidelines set by the Board of Directors. Credit risk is managed and controlled by the management of the Operator in the following manner:

- Credit rating and / or credit worthiness of the counter party is taken into account along with the financial background so as to minimize the risk of default. Collaterals are obtained wherever appropriate / relevant.
- The risk of counterparty exposure due to failed agreements causing a loss to the Operator is mitigated by a periodic review of the credit ratings, financial statements, credit worthiness, etc. on a regular basis and makes provision against those balances considered doubtful of recovery.
- Loans given to employees are deductible from the salary of the employees.
- Cash is held with reputable banks only.

To reduce the credit risk the management continuously reviews and monitors the credit exposure towards the policyholders and other insurers/reinsurers and makes provision against those balances considered doubtful of recovery.

#### 29.1.2 Exposure to credit risk

In summary, compared to the amount included in statement of assets and liabilities, the maximum exposure to credit risk as at December 31, 2020 is as follows:

	2020			
	OPF		PTF	
	Balance as per the financial statement	Maximum exposure	Balance as per the financial statement	Maximum exposure
	(Rupees in '000)			
Other receivables including Qard-e-Hasna to PTF	10,209	10,209	448	448
Takaful / retakaful receivable	-	-	75,486	75,486
Bank balances	14,734	14,734	65,463	65,463
	<u>24,943</u>	<u>24,943</u>	<u>141,397</u>	<u>141,397</u>
	2019			
	OPF		PTF	
	Balance as per the financial statement	Maximum exposure	Balance as per the financial statement	Maximum exposure
	(Rupees in '000)			
Other receivables including Qard-e-Hasna to PTF	24,911	24,911	334	334
Takaful / retakaful receivable	-	-	42,277	42,277
Bank balances	193	193	21,038	21,038
	<u>25,104</u>	<u>25,104</u>	<u>63,649</u>	<u>63,649</u>

# Habib Insurance Company Limited

## 29.1.3 Past due / impaired assets

Age analysis of contribution due but unpaid at the reporting date was:

	2020		2019	
	Gross (Rupees in '000)	Impairment	Gross (Rupees in '000)	Impairment
Upto 1 year	32,603	–	13,917	–
Over 1 year	2,145	1,564	11,019	–
Total	<u>34,748</u>	<u>1,564</u>	<u>24,936</u>	<u>–</u>

## 29.1.4 Credit Rating and Collateral

The credit quality of Operator's bank balances can be assessed with reference to external credit rating as follows:

Rating Long term	Rating Agency	OTF	PTF	OTF	PTF
		December 31, 2020 (Rupees in '000)		December 31, 2019 (Rupees in '000)	
AA+	PACRA	<u>14,734</u>	<u>65,463</u>	<u>193</u>	<u>21,038</u>

The Operator enters into re-takaful / co-takaful arrangements with re-takaful / other takaful operators having sound credit ratings accorded by reputed credit rating agencies. The Operator is required to comply with the requirements of circular no. 32 / 2009 dated October 27, 2009 issued by SECP which requires an insurance company to place at least 80% of their outward treaty cessions with reinsurers rated 'A' or above by Standard & Poors with the balance being placed with entities rated at least 'BBB' by reputable ratings agency. An analysis of re-takaful assets relating to outward treaty cessions recognised by the rating of the entity from which it relates is as follows:

	Rating	PTF	
		2020 (Rupees in '000)	2019 (Rupees in '000)
Prepaid re-takaful ceded	A or above	<u>32,671</u>	<u>20,810</u>

## 29.1.5 Concentration of credit risk

Concentration of credit risk arises when a number of counterparties have a similar type of business activities. As a result, any change in economic, political or other conditions would effect their ability to meet contractual obligations in similar manner. The Operator manages concentration of credit risk through diversification of activities among individuals, groups and industry segments.

Sector-wise analysis of contribution due but unpaid at the reporting date was:

	PTF 2020		PTF 2019	
	(Rupees in '000)	%	(Rupees in '000)	%
Automobiles	6,449	19.43	200	1.00
Banks, modaraba and leasing	5,067	15.27	11,028	44.00
Textile and composite	2,229	6.72	2,119	9.00
Chemicals and allied industries	961	2.90	562	2.00
Glass, ceramics and tiles	–	0.00	289	1.00
Cable, engineering and steel	4,111	12.39	4,824	19.00
Food and confectionary	287	0.86	927	4.00
Fuel and energy	5	0.02	–	0.00
Sugar	1,668	5.03	–	0.00
Pharmaceuticals	650	1.96	489	2.00
Others	11,757	35.43	4,498	18.00
	<u>33,184</u>	<u>100.00</u>	<u>24,936</u>	<u>100.00</u>

# Habib Insurance Company Limited

## 29.1.6 Settlement risk

The Operator's activities may give rise to risk at the time of settlement of transactions. Settlement risk is the risk of loss due to the failure of an entity to honor its obligations to deliver cash, securities or other assets as contractually agreed on sale.

This risk is addressed more or less in accordance with the parameters set out in the credit risk management above.

## 29.2 Liquidity risk

Liquidity risk is the risk that the Operator will encounter difficulty in meeting its financial obligations as they fall due. Liquidity risk arises because of the possibility that the Operator could be required to pay its liabilities earlier than expected or may face difficulty in raising funds to meet commitments associated with financial liabilities as they fall due.

### 29.2.1 Management of liquidity risk

The Operator's approach to managing liquidity is to ensure, as far as possible, that it will always have sufficient liquidity to meet its liabilities when due, under both normal and stressed conditions, without incurring unacceptable losses or risking damage to the Operator's reputation. Due to nature of the business, the Operator maintains flexibility in funding by maintaining committed credit lines available. The Operator's liquidity management involves projecting cash flows and considering the level of liquid assets necessary to fulfil its obligation; monitoring balance sheet liquidity ratios against internal and external requirements and maintaining debt financing plans.

### 29.2.2 Maturity analysis for financial assets and liabilities

The table below analyses the Operator's financial liabilities into relevant maturity groupings based on the remaining period at the balance sheet date to maturity date and represents the undiscounted cash flows. The amounts in the table are the gross nominal undiscounted cash flows (including interest payments):

	2020						
	Interest/ Markup bearing			Non-Interest/ Non-markup bearing			Total
	Maturity upto one year	Maturity after one year	Sub Total	Maturity upto one year (Rupees in '000)	Maturity after one year	Sub Total	
<b>OPF</b>							
<b>FINANCIAL ASSETS</b>							
Investments							
Equity securities	-	-	-	36,448	-	36,448	36,448
Loans and other receivables	-	-	-	10,209	-	10,209	10,209
Cash and bank	14,734	-	14,734	-	-	-	14,734
As at December 31, 2020	14,734	-	14,734	46,657	-	46,657	61,391
<b>FINANCIAL LIABILITIES</b>	-	-	-	-	-	-	-
	2019						
	Interest/ Markup bearing			Non-Interest/ Non-markup bearing			
	Maturity upto one year	Maturity after one year	Sub Total	Maturity upto one year (Rupees in '000)	Maturity after one year	Sub Total	Total
<b>OPF</b>							
<b>FINANCIAL ASSETS</b>							
Investments							
Equity securities	-	-	-	36,809	-	36,809	36,809
Loans and other receivables	-	-	-	24,911	-	24,911	24,911
Cash and bank	193	-	193	-	-	-	193
As at December 31, 2019	193	-	193	61,720	-	61,720	61,913
<b>FINANCIAL LIABILITIES</b>	-	-	-	-	-	-	-

# Habib Insurance Company Limited

PTF	2020						
	Interest/ Markup bearing			Non-Interest/ Non-markup bearing			Total
	Maturity upto one year	Maturity after one year	Sub Total	Maturity upto one year (Rupees in '000)	Maturity after one year	Sub Total	
<b>FINANCIAL ASSETS</b>							
Loans and other receivables	-	-	-	448	-	448	448
Takaful / retakaful receivables	-	-	-	75,486	-	75,486	75,486
Retakaful recoveries against outstanding claims	-	-	-	39,731	-	39,731	39,731
Cash and bank	65,465	-	65,465	-	-	-	65,465
As at December 31, 2020	65,465	-	65,465	115,665	-	115,665	181,130
<b>FINANCIAL LIABILITIES</b>							
Contribution received in advance	-	-	-	5,787	-	5,787	5,787
Outstanding claims including IBNR	-	-	-	59,783	-	59,783	59,783
Takaful / retakaful payables	-	-	-	44,684	-	44,684	44,684
As at December 31, 2020	-	-	-	110,254	-	110,254	110,254
	2019						
PTF	Interest/ Markup bearing			Non-Interest/ Non-markup bearing			Total
	Maturity upto one year	Maturity after one year	Sub Total	Maturity upto one year (Rupees in '000)	Maturity after one year	Sub Total	
<b>FINANCIAL ASSETS</b>							
Investments							
Equity securities	-	-	-	20,481	-	20,481	20,481
Loans and other receivables	-	-	-	334	-	334	334
Takaful / retakaful receivables	-	-	-	42,277	-	42,277	42,277
Retakaful recoveries against outstanding claims	-	-	-	10,521	-	10,521	10,521
Cash and bank	21,133	-	21,133	-	-	-	21,133
As at December 31, 2019	21,133	-	21,133	73,613	-	73,613	94,746
<b>FINANCIAL LIABILITIES</b>							
Contribution received in advance	-	-	-	1,802	-	1,802	1,802
Outstanding claims including IBNR	-	-	-	17,825	-	17,825	17,825
Takaful / retakaful payables	-	-	-	38,422	-	38,422	38,422
As at December 31, 2019	-	-	-	58,049	-	58,049	58,049

## 29.3 Market risk

Market risk is the risk that changes in market prices, such as interest rates, equity prices, foreign exchange rates and credit spreads (not relating to changes in the obligor's / issuer's credit standing) will effect the Operator's income or the value of its holdings of financial instruments. The objective of market risk management is to manage and control market risk exposures within acceptable parameters, while optimising the return on risk.

The Operator is exposed to interest rate risk, currency risk and other price risk.

### 29.3.1 Interest rate risk

Interest rate risk is the risk that the fair value or future cash flows of a financial instrument will fluctuate because of changes in market interest rates. Interest rate exposure arises from balances held in profit and loss sharing accounts with reputable banks and government securities. The Operator limits interest rate risk by monitoring changes in interest rates. Other risk management procedures are the same as those mentioned in the credit risk management.

# Habib Insurance Company Limited

## 29.3.1.1 Sensitivity analysis

At the balance sheet date the interest rate profile of the Operator's interest-bearing financial instrument are as follows:

	OPF		OPF	
	2020		2019	
	Effective interest rate in %	(Rupees in '000)	Effective interest rate in %	(Rupees in '000)
<b>Financial assets</b>				
Assets subject to variable rate				
- Bank balances	9.25%	14,734	9.25%	193

	PTF		PTF	
	2020		2019	
	Effective interest rate in %	(Rupees in '000)	Effective interest rate in %	(Rupees in '000)
<b>Financial assets</b>				
Assets subject to variable rate				
- Bank balances	9.25%	65,463	9.25%	21,038

### Fair value sensitivity analysis for fixed rate instruments

The Operator does not account for any fixed rate financial assets at fair value through profit and loss. Therefore, a change in interest rates at the reporting date would not affect profit and loss account and Fund of the Operator.

### Cash flow sensitivity analysis for variable rate instruments

The Operator is exposed to cash flow interest rate risk in respect of its balances with profit and loss sharing account with banks. A hypothetical change of 100 basis points in interest rates at the reporting date would have decreased / (increased) profit for the year by the amounts shown below.

It is assumed that the changes occur immediately and uniformly to each category of instrument containing interest rate risk. Variations in market interest rates could produce significant changes at the time of early repayments. For these reasons, actual results might differ from those reflected in the details specified below. The analysis assumes that all other variables remain constant.

	2020		2019	
	Profit and loss 100 bps		Profit and loss 100 bps	
	OPF		OPF	
	Increase (Rupees in '000)	Decrease (Rupees in '000)	Increase (Rupees in '000)	Decrease (Rupees in '000)
Cash flow sensitivity	1,473	(1,473)	19	(19)
	PTF		PTF	
	Increase (Rupees in '000)	Decrease (Rupees in '000)	Increase (Rupees in '000)	Decrease (Rupees in '000)
Cash flow sensitivity	6,547	(6,547)	2,113	(2,113)

# Habib Insurance Company Limited

## Exposure to interest rate risk

A summary of the Operator's interest rate gap position, categorised by the earlier of contractual re-pricing or maturity date, is as follows:

		OPF			
		2020			
Mark-up / return (%)	less than 1 year	1 year to 5 years (Rupees in '000)	More than 5 years	Total	
<b>Assets</b>					
Bank balance	9.25%	14,734	–	–	14,734
<b>Total assets</b>		14,734	–	–	14,734
<b>Liabilities</b>					
	–	–	–	–	–
<b>Total interest sensitivity gap</b>		14,734	–	–	14,734
		OPF			
		2019			
Mark-up / return (%)	less than 1 year	1 year to 5 years (Rupees in '000)	More than 5 years	Total	
<b>Assets</b>					
Bank balance	9.25%	193	–	–	193
<b>Total assets</b>		193	–	–	193
<b>Liabilities</b>					
	–	–	–	–	–
<b>Total interest sensitivity gap</b>		193	–	–	193
		PTF			
		2020			
Mark-up / return (%)	less than 1 year	1 year to 5 years (Rupees in '000)	More than 5 years	Total	
<b>Assets</b>					
Bank balance	9.25%	65,463	–	–	65,463
<b>Total assets</b>		65,463	–	–	65,463
<b>Liabilities</b>					
	–	–	–	–	–
<b>Total interest sensitivity gap</b>		65,463	–	–	65,463
		PTF			
		2019			
Mark-up / return (%)	less than 1 year	1 year to 5 years (Rupees in '000)	More than 5 years	Total	
<b>Assets</b>					
Bank balance	9.25%	21,038	–	–	21,038
<b>Total assets</b>		21,038	–	–	21,038
<b>Liabilities</b>					
	–	–	–	–	–
<b>Total interest sensitivity gap</b>		21,038	–	–	21,038

# Habib Insurance Company Limited

## 29.3.2 Price risk

Price risk represents the risk that the fair value of a financial instrument will fluctuate because of changes in the market prices (other than those arising from interest / mark up rate risk or currency risk), whether those changes are caused by factors specific to the individual financial instrument or its issuer, or factors affecting all or similar financial instruments traded in the market. the Operator is not exposed to any price risk at the balance sheet date as it has no financial instrument that is linked to market price.

## 29.3.3 Foreign currency risk

Foreign currency risk is the risk that the fair value or future cash flows of financial instruments will fluctuate because of changes in foreign exchange rates. The Operator, at present is not materially exposed to currency risk as majority of the transactions are carried out in Pak Rupees.

## 29.4 Fund management

The Operator's objective when managing capital is to safe guard the Operator's ability to continue as a going concern so that it can continue to provide returns for shareholders and benefits for other stakeholders and to maintain a strong capital base to support the sustained development of its businesses.

The Operator manages its fund structure by monitoring return on net assets and makes adjustments to it in the light of changes in economic conditions.

## 30. FAIR VALUE OF FINANCIAL INSTRUMENTS

IFRS 13 defines fair value as an exit price. Fair value is the price that would be received to sell an asset or paid to transfer a liability in an orderly transaction between market participants at the measurement date.

All assets and liabilities for which fair value is measured or disclosed in the financial statements are categorised with in the fair value hierarchy, described as follows, based on the lowest level input that is significant to the fair value measurement as a whole:

The following table shows financial instruments recognized at fair value, analysed between those whose fair value is based on:

**Level 1:** Quoted (unadjusted) market prices in active markets for identical assets or liabilities;

**Level 2:** Valuation techniques for which the lowest level input that in significant to the fair value measurement is directly or indirectly observable.

**Level 3:** Valuation techniques for which the lowest level input that is significant to the fair value.

Following are the assets where fair value is only disclosed and different from their carrying value.

# Habib Insurance Company Limited

Following are the assets where fair value is only disclosed and different from their carrying value.

	2020					Fair value measurement using		
	Available for sale	Loans & receivable	Other financial assets	Other financial liabilities	Total	Level 1	Level 2	Level 3
	(Rupees in '000)							
<b>Financial assets measured at fair value</b>								
Investments								
Mutual fund units	-	36,448	-	-	36,448	-	36,448	-
<b>Financial assets not measured at fair value</b>								
Loans and other receivables	-	-	10,657	-	10,657	-	-	-
Retakaful recoveries against outstanding claims	-	39,731	-	-	39,731	-	-	-
Cash and bank balances	-	-	80,199	-	80,199	-	-	-
	-	76,179	90,856	-	167,035	-	36,448	-
<b>Financial liabilities not measured at fair value</b>								
Outstanding claims including IBNR	-	-	-	(59,783)	(59,783)	-	-	-
Contribution received in advance	-	-	-	(5,787)	(5,787)	-	-	-
Takaful / retakaful payables	-	-	-	(44,684)	(44,684)	-	-	-
Other creditors and accruals	-	-	-	(18,853)	(18,853)	-	-	-
	-	76,179	90,856	(129,107)	37,928	-	36,448	-
<b>2019</b>								
	2019					Fair value measurement using		
	Available for sale	Loans & receivable	Other financial assets	Other financial liabilities	Total	Level 1	Level 2	Level 3
	(Rupees in '000)							
<b>Financial assets measured at fair value</b>								
Investments								
Mutual fund units	-	57,290	-	-	57,290	-	57,290	-
<b>Financial assets not measured at fair value</b>								
Loans and other receivables	-	-	25,245	-	25,245	-	-	-
Retakaful recoveries against outstanding claims	-	10,521	-	-	10,521	-	-	-
Cash and bank balances	-	-	21,326	-	21,326	-	-	-
	-	67,811	46,571	-	114,382	-	57,290	-
<b>Financial liabilities not measured at fair value</b>								
Outstanding claims including IBNR	-	-	-	(17,825)	(17,825)	-	-	-
Contribution received in advance	-	-	-	(1,802)	(1,802)	-	-	-
Takaful / retakaful payables	-	-	-	(38,422)	(38,422)	-	-	-
Other creditors and accruals	-	-	-	(27,969)	(27,969)	-	-	-
	-	67,811	46,571	(86,018)	28,364	-	57,290	-

The carrying values of remaining financial assets and liabilities reflected in these financial statements approximate to their fair value.

# Habib Insurance Company Limited

## 31. CORRESPONDING FIGURES

The General Takaful Accounting Regulations 2019 have introduced certain presentation and classification requirements for the elements of financial statements. Accordingly, the corresponding figures have been rearranged and reclassified wherever considered necessary to comply with the requirement of General Takaful Accounting Regulations, 2019.

Following major reclassifications have been made during the period other than disclosed elsewhere in these financial statements.

<b>Reclassified from</b>	<b>Reclassified to</b>	<b>OPF</b> (Rupees in '000)	<b>PTF</b>
Loan and other receivables	Receivable from OTF	–	5,011
Other creditors and accrual	Payable to PTF	5,011	–

## 32. GENERAL

Figures have been rounded off to the nearest Thousand Rupees.

## 33. DATE OF AUTHORIZATION FOR ISSUE

These financial statements have been authorised for issue on March 31, 2021 by the Board of Directors.

RAFIQ M. HABIB  
*Chairman*

MANSOOR G. HABIB  
*Director*

AUN MOHAMMAD A. HABIB  
*Director*

SHABBIR GULAMALI  
*Chief Executive*

MURTAZA HUSSAIN  
*Chief Financial Officer*

# Habib Insurance Company Limited

## Pattern of Shareholding as at December 31, 2020

Number of Shareholders	Shareholdings' Slab			Total Shares Held
949	1	to	100	13,499
283	101	to	500	85,987
185	501	to	1000	146,151
439	1001	to	5000	1,190,746
149	5001	to	10000	1,101,250
104	10001	to	15000	1,300,700
52	15001	to	20000	937,880
35	20001	to	25000	827,506
30	25001	to	30000	832,339
13	30001	to	35000	426,783
13	35001	to	40000	494,115
15	40001	to	45000	639,498
13	45001	to	50000	643,560
6	50001	to	55000	307,010
4	55001	to	60000	233,063
21	60001	to	65000	1,308,775
3	65001	to	70000	203,046
3	70001	to	75000	213,742
3	75001	to	80000	233,327
5	80001	to	85000	410,328
6	85001	to	90000	524,784
3	90001	to	95000	281,092
9	95001	to	100000	889,772
1	100001	to	105000	100,142
2	105001	to	110000	213,388
3	110001	to	115000	336,486
2	115001	to	120000	232,573
7	120001	to	125000	866,986
2	125001	to	130000	254,144
6	130001	to	135000	787,533
3	135001	to	140000	414,703
2	140001	to	145000	286,542
2	145001	to	150000	299,840
3	150001	to	155000	462,240
3	155001	to	160000	470,654
2	160001	to	165000	323,023
2	165001	to	170000	333,712
3	170001	to	175000	516,288
3	185001	to	190000	558,110
3	190001	to	195000	575,756
3	195001	to	200000	598,897
4	205001	to	210000	832,708
7	220001	to	225000	1,563,278
3	225001	to	230000	681,296
2	235001	to	240000	475,000
2	240001	to	245000	482,361
9	245001	to	250000	2,234,263
1	250001	to	255000	250,058
2	255001	to	260000	519,500
1	265001	to	270000	267,317
1	270001	to	275000	270,885
1	275001	to	280000	275,863
2	280001	to	285000	564,196
1	300001	to	305000	300,183
3	305001	to	310000	925,353
1	320001	to	325000	321,696
3	330001	to	335000	994,060
2	340001	to	345000	685,604
1	345001	to	350000	348,986
1	355001	to	360000	357,992
1	375001	to	380000	376,893
1	385001	to	390000	387,848
1	410001	to	415000	410,721
1	420001	to	425000	420,300
1	430001	to	435000	432,318
3	445001	to	450000	1,344,016

# Habib Insurance Company Limited

## Pattern of Shareholding as at December 31, 2020

Number of Shareholders	Shareholdings' Slab			Total Shares Held
1	480001	to	485000	481,010
1	490001	to	495000	493,416
1	495001	to	500000	500,000
1	500001	to	505000	505,000
1	520001	to	525000	524,175
1	525001	to	530000	526,915
2	540001	to	545000	1,084,444
1	590001	to	595000	591,650
2	600001	to	605000	1,205,543
2	615001	to	620000	1,238,710
1	620001	to	625000	620,360
1	625001	to	630000	625,654
1	630001	to	635000	633,270
1	665001	to	670000	666,091
1	690001	to	695000	693,695
1	700001	to	705000	703,546
1	705001	to	710000	707,263
1	710001	to	715000	712,500
1	735001	to	740000	736,117
1	740001	to	745000	743,246
1	755001	to	760000	757,323
1	770001	to	775000	774,830
1	800001	to	805000	800,219
1	805001	to	810000	809,452
1	810001	to	815000	813,114
1	815001	to	820000	817,570
1	840001	to	845000	841,785
3	880001	to	885000	2,648,592
1	925001	to	930000	927,692
1	930001	to	935000	930,194
1	990001	to	995000	990,198
1	995001	to	1000000	1,000,000
1	1005001	to	1010000	1,006,162
1	1025001	to	1030000	1,028,157
1	1060001	to	1065000	1,064,758
2	1085001	to	1090000	2,177,874
1	1090001	to	1095000	1,092,797
2	1135001	to	1140000	2,275,246
1	1195001	to	1200000	1,200,000
1	1205001	to	1210000	1,208,386
1	1215001	to	1220000	1,219,590
1	1225001	to	1230000	1,227,082
1	1245001	to	1250000	1,248,800
1	1395001	to	1400000	1,399,918
1	1515001	to	1520000	1,516,829
1	1610001	to	1615000	1,610,364
1	1810001	to	1815000	1,813,828
1	1875001	to	1880000	1,877,462
1	2350001	to	2355000	2,353,618
1	2410001	to	2415000	2,414,237
1	2720001	to	2725000	2,721,386
1	2990001	to	2995000	2,994,651
1	4975001	to	4980000	4,979,761
1	5360001	to	5365000	5,363,772
1	5415001	to	5420000	5,419,516
1	5735001	to	5740000	5,735,396
1	6220001	to	6225000	6,222,926
2514				123,874,755

Categories of Shareholders	Numbers	Shares Held	Percentage
1. Individuals	2,485	88,435,097	71.39
2. Insurance companies	6	6,959,591	5.62
3. Charitable trusts	12	19,212,555	15.51
4. Government institutions	1	30	0.00
5. Foreign investors	10	9,267,482	7.48
	2,514	123,874,755	100.00

# Habib Insurance Company Limited

## Pattern of Shareholding as at December 31, 2020

### Additional Information

Shareholders' Category	Number of shareholders/ folios	Number of shares held
<b>Associated Companies, undertakings and related parties</b>		
Thal Limited	1	5,735,396
IBDL (ICP Unit)	1	30
<b>Directors</b>		
Mr. Rafiq Habib	1	166,856
Mr. Abbas D. Habib	3	890,808
Mr. Mansoor G. Habib	1	5,000
Mr. Muhammad Hyder Habib	2	534,183
Mr. Qumail R. Habib	2	588,675
Mr. Aun Mohammad A. Habib	1	1,190,194
Mr. Shahid Ghaffar	1	2,000
Mr. Ali Fadoo	1	2,000
Ms. Maleeha Humayun Bangash	1	2,000
<b>Directors and their spouse(s) and minor children</b>		
Mrs. Jamila Rafiq w/o Mr. Rafiq M. Habib	3	1,116,797
Mrs. Niamat-e-Fatima w/o Mr. Abbas D. Habib	1	20,877
Ms. Farah Fatima Habib w/o Mr. Muhammad Hyder Habib	2	392,340
<b>Banks, Development Financial Institutions, Non-Banking Finance Institutions</b>		
	7	7,259,774
<b>Individuals/ Others</b>		
	2,462	71,264,862
<b>Charitable Trusts, Societies and Government Institutions</b>		
	12	19,212,555
<b>Foreign Investors</b>		
	10	9,267,482
<b>Shareholders holding 5% or more</b>		
	1	6,222,926
	2,514	123,874,755

# Habib Insurance Company Limited

## Notice of Annual General Meeting

NOTICE is hereby given that the 78th Annual General Meeting of the Shareholders of the Company will be held on Thursday, April 29, 2021 at 12:00 noon to transact the following business. Due to the current situation caused by COVID-19 pandemic, shareholders shall be entitled to attend the meeting through video conference facility managed by the Company as per instructions given in the notes section.

### Ordinary Business

1. To receive, consider and adopt the Annual Audited Financial Statements of the Company for the year ended December 31, 2020 together with the Directors' and Auditors' Report thereon.
2. To consider and approve payment of cash dividend @ 10% i.e., Rs. 0.50 per share of Rs. 5/- each for the year ended December 31, 2020 as recommended by the Board of Directors.
3. To appoint Auditors for the year ending December 31, 2021 and to fix their remuneration M/s. KPMG Taseer Hadi & Co., Chartered Accountants, being eligible offer themselves for reappointment.
4. To consider any other business of the Company with the permission of the Chair.

### Special Business

5. To consider and if thought fit, pass the following Special Resolution for authorising investment by way of purchase of shares of the under-mentioned associated companies:

**RESOLVED** that the Company be and is hereby authorised to invest the under-mentioned amounts by way of purchase of ordinary shares of the under-mentioned associated companies within a period of two years.

Sr. No.	Name of the Company	Rs. In million
1	Bank AL Habib Limited	75
2	Habib Metropolitan Bank Limited	75
3	Indus Motor Company Limited	75
4	Shabbir Tiles & Ceramics Limited	25
5	Thal Limited	100

**FURTHER RESOLVED** that the Chief Executive and the Chief Financial Officer be and are hereby authorised jointly to make the aforesaid investments as and when deemed appropriate and to delegate the aforesaid powers to any officers of the Company as he may deem fit.”

For item # 5, a statement under Section 134(3) of the Companies Act, 2017 relating to the aforesaid Special Business to be transacted at the said Annual General Meeting is attached.

By order of the Board

Karachi: March 31, 2021

Muhammad Maaz Akbar  
Company Secretary

# Habib Insurance Company Limited

**1. Participation in the Annual General Meeting through Video Link Facility:**

Due to current COVID-19 situation, the Annual General Meeting proceedings shall be held via video conferencing facility only. Shareholders interested to participate in the meeting are requested to share below information at agm@habibinsurance.net for their appointment and proxy's verification by or before 12:00 noon on April 28, 2021.

Name of shareholder	CNIC No.	Folio No. / CDS No.	Cell Number	Email address

Video conference link details and login credentials will be shared with those shareholders whose registered emails containing all the particulars are received on or before April 28, 2021 by 12:00 noon. Shareholders can also provide their comments and questions for the agenda items of the AGM on agm@habibinsurance.net on or before April 28, 2021 by 12:00 noon.

2. The share transfer books of the Company will remain closed from Saturday, April 17, 2021 to Thursday, April 29, 2021 (both days inclusive) for the purpose of Annual General Meeting and payment of final dividend.
3. A member entitled to attend and vote at this meeting is entitled to appoint another member of the Company as his/ her proxy to attend and vote on his/ her behalf. Proxy form, in order to be effective, must be received at the Registered Office of the Company duly stamped and signed not less than 48 hours before the meeting.
4. The CDC account/ sub account holders are requested to bring with them their Computerized National ID Cards along with the Participant(s) ID number and their account numbers at the time of attending the AGM in order to facilitate identification of the respective shareholders. In case of corporate entity, the Board of Directors Resolution/ Power of Attorney with specimen signatures be produced at the time of meeting.
5. Members are requested to promptly communicate any change in their address to our Share Registrar, M/s. CDC Share Registrar Services Limited.
6. Pursuant to the directive of the Securities and Exchange Commission of Pakistan (SECP), it is mandatory to mention CNIC number of members on members' register and other statutory returns. Those shareholders who have not submitted copy of their CNIC to the Company are once again requested to submit copy of their CNIC, otherwise the Company will be constrained under section 243(2)(a) of the Companies Act, 2017 to withhold dividend of such shareholders.
7. The Government of Pakistan through Finance Act, 2020 has made certain amendments in Section 150 of the Income Tax Ordinance, 2001 whereby different rates are prescribed for deduction of withholding tax on the amount of dividend paid by the companies. These tax rates are as under:
  - (i) For filers of income tax returns           15%
  - (ii) For non-filers of income tax returns   30%

To enable the Company to make tax deduction on the amount of cash dividend @ 15% instead of 30% all the shareholders whose names are not entered into the Active Tax-payers List (ATL) provided on the website of Federal Board of Revenue (FBR), despite the fact that they are filers, are advised to make sure that their names are entered into ATL before the date of payment of cash dividend i.e., May 03, 2021; otherwise, tax on their cash dividend will be deducted @ 30% instead of 15%.

According to FBR, withholding tax will be determined separately on 'Filer/Non-Filer' status of principal shareholder as well as joint-shareholder(s) based on their shareholding proportions, in case of joint accounts. Members that hold shares with joint-shareholder(s) are requested to provide shareholding proportions of principal shareholder and joint-shareholder(s) in respect of shares held by them to the Company's Share Registrar in writing in the following format.

Company Name	Folio/CDC Account No.	Total shares	Principal Shareholder		Joint Shareholder	
			Name and CNIC#	Shareholding Proportion (No. of Shares)	Name and CNIC #	Shareholding Proportion (No. of Shares)

# Habib Insurance Company Limited

In case the required information is not provided to our Share Registrar latest by April 14, 2021, it will be assumed that the shares are equally held by them.

In case of corporate entity, withholding tax exemption from dividend income shall only be allowed if copy of valid tax exemption certificate is made available to our Share Registrar latest by April 16, 2021, whereas physical shareholders should send a copy of their NTN certificate to the Company or Company's Share Registrar, M/s. CDC Share Registrar Services Limited. The shareholders while sending NTN or NTN certificates, as the case may be, must quote company name and their respective folio numbers.

As per instructions of SECP and Central Depository Company of Pakistan (CDC) circular No. 6 of 2018, the shareholders are hereby informed that the CDC has developed Centralized Cash Dividend Register (CCDR) on eServices Web Portal which contains details of cash dividend such as either paid or unpaid, withheld by the Bank, total amount of cash dividend, tax and zakat deductions and net amount credited into designated bank account of shareholders. The shareholders are requested to register themselves to CDC's eServices Portal link, <https://eservices.cdcaccess.com.pk> to obtain the aforesaid information.

The Corporate shareholders having CDC account are required to have their National Tax number (NTN) updated with their respective participants, whereas physical shareholders should send a copy of their NTN certificate to the Company or Company's Share Registrar, M/s. CDC Share Registrar Services Limited. The shareholders while sending NTN or NTN certificates, as the case may be, must quote company name and their respective folio numbers.

## **8. Payment of Cash Dividend through Electronic Mode**

Pursuant to the provision of Section 242 of the Companies Act, 2017, a listed company is required to pay cash dividend to shareholders only through electronic mode directly into the bank account designated by the entitled shareholders. In order to receive your dividends directly into your Bank account, please complete the particulars of the "E-Dividend Mandate Form" which is available on the Company's website [www.habibinsurance.net](http://www.habibinsurance.net) and send duly signed to the Share Registrar, M/s. CDC Share Registrar Services Limited. CDC shareholders are requested to submit their Dividend Mandate directly to their broker (participant)/ CDC.

In case of non-receipt or incorrect International Bank Account Number (IBAN) with other related details or non-availability of valid CNICs, the Company will withhold cash dividend of such members.

## **9. Deposit of Physical Shares into CDC Accounts**

As per section 72 of the Companies Act, 2017 every existing shareholder shall be required to replace its physical shares with book-entry form in a manner as may be specified and from the date notified by the Commission, within a period not exceeding four years from the commencement of Companies Act, 2017.

The shareholder having physical shareholding may open CDC sub-account with any of the brokers or investor account directly with CDC to place their physical shares into scrip less form, this will facilitate them in many ways including safe custody and sale of shares, anytime they want as the trading of physical shares is not permitted as per existing regulations of Pakistan Stock Exchange.

## **10. Unclaimed/Unpaid Dividend and Share Certificates**

Shareholders who could not collect their dividend /physical shares are advised to contact Share Registrar or our Registered Office to enquire and collect their unclaimed dividend/shares, if any. In compliance with Section 244 of the Companies Act, 2017, after having completed the stipulated procedure, all such unclaimed dividend and shares for a period of 3 years or more from the date it is due and payable shall be deposited to the credit of Federal Government in case of unclaimed dividend and in case of shares, shall be delivered to Securities and Exchange Commission of Pakistan (SECP).

## **11. Transmission of Financial Statements & Notices through email**

The Securities and Exchange Commission of Pakistan (SECP) through its Notification S.R.O. 787(I)/2014 dated September 8, 2014 has permitted companies to circulate Audited Financial Statements along with Notice of Annual General Meeting to its members through e-mail. Accordingly, members are requested to send their consent and e-mail addresses for receiving Audited Financial Statements and Notices through e-mail. In order to avail this facility, a standard request form is available at the Company's website.

For any query / clarification / information, the shareholder may contact the Share Registrar at the following address:

**M/s. CDC Share Registrar Services Limited**  
CDC House, 99-B, Block-B  
SMCHS, Main Shahrah-e-Faisal  
Karachi-74400

# Habib Insurance Company Limited

## STATEMENT UNDER SECTION 134(3) OF THE COMPANIES ACT, 2017

The statement is annexed to the Notice of the 78<sup>th</sup> Annual General Meeting to be held on April 29, 2021 at which certain business are to be transacted. The purpose of this statement is to set forth material facts concerning such special business.

### ITEM NUMBER 5 OF THE AGENDA

As recommended by the Board of Directors in their meeting held on March 31, 2021, it is proposed to make investment by way of purchase of shares of our associated companies. In this regard the Company seeks the approval of the shareholders under section 208 of the Companies Act, 2017.

In compliance with Regulations No. 8 of Companies (Investment in Associated Companies or Associated Undertakings) Regulations, 2012 the following information is annexed with the notice for approval of investment in associated companies.

### Bank AL Habib Limited

#### Regulation No. 3(1)a

Sr. No.	Description	Information Required
1	Name of the associated company or associated undertaking along with criteria based on which the associated relationship is established	Bank AL Habib Limited being associated on the basis of common directorship. Mr. Abbas D.Habib and Mr. Qumail R. Habib, Directors of the Company are also Chairman and Director of Bank AL Habib Limited.
2	Purpose, benefits and period of investment	Long term investment to earn dividend income as well as prospective capital gains
3	Maximum amount of investment	Rs. 75 million
4	Maximum price at which securities will be acquired	Not more than the price quoted on the stock exchange
5	Maximum number of securities to be acquired	Equivalent to the amount of investment
6	Number of securities and percentage thereof held before and after the proposed investment	2,000,000 shares (0.180%) held before proposed investment. Number of shares and percentage after proposed investment will depend on the prevailing prices at the time of actual acquisition of shares which could vary with the market price at which shares are purchased in future
7	In case of investment in listed securities, average of the preceding twelve weekly average price of the security intended to be acquired	Rs. 65.07 per share
8	In case of investment in unlisted securities, fair market value of such securities determined in terms of regulation 6(1)	Not Applicable
9	Break-up value of securities intended to be acquired on the basis of the latest audited financial statements	December 31, 2020: Rs. 71.85
10	Earning per share of the associated company or associated undertaking for the last three years	2020: Rs. 16.03 per share 2019: Rs. 10.05 per share 2018: Rs. 7.57 per share
11	Sources of fund from which securities will be acquired	Own source

# Habib Insurance Company Limited

Sr. No.	Description	Information Required
12	Where the securities are intended to be acquired using borrowed funds:  i) Justification for investment through borrowings; and ii) Detail of guarantees and assets pledged for obtaining such funds	Not Applicable
13	Salient features of the agreement(s), if any, entered into with its associated company or associated undertaking with regards to the proposed investment	Not Applicable
14	Direct or indirect interest of directors, sponsors, majority shareholders and their relatives, if any, in the associated company or associated undertaking or the transaction under consideration	No Director or Chief Executive has any interest in the proposed investment, except in their individual capacities as Directors/ Chief Executive and/ or as shareholders of the Company
15	Any other important details necessary for the members to understand the transaction	None
16	In case of investment in securities of a project of an associated company or associated undertaking that has not commenced operations, in addition to the information referred to above, the following further information, is required, namely:  i) Description of the project and its history since conceptualisation; ii) Starting and expected dates of completion of work; iii) Time by which such project shall become commercially operational; and iv) Expected time by which the project shall start paying return on investment	Not Applicable

## Regulation No. 3(3)

Sr. No.	Description	Information Required
	The directors of the investing company while presenting the special resolution for making investment in its associated company or associated undertaking shall submit an undertaking to the members of the investing company that they have carried out necessary due diligence for the proposed investment	The Directors of the Company submit that they have carried out necessary due diligence for the proposed investment in shares of Bank AL Habib Ltd.

# Habib Insurance Company Limited

## Habib Metropolitan Bank Limited

### Regulation No. 3(1)a

Sr. No.	Description	Information Required
1	Name of the associated company or associated undertaking along with criteria based on which the associated relationship is established	Habib Metropolitan Bank Limited being associated on the basis of common directorship. Mr. Muhammad Hyder Habib, Director of the Company is also Director of Habib Metropolitan Bank Ltd.
2	Purpose, benefits and period of investment	Long term investment to earn dividend income as well as prospective capital gains
3	Maximum amount of investment	Rs. 75 million
4	Maximum price at which securities will be acquired	Not more than the price quoted on the stock exchange
5	Maximum number of securities to be acquired	Equivalent to the amount of investment
6	Number of securities and percentage thereof held before and after the proposed investment	3,986,924 shares (0.38%) held before proposed investment. Number of shares and percentage after proposed investment will depend on the prevailing prices at the time of actual acquisition of shares which could vary with the market price at which shares are purchased in future
7	In case of investment in listed securities, average of the preceding twelve weekly average price of the security intended to be acquired	Rs. 34.33 per share
8	In case of investment in unlisted securities, fair market value of such securities determined in terms of regulation 6(1)	Not Applicable
9	Break-up value of securities intended to be acquired on the basis of the latest audited financial statements	December 31, 2020: Rs. 55.02
10	Earning per share of the associated company or associated undertaking for the last three years	2020: Rs. 11.46 per share 2019: Rs. 6.28 per share 2018: Rs. 5.88 per share
11	Sources of fund from which securities will be acquired	Own source

# Habib Insurance Company Limited

Sr. No.	Description	Information Required
12	Where the securities are intended to be acquired using borrowed funds:  i) Justification for investment through borrowings; and ii) Detail of guarantees and assets pledged for obtaining such funds	Not Applicable
13	Salient features of the agreement(s), if any, entered into with its associated company or associated undertaking with regards to the proposed investment	Not Applicable
14	Direct or indirect interest of directors, sponsors, majority shareholders and their relatives, if any, in the associated company or associated undertaking or the transaction under consideration	No Director or Chief Executive has any interest in the proposed investment, except in their individual capacities as Directors/ Chief Executive and/ or as shareholders of the Company
15	Any other important details necessary for the members to understand the transaction	None
16	In case of investment in securities of a project of an associated company or associated undertaking that has not commenced operations, in addition to the information referred to above, the following further information, is required, namely:  i) Description of the project and its history since conceptualisation; ii) Starting and expected dates of completion of work; iii) Time by which such project shall become commercially operational; and iv) Expected time by which the project shall start paying return on investment	Not Applicable

## Regulation No. 3(3)

Sr. No.	Description	Information Required
	The directors of the investing company while presenting the special resolution for making investment in its associated company or associated undertaking shall submit an undertaking to the members of the investing company that they have carried out necessary due diligence for the proposed investment	The Directors of the Company submit that they have carried out necessary due diligence for the proposed investment in shares of Habib Metropolitan Bank Ltd.

# Habib Insurance Company Limited

## Indus Motor Company Limited

### Regulation No. 3(1)a

Sr. No.	Description	Information Required
1	Name of the associated company or associated undertaking along with criteria based on which the associated relationship is established	Indus Motor Company Limited being associated on the basis of common directorship. Mr. Muhammad Hyder Habib, Director of the Company is also Director of Indus Motor Company Ltd.
2	Purpose, benefits and period of investment	Long term investment to earn dividend income as well as prospective capital gains
3	Maximum amount of investment	Rs. 75 million
4	Maximum price at which securities will be acquired	Not more than the price quoted on the stock exchange
5	Maximum number of securities to be acquired	Equivalent to the amount of investment
6	Number of securities and percentage thereof held before and after the proposed investment	24,015 shares (0.05%) held before proposed investment. Number of shares and percentage after proposed investment will depend on the prevailing prices at the time of actual acquisition of shares which could vary with the market price at which shares are purchased in future
7	In case of investment in listed securities, average of the preceding twelve weekly average price of the security intended to be acquired	Rs. 1,104.6 per share
8	In case of investment in unlisted securities, fair market value of such securities determined in terms of regulation 6(1)	Not Applicable
9	Break-up value of securities intended to be acquired on the basis of the latest audited financial statements	June 30, 2020 : Rs. 523.78
10	Earning per share of the associated company or associated undertaking for the last three years	2020: Rs. 64.66 per share 2019: Rs. 174.49 per share 2018: Rs. 200.66 per share
11	Sources of fund from which securities will be acquired	Own source

# Habib Insurance Company Limited

Sr. No.	Description	Information Required
12	Where the securities are intended to be acquired using borrowed funds:  i) Justification for investment through borrowings; and ii) Detail of guarantees and assets pledged for obtaining such funds	Not Applicable
13	Salient features of the agreement(s), if any, entered into with its associated company or associated undertaking with regards to the proposed investment	Not Applicable
14	Direct or indirect interest of directors, sponsors, majority shareholders and their relatives, if any, in the associated company or associated undertaking or the transaction under consideration	No Director or Chief Executive has any interest in the proposed investment, except in their individual capacities as Directors/ Chief Executive and/ or as shareholders of the Company
15	Any other important details necessary for the members to understand the transaction	None
16	In case of investment in securities of a project of an associated company or associated undertaking that has not commenced operations, in addition to the information referred to above, the following further information, is required, namely:  i) Description of the project and its history since conceptualisation; ii) Starting and expected dates of completion of work; iii) Time by which such project shall become commercially operational; and iv) Expected time by which the project shall start paying return on investment	Not Applicable

## Regulation No. 3(3)

Sr. No.	Description	Information Required
	The directors of the investing company while presenting the special resolution for making investment in its associated company or associated undertaking shall submit an undertaking to the members of the investing company that they have carried out necessary due diligence for the proposed investment	The Directors of the Company submit that they have carried out necessary due diligence for the proposed investment in shares of Indus Motor Company Ltd.

# Habib Insurance Company Limited

## Shabbir Tiles & Ceramics Limited

### Regulation No. 3(1)a

Sr. No.	Description	Information Required
1	Name of the associated company or associated undertaking along with criteria based on which the associated relationship is established	Shabbir Tiles & Ceramics Limited being associated on the basis of common directorship. Mr. Rafiq M. Habib, Chairman of the Company is also Chairman of Shabbir Tiles & Ceramics Ltd.
2	Purpose, benefits and period of investment	Long term investment to earn dividend income as well as prospective capital gains
3	Maximum amount of investment	Rs. 25 million
4	Maximum price at which securities will be acquired	Not more than the price quoted on the stock exchange
5	Maximum number of securities to be acquired	Equivalent to the amount of investment
6	Number of securities and percentage thereof held before and after the proposed investment	Nil
7	In case of investment in listed securities, average of the preceding twelve weekly average price of the security intended to be acquired	Rs. 11.23 per share
8	In case of investment in unlisted securities, fair market value of such securities determined in terms of regulation 6(1)	Not Applicable
9	Break-up value of securities intended to be acquired on the basis of the latest audited financial statements	June 30, 2020 : Rs. 7.18
10	Earning per share of the associated company or associated undertaking for the last three years	2020: Rs. (1.36) per share 2019: Rs. 0.98 per share 2018: Rs. 0.81 per share
11	Sources of fund from which securities will be acquired	Own source

# Habib Insurance Company Limited

Sr. No.	Description	Information Required
12	Where the securities are intended to be acquired using borrowed funds:  i) Justification for investment through borrowings; and ii) Detail of guarantees and assets pledged for obtaining such funds	Not Applicable
13	Salient features of the agreement(s), if any, entered into with its associated company or associated undertaking with regards to the proposed investment	Not Applicable
14	Direct or indirect interest of directors, sponsors, majority shareholders and their relatives, if any, in the associated company or associated undertaking or the transaction under consideration	No Director or Chief Executive has any interest in the proposed investment, except in their individual capacities as Directors/ Chief Executive and/ or as shareholders of the Company
15	Any other important details necessary for the members to understand the transaction	None
16	In case of investment in securities of a project of an associated company or associated undertaking that has not commenced operations, in addition to the information referred to above, the following further information, is required, namely:  i) Description of the project and its history since conceptualisation; ii) Starting and expected dates of completion of work; iii) Time by which such project shall become commercially operational; and iv) Expected time by which the project shall start paying return on investment	Not Applicable

## Regulation No. 3(3)

Sr. No.	Description	Information Required
	The directors of the investing company while presenting the special resolution for making investment in its associated company or associated undertaking shall submit an undertaking to the members of the investing company that they have carried out necessary due diligence for the proposed investment	The Directors of the Company submit that they have carried out necessary due diligence for the proposed investment in shares of Shabbir Tiles & Ceramics Ltd.

# Habib Insurance Company Limited

## Thal Limited

### Regulation No. 3(1)a

Sr. No.	Description	Information Required
1	Name of the associated company or associated undertaking along with criteria based on which the associated relationship is established	Thal Limited being associated on the basis of common directorship. Mr. Rafiq M. Habib, Chairman of the Company is also Chairman of Thal Limited.
2	Purpose, benefits and period of investment	Long term investment to earn dividend income as well as prospective capital gains
3	Maximum amount of investment	Rs. 100 million
4	Maximum price at which securities will be acquired	Not more than the price quoted on the stock exchange
5	Maximum number of securities to be acquired	Equivalent to the amount of investment
6	Number of securities and percentage thereof held before and after the proposed investment	375,800 shares (0.46%) held before proposed investment. Number of shares and percentage after proposed investment will depend on the prevailing prices at the time of actual acquisition of shares which could vary with the market price at which shares are purchased in future
7	In case of investment in listed securities, average of the preceding twelve weekly average price of the security intended to be acquired	Rs. 382.07 per share
8	In case of investment in unlisted securities, fair market value of such securities determined in terms of regulation 6(1)	Not Applicable
9	Break-up value of securities intended to be acquired on the basis of the latest audited financial statements	June 30, 2020 : Rs. 257.94
10	Earning per share of the associated company or associated undertaking for the last three years	2020: Rs. 23.04 per share 2019: Rs. 38.93 per share 2018: Rs. (10.68) per share
11	Sources of fund from which securities will be acquired	Own source

# Habib Insurance Company Limited

Sr. No.	Description	Information Required
12	Where the securities are intended to be acquired using borrowed funds:  i) Justification for investment through borrowings; and ii) Detail of guarantees and assets pledged for obtaining such funds	Not Applicable
13	Salient features of the agreement(s), if any, entered into with its associated company or associated undertaking with regards to the proposed investment	Not Applicable
14	Direct or indirect interest of directors, sponsors, majority shareholders and their relatives, if any, in the associated company or associated undertaking or the transaction under consideration	No Director or Chief Executive has any interest in the proposed investment, except in their individual capacities as Directors/ Chief Executive and/ or as shareholders of the Company
15	Any other important details necessary for the members to understand the transaction	None
16	In case of investment in securities of a project of an associated company or associated undertaking that has not commenced operations, in addition to the information referred to above, the following further information, is required, namely:  i) Description of the project and its history since conceptualisation; ii) Starting and expected dates of completion of work; iii) Time by which such project shall become commercially operational; and iv) Expected time by which the project shall start paying return on investment	Not Applicable

## Regulation No. 3(3)

Sr. No.	Description	Information Required
	The directors of the investing company while presenting the special resolution for making investment in its associated company or associated undertaking shall submit an undertaking to the members of the investing company that they have carried out necessary due diligence for the proposed investment	The Directors of the Company submit that they have carried out necessary due diligence for the proposed investment in shares of Thal Ltd.

# Habib Insurance Company Limited

## Status of approvals for investments in associated companies

### Habib Asset Management Limited

Sr. No.	Description	Information Required
1	<p>Information to be disclosed to the members:-</p> <p>If the associate Company or associated undertaking in which the investment is being made or any of its sponsors or directors is also a member of the investing company, the information about interest of the associated company or associated undertaking and its sponsors and directors in the investing company shall be disclosed in the notice of general meeting called for seeking members' approval pursuant to section 208 of the Ordinance</p>	Habib Asset Management Limited being the associated company on the basis of significant shareholding of Bank AL Habib Limited, another associated company.
2	<p>In case any decision to make investment under the authority of a resolution passed pursuant to provisions of section 208 of the Ordinance is not implemented either fully or partially till the holding of subsequent general meeting(s), the status of the decision must be explained to the members through a statement having the following details namely:</p>	Rs. 750 million approved by the shareholders at Annual General Meeting held on April 29, 2019
a)	total investment approved:	
b)	amount of investment made to date:	Rs. 76.671 million
c)	reasons for not having made complete investment so far where resolution required it to be implemented in specified time:	Remaining amount may be invested on availability of units at reasonable price within the period specified in the earlier resolution
d)	material change in financial statements of associated company or associated undertaking since date of the resolution passed for approval of investment in such company	Various

# Habib Insurance Company Limited

۲۷ اکتوبر ۲۰۲۰ء

جناب رفیق ایم۔ حبیب

جناب عباس ڈی۔ حبیب

جناب منصور جی۔ حبیب

جناب محمد حیدر حبیب

جناب گمیل آر۔ حبیب

جناب عون محمد اے۔ حبیب

جناب علی فدو

محترمہ ملیحہ ہمایوں بگلش

جناب شبیر غلام علی

چیف ایگزیکٹو

۱۲۔ شیئر ہولڈنگ کا طرز اور شیئر ہولڈنگ کے طرز سے متعلق اضافی معلومات منسلک شدہ ہے۔

۱۳۔ ڈائریکٹرز، سی ای او، سی ایف او، کمپنی سیکریٹری اور ان کے شریک حیات و نابالغ بچوں کی جانب سے کمپنی کے شیئرز کی کوئی خرید و فروخت نہیں کی گئی۔

منجانب بورڈ آف ڈائریکٹرز

شبیر غلام علی  
چیف ایگزیکٹو

رفیق ایم۔ حبیب  
چیئر مین

کراچی: ۳۱ مارچ ۲۰۲۱ء

# Habib Insurance Company Limited

	<u>شرکت کردہ منجانب</u>	<u>اجلاس کی تاریخ</u>
	جناب عباس ڈی۔ حبیب جناب منصور جی۔ حبیب جناب محمد علی آر۔ حبیب جناب گمیل آر۔ حبیب جناب عون محمد اے۔ حبیب جناب شاہد غفار جناب شیر غلام علی	۲۲ اپریل ۲۰۲۰ء
چیف ایگزیکٹو		
	جناب رفیق ایم۔ حبیب جناب عباس ڈی۔ حبیب جناب منصور جی۔ حبیب جناب محمد حیدر حبیب جناب گمیل آر۔ حبیب جناب عون محمد اے۔ حبیب جناب شاہد غفار جناب علی فدو محترمہ ملیحہ ہمایوں نگلش جناب شیر غلام علی	۲۸ مئی ۲۰۲۰ء
چیف ایگزیکٹو		
	جناب رفیق ایم۔ حبیب جناب عباس ڈی۔ حبیب جناب منصور جی۔ حبیب جناب محمد حیدر حبیب جناب گمیل آر۔ حبیب جناب عون محمد اے۔ حبیب جناب شاہد غفار جناب علی فدو محترمہ ملیحہ ہمایوں نگلش جناب شیر غلام علی	۱۹ اگست ۲۰۲۰ء
چیف ایگزیکٹو		

# Habib Insurance Company Limited

## ڈائریکٹرز کا تربیتی پروگرام

کمپنی کے ۹ ڈائریکٹرز میں سے ۴ پہلے ہی ڈائریکٹرز کے ٹریننگ پروگرام میں شرکت کر چکے ہیں۔ ۲ ڈائریکٹرز اپنی قابلیت اور تجربے کی بنیاد پر اس شرط سے مستثنیٰ ہیں۔

## ڈائریکٹرز کے مشاہرے کی پالیسی

بورڈ آف ڈائریکٹرز نے ”ڈائریکٹرز کے معاوضوں کے تعین کے لئے ایک پالیسی اور طریقہ کار“ کی منظوری دی ہے جس میں واضح کیا گیا ہے:

- کوئی بھی ڈائریکٹر اپنے ذاتی معاوضے کا تعین نہیں کرے گا۔ یہ بورڈ آف ڈائریکٹرز کی پیٹنگی منظوری سے مشروط ہوگا۔
  - معاوضے کا حجم ذمہ داری کی سطح کے مطابق اور قابلیت کے لحاظ سے طے کیا جائے گا جو ڈائریکٹرز کو کامیابی کے ساتھ کمپنی سے منسلک رکھنے اور ان کی حوصلہ افزائی میں معاون ثابت ہوگا تاہم یہ کسی طور پر ان کی آزاد حیثیت پر مفاہمت تصور نہیں کیا جاسکتا۔
- ایگزیکٹو ڈائریکٹرز کے معاوضے کی تفصیلات نوٹ ۳۲ میں واضح کی گئی ہیں۔

## آڈیٹرز

موجودہ آڈیٹرز میسرز کے پی ایم جی تا شیر ہادی اینڈ کمپنی، چارٹرڈ اکاؤنٹینٹس سبکدوش ہو رہے ہیں اور انہوں نے خود کو دوبارہ تفری کیلئے پیش کیا ہے۔ جیسا کہ آڈٹ کمیٹی کی جانب سے تجویز کیا گیا ہے، بورڈ آف ڈائریکٹرز نے ۳۱ دسمبر ۲۰۲۰ کو ختم ہونے والے سال کیلئے باہمی طے کردہ معاوضے پر بطور آڈیٹرز ان کی تفری کی سفارش کی ہے۔

## کارپوریٹ اور فنانشل رپورٹنگ فریم ورک کا بیان

- ۱۔ کمپنی کی جانب سے تیار کردہ مالیاتی حسابات شفاف انداز میں اس کے کاروباری امور، اس کے آپریشنز کے نتائج، کیش فلوز اور ایکویٹی میں تبدیلیوں کو واضح کرتے ہیں۔
- ۲۔ کمپنی کے کھاتوں کی باقاعدہ کتب تیار کی گئی ہیں۔
- ۳۔ درست اکاؤنٹنگ پالیسیاں مالیاتی حسابات کی تیاری میں مستقل طور پر لاگو کی جاتی ہیں۔ اگر ان میں کوئی تبدیلی کی جاتی ہے تو مناسب طور پر اسے واضح کر دیا جاتا ہے جبکہ اکاؤنٹنگ کے تخمینہ جات مناسب اور محتاط فیصلوں پر مبنی ہوتے ہیں۔
- ۴۔ بین الاقوامی مالیاتی رپورٹنگ اسٹینڈرڈ اور اسلامک فنانشل اکاؤنٹنگ اسٹینڈرڈز، جیسا کہ پاکستان میں نافذ العمل ہیں، ان پر مالیاتی حسابات کی تیاری میں عمل درآمد کیا جاتا ہے اور ان سے کسی بھی قسم کی روگردانی کو باقاعدہ واضح کر دیا جاتا ہے۔
- ۵۔ انٹرنل کنٹرول کا نظام مستحکم طور پر تیار کیا گیا ہے اور موثر طور پر نافذ العمل اور زیر نگرانی رہتا ہے۔
- ۶۔ اس امر میں کوئی شبہ نہیں کہ کمپنی میں آگے بڑھنے کی صلاحیت موجود ہے۔
- ۷۔ کارپوریٹ گورننس کے بہترین طریقہ کار سے کوئی روگردانی نہیں کا جاتی جیسا کہ لسٹنگ ریگولیشنز میں مفصل طور پر درج ہے۔
- ۸۔ گزشتہ ۶ سال کیلئے کلیدی آپریشننگ اور مالیاتی تفصیل منسلک ہے۔
- ۹۔ ٹیکس اور لیویز کے بارے میں معلومات مالیاتی حسابات کیلئے نوٹس میں درج ہیں۔
- ۱۰۔ ۳۱ دسمبر ۲۰۲۰ء کے مطابق پراویڈنٹ فنڈ کے ڈپازٹ اکاؤنٹس میں سرمایہ کاریاں اور بیننس کی مالیت ۸۷۲ ملین روپے ہے۔
- ۱۱۔ سال کے دوران بورڈ کے ۱۴ اجلاس منعقد ہوئے اور اس میں ڈائریکٹرز کی شرکت درج ذیل کے مطابق رہی:

# Habib Insurance Company Limited

## ضابطہ اخلاق، نامزدگی، ہیومن ریسورس اور ری میوزیشن کمیٹی

ضابطہ اخلاق، نامزدگی، ہیومن ریسورس اور ری میوزیشن کمیٹی ۴ ممبران پر مشتمل ہے جس کی نمائندگی ایک انڈیپنڈنٹ ڈائریکٹر بطور چیئر مین، ایک نان۔ ایگزیکٹو ڈائریکٹر اور چیف ایگزیکٹو کرتے ہیں۔

چیئر مین	جناب علی فدو
ممبر	جناب رفیق ایم۔ حبیب
ممبر	جناب عباس ڈی۔ حبیب
ممبر	جناب عون محمد اے۔ حبیب
ممبر	جناب شبیر غلام علی

کمیٹی نے سال میں ایک بار اجلاس طلب کیا۔ اجلاس کے وقت کمیٹی درج ذیل ممبران پر مشتمل تھی اور اجلاس میں ان کی حاضری درج ذیل کے مطابق تھی:

### شرکت کردہ اجلاس کی تعداد

1	چیئر مین	جناب شاہد غفار
1	ممبر	جناب گمیل آر۔ حبیب
1	ممبر	جناب عون محمد اے۔ حبیب
1	ممبر	جناب شبیر غلام علی

## انویسٹمنٹ کمیٹی

انویسٹمنٹ کمیٹی ۷ ممبران پر مشتمل ہے جس کی نمائندگی ۱۲ انڈیپنڈنٹ ڈائریکٹرز، ۳ نان۔ ایگزیکٹو ڈائریکٹرز، ایک ایگزیکٹو ڈائریکٹر، چیف ایگزیکٹو اور چیف فنانشل آفیسر کرتے ہیں۔ انویسٹمنٹ کمیٹی نے سال کے دوران ۵ اجلاس طلب کئے اور اس میں شرکت درج ذیل کے مطابق تھی:

### شرکت کردہ اجلاس کی تعداد

4	چیئر مین	جناب شاہد غفار
5	ممبر	جناب منصور جی۔ حبیب
5	ممبر	جناب گمیل آر۔ حبیب
5	ممبر	جناب عون محمد اے۔ حبیب
4	ممبر	محترمہ بلیحہ ہمایوں بگلش
5	ممبر	جناب شبیر غلام علی
5	ممبر	جناب مرتضیٰ حسین

# Habib Insurance Company Limited

## کارپوریٹ سوشل ریسپانسیبلیٹی (CSR)

آپ کی کمپنی کارپوریٹ سوشل ریسپانسیبلیٹی کے تصور پر مکمل کاربند ہے اور مختلف نوعیت کی وسیع تر سرگرمیوں کے ذریعے اپنی یہ ذمہ داری بخوبی پوری کر رہی ہے۔ ان اقدامات میں شامل ہیں:

- پسماندہ طبقات کی ترقی اور فلاح و بہبود کے لئے سماجی، تعلیمی سرگرمیوں کے سلسلے میں سال کے دوران عطیات کے ذریعے ۳۶۲ ملین روپے مالیت کے کام انجام دیئے گئے۔
- غیر ضروری بجلی کے استعمال سے گریز کرتے ہوئے توانائی کی بچت، ماحولیاتی تحفظ اور پیشہ ورانہ سہفٹی اور صحت کے ساتھ تمباکو نوشی سے گریز کے قانون کے نفاذ اور ”نواسونگ زون“ کے قیام اور کام کرنے کیلئے ایک محفوظ اور صحت مند ماحول فراہم کیا گیا۔
- کاروباری اقدار کے ساتھ تمام اسٹاف ممبران کیلئے کمپنی کے ”ضابطہ اخلاق“ پر عملدرآمد کرنا لازمی قرار۔
- عملے کے ساتھ خوشگوار تعلقات، میرٹ اور کارکردگی کو تسلیم کرنا اور اسٹاف کیلئے سیکھے اور ترقی کے جاری مواقع، دونوں جاب کے دوران اور باقاعدہ تربیتی پروگراموں کے ذریعے فراہم کرنا۔
- شفاف طریقہ کار کے ذریعے بلا کسی مذہبی، ذات پات اور لسانی بنیاد پر امتیاز کے بغیر روزگار کی فراہمی۔
- کمپنی کی جانب سے سال کے دوران ۲۶۶۰ ملین روپے سے زائد کے براہ راست بینکوں کے ذریعے قومی خزانے میں شراکت۔ مزید برآں ۶۱۷۶۳۱ ملین روپے کی ایک اضافی رقم کمپنی کے ذریعے حکومت پاکستان کو ود ہولڈنگ ٹیکس، سروسز پریسیل ٹیکس اور فیڈرل ایکسائز ڈیوٹی کی مد میں منہا/ وصول کی گئی۔

## رسک مینجمنٹ فریم ورک

کمپنی ہمیشہ اپنے کاروبار کی نوعیت اور کمپنی کے حجم کے مطابق ایک رسک مینجمنٹ فریم ورک کی حامل رہی ہے۔ یہ فریم ورک کئی سال قبل تشکیل دیا گیا تھا اور اس کو مزید بہتر اور واضح بنانے کا سلسلہ جاری ہے کمپنی اپنے کاروباری خطرات کو ایک محتاط طریقے سے قدامت پسند نظریے کی رہنمائی سے نمٹانے پر یقین رکھتی ہے۔ کاروباری خطرات اور ان سے نمٹنے کے عناصر کی وضاحت تفصیل کے ساتھ کنونشنل فنانشل اسٹیمٹ کیلئے نوٹس ۳۶ اور ونڈ ونگ فل آپریٹسز فنانشل اسٹیمٹس کے نوٹس ۲۶، ۲۷ اور ۲۹ میں واضح کر دی گئی ہے۔

## بورڈ کی کمیٹیاں

### آڈٹ کمیٹی

کمپنی کی آڈٹ کمیٹی ایک انڈیپنڈنٹ ڈائریکٹر بطور چیئرمین کی نمائندگی کے ساتھ ۳ ممبران پر مشتمل ہے جو کہ مالیاتی امور سے بھی واقف ہیں اور ۲ نان۔ ایگزیکٹو ڈائریکٹرز ہیں۔ آڈٹ کمیٹی نے سال میں ۴ مرتبہ اجلاس منعقد کئے۔ اجلاسوں میں شرکت درج ذیل کے مطابق رہی:

### شرکت کردہ اجلاس کی تعداد

جناب شاہد غفار	چیئرمین	3
جناب منصور جی۔ حبیب	ممبر	4
جناب جمیل آر۔ حبیب	ممبر	4

# Habib Insurance Company Limited

۲۰۱۹-۲۰ء کیلئے معیشت کی مجموعی کارکردگی پر جی ڈی پی کسی حد تک منفی رہنے کے باوجود کرنٹ اکاؤنٹ خسارے میں نمایاں کمی آئی اور یہ ۱۳.۴ بلین امریکی ڈالر سے ۲۶.۹ بلین امریکی ڈالر ہو گیا اور غیر ملکی زرمبادلہ کے ذخائر بڑھ کر ۹۷.۱ بلین امریکی ڈالر ہو گئے جو ۳۱ دسمبر ۲۰۲۰ء کو مزید بڑھ کر ۵۱.۵ بلین امریکی ڈالر ہو گئے۔ افراط زر بڑھ کر ۷.۰ فیصد ہو گیا اور شرح سود ۱۳.۲۵ فیصد سے کم ہو کر ۲۰۱۹ء میں ۹.۰ فیصد ہو گئی بعد ازاں یہ مزید کم ہو کر ۷.۰ فیصد پر آ گئی۔ ۳۱ دسمبر ۲۰۲۰ء کے مطابق کے ایس ای ۱۱۰۰ انڈیکس ۳۳۷۵۵ پر بند ہوا اور اس طرح ۳ فیصد کا اضافہ نوٹ کیا گیا اور یہ موجودہ طور پر بھی اسی سطح پر برقرار ہے۔

سال ۲۰۲۱ء کا آغاز امید اور بہتر عزائم کے مستحکم رجحان کے ساتھ ہوا کیونکہ COVID-19 کی وبا کے خلاف ویکسین کی منظوری دی جا چکی تھی۔ مختلف ممالک میں ویکسینیشن کا آغاز بھی ہو گیا تھا اور ان کوششوں کا مقصد مرض کے اثرات کو کم کرنا تھا۔ اس سال بھی امکان ہے کہ چیلنجنگ صورتحال درپیش رہے گی اور دنیا بھر میں بدلتی ہوئی صورتحال کیلئے اقدامات رائج کرنے کی ضرورت پڑے گی۔ ہم اللہ تعالیٰ سے دنیا بھر کے لوگوں کی صحت اور تحفظ کے لئے دعا کرتے ہیں اور دعا گو ہیں کہ جلد از جلد تمام صورتحال معمول پر آ جائے۔

سال ۲۰۲۱ء میں آگے بڑھتے ہوئے کمپنی ترقی اور فروغ کے ضمن میں اپنی کوششیں جاری رکھے گی، اور کسی سمجھوتے کے بغیر انشاء اللہ اپنی محتاط انڈر رائٹنگ کے ذریعے کاروبار کی توسیع پر توجہ دیکر بہترین انڈر رائٹنگ نتائج حاصل کرے گی، سرمایہ کاری سے آمدنی میں اضافے کی بھی کوشش کی جائے گی۔

ہمیشہ کی طرح ہم دل کی گہرائیوں سے اپنے کلائنٹس اور صارفین کے مشکور ہیں جنہوں نے ہماری کمپنی پر اپنے بھروسے اور اعتماد کا اظہار کیا ہے۔ خصوصی طور پر اس ضمن میں ہم اپنے ری انشوررز سے حاصل ہونے والی معاونت اور سرپرستی پر ان کے شکر گزار ہیں۔ بورڈ آف ڈائریکٹرز کمپنی کے تمام اسٹاف ممبران کو خراج تحسین پیش کرتے ہیں کہ انہوں نے سال بھر اپنی محنت اور ایمانداری سے کام کر کے کمپنی کو ان نتائج کے حصول میں مدد دی۔

## بورڈ کی تشکیل

کمپنی کا بورڈ آف ڈائریکٹرز نو (۹) ڈائریکٹرز (ایک خاتون اور ۸ مرد ڈائریکٹرز) پر مشتمل ہے۔ بورڈ کی تشکیل درج ذیل کے مطابق ہے:

نام	کمپنی
جناب شاہد غفار جناب علی فدو	انڈیپنڈنٹ ڈائریکٹر۔ مرد
محترمہ ملیحہ ہمایوں بگلش	انڈیپنڈنٹ ڈائریکٹر۔ خاتون
جناب رفیق ایم۔ حبیب جناب عباس ڈی۔ حبیب جناب منصور جی۔ حبیب جناب محمد حیدر حبیب جناب نگمیل آر۔ حبیب	نان۔ ایگزیکٹو ڈائریکٹرز
جناب عون محمد اے۔ حبیب	ایگزیکٹو ڈائریکٹر

# Habib Insurance Company Limited

## سال مختتمہ ۳۱ دسمبر ۲۰۲۰ء کیلئے ڈائریکٹرز کی ۷۸ ویں رپورٹ برائے شیئر ہولڈرز

معزز شیئر ہولڈرز،

بورڈ آف ڈائریکٹرز بمسرت سال مختتمہ ۳۱ دسمبر ۲۰۲۰ء کے لئے کمپنی کے سالانہ آڈٹ شدہ اکاؤنٹس بشمول ۷۸ ویں سالانہ رپورٹ پیش کر رہے ہیں۔

(000 روپے میں)

61,663
39,699
<b>101,362</b>
61,937
39,425
<b>101,362</b>

سال ۲۰۲۰ء کیلئے منافع بعد از ٹیکس  
سال ۲۰۱۹ء کیلئے مختص کے بعد دستیاب رقم

بورڈ آف ڈائریکٹرز نے تجویز کیا:

۵۰ روپے فی شیئر کے منافع منقسمہ کی ادائیگی بابت ۵ روپے فی شیئر یعنی ۱۰ فیصد  
غیر مختص کردہ منافع آگے لے جائیوالا

0.50

فی شیئر بنیادی آمدنی - (روپے)

ڈائریکٹرز نے بمسرت سال ۲۰۲۰ء کیلئے شیئر ہولڈرز کو ۱۰ فیصد مندرجہ بالا کی ادائیگی کی سفارش کی ہے۔

COVID-19 کی وبائی صورتحال کے باعث ۲۰۲۰ء میں دنیا کو غیر متوقع چیلنجز کا سامنا کرنا پڑا۔ دنیا بھر میں حکومتوں نے اس مرض پر قابو پانے کے ضمن میں سخت حفاظتی اقدامات کئے۔ ان کی بہترین کوششوں کے باوجود وائرس سال بھر پھیلتا رہا اور بھاری پیمانے پر انسانی جانوں کے ضیاع کے ساتھ معاشی و اقتصادی نقصانات کا سامنا کرنا پڑا۔ ہماری دعائیں اور نیک خواہشات ان سب کے ساتھ ہیں جو اس صورتحال میں متاثر ہوئے۔

اللہ تعالیٰ کے فضل و کرم سے زیر جائزہ سال کے لئے انڈر رائٹنگ منافع جات نمایاں طور پر بڑھ کر ۲۱.۲۱ بلین روپے ہو گئے جو اس کے مقابلے میں گذشتہ سال کی اسی مدت کے لئے ۱۰.۱۳ بلین روپے تھے۔ حاصل کردہ مجموعی پرمیٹیم ۶ فیصد بڑھ کر ۱۸.۸ بلین روپے ہو گیا اس کے ساتھ خالص انشورنس پرمیٹیم بڑھ کر ۲۸.۷ بلین روپے ہو گیا جو گذشتہ سال ۶.۵۵ بلین روپے تھا۔

سال کے لئے سرمایہ کاری کی آمدنی گزشتہ سال کی ۹۴.۸ بلین روپے کے مقابلے میں ۹۴.۱ بلین روپے رہی، باوجود کے اس سال کیپٹل گینز کا منافع ۸.۷ بلین روپے رہا جبکہ گزشتہ سال ۳۶.۳ بلین روپے تھا، اس فرق کی تلافی منافع منقسمہ میں اضافے اور منافع جات کی آمدنی کے ذریعے کی گئی۔ اس کے نتیجے میں ۲۰۲۰ء کے لئے کمپنی کا منافع بعد از ٹیکس ۶۱.۶ بلین روپے تھا۔

پاکستان کریڈٹ ریٹنگ ایجنسی نے کمپنی کے لئے A+ (اے پلس) انشورر فیٹل اسٹریٹج (IFS) ریٹنگ تفویض کی۔ اس کا مقصد پالیسی ہولڈرز اور معاہدے کے مالیاتی ذمہ داروں کو پورا کرنے کی مستحکم گنجائش کا حامل ہونا ہے۔

## Form of Proxy

I/We \_\_\_\_\_ of \_\_\_\_\_

being a member(s) of Habib Insurance Company Limited and holding \_\_\_\_\_

ordinary shares, as per Register Folio No./CDC Account and Participant's I.D. No. \_\_\_\_\_

do hereby appoint \_\_\_\_\_ Folio No./CDC Account and Participant's I.D.

No. \_\_\_\_\_ of \_\_\_\_\_

or failing him/her \_\_\_\_\_ Folio No./CDC Account and Participant's I.D.

No. \_\_\_\_\_ of \_\_\_\_\_

another member of the Habib Insurance Company Limited as my/our proxy to vote for me/us and on my/our behalf at the Seventy Seventh Annual General Meeting of the Company to be held on April 29, 2021 and at any adjournment thereof.

As witness my/our hand this \_\_\_\_\_ day of \_\_\_\_\_ 2021.

REVENUE STAMP RS. 5
---------------------------

SIGNATURE OF MEMBER (S)

(The signature of the shareholder should agree with the specimen signature registered with the Company or as per CNIC/ Passport in case the share(s) is/ are registered in CDC account).

Witnesses:

1. Signature _____	2. Signature _____
Name _____	Name _____
Address _____	Address _____
CNIC/Passport No. _____	CNIC/Passport No. _____

A member entitled to attend the Annual General Meeting is entitled to appoint a proxy to attend and vote instead of him/ her. No person shall act as proxy (except for a corporation) unless he/ she is entitled to be present and vote in his/ her own right.

CDC account holder or sub-account holder appointing a proxy should furnish attested copies of his/ her own as well as the proxy's CNIC/ Passport with the proxy form. The proxy shall also produce his/ her original CNIC/ Passport at the time of the meeting. In case of corporate entity, the Board of Directors resolution/ power of attorney with specimen signature shall be submitted along with proxy form.

The instrument appointing a proxy should be signed by the member or by his/ her attorney duly authorised in writing. If the member is a corporation, its common seal (if any) should be affixed to the instrument.

The proxy forms, together with the power of attorney (if any), under which it is signed or a notarially certified copy thereof, shall be deposited at the Registered Office of the Company not less than 48 hours before the time of the meeting.

## مختار نامہ (پراکسی فارم)

میں/ہم \_\_\_\_\_ ساکن \_\_\_\_\_ بحیثیت ممبر (رکن) حبیب انشورنس کمپنی لمیٹڈ اور حال عام حصص، بمطابق شیئر رجسٹرڈ فولیو نمبر/سی ڈی سی اکاؤنٹ اور پارٹیسپنٹ آئی ڈی نمبر \_\_\_\_\_ ممبر (رکن) محترم/محترمہ \_\_\_\_\_ فولیو نمبر/سی ڈی سی اکاؤنٹ اور پارٹیسپنٹ آئی ڈی نمبر \_\_\_\_\_ کو یا اُن کی غیر حاضری میں ممبر (رکن) محترم/محترمہ \_\_\_\_\_ فولیو نمبر/سی ڈی سی اکاؤنٹ اور پارٹیسپنٹ آئی ڈی نمبر \_\_\_\_\_ کو اپنے/ہمارے ایما پر بروز جمعرات ۲۹ اپریل ۲۰۲۱ء کو حبیب انشورنس کمپنی لمیٹڈ کے رجسٹرڈ آفس میں منعقد ہونے والے ۷۸ ویں سالانہ اجلاس عام میں حق رائے دہی استعمال کرنے یا کسی بھی التواء کی صورت میں اپنا/ہمارا بطور مختار (پراکسی) مقرر کرتا/کرتی ہوں/کرتے ہیں۔

آج بروز \_\_\_\_\_ بتاریخ \_\_\_\_\_ ۲۰۲۱ء کو دستخط کئے گئے۔

پانچ روپے مالیت کا  
رسیدی ٹکٹ پر دستخط

دستخط ممبر (رکن)

ممبر (رکن) کے دستخط بینک میں رجسٹرڈ شدہ دستخط سے مماثلت رکھتے ہوں اور سی ڈی سی اکاؤنٹ ہولڈرز کے دستخط اُن کے کمپیوٹرائزڈ قومی شناختی کارڈ یا پاسپورٹ کے نمونہ دستخط سے مماثل ہونا ضروری ہے۔

گواہان:

۱۔ دستخط \_\_\_\_\_ ۲۔ دستخط \_\_\_\_\_  
نام \_\_\_\_\_ نام \_\_\_\_\_  
پتہ \_\_\_\_\_ پتہ \_\_\_\_\_  
کمپیوٹرائزڈ قومی شناختی کارڈ یا پاسپورٹ نمبر \_\_\_\_\_ کمپیوٹرائزڈ قومی شناختی کارڈ یا پاسپورٹ نمبر \_\_\_\_\_

ممبر (رکن) جو اجلاس میں شرکت اور ووٹ دینے کا مجاز ہوا اپنی جگہ کسی اور ممبر (رکن) کو بطور مختار (پراکسی) شرکت کرنے اور ووٹ دینے کا حق تفویض کر سکتا ہے۔ سی ڈی سی اکاؤنٹ ہولڈر یا سب اکاؤنٹ ہولڈر کو مختار نامہ (پراکسی فارم) کے ہمراہ کمپیوٹرائزڈ قومی شناختی کارڈ یا پاسپورٹ کی مصدقہ نقول بھی منسلک کرنی ہوگی۔ مختار (پراکسی) کو اجلاس کے وقت اپنا اصل کمپیوٹرائزڈ قومی شناختی کارڈ یا اصل پاسپورٹ پیش کرنا ہوگا۔ کارپوریٹ ادارہ ہونے کی صورت میں بحیثیت ممبر (رکن)، بورڈ آف ڈائریکٹرز کی منظور شدہ قرارداد/پاور آف اٹارنی بمعہ نمونہ دستخط ہمراہ مختار نامہ (پراکسی فارم) جمع کرانا ہوئے۔

مختار نامہ (پراکسی فارم) پر ممبر (رکن) یا اُن کے اٹارنی کے دستخط ہونا لازمی ہے۔ کارپوریٹ ادارہ ہونے کی صورت میں مختار نامہ (پراکسی فارم) پر کمپنی کی مہر ہونا بھی ضروری ہے۔

مختار نامہ (پراکسی فارم) بمعہ نامزد کرنے والے شخص کی تصدیق شدہ پاور آف اٹارنی (حسب ضرورت) کمپنی کے رجسٹرڈ آفس میں اجلاس کے مقررہ وقت سے کم از کم ۴۸ گھنٹے قبل جمع کرانا ضروری ہے۔

www.jamapunji.pk








 **Jama  
Punji**  
سرمایہ کاری سمجھداری کے ساتھ










**Be aware, Be alert,  
Be safe**

Learn about investing at  
[www.jamapunji.pk](http://www.jamapunji.pk)

**Key features:**

-  Licensed Entities Verification
-  Scam meter\*
-  Jamapunji games\*
-  Tax credit calculator\*
-  Company Verification
-  Insurance & Investment Checklist
-  FAQs Answered

-  Stock trading simulator  
(based on live feed from KSE)
-  Knowledge center
-  Risk profiler\*
-  Financial calculator
-  Subscription to Alerts (event  
notifications, corporate and  
regulatory actions)
-  Jamapunji application for  
mobile device
-  Online Quizzes



Jama Punji is an investor  
Education Initiative of  
Securities and Exchange  
Commission of Pakistan

 [jamapunji.pk](http://jamapunji.pk)

 [@jamapunji\\_pk](https://twitter.com/jamapunji_pk)

\*Mobile apps are also available for download for android and ios devices