


Fateh Sports Wear Limited

Condensed Interim Statement of Financial Position

As at December 31, 2024

	Dec 31, 2024	Jun 30, 2024
	Un-Audited	Audited
	<u>Rupees</u>	
Non Current Assets		
Property, Plant and Equipments	10,238,153	10,376,005
Capital work in Progress	29,844,042	29,844,042
	<u>40,082,195</u>	<u>40,220,047</u>
Current Assets		
Trade Receivables	556,700,000	556,600,000
Advances, Deposits and Prepayments	1,748,395	1,748,395
Cash and Bank Balances	83,592	81,563
	<u>558,531,987</u>	<u>558,429,958</u>
Total	<u>598,614,182</u>	<u>598,650,005</u>
Share Capital & Reserves		
Share Capital	<u>20,000,000</u>	<u>20,000,000</u>
Revenue Reserves		
General reserve	53,500,000	53,500,000
Accumulated profit	491,500,454	493,106,224
	<u>545,000,454</u>	<u>546,606,224</u>
	<u>565,000,454</u>	<u>566,606,224</u>
Current Liabilities		
Trade and Other Payables	7,109,261	5,619,314
Loan from Directors	26,391,076	26,311,076
Provision for Taxation	113,391	113,391
	<u>33,613,728</u>	<u>32,043,781</u>
CONTINGENCIES AND COMMITMENTS - Note No.3		
Total	<u>598,614,182</u>	<u>598,650,005</u>

The annexed notes form an integral part of these condensed financial statements




RAUF ALAM

Chief Executive



SAEED ALAM

Director



MUHAMMAD ISMAIL

Chief Financial Officer

Dated: February 24, 2025

Fateh Sports Wear Limited


Condensed Interim Statement of Profit or Loss & Comprehensive Income

For the Half Year Ended December 31, 2024

(Un-Audited)

	2024		2023	
	OCT-DEC 2023 Rupees	JUL-DEC 2023 Rupees	OCT-DEC 2023 Rupees	JUL-DEC 2023 Rupees
Sales	0	0	0	0
Less: Cost of sales	0	0	0	0
Gross Profit	0	0	0	0
Less: Administration expense	920,170	1,619,959	593,308	1,119,801
	(920,170)	(1,619,959)	(593,308)	(1,119,801)
Add: Other Income				
Exchange Gain/(Loss)	1,600,000	100,000	(13,480,000)	(9,480,000)
Operating Profit/(Loss)	679,830	(1,519,959)	(14,073,308)	(10,599,801)
Less: Financial expenses	40	811	78	582
Other charges	85,000	85,000	75,000	75,000
	85,040	85,811	75,078	75,582
Profit/(Loss) before Taxation	594,790	(1,605,770)	(14,148,386)	(10,675,383)
Taxation	0	0	0	0
Net Profit / (Loss) after Taxation	594,790	(1,605,770)	(14,148,386)	(10,675,383)
Other comprehensive income	0	0	0	0
Total Comprehensive Income/(Loss) for the Period	594,790	(1,605,770)	(14,148,386)	(10,675,383)
Earning / (Loss) per share - Basic and Diluted	0.30	(0.80)	(7.07)	(5.34)

The annexed notes form an integral part of these condensed financial statements.




RAUF ALAM

Chief Executive



SAEED ALAM

Director



MUHAMMAD ISMAIL

Chief Financial Officer


Dated: February 24, 2025

Fateh Sports Wear Limited

Condensed Interim Statement of Cash Flows

For the Half Year Ended December 31, 2024

	31-12-2024 RUPEES	31-12-2023 RUPEES
CASH FLOW FROM OPERATING ACTIVITIES		
(Loss) before taxation	(1,605,770)	(10,675,383)
Adjustments for:		
Foreign Exchange loss / (Gain)	(100,000)	9,480,000
Depreciation	137,852	153,251
Operating (loss) before working capital changes	(1,567,918)	(1,042,132)
(Increase) / Decrease in operating assets		
Trade Receivables	0	0
Advances, deposits and prepayments	0	0
	(1,567,918)	(1,042,132)
Increase / (Decrease) in operating liabilities		
Trade and other payables	1,489,947	573,741
Cash generated from / (used in) operations	(77,971)	(468,391)
Tax deducted at source / paid	0	0
Net Cash from (used in) operating activities	(77,971)	(468,391)
CASH FLOW FROM INVESTING ACTIVITIES		
	0	0
Net Cash from (used in) investing activities	0	0
CASH FLOW FROM FINANCING ACTIVITIES		
Increase / (Decreases) in Loan from directors	80,000	450,000
Net Cash from financing activities	80,000	450,000
Net Increase / (Decrease) in cash and cash equivalents	2,029	(18,391)
Cash and cash equivalent at the beginning of the period	81,563	140,057
Cash and cash equivalent at the end of the period	83,592	121,666




RAUF ALAM

Chief Executive



SAEED ALAM

Director



MUHAMMAD ISMAIL

Chief Financial Officer

Dated: February 24, 2025

Fateh Sports Wear Limited

Condensed Interim Statement of Changes in Equity For the Half Year Ended December 31, 2024


	<u>Amount in Rupees</u>			
	Share Capital	General Reserve	Accumulated (Loss)	Total
Balance as at July 1, 2023	20,000,000	53,500,000	513,011,146	586,511,146
Loss for the period	0	0	(10,675,383)	(10,675,383)
Other Comprehensive income for the period	0	0	0	0
	0	0	(10,675,383)	(10,675,383)
Balance as at December 31, 2023	20,000,000	53,500,000	502,335,763	575,835,763
Balance as at July 1, 2024	20,000,000	53,500,000	493,106,224	566,606,224
Loss for the period	0	0	(1,605,770)	(1,605,770)
Other Comprehensive income for the period	0	0	0	0
	0	0	(1,605,770)	(1,605,770)
Balance as at December 31, 2024	20,000,000	53,500,000	491,500,454	565,000,454



RAUF ALAM
Chief Executive



SAEED ALAM
Director



MUHAMMAD ISMAIL
Chief Financial Officer

Dated: February 24, 2025