



# FFBL

Fauji Fertilizer Bin Qasim Limited

Ref. No. 11.8/Sectt/C

Dated: 24 Oct 2016

The General Manager  
Pakistan Stock Exchange (Guarantee) Limited  
Formerly Karachi Stock Exchange Limited  
Stock Exchange Building, Stock Exchange Road  
Karachi

Securities and Exchange Commission of Pakistan  
NIC Building, Jinnah Avenue,  
Blue Area, Islamabad

Subject: **Financial Results – 3<sup>rd</sup> Quarter Ended 30 Sep 2016**

Dear Sir,

1. We have to inform you that the Board of Directors of our Company in their meeting, held at Islamabad on 24 Oct 2016, recommended the following:-

- |    |   |       |
|----|---|-------|
| a. | Cash Dividend                             | : Nil |
| b. | Bonus Issue                               | : Nil |
| c. | Right Shares                              | : Nil |
| d. | Any other Entitlement / Corporate Action. | : Nil |
| e. | Any other price sensitive Information.    | : Nil |

2. The Financial Results of the Company for the period ended 30 Sep 2016, comprising of Balance Sheet and Profit & Loss Accounts (Unconsolidated as Annex-A and Consolidated as Annex-B) are attached.

3. We will be sending you printed copies of subject accounts for distribution amongst the members of the Exchange in due course.

Regards

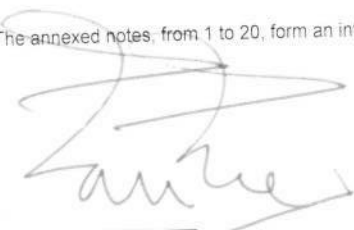
Brig Muhammad Azam, SI(M), (Retd)  
Company Secretary



**FAUJI FERTILIZER BIN QASIM LIMITED**  
**CONDENSED INTERIM BALANCE SHEET**  
**AS AT SEPTEMBER 30, 2016**

	September 30, 2016 (Un - audited) (Rupees '000)	December 31, 2015 (Audited) (Rupees '000)		September 30, 2016 (Un - audited) (Rupees '000)	December 31, 2015 (Audited) (Rupees '000)	
Note			Note			
<b><u>EQUITY AND LIABILITIES</u></b>			<b><u>ASSETS</u></b>			
<b>SHARE CAPITAL AND RESERVES</b>			<b>NON-CURRENT ASSETS</b>			
	9,341,100	9,341,100	Property, plant and equipment	9	11,607,578	12,126,103
Issued, subscribed and paid-up capital	228,350	228,350	Long-term investments	10	20,080,724	17,894,621
Capital reserve	808,261	4,711,566	Long-term deposits		78,643	78,643
Accumulated profit	<u>10,377,711</u>	<u>14,281,016</u>	Long-term loans	11	<u>45,150</u>	-
					<u>31,812,095</u>	<u>30,099,367</u>
<b>NON-CURRENT LIABILITIES</b>			<b>CURRENT ASSETS</b>			
	12,667,000	9,375,000	Stores and spares		2,560,848	2,473,487
Long-term loans	2,217,434	2,734,408	Stock-in-trade		14,836,874	4,549,432
Deferred liabilities	<u>14,884,434</u>	<u>12,109,408</u>	Trade debts		3,118,880	1,024,702
			Advances		733,945	797,346
			Trade deposits and short-term prepayments		52,520	40,609
			Interest accrued		27,834	51,781
			Other receivables	12	3,833,939	4,871,072
			Income tax - net		1,916,109	823,321
			Sales tax refundable		3,030,102	1,128,203
			Short-term investments	13	2,225,497	4,607,748
			Cash and bank balances		4,362,971	8,940,288
					<u>36,699,519</u>	<u>29,307,989</u>
					<u>68,511,614</u>	<u>59,407,356</u>
<b>CONTINGENCIES AND COMMITMENTS</b>						
	<u>68,511,614</u>	<u>59,407,356</u>				

The annexed notes, from 1 to 20, form an integral part of this condensed interim financial information.

  
 CHAIRMAN

  
 CHIEF EXECUTIVE

  
 DIRECTOR

**FAUJI FERTILIZER BIN QASIM LIMITED**  
**CONDENSED INTERIM PROFIT AND LOSS ACCOUNT (UN-AUDITED)**  
**FOR THE PERIOD ENDED SEPTEMBER 30, 2016**

	Note	Quarter ended September 30,		Nine months ended September 30,	
		2016	2015	2016	2015
		(Rupees '000)		(Rupees '000)	
Sales - net		10,227,954	7,057,130	22,101,237	25,051,044
Cost of sales	14	(9,552,460)	(5,472,822)	(21,762,424)	(20,563,333)
<b>Gross profit</b>		<b>675,494</b>	<b>1,584,308</b>	<b>338,813</b>	<b>4,487,711</b>
Selling and distribution expenses		(1,377,569)	(906,079)	(2,987,788)	(2,352,287)
Administrative expenses		(311,751)	(265,937)	(1,025,902)	(915,683)
		(1,013,826)	412,292	(3,674,877)	1,219,741
Finance costs		(621,611)	(580,148)	(1,573,750)	(1,420,452)
Other operating expenses		(456)	(14,614)	(1,814)	(64,922)
		(1,635,893)	(182,470)	(5,250,441)	(265,633)
Other income	15	1,409,016	374,616	3,877,812	1,120,535
<b>(Loss) / profit before taxation</b>		<b>(226,877)</b>	<b>192,146</b>	<b>(1,372,629)</b>	<b>854,902</b>
Taxation	16	67,404	(11,403)	318,369	84,206
<b>(Loss) / profit after taxation</b>		<b>(159,473)</b>	<b>180,743</b>	<b>(1,054,260)</b>	<b>939,108</b>
<b>(Loss) / earnings per share-basic and diluted (Rupees)</b>		<b>(0.17)</b>	<b>0.19</b>	<b>(1.13)</b>	<b>1.01</b>


The annexed notes, from 1 to 20, form an integral part of this condensed interim financial information.



CHAIRMAN



CHIEF EXECUTIVE



DIRECTOR




FAUJI FERTILIZER BIN QASIM LIMITED  
 CONDENSED INTERIM CONSOLIDATED PROFIT AND LOSS ACCOUNT (UN-AUDITED)  
 FOR THE PERIOD ENDED SEPTEMBER 30, 2016

	Note	Quarter ended September 30,		Nine months ended September 30,	
		2016	2015	2016	2015
		(Rupees '000)		(Rupees '000)	
Sales - net		10,566,813	7,056,841	22,547,833	25,051,044
Cost of sales	14	(9,935,680)	(5,469,907)	(22,363,938)	(20,563,332)
<b>Gross profit</b>		<b>631,133</b>	<b>1,586,934</b>	<b>183,895</b>	<b>4,487,712</b>
Selling and distribution expenses		(1,486,543)	(906,080)	(3,136,434)	(2,352,287)
Administrative expenses		(338,637)	(282,214)	(1,097,083)	(967,797)
Finance costs		(1,194,047)	398,640	(4,049,622)	1,167,628
Other operating expenses		(715,151)	(580,184)	(1,757,059)	(1,420,527)
		(456)	(26,861)	(1,814)	(108,762)
Other income	15	(1,909,654)	(208,405)	(5,808,495)	(361,661)
Share of profit/ (loss) of associates and joint venture		811,124	463,897	1,789,935	1,214,891
Others		1,418,274	80,211	3,537,428	558,087
		2,229,398	544,108	5,327,363	1,772,978
<b>Profit / (Loss) before taxation</b>		<b>319,744</b>	<b>335,703</b>	<b>(481,132)</b>	<b>1,411,317</b>
Taxation	16	(75,354)	(166,384)	123,374	54,775
<b>Profit / (Loss) after taxation</b>		<b>244,390</b>	<b>169,319</b>	<b>(357,758)</b>	<b>1,466,092</b>
<b>Attributable to:</b>					
- Owners of the holding Company		311,339	169,759	(218,505)	1,466,532
- Non controlling interest		(66,949)	(440)	(139,253)	(440)
		244,390	169,319	(357,758)	1,466,092
<b>Earnings / (Loss) per share - basic and diluted (Rupees)</b>		<b>0.26</b>	<b>0.18</b>	<b>(0.38)</b>	<b>1.57</b>

The annexed notes, from 1 to 20, form an integral part of this condensed interim consolidated financial information.

  
 CHAIRMAN

  
 CHIEF EXECUTIVE

  
 DIRECTOR