

Manufacturers Of Quality PET Bottles and Preforms



# **CONDENSED INTERIM FINANCIAL STATEMENTS**

**FOR THE FIRST QUARTER ENDED  
SEPTEMBER 30, 2022 (UN-AUDITED)**

# Table of Contents

- Vision & Mission Statement
- Corporate Strategy
- Company Information
- Directors' Report
- Condensed Interim Statement of Financial Position
- Condensed Interim Statement of Profit or Loss
- Condensed Interim Statement of Comprehensive Income
- Condensed Interim Statement of Changes in Equity
- Condensed Interim Statement of Cash Flows
- Notes to the Condensed Interim Financial Statements



**Quality**

is Our Forté

# Vision & Mission Statement

To Systematically and cost effectively manufacture and supply consistently high quality products and services thus achieving customer satisfaction profitably, thereby ensuring the financial well being of the company and maximum returns to the shareholders





# Corporate Strategy

Retain market share  
leadership through quality  
and price competitiveness  
while creating value as a low  
cost producer

# COMPANY INFORMATION

## BOARD OF DIRECTORS

Mr. Amar Zafar Khan	Chairman
Mr. Hussain Jamil	Chief Executive Officer
Mr. Ahsan Jamil	Non-Executive Director
Mr. Ali Jamil	Non-Executive Director
Mr. Asad Ali Sheikh	Non-Executive Director
Ms. Laila Jamil	Non-Executive Director
Mrs. Sonya Jamil	Non-Executive Director
Ms. Laila Jamil	Non-Executive Director

## AUDIT COMMITTEE

Mr. Asad Ali Sheikh	Chairman
Mr. Amar Zafar Khan	Member
Mr. Ahsan Jamil	Member
Mr. Ali Jamil	Member

## HUMAN RESOURCE & REMUNERATION COMMITTEE

Mr. Amar Zafar Khan	Chairman
Mr. Hussain Jamil	Member
Mr. Ahsan Jamil	Member
Mr. Asad Ali Sheikh	Member
Mrs. Sonya Jamil	Member

## CHIEF FINANCIAL OFFICER

Mr. Muhammed Ali Adil

## COMPANY SECRETARY

Mr. Awais Imdad

## BANKERS

Bank Al-Habib Limited	Habib Bank Limited
JS Bank Limited	Bank of Khyber
Askari Bank Limited	PAIR Investment Co. Ltd.

## AUDITORS

A.F. Ferguson & Co.	Chartered Accountants
---------------------	-----------------------

## SHARE REGISTRAR

M/s. THK Associates (Pvt.) Limited 1st Floor, 40-C, Block-6, P.E.C.H.S., Karachi 75400, Pakistan	Ballotter, Share Registrar & Transfer Agent
---	---

## LEGAL ADVISOR

M/s. FGE Ebrahim Hosain	Advocate & Corporate Counsel
-------------------------	------------------------------

## REGISTERED OFFICE AND FACTORY

112-113, Phase V, Hattar Industrial Estate, Hattar, District Haripur, Khyber Pakhtunkhwa  
 Tel: (0995) 617720 & 23, 617347 Fax: (0995) 617074, www.ecopack.com.pk

# DIRECTORS' REPORT

The Board of Directors of EcoPack Limited is pleased to present the Directors' Report and the unaudited financial statements for the quarter ended 30<sup>th</sup> September 2022:

## OVERVIEW

While the macro-economic environment continued to deteriorate due to the weak fundamentals of the economy and the ongoing political uncertainty in the country, the situation was further exacerbated due to the unprecedented rains and flash floods that played widespread havoc in all the provinces.

In addition to the rapid devaluation of the Pak Rupee to historic levels during Q1 of FY2023, the adoption of the IMF conditionalities imposed by the GOP to revive the Funds program, the rise in international crude oil & gas prices enhanced the CAD of the country. Consequently, stringent actions were taken to cut the CAD by reducing imports and slowing down the economy by increasing interest rates and forcibly curbing imports through fiscal measures. Thus, monthly inflation during the quarter under review exceeded 35% taking an annual toll of over 20% in the last 12 months ended September 2022.

Sharp rises in costs and lower sales due to a huge dislocation in a third of the country on account of floods in this quarter caused significant losses to the company compared to a profitable QoQ last year. Consumption and consequently our Sales volume fell as demand for our products took a hit as large parts of the country and population were adversely impacted by rising inflation, high commodity prices and declining purchasing power compared to the corresponding quarter last year.

## SALES & FINANCIAL HIGHLIGHTS

Net sales revenue increased by 19% from Rs. 1.04 billion to Rs. 1.23 billion as compared to the corresponding quarter last year. The major contribution to this revenue growth is an exponential rise in basic raw material prices (PET Resin) by 66% during the 1QFY23. Due to the terrible floods and dislocation of a huge population, capacity utilization could not be achieved as per target or compared to the previous year either, hence, the fixed cost could not be absorbed at the required level. Electricity cost has significantly increased by 62%, i.e., from Rs. 19.55 per unit to Rs. 31.77 per unit. Due to the low- capacity utilization and various costs escalation, we have recorded a gross profit of Rs. 3.85 million against gross profit of Rs. 84.04 million same period last year. Similarly, Operating Loss has been recorded at Rs. 35.52 million against an Operating Profit of Rs. 50.50 million last year on a QoQ basis.

Financial charges have significantly increased from Rs. 22.17 million to Rs. 45.09 million, an increase of 103% mainly on account of the sharp increase in KIBOR and the SBP discount rate. KIBOR increased from 7.78% last year to 15.77% during 1QFY23 i.e., an increase of 103%.

Pre-tax loss is recorded at Rs. 80.62 million against a pre-tax profit of Rs. 28.33 million as compared to last year's first quarter. However, Post-tax loss comes to Rs. 55.68 million against a post-tax profit of Rs. 25.38 million same period last year.

Loss per share (basic and diluted) for the first quarter of FY 2023 is Rs. 1.33 per share against earning per share of Rs. 0.55 per share for the last year's corresponding quarter.

## FUTURE OUTLOOK

As the afore-mentioned devastation caused by the extraordinary flooding and disruption of livelihoods and families, gradually reverts to a semblance of normality with help from international donors and multi-lateral agencies, GOP, Pakistani diaspora abroad and individuals across the landscape, it is expected that general social activity and

consumption will normalize to previous levels. A widely anticipated worldwide economic recession is a strong concern (by WB & IMF) which is likely to slow down the world economy significantly. This is expected to substantially bring down commodity prices, including crude oil & gas, thus providing relief to economies via lower interest rates necessary to catalyze growth and employment the world over.

As your company has consistently paid off the bulk of its long-term debts, it is better poised to absorb the shocks of both high inflation and lower than estimated demand due to the erosion of disposable income in the mass consumption base of the market.

The balanced range of its product offerings to its long-term customers along with a well-earned reputation as a reliable & trustworthy vendor to the Beverage industry, puts your company in a relatively good position versus its competing peers to overcome the present challenges being encountered by the entire industry.


## RISKS

Much of the risks mentioned in the earlier Reports continue to haunt the economy and the country. While a much-awaited IMF program has been revived, it is with severe and harsh conditions for the common man and businesses across the board.

Political unrest and uncertainty remain a dark cloud hanging over the country as we enter the last phase of the present government's term leading to national elections.

Supply-Chain disruptions, volatile crude oil prices and a strong US Dollar constitute a common denominator driving our inflationary woes. Geo-political turmoil internationally among great powers continues to pose severe challenges specially to developing countries, such as ours.

For & on behalf of the Board of Directors



**Asad Ali Sheikh**  
Director



**Hussain Jamil**  
Chief Executive Officer

**Note :** Annexure "A" is hereby enclosed for the disclosure of other information

# “ANNEXURE A” TO THE DIRECTORS’ REPORT

1. The total number of Directors are seven as follows:
  - a. Male : 05
  - b. Female : 02
  
2. The composition of the Board is as follows:
  - a) **Independent Directors**

(1) Mr. Amar Zafar Khan	(2) Mr. Asad Ali Sheikh
-------------------------	-------------------------
  - b) **Non-executive Directors**

(1) Mr. Ahsan Jamil	(2) Mr. Ali Jamil
---------------------	-------------------
  - c) **Executive Directors**

(1) Mr. Hussain Jamil
-----------------------
  - d) **Female Directors (Non-executive Director)**

(1) Mrs. Sonya Jamil	(2) Ms. Laila Jamil
----------------------	---------------------
  
3. The Board has formed committees comprising members as given below:
  - a) **Audit Committee**

(1) Mr. Asad Ali Sheikh	-	Chairman
(2) Mr. Amar Zafar Khan	-	Member
(3) Mr. Ahsan Jamil	-	Member
(4) Mr. Ali Jamil	-	Member
  - b) **Human Resource and Remuneration (HR & R) Committee**

(1) Mr. Amar Zafar Khan	-	Chairman
(2) Mr. Hussain Jamil	-	Member
(3) Mr. Ahsan Jamil	-	Member
(4) Mr. Asad Ali Sheikh	-	Member
(5) Mrs. Sonya Jamil	-	Member
  
4. The Board has approved the Remuneration Policy of Directors and significant features are as follows:
  - The Board of Directors (“BOD”) shall, from time to time, determine and approve the remuneration of the members of the BOD for attending Board Meetings. Such level of remuneration shall be appropriate and commensurate with the level of responsibility and expertise offered by the members of the BOD, and shall be aimed at attracting and retaining members needed to govern the Company successfully and creating value addition.
  - No single member of the BOD shall determine his/her own remuneration.

For & on behalf of the Board of Directors



**ASAD ALI SHEIKH**  
DIRECTOR



**HUSSAIN JAMIL**  
CHIEF EXECUTIVE OFFICER

Date: September 27, 2022

## ڈائریکٹرز رپورٹ

ایکویک لیمنڈ کے بورڈ آف ڈائریکٹرز کی جانب سے 30 ستمبر 2022 کو ختم ہونے والی مالی سال کی پہلی سہ ماہی کے غیر آڈٹ شدہ گوشوارے مسرت سے پیش کیے جا رہے ہیں:

### جائزہ:

جہاں کمزور بنیادوں پر استوار معیشت اور ملکی سیاست میں غیر یقینی صورتحال کی وجہ سے میکرو اکنامک ماحول روز بروز خراب ہوتا چلا گیا، وہیں غیر معمولی بارشوں اور سیلاب نے صورتحال کی خرابی میں مزید اضافہ کیا جس سے تمام صوبوں میں بڑے پیمانے پر تباہی پھیل گئی۔

مالی سال 2023 کی پہلی سہ ماہی کے دوران پاکستانی روپے کی قدر میں تیزی سے ہوئی تاریخی کمی کے علاوہ، فنڈز پروگرام کو بحال کرنے کے لیے GOP کی ذریعہ عائد کردہ IMF کی شرائط کو اپنانا، بین الاقوامی خام تیل اور گیس کی قیمتوں میں اضافے نے ملک کے CAD میں اضافہ کیا۔ نتیجتاً، CAD میں اضافہ کو کم کرنے کے لیے درآمدات میں کمی اور شرح سود میں اضافہ کرنا پڑا اور جبری مالیاتی اقدامات کے ذریعے درآمدات کو روک کر معیشت کو سست کیا گیا۔ اس طرح، زیر جائزہ سہ ماہی میں ماہانہ افراط زر ستمبر 2022 کو ختم ہونے والے آخری 12 مہینوں میں 20 فیصد زائد سالانہ نقصان کے ساتھ 35 فیصد سے تجاوز کر گیا۔

اس سہ ماہی میں سیلاب کی وجہ سے ملک کے ایک تہائی حصے میں بہت زیادہ نقل مکانی کی وجہ سے لاگت میں تیزی سے اضافہ اور فروخت میں کمی نے کمپنی کو گزشتہ سال کے منافع بخش QoQ کے مقابلے میں بہت زیادہ نقصان پہنچایا۔ ملک کے بڑے حصے اور آبادی، مہنگائی اور اجناس کی قیمتوں میں ہونے والے بے تحاشا اضافے اور قوت خرید میں کمی کی وجہ سے شدید متاثر ہوئے نتیجتاً گزشتہ سال کی اسی سہ ماہی کے مقابلے میں ہماری مصنوعات کی مانگ میں ہونے والی کمی نے کھپت اور فروخت کے حجم کو گرا دیا۔

### فروخت اور مالیات کے اہم نقاط:

فروخت کی مد میں حاصل شدہ آمدن گزشتہ سال کی اسی سہ ماہی کے مقابلے میں 1.04 بلین روپے سے بڑھ کر 1.23 بلین روپے تک پہنچ گئی یعنی مجموعی طور پر 19 فیصد کا اضافہ ہوا۔ پہلی سہ ماہی میں ہونے والے اس اضافے کی بنیادی وجہ خام مال (PET Resin) کی قیمتوں میں تیزی سے ہونے والا اضافہ ہے۔ شدید سیلاب اور کثیر آبادی کی نقل مکانی کی وجہ سے ہماری پیداواری صلاحیت کا حصول نہ تو مقررہ ہدف کے مطابق اور نہ ہی گزشتہ سال کے مطابق ممکن ہو سکا۔ بجلی کی قیمت میں نمایاں طور پر 62 فیصد کا اضافہ ہوا ہے، یعنی 19.55 روپے فی یونٹ سے بڑھ کر 31.77 روپے فی یونٹ ہو گئی ہے۔ کم گنجائش کے استعمال اور مختلف اخراجات میں اضافے کی وجہ سے ہم نے گزشتہ سال کے اسی عرصے میں 84.04 بلین روپے کے مجموعی منافع کے مقابلے میں 3.85 بلین روپے کا مجموعی منافع حاصل کیا ہے۔ اسی طرح آپریٹنگ نقصان 35.52 بلین روپے ریکارڈ کیا گیا ہے جبکہ گزشتہ سال QoQ کی بنیاد پر آپریٹنگ منافع 50.50 بلین روپے تھا۔

مالیاتی چارجز 22.17 بلین روپے سے بڑھ کر 45.09 بلین روپے ہو گئے ہیں، یعنی 103 فیصد اضافہ ہوا جس کی بنیادی وجہ KIBOR کی مد میں ہوا خاطر خواہ اضافہ اور اسٹیٹ بینک ڈسکاؤنٹ ریٹ میں اضافہ ہے۔ KIBOR گزشتہ مالی سال کی پہلی سہ ماہی کے 7.78 فیصد سے بڑھ کر مالی سال 2023 کی پہلی سہ ماہی کے دوران 15.77 فیصد ہو گیا یعنی 103 فیصد کا اضافہ ہوا۔

گزشتہ سال کی پہلی سہ ماہی کے مقابلے میں قبل از ٹیکس خسارہ 28.33 بلین روپے کے قبل از ٹیکس منافع کے مقابلے میں 80.62 بلین روپے ریکارڈ کیا گیا ہے۔ تاہم بعد از ٹیکس خسارہ 55.68 بلین روپے ہے جبکہ گزشتہ سال کے اسی دورانیہ میں 25.38 بلین روپے کا بعد از ٹیکس منافع ہوا تھا۔

مالی سال 2023 کی پہلی سہ ماہی کے لئے فی حصص نقصان (basic and diluted) 1.33 روپے فی حصص ہے جبکہ پچھلے سال کی اسی سہ ماہی کے لئے فی حصص آمدن 0.55 روپے تھی۔

### مستقبل کے امکانات:

چونکہ غیر معمولی سیلاب، ذریعہ معاش اور خاندانوں میں خلل کی وجہ سے ہونے والی مذکورہ بالا تباہی آہستہ آہستہ بین الاقوامی عطیہ دہندگان اور کثیر الہبتی ایجنسیوں، GOP، بیرون ملک مقیم پاکستانی تارکین وطن اور کرہ ارض میں بسنے والے افراد کی مدد سے معمول کی جانب لوٹ رہی ہے، توقع ہے کہ عام معاشرتی سرگرمیاں اور کھپت معمول کی پچھلی سطح پر آجائے گی۔ ایک وسیع پیمانے پر متوقع عالمی اقتصادی کساد بازاری ایک مضبوط تشریح ہے (WB اور IMF کی طرف سے) جس کی وجہ سے عالمی معیشت کے نمایاں طور پر سست ہونے کا امکان ہے۔ اس سے خام تیل اور گیس سمیت اجناس کی قیمتوں میں کافی حد تک کمی آنے کی توقع ہے، اس طرح دنیا بھر میں ترقی اور روزگار کو متحرک کرنے کے لیے ضروری کم شرح سود سے معیشتوں کو ریلیف ملے گا۔

چونکہ آپ کی کمپنی اپنے طویل مدتی قرضوں کا بڑا حصہ مستقل طور پر ادا کرتی رہی ہے، اس لیے یہ مارکیٹ کے بڑے پیمانے پر کھپت کی بنیاد میں بعد از ٹیکس و اخراجات آمدنی میں کمی کی وجہ سے بلند افراط زر اور توقع سے کم طلب کے دونوں کے جھکوں کو برداشت کرنے کے لئے پوری طرح تیار ہے۔

مشروبات کی صنعت کے لئے ایک قابل اعتماد فروخت کنندہ کے طور پر اچھی طرح سے کمائی ہوئی ساکھ کے ساتھ ساتھ اپنے طویل مدتی گاہکوں کو اس کی مصنوعات کی پیشکش کی متوازن رینج، آپ کی کمپنی کو موجودہ چیلنجوں پر قابو پانے کے لئے مسابقتی ساتھیوں کے مقابلے میں نسبتاً بہتر پوزیشن میں رکھتا ہے۔


## خطرات:

پچھلی رپورٹوں میں جن خطرات کا ذکر کیا گیا ہے ان میں سے زیادہ تر ملک اور معیشت کے لیے پریشان کن ہیں۔ اگرچہ آئی ایم ایف کے ایک طویل عرصے سے منتظر پروگرام کو بحال کیا گیا ہے، لیکن یہ عام آدمی اور کاروباری اداروں کے لئے یکساں طور پر سخت اور مشکل حالات لیے ہوئے ہے۔


سیاسی بدامنی اور غیر یقینی صورتحال ملک پر سیاہ بادل کی صورت چھائی ہوئی ہے کیونکہ ہم موجودہ حکومتی مدت کے آخری مرحلے میں داخل ہو رہے ہیں جس کے نتیجے میں قومی انتخابات ہونے جارہے ہیں۔

سپلائی چین میں رکاوٹیں، خام تیل کی قیمتوں میں اتار چڑھاؤ اور مضبوط امریکی ڈالر ہماری افراط زر سے متعلق پریشانیوں میں اضافہ کرنے والا ایک مشترک عنصر ہے۔ عالمی سطح پر بڑی طاقتوں کے درمیان جغرافیائی سیاسی انتشار خاص طور پر ہمارے جیسے ترقی پذیر ممالک کے لیے شدید مشکلات کا باعث بن رہا ہے۔

برائے اور منجانب بورڈ آف ڈائریکٹرز



حسین جمیل  
 چیف ایگزیکٹو آفیسر




اسد علی شیخ  
 ڈائریکٹر


نوٹ: ضمیمہ ”الف“ دیگر معلومات کی فراہمی کے لیے منسلک ہے۔

## ڈائریکٹرز کی رپورٹ کے مطابق ”ضمیمہ الف“

1. ڈائریکٹرز کی کل تعداد سات درج ذیل ہے:
  - a. مرد: 05
  - b. خواتین: 02
2. بورڈ کی تشکیل درج ذیل ہے:
  - (a) آزاد ڈائریکٹرز  
(1) جناب عامر ظفر خان  
(2) جناب اسد علی شیخ
  - (b) نان ایگزیکٹو ڈائریکٹرز  
(1) جناب احسن جمیل  
(2) جناب علی جمیل
  - (c) ایگزیکٹو ڈائریکٹرز  
(1) جناب حسین جمیل
  - (d) خاتون ڈائریکٹر (نان ایگزیکٹو ڈائریکٹر)  
(1) مسز سونیا جمیل  
(2) محترمہ لیلی جمیل
3. بورڈ نے ارکان پر مشتمل کمیٹیاں تشکیل دی ہیں جیسا کہ ذیل میں دیا گیا ہے:
  - (a) آڈٹ کمیٹی
    - (1) جناب اسد علی شیخ
    - (2) جناب عامر ظفر خان
    - (3) جناب احسن جمیل
    - (4) جناب علی جمیل
  - (b) انسانی وسائل اور معاوضہ (ایچ آر آر) کمیٹی
    - (1) جناب عامر ظفر خان
    - (2) جناب حسین جمیل
    - (3) جناب احسن جمیل
    - (4) جناب اسد علی شیخ
    - (5) مسز سونیا جمیل
4. بورڈ نے ڈائریکٹرز کے لیے معاوضے کی پالیسی منظور کی ہے جس کے نمایاں پہلو مندرجہ ذیل ہیں:
  - بورڈ آف ڈائریکٹرز (BOD) وقتاً فوقتاً بورڈ آف ڈائریکٹرز کے اراکین کے لیے بورڈ اجلاسوں میں شرکت کے عوض معاوضے کا تعین اور منظوری دے گا۔ ایسا معاوضہ ذمہ داری کی سطح اور BOD اراکین کی پیش کردہ مہارت کے ہم پلہ ہو گا اور اس کا مقصد ایسے اراکین کو اپنی طرف کشش دلانا اور اپنے ساتھ رکھنا جنکی کمپنی کو کامیابی سے چلانے اور قدری قیمت پیدا کرنے کے لیے ضرورت ہے۔
  - BOD کا کوئی رکن انفرادی طور پر اپنے معاوضے کا تعین نہیں کرے گا۔

برائے اور منجانب بورڈ آف ڈائریکٹرز

  
حسین جمیل  
چیف ایگزیکٹو آفیسر

  
اسد علی شیخ  
ڈائریکٹر

تاریخ: 27 ستمبر، 2022

## STATEMENT OF FINANCIAL POSITION

AS AT SEPTEMBER 30, 2022	Note	(Un-audited) 30 September 2022	(Audited) 30 June 2022
(Rupees in thousand)			
<b>NON CURRENT ASSETS</b>			
Property, plant and equipment	4	1,401,569	1,424,091
Intangible assets		4,274	4,477
Long term deposits		13,821	12,609
Deferred tax asset - net		24,148	-
		<b>1,443,812</b>	<b>1,441,177</b>
<b>CURRENT ASSETS</b>			
Stores, spares and loose tools	5	79,655	84,827
Stock-in-trade	6	513,483	384,593
Trade debts		192,069	440,522
Loans and advances	7	73,877	80,211
Deposits, prepayments and other receivables		44,523	4,611
Advance tax - net		18,637	33,116
Short-term investments	8	7,125	7,125
Cash and bank balances		28,967	25,715
		<b>958,335</b>	<b>1,060,720</b>
<b>TOTAL ASSETS</b>		<b>2,402,147</b>	<b>2,501,897</b>
<b>SHARE CAPITAL AND RESERVES</b>			
Authorised capital		500,000	500,000
Issued, subscribed and paid-up capital	9	419,638	419,638
Revenue reserve - Unappropriated profits		379,429	427,835
Surplus on revaluation of property, plant and equipment	10	176,308	183,580
		<b>975,375</b>	<b>1,031,053</b>
<b>NON-CURRENT LIABILITIES</b>			
Long term finances - secured	11	76,727	84,343
Deferred government grant		1,269	1,783
Lease liabilities	12	63,317	68,710
Deferred tax liabilities - net		-	16,714
		<b>141,314</b>	<b>171,550</b>
<b>CURRENT LIABILITIES</b>			
Employees' retirement benefits		34,190	33,418
Trade and other payables	13	232,093	478,466
Unclaimed dividend		2,939	2,937
Short term borrowings - secured		877,806	606,640
Short term running finance - secured		1,520	202
Current maturity of non-current liabilities		136,909	177,631
		<b>1,285,458</b>	<b>1,299,294</b>
Contingencies and commitments	14		
<b>TOTAL EQUITY AND LIABILITIES</b>		<b>2,402,147</b>	<b>2,501,897</b>

The annexed notes 1 to 24 form an integral part of these financial statements.

  
Chief Financial Officer

  
Chief Executive Officer

  
Director

**STATEMENT OF PROFIT OR LOSS**  
 FOR THE QUARTER ENDED SEPTEMBER 30, 2022

	Note	For the quarter ended September	
		2022	2021
		(Rupees in thousand)	
Revenue from contracts with customers		<b>1,444,925</b>	1,218,830
Sales tax and discounts		<b>(210,966)</b>	(179,201)
Revenue from contracts with customers - net	15	<b>1,233,959</b>	1,039,629
Cost of sales	16	<b>(1,230,113)</b>	(955,584)
<b>GROSS PROFIT</b>		<b>3,846</b>	84,045
Selling expenses		<b>(8,122)</b>	(6,426)
Administrative and general expenses		<b>(30,939)</b>	(28,537)
Other expenses		<b>(306)</b>	(54)
Other income		-	1,474
		<b>(39,367)</b>	(33,543)
<b>OPERATING (LOSS) / PROFIT</b>		<b>(35,521)</b>	50,502
Finance cost		<b>(45,096)</b>	(22,173)
<b>(LOSS) / PROFIT BEFORE TAXATION</b>		<b>(80,617)</b>	28,329
Taxation		<b>24,939</b>	(2,949)
<b>(LOSS) / PROFIT FOR THE PERIOD</b>		<b>(55,678)</b>	25,380
(Loss) / earnings per share - basic and diluted (Rs.)	17	<b>(1.33)</b>	0.55

The annexed notes 1 to 24 form an integral part of these financial statements.

Chief Financial Officer

Chief Executive Officer

Director

**STATEMENT OF COMPREHENSIVE INCOME**  
 FOR THE QUARTER ENDED SEPTEMBER 30, 2022

	Note	<b>2022</b> (Rupees in thousand)	2021
<b>(LOSS) / PROFIT FOR THE PERIOD</b>		<b>(55,678)</b>	25,380
<b>OTHER COMPREHENSIVE INCOME / (LOSS):</b>			
Other comprehensive income		-	-
<b>TOTAL COMPREHENSIVE INCOME FOR THE PERIOD</b>		<u><b>(55,678)</b></u>	<u>25,380</u>

The annexed notes 1 to 24 form an integral part of these financial statements.

\_\_\_\_\_  
**Chief Financial Officer**

\_\_\_\_\_  
**Chief Executive Officer**


\_\_\_\_\_  
**Director**

## STATEMENT OF CHANGES IN EQUITY

FOR THE QUARTER ENDED SEPTEMBER 30, 2022

	Share Capital	Unappropri- ated profits	Surplus on revaluation of property and plant	Total
	----- Rupees in thousand -----			
<b>Balance as at July 1, 2021</b>	<b>381,489</b>	<b>347,347</b>	<b>121,233</b>	<b>850,069</b>
- Profit for the period	-	25,380	-	25,380
- Other comprehensive (loss)	-	-	-	-
Total comprehensive income for the period	-	25,380	-	25,380
Transfer from surplus on revaluation of property, plant and equipment on account of incremental depreciation for the period - net of deferred taxation	-	5,148	(5,148)	-
<b>Balance as at September 30, 2021</b>	<b>381,489</b>	<b>377,875</b>	<b>116,085</b>	<b>875,449</b>
<b>Balance as at July 1, 2022</b>	419,638	427,835	183,580	1,031,053
- Loss for the period	-	(55,678)	-	(55,678)
- Other comprehensive income	-	-	-	-
Total comprehensive income for the period	-	(55,678)	-	(55,678)
Transfer from surplus on revaluation of property, plant and equipment on account of incremental depreciation for the period - net of deferred taxation	-	7,272	(7,272)	-
<b>Balance as at September 30, 2022</b>	<b>419,638</b>	<b>379,429</b>	<b>176,308</b>	<b>975,375</b>


The annexed notes 1 to 24 form an integral part of these financial statements.



Chief Financial Officer



Chief Executive Officer




Director

## STATEMENT OF CASH FLOWS

FOR THE QUARTER ENDED SEPTEMBER 30, 2022

	2022	2021
	(Rupees in thousand)	
Note		
<b>CASH FLOW FROM OPERATING ACTIVITIES</b>		
(Loss) / Profit for the period - before taxation	<b>(80,617)</b>	28,329
Adjustments for non-cash items:		
Depreciation and amortization	<b>35,097</b>	34,481
(Gain) / loss on disposal of property, plant and equipment	<b>(90)</b>	(84)
Provision for gratuity	<b>2,073</b>	1,363
Finance cost	<b>45,096</b>	22,173
	<b>1,559</b>	86,262
Changes in working capital		
Decrease in stores & spares	<b>5,172</b>	120
(Increase) / Decrease in stock in trade	<b>(128,890)</b>	41,907
Decrease / (Increase) in trade debts	<b>248,453</b>	(78,170)
Decrease / (Increase) in loans and advances	<b>6,334</b>	(27,049)
(Increase) in deposits, prepayments and other receivables	<b>(39,912)</b>	(7,301)
(Decrease) / Increase in trade and other payables	<b>(246,373)</b>	25,295
	<b>(155,215)</b>	(45,198)
	<b>(153,657)</b>	41,064
Finance cost paid - short term borrowings	<b>(22,499)</b>	(17,970)
Change in long term deposits	<b>(1,212)</b>	-
Contributions to gratuity	<b>(1,300)</b>	-
Income taxes paid	<b>(1,445)</b>	(25,125)
<b>Net cash (used in) operating activities</b>	<b>(180,113)</b>	(2,031)
<b>CASH FLOW FROM INVESTING ACTIVITIES</b>		
Purchase of property, plant and equipment	<b>(7,581)</b>	(7,987)
Sale proceeds from disposal of property, plant and equipment	<b>795</b>	909
<b>Net cash (used in) investing activities</b>	<b>(6,786)</b>	(7,078)
<b>CASH FLOW FROM FINANCING ACTIVITIES</b>		
Repayment of lease liabilities	<b>(37,307)</b>	(28,910)
Repayment of long-term finances	<b>(20,994)</b>	(18,716)
Short-term borrowings received	<b>257,175</b>	34,363
Finance cost paid on long-term finances and lease liabilities	<b>(10,041)</b>	(3,120)
<b>Net cash generated from / (used in) financing activities</b>	<b>188,833</b>	(16,383)
<b>NET (DECREASE) / INCREASE IN CASH AND CASH EQUIVALENTS</b>	<b>1,934</b>	(25,492)
Cash and cash equivalents at beginning of the period	<b>25,513</b>	28,697
<b>CASH AND CASH EQUIVALENTS AT END OF THE PERIOD</b>	<b>27,447</b>	3,205


The annexed notes 1 to 24 form an integral part of these financial statements.



Chief Financial Officer



Chief Executive Officer



Director

## NOTES TO THE CONDENSED INTERIM FINANCIAL STATEMENTS (UN-AUDITED)

FOR THE QUARTER ENDED SEPTEMBER 30, 2022

### 1. Legal status and operations

Ecopack Limited (the Company) was incorporated in Pakistan on August 25, 1991 as a private limited company and converted to a public limited company on April 29, 1992 under the repealed Companies Ordinance, 1984 (repealed upon enactment of the Companies Act, 2017) and commenced its commercial production in 1993. The Company has its shares quoted on the Pakistan Stock Exchange Limited. The Company is principally engaged in manufacturing and sale of Polyethylene Terephthalate (PET) bottles and preforms for the market of beverages and other liquid packaging industry. The head office of the Company is situated at 19, Main Street City Villas, Near High Court Road, Rawalpindi and its registered office and manufacturing facility is located at Hattar Industrial Estate, Khyber Pakhtunkhwa.

### 2. Statement of compliance

These condensed interim financial statements for three month period ended September 30, 2022 have been prepared in accordance with the accounting and reporting standards as applicable in Pakistan for interim financial reporting. The accounting and reporting standards as applicable in Pakistan for interim financial reporting comprise of:

- i) International Accounting Standard (IAS) 34, Interim Financial Reporting, issued by the International Accounting Standards Board (IASB) as notified under the Companies Act, 2017; and
- ii) Provisions of and directives issued under the Companies Act, 2017.

Where the provisions of and directives issued under the Companies Act, 2017 differ with the requirements of IAS 34, the provisions of and directives issued under the Companies Act, 2017 have been followed.

The disclosures in these condensed interim financial statements does not include all of the information required for annual financial statements and should be read in conjunction with the annual financial statements as at and for the year ended June 30, 2022.

### 3. Significant accounting policies

The accounting policies and significant judgements made in the preparation of these condensed interim financial statements are consistent with those followed in the preparation of the audited financial statements for the year ended June 30, 2022.

	Note	Un-audited 30 September 2022	Audited June 30, 2022
Rupees in thousand			
<b>4. Property, plant and equipment</b>			
Operating fixed assets	4.1	<b>1,361,854</b>	1,385,930
Capital work-in-progress		<b>13,803</b>	12,890
Capital spares - net of depreciation		<b>25,912</b>	25,271
		<b>1,401,569</b>	1,424,091
<b>4.1 Operating fixed assets - at net book value</b>			
Net book value at the beginning of the period / year		<b>1,385,930</b>	1,312,120
Additions during the period / year	4.1.1	<b>11,521</b>	120,762
Revaluation during the period		-	89,141
Disposals during the period / year		<b>(705)</b>	(3,529)
Depreciation charged for the period / year		<b>(34,892)</b>	(132,564)
Net book value at the end of the period / year		<b>1,361,854</b>	1,385,930
<b>4.1.1 Additions during the period / year</b>			
Factory building and roads on lease-hold land		<b>174</b>	929
Plant and Machinery - owned		<b>440</b>	39,500
Plant and Machinery - right of use		-	37,688
Factory equipment		<b>3,973</b>	26,126
Office equipment		<b>702</b>	3,137
Vehicle - owned		<b>737</b>	53
Vehicle - right of use		<b>5,494</b>	13,329
		<b>11,521</b>	120,762
<b>5. Stores, spares and loose tools</b>			
Stores and spares		<b>113,606</b>	118,137
Loose tools		<b>2,807</b>	2,806
		<b>116,413</b>	120,943
Provision against slow moving stores and spares		<b>(10,415)</b>	(10,415)
Capital spares transferred to property, plant and equipment		<b>(26,342)</b>	(25,701)
		<b>79,655</b>	84,827
<b>6. Inventories</b>			
Raw materials		<b>134,853</b>	121,426
Packing materials		<b>25,056</b>	16,379
Work in process - preforms		<b>257,259</b>	117,973
Finished goods - bottles		<b>96,315</b>	128,815
		<b>513,483</b>	384,593
Allowance for obsolete stocks		-	-
		<b>513,483</b>	384,593

	Note	Un-audited 30 September 2022	Audited June 30, 2022
Rupees in thousand			
<b>7. Loans and advances</b>			
Advances to:			
Suppliers and contractors - unsecured		<b>53,044</b>	60,701
Employees - secured	7.1	<b>13,999</b>	14,627
Employees for expenses		<b>6,834</b>	4,883
		<b>73,877</b>	80,211

**8. Short term investments**

This represents Term Deposit Receipt (TDR) of Bank Al Habib Limited (the Bank) carrying mark up of 6.35% (June 30, 2022: 6.35%) per annum and maturing on November 2, 2022. This has been held as margin against Bank Guarantee issued by the Bank in favor of Sui Northern Gas Pipelines Limited as mentioned in note 14.2.1.

**9. Share Capital**

**9.1 Authorized share capital**

This represents 50,000,000 (June 2022: 50,000,000) ordinary shares of Rs 10 each.

**9.2 Issued, subscribed and paid-up capital**

Un-audited 30 September 2022	Audited June 30, 2022		Un-audited 30 September 2022	Audited 30 June 2022
		Number of shares		Rupees in thousand
<b>10,262,664</b>	10,262,664	Ordinary shares of Rs 10/- each issued against cash	<b>102,627</b>	102,627
<b>31,701,177</b>	31,701,177	Ordinary shares of Rs 10/- each issued as fully paid bonus shares	<b>317,011</b>	317,011
<b>41,963,841</b>	41,963,841		<b>419,638</b>	419,638

	Note	Un-audited 30 September 2022	Audited 30 June 2022
Rupees in thousand			
<b>11. Long term finances - secured</b>			
<b>Loans from banking companies - secured</b>			
Askari Bank Limited	11.1 & 11.6	<b>13,056</b>	19,247
Bank Al-Habib Limited - I	11.2	<b>48,000</b>	52,000
Bank Al-Habib Limited - II	11.3 & 11.6	<b>33,546</b>	35,541
PAIR Investment Company Limited	11.4	<b>25,169</b>	26,987
JS Bank Limited	11.5 & 11.6	<b>6,788</b>	13,264
		<b>126,559</b>	147,039
Less: current portion of long term finances		<b>(49,832)</b>	(62,696)
Amount due after September 30, 2022		<b>76,727</b>	84,343
<b>11.1</b>	This represents subsidized rate Term Finance obtained under State Bank of Pakistan's (SBP) Refinance Scheme for Payment of Wages and Salaries to combat effect of COVID-19. Tenor of the loan is 2 years and 6 months (inclusive of 6 month grace period started from July 2020). The loan is repayable in 8 equal quarterly installments starting from January 2021. It carries mark-up at SBP Rate plus 2% per annum payable quarterly. The loan is secured by joint pari passu on all present and future fixed assets (plant & machinery) of the Company with 25% margin.		
<b>11.2</b>	This represents term loan obtained in year 2019 for letter of credit arrangements of the capital expenditure. Tenor of the loan is five years, including six months grace period. This is repayable in 20 equal quarterly installments started from May 24, 2019. It carries mark-up at 3 months KIBOR plus 1.5% per annum payable on quarterly basis. This loan is secured by specific (first exclusive) charge of Rs 171,000 thousand on imported / purchased machinery. Principal repayments of the loan were deferred for a period of one year in pursuance of BPRD Circular No. 6 dated April 10, 2020.		
<b>11.3</b>	This represents subsidized rate term loan obtained during the year 2020 under Temporary Economic Refinance Facility (TERF) of State Bank of Pakistan (SBP) for letter of credit arrangements of the capital expenditure. Tenor of the loan is six years, including one year grace period. This is repayable in 20 equal quarterly installments starting from March 1, 2022. It carries mark-up at 5% per annum payable on quarterly basis. This loan is secured by specific (first exclusive) charge of Rs 171,000 thousand over imported / purchased machinery.		
<b>11.4</b>	This represents finance obtained from PAIR Investment Company Limited under sale and lease back arrangement. As per terms of agreement, the Company has an option to repurchase the assets back upon expiry of lease term, accordingly proceeds through this arrangement are classified as a financial liability in accordance with IFRS 9. Tenor of the arrangement is 5 years and with 60 equal monthly installments. It carries mark-up at 3 months KIBOR plus 1.5% per annum. The loan is secured by charge over plant and machinery of the Company amounting to Rs 54.71 million.		
<b>11.5</b>	This represents subsidized rate Term Finance obtained under State Bank of Pakistan's (SBP) Refinance Scheme for Payment of Wages and Salaries to combat effect of COVID-19. Tenor of the loan is 2 years and 9 months (inclusive of 6 month grace period started from July 2020). The loan is repayable in 8 equal quarterly installments starting from January 2021. It carries mark-up at SBP Rate plus 3% per annum payable quarterly. The loan is secured by pari passu charge over land, building, plant and machinery of the Company amounting Rs 84,200 thousand.		
<b>11.6</b>	Loan proceeds of subsidized loans have been recognized at present value of future cashflows discounted at market interest rate. The difference between loan proceeds and the present value of future cashflows has been recognized as deferred government grant.		

	<b>Un-audited September 30, 2022</b>	Audited June 30, 2022
	Rupees in thousand	
<b>12. Lease liabilities</b>		
Balance at the beginning of the period / year	<b>177,537</b>	197,417
Additions during the period / year	<b>5,125</b>	74,673
Unwinding of interest on lease liabilities	<b>4,864</b>	17,610
Payments made during the period / year	<b>(42,171)</b>	(112,163)
Balance at the end of the period / year	<b>145,355</b>	177,537
Less: Current portion shown under current liabilities	<b>(82,038)</b>	(108,827)
	<b>63,317</b>	68,710
<b>13. Trade and other payables</b>		
Trade creditors	<b>125,184</b>	280,304
Accrued and other liabilities	<b>67,915</b>	97,046
Payable to provident fund	<b>1,839</b>	1,527
Advances from customers	<b>18,531</b>	36,994
Sales tax payable	<b>5,472</b>	48,671
Withholding taxes payable	<b>1,941</b>	2,713
Workers' profit participation fund payable	<b>8,341</b>	8,341
Workers' welfare fund payable	<b>2,870</b>	2,870
	<b>232,093</b>	478,466

**14. Contingencies and commitments**

**14.1 Contingencies**

14.1.1 In respect of tax year 2017, Deputy Commissioner Inland Revenue (DCIR) passed an order on May 20, 2020, against the Company regarding inadmissibility of sales tax input amounting to Rs 35,995 thousand. Commissioner Inland Revenue (Appeals) [CIR(A)] upheld the order of DCIR. The Company has filed an appeal against the decision of CIR(A) before Appellate Tribunal, which is pending for adjudication.

14.1.2 On June 17, 2020, Additional Collector (Withholding) Khyber-Pakhtunkhwa Regulatory Authority (KPRA) passed an order against the Company regarding alleged non withholding of sales tax for an amount of Rs 18,902 thousand. Against the Company's appeals, Collector (Appeals), KPRA and 'Appellate Tribunal for Sales Tax on Services, KPK' upheld the order of Additional Collector. The Company has filed a reference before Peshawar High Court against the Order of Appellate Tribunal, which is pending for adjudication.

The management and its advisors are confident that the cases will be decided in its favour as the demand is without legal substance. Accordingly, no provision has been recognized in these financial statements in this respect.

**14.2 Commitments**

14.2.1 Bank guarantees have been issued by two financial institutions of the Company for an aggregate amount of Rs 63.23 million (June 2022: 63.23 million) in favor of the Company's fuel and utility suppliers.

	<b>First quarter ended</b>	
	<b>September 30, 2022</b>	<b>September 30, 2021</b>
	Rupees in thousand	
<b>15. Sales - net</b>		
Sales		
- PET Preforms	<b>605,578</b>	718,738
- PET Bottles	<b>839,347</b>	500,092
	<b>1,444,925</b>	1,218,830
Less: Sales tax		
- PET Preforms	<b>(128,930)</b>	(104,472)
- PET Bottles	<b>(81,039)</b>	(72,592)
- Sales returns and discounts	<b>(997)</b>	(2,137)
	<b>(210,966)</b>	(179,201)
	<b>1,233,959</b>	1,039,629
<b>16. Cost of sales</b>		
Raw material consumed	<b>990,763</b>	661,885
Packing material consumed	<b>46,991</b>	32,213
Stores, spares and loose tools consumed	<b>12,629</b>	7,541
Salaries, wages and other benefits	<b>74,175</b>	58,717
Utilities	<b>127,170</b>	87,372
Travelling and conveyance	<b>3,899</b>	1,933
Vehicle running and maintenance	<b>4,050</b>	3,053
Rent	<b>6,905</b>	4,609
Repair and maintenance	<b>2,798</b>	2,029
Safety and security	<b>3,201</b>	2,692
Medical	<b>2,079</b>	1,763
Communication charges	<b>588</b>	820
Printing, postage and stationery	<b>698</b>	632
Technical testing and analysis	<b>195</b>	212
Fees, subscription and professional charges	<b>132</b>	108
Entertainment	<b>256</b>	204
Staff welfare & support	<b>1,255</b>	1,203
Depreciation	<b>32,061</b>	29,703
Other expenses	<b>32</b>	42
	<b>1,309,878</b>	896,731
Work-in-process - opening	<b>117,973</b>	203,474
Work-in-process - closing	<b>(257,259)</b>	(139,417)
	<b>(139,286)</b>	64,057
Cost of goods manufactured	<b>1,170,592</b>	960,788
Finished goods - opening	<b>128,815</b>	43,929
Finished goods - closing	<b>(96,315)</b>	(59,825)
	<b>32,500</b>	(15,896)
Freight charges	<b>27,021</b>	10,692
	<b>1,230,113</b>	955,584

	First quarter ended	
	September 30, 2022	September 30, 2021
<b>17. (Loss) / earnings per share - basic and dilute</b>	Rupees in thousand	
<b>17.1 Basic</b>		
(Loss) / profit after taxation (Rupees in '000')	<b>(55,678)</b>	25,380
Weighted average number of ordinary shares	<b>41,963,841</b>	41,963,841
(Loss) / earnings per share - basic (Rupees) - Restated	<b>(1.33)</b>	0.55

**17.2 Diluted**

There is no dilution effect on the basic earnings per share of the Company as the Company has no convertible potential dilutive instruments outstanding as on December 30, 2022, which would have effect on the basic EPS, if the option to convert would have been exercised.

	Un-Audited September 30, 2022	Un-Audited September 30, 2021
	<b>18. Cash and cash equivalents</b>	Rupees in thousand
Cash and bank balances	<b>28,967</b>	15,979
Short-term running finance	<b>(1,520)</b>	(12,774)
	<b>27,447</b>	3,205

**19. Financial Risk Management**

**Financial risk factors**

The Company's activities expose it to variety of financial risk namely market risk (including currency risk and interest rate risk), credit risk and liquidity risk.

There have been no changes in the financial risk management policies of the Company during the period, consequently these condensed interim financial statements do not include all the financial risk management information and disclosures required in the annual financial statements.

**Fair value estimation**

The carrying value of financial assets and liabilities reflected in financial statements approximate their respective fair value.

**Fair value hierarchy**

Certain property, plant and equipment of the Company was valued by independent valuer to determine the fair value of property, plant and equipment as at December 31, 2021. The revaluation surplus was credited to other comprehensive income and is shown as 'surplus on revaluation of property, plant and equipment'. The different levels have been defined as follows:

Level 1: quoted prices (unadjusted) in active markets for identical assets or liabilities.

Level 2: inputs other than quoted prices included within Level 1 that are observable for the asset or liability, either directly (i.e., as prices) or indirectly (i.e., derived from prices).

Level 3: inputs for the asset or liability that are not based on observable market data (unobservable inputs).

Level 2 fair value of certain property, plant and equipment has been derived using the comparison approach. Sales prices of comparable property, plant and equipment in identical circumstances or close proximity are adjusted for differences in key attributes such as property size, structure, location, capacity etc. The most significant inputs into this valuation approach are price per marla, price per square feet, depreciated replacement cost etc.

**20. Transactions and balances with related parties**

The Company has related party relationship, with its directors, key management personnel and employee benefit plan. The Company in the normal course of business carries out transactions with various related parties. There were no transactions with key management personnel other than under the terms of employment. Aggregate transactions with the related parties during the period were as follows:

	<b>First quarter ended</b>	
	<b>September 30, 2022</b>	September 30, 2021
<b>Transactions during the period</b>		
Contribution to staff provident fund	<u>4,570</u>	<u>4,363</u>
Contribution to employees' gratuity fund	<u>1,300</u>	<u>-</u>
Remuneration to key management personnel	<u>16,001</u>	<u>14,954</u>
Directors fee	<u>1,200</u>	<u>1,700</u>
	<b>Un-audited September 30, 2022</b>	Audited June 30, 2022
	Rupees in thousand	
<b>Payable / as on date of statement of financial position with:</b>		
Ecopack Employees' Provident Fund Trust	<u>1,839</u>	<u>1,527</u>
Ecopack - Employees' Gratuity Fund Trust	<u>34,190</u>	<u>33,418</u>

## 21. SEGMENT REPORTING

### 21.1 Description of operating segments

The Company's primary format for segment reporting is based on business segments. The business segments are determined based on the Company's management and internal reporting structure. Segment results and other information is provided on the basis of products.

### 21.2 Segment Information

The operating information of the reportable business segments is as follows:

	Injection		Blowing		Total	
	Jul - Sep 2022	Jul - Sep 2021	Jul - Sep 2022	Jul - Sep 2021	Jul - Sep 2022	Jul - Sep 2021
	----- Rupees in '000 -----					
Total Sales	<b>954,254</b>	955,571	<b>757,335</b>	426,755	<b>1,711,589</b>	1,382,326
Less: Intersegment sales (eliminated)	<b>(477,630)</b>	(342,697)	-	-	<b>(477,630)</b>	(342,697)
<b>Sales-net</b>	<b>476,624</b>	612,874	<b>757,335</b>	426,755	<b>1,233,959</b>	1,039,629
Total Cost of Sales	<b>(493,612)</b>	(571,417)	<b>(1,214,131)</b>	(726,864)	<b>(1,707,743)</b>	(1,298,281)
Less: Intersegment cost (eliminated)	-	-	<b>477,630</b>	342,697	<b>477,630</b>	342,697
<b>Cost of sales-net</b>	<b>(493,612)</b>	(571,417)	<b>(736,501)</b>	(384,167)	<b>(1,230,113)</b>	(955,584)
	<b>(16,988)</b>	41,457	<b>20,834</b>	42,588	<b>3,846</b>	84,045
Selling expenses	<b>(3,137)</b>	(3,788)	<b>(4,985)</b>	(2,638)	<b>(8,122)</b>	(6,426)
Administrative expenses	<b>(11,950)</b>	(16,823)	<b>(18,989)</b>	(11,714)	<b>(30,939)</b>	(28,537)
	<b>(15,087)</b>	(20,611)	<b>(23,974)</b>	(14,352)	<b>(39,061)</b>	(34,963)
Operating profit/ (loss)	<b>(32,075)</b>	20,846	<b>(3,140)</b>	28,236	<b>(35,215)</b>	49,082

### 21.3 Reconciliations of information on reportable segments to the amounts reported in the interim statement of profit or loss:

	December 31, 2022	December 31, 2021
	Rupees in thousand	
Operating profit/ (loss) of the reportable segments	<b>(35,215)</b>	49,082
Add: other income	-	1,474
Less: other expenses	<b>(306)</b>	(54)
Finance costs	<b>(45,096)</b>	(22,173)
(Loss) / Profit before taxation as per interim statement of profit or loss	<b>(80,617)</b>	28,329

## 22. Seasonality

The Company's major customers are manufacturers of beverages, sales of which decrease in winter season. This ultimately impacts Company's sales. Due to the seasonal nature of business of the Company, higher revenues and profitability are usually expected in first and last quarters of the year.

## 23. General


Figures in these condensed interim financial statements have been rounded-off to the nearest thousand Rupees.

## 24. Date of authorization for issue

These condensed interim financial statements were authorised for circulation to the shareholders by the Board of Directors of the Company on 27 October 2022.



Chief Financial Officer



Chief Executive Officer



Director

Manufacturers Of Quality PET Bottles and Preforms

**EcPack Ltd**

**Head Office**

19, Citivillas Near High Court Road, Rawalpindi  
PABX: +92 51 5974098 & 99  
Fax: +92 51 5974097

**LAHORE OFFICE**

Office# 5, 1st Floor, Al-Hafeez View, Sir Syed Road, Gulberg-III, Lahore  
Ph: +92 300 505139

**KARACHI OFFICE**

Suite # 306, 3rd Floor, CliftonDiamond, Block -4, Clifton, Karachi  
Ph: +92 21 35291051 & 52  
Fax: +92 21 35291053

**REGISTERED OFFICE AND FACTORY**

112-113, Phase V, Industrial Estate Hattar, District Haripur, Khyber Pakhtunkhwa

Tel: +92 995 617720 & 23, 617347  
Fax: +92 995 617074  
[www.ecopack.com.pk](http://www.ecopack.com.pk)