

Form-07

October 28, 2020

The General Manager
Pakistan Stock Exchange Limited
Stock Exchange Building
Stock Exchange Road
KARACHI.

SUB: FINANCIAL RESULTS FOR THE QUARTER ENDED SEPTEMBER 30, 2020

Dear Sir,

We have to inform you that the Board of Directors of our company in their meeting held on **Wednesday, October 28, 2020 at 09:30 AM**, via video conferencing, recommended the following:

(i) **CASH DIVIDEND**

A Cash Dividend for the quarter ended **September 30, 2020** at **Rs. NIL** per share i.e. **0%**. This is in addition to Interim Dividend(s) already paid at **Rs. NIL** per share i.e. **0%**.

AND/OR

(ii) **BONUS SHARES**

It has been recommended by the Board of Directors to issue Interim Bonus Shares in proportion of **NIL** share(s) for every **NIL** share(s) held i.e. **0%**. This is in addition to the Interim Bonus Shares already issued @ **0%**.

AND/OR

(iii) **RIGHT SHARES**

The Board has recommended to issue **NIL%** Right Shares at par/at a discount/premium of **Rs. NIL** per share in proportion of **NIL** share(s) for every **NIL** share(s). The entitlement of right shares being declared simultaneously will be / will not be applicable on Bonus Shares as declared above.

Contd. P/2

{{{2}}}

AND/OR

(iv) **ANY OTHER ENTITLEMENT/CORPORATE ACTION**

AND/OR

(v) **ANY OTHER PRICE-SENSITIVE INFORMATION**


The financial results (complete profit & Loss Account) as per Annexure-A

The Quarterly Report of the Company for the period ended September 30, 2020 will be transmitted through PUCARS separately, within the specified time


Yours Sincerely,
FOR ECOPACK LIMITED



MUHAMMED ALI ADIL
Chief Financial Officer



ASAD ALI SHEIKH
Director



HUSSAIN JAMIL
Chief Executive Officer

Ecopack Limited

Statement of Profit or Loss


For the period ended 30 September 2020

Annexure A

	<u>Jul-Sep 2020</u>	<u>Jul-Sep 2019</u>
	----- Rupees in '000 -----	
Sales - net	642,145	780,906
Cost of sales	(606,505)	(755,127)
Gross profit	<u>35,640</u>	<u>25,779</u>
Other income	1,804	12,534
Selling expenses	(6,540)	(6,611)
Administrative expenses	(21,092)	(23,389)
Other expenses	(5,019)	(11,652)
Operating profit / (loss)	<u>4,793</u>	<u>(3,339)</u>
Finance costs	(21,324)	(37,873)
Loss before taxation	<u>(16,531)</u>	<u>(41,212)</u>
Income tax credit	5,127	11,470
Loss after taxation	<u>(11,404)</u>	<u>(29,742)</u>
Loss per share-basic and diluted - Rupees	<u>(0.30)</u>	<u>(0.78)</u>


 Chief Financial
 Officer


 Chief Executive
 Officer


 Director