

Form-07
February 23, 2019

THE GENERAL MANAGER
PAKISTAN STOCK EXCHANGE LIMITED,
Stock Exchange Building
Stock Exchange Road,
KARACHI.

SUB: FINANCIAL RESULTS FOR THE HALF YEAR ENDED DECEMBER 31, 2018

Dear Sir,

We have to inform you that the Board of Directors of our Company in their meeting held on **Saturday, February 23, 2019 at 10:30 AM** at Ishaat Habibullah room, Sind Club, Karachi recommended the following:

i. CASH DIVIDEND

A Cash Dividend for the half year ended **December 31, 2018** at **Rs. NIL** per share i.e. **0%**. This is in addition to Interim Dividend(s) already paid at **Rs. NIL** per share i.e. **0%**.

AND / OR

ii. BONUS SHARES

It has also been recommended by the Board of Directors to issue Interim Bonus Shares in the proportion of **NIL** share(s) for every **NIL** share(s) held i.e. **0%**. This is in addition to Interim Bonus Shares already issued @ **0%**.

AND / OR

iii. RIGHT SHARES

The Board has also recommended to issue **NIL%** Right Shares at par/at a discount/premium of **Rs. NIL** per share in proportion of **NIL** share(s) for every **NIL** share(s). The entitlement of right share being declared simultaneously will be/will not be applicable on Bonus Shares as declared above.

AND / OR



Contd. P/2

{{{2}}}

- iv. ANY OTHER ENTITLEMENT/CORPORATE ACTION
N.A.

AND / OR


- v. ANY OTHER PRICE-SENSITIVE INFORMATION

The financial results (complete profit & Loss Account) as per annexure-A


Yours truly,
FOR ECOPACK LIMITED



MUHAMMED ALI ADIL
Chief Financial Officer




ASAD ALI SHEIKH
Director




HUSSAIN JAMIL
Chief Executive Officer

Condensed Interim Statement of Profit or Loss (Un-audited)
 For the six-month period ended December 31, 2018
Annexure A


	Six-months ended		Three-months ended	
	December 31, 2018	December 31, 2017 Restated	December 31, 2018	December 31, 2017 Restated
	----- Rupees in '000' -----		----- Rupees in '000' -----	
Sales - net	1,400,199	753,589	300,995	216,587
Cost of sales	(1,398,926)	(714,203)	(360,144)	(242,108)
Gross profit / (loss)	1,273	39,386	(59,149)	(25,521)
Administrative & general expenses	(64,130)	(54,370)	(35,374)	(26,896)
Loss from operations	(62,857)	(14,984)	(94,523)	(52,417)
Other income	5,377	12,115	259	9,986
Other expenses	(10,545)	(27,428)	466	(20,798)
	(5,168)	(15,313)	725	(10,812)
Finance cost	(42,590)	(19,933)	(15,025)	(10,854)
Loss before taxation	(110,615)	(50,230)	(108,823)	(74,083)
Taxation	28,099	(4,625)	40,451	515
Loss after taxation	(82,516)	(54,855)	(68,372)	(73,568)
Earnings per share - basic and diluted (Rupees)	(2.38)	(1.58)	(1.97)	(2.12)



 Chief Financial
 Officer



 Chief Executive
 Officer



 Director