


Contents

Company Information	3
Director's Report	4
Statement of Financial Position	7
Statement of Profit or Loss	8
Statement of Comprehensive Income.....	9
Statement of Cash Flows.....	10
Statement of Changes in Equity.....	11
Notes to the Financial Information.....	12
Director's Report - Urdu	19



Company Information

BOARD OF DIRECTORS

Executive Directors

Syed Muhammad Anwar
Mr. Haroon Iqbal

Chief Executive Officer

Non-Executive Directors

Mr. Ishtiaq Ahmad
Mr. Waseem-ul-Haque Ansari
Mr. Ghazanfar Babar Siddiqi
Mr. Muhammad Naeemuddin Malik

Chairman Board of Directors

Independent Director

Mr. Aziz-ul-Haque

AUDIT COMMITTEE MEMBERS

Mr. Aziz-ul-Haque
Mr. Ishtiaq Ahmad
Mr. Ghazanfar Babar Siddiqi

Chairman
Member
Member

HUMAN RESOURCE & REMUNERATION COMMITTEE

Mr. Aziz-ul-Haque
Syed Muhammad Anwar
Mr. Ishtiaq Ahmad

Chairman
Member
Member

CHIEF FINANCIAL OFFICER

Mr. Imran Ahmed Javed

COMPANY SECRETARY

Mr. Muhammad Hanif German

REGISTERED ADDRESS

Dewan Centre, 3-A, Lalazar Beach Hotel
Road, Karachi, Pakistan.

HEAD OFFICE

Block-A, 2nd Floor, Finance & Trade Centre,
Shahrah-e-Faisal, Karachi, Pakistan.

FACTORY

1. Deh Dhando, Dhabeji
District, Malir, Karachi.

2. Kamilpur Near Hattar
District, Haripur, Khyber Pakhtoonkhuwa

AUDITORS

Faruq Ali & Co.
Chartered Accountants

SHARES REGISTRAR TRANSFER AGENT

BMF Consultants Pakistan (Pvt.) Limited
Anum Estate, Room No. 310 & 311, 3rd Floor,
49, Darul Aman Society, Main Shahrah-e-Faisal,
Adjacent to Baloch Colony Bridge, Karachi, Pakistan.

LEGAL ADVISOR

Muhammad Azhar Faridi (Advocate)

WEBSITE

www.yousufdewan.com

Director's Report

The Directors are pleased to present un-audited financial results for the quarter ended September 30, 2019.

Overview

The Cement industry posted a meager growth of 2.31% in dispatches for the quarter Jul - Sep 2019 as compared to Jul - Sep 2018. The small increase in the local dispatches was recorded at 0.35% and the exports sales recorded increase of 12.25%. Total dispatches were 11.10 million tons which includes 9.09 million tons local and 2.01 million tons exports. Previous financial quarter total dispatches were 10.85 million tons which comprises 9.06 million tons local and 1.79 million tons exports.

Production

	Upto Sept. 2019 (In tons)	Upto Sept. 2018 (In tons)	Variance (% Age)
Clinker	315,259	454,387	(30.62)
Cement	310,679	482,395	(35.60)

Dispatches

Local Dispatches - Cement	300,955	465,483	(35.35)
Local Dispatches - GBFS	174	1,593	(89.08)
Export Dispatches	11,868	22,003	(46.06)
Total	312,997	489,079	(36.00)

Operating Performance

The operating results of the Company for the current quarter and that of the corresponding period last year are highlighted below:

DEWAN CEMENT LIMITED

	Upto Sept. 2019 (Rs. '000')	Upto Sept. 2018 (Rs. '000')	Variance (% Age)
Net Sales	1,794,826	2,902,120	(38.15)
Cost of goods sold	(1,705,660)	(2,451,069)	30.41
Gross profit	89,166	451,051	(80.23)
Expenses & Taxes	(152,100)	(266,226)	42.87
Net (Loss)/profit	(62,934)	184,825	(134.05)

Overall sales volume and net sales decreased by 36 % and 38.15% comparing with the same period last year, which was mainly due to decrease in retention.

The profitability of the Company has reduced due increase in cost of production resultant decrease in margin. Moreover, the company strive to improve the quality of its cement which would contributes positively towards the profitability of the company in future.

Future Outlook

China Pakistan Economic Corridor (CPEC) and Public Sector Development Projects (PSDP) are under evaluation. The present overall economic condition in the country is a major concern which however is improving at a slow pace. Dams along with million homes / year project will boost the local cement consumption.

By 2022 production capacity is expected to reach 76 million Tons per annum. Capacity utilization has reached 75%. If the demand drops, excess supply situation may arise. Increase in fuel prices, axle load restrictions along with inflation and interest rates may put pressure on profits.

Exports will continue to increase due to USD PKR parity, clinker and cement export to Bangladesh, Sri Lanka and Madagascar.

Acknowledgement

The Board of Directors places on record its gratitude to its valued customers, Federal and Provincial Governments, dealers and employees of the Company, for their continued co-operation & support.

In conclusion, we bow, beg and pray to **Almighty Allah, Rahman-ur-Rahim**, in the name of our beloved Prophet Mohammad (peace be upon him), for continued showering of His blessings, guidance, strength, health, and prosperity to us, our Company, Country and Nation and also pray to Almighty Allah to bestow peace, harmony, brotherhood and unity in true Islamic spirit to whole of Muslim Ummah, Ameen, Summa Ameen.

LO-MY LORD IS INDEED HEARER OF PRAYER (AL-QURAN)

For and on behalf of Board of Directors



Syed Muhammad Anwar
Chief Executive Officer



Haroon Iqbal
Director

Dated: October 23, 2019
Place: Karachi

**Condensed Interim Statement of Financial Position
As At September 30, 2019**

	(Un-audited) September 30, 2019	(Audited) June 30, 2019
ASSETS		
NON-CURRENT ASSETS		
Property, plant and equipment	5 27,012,751	26,865,212
Long-term deposits	128,631	128,256
Long-term loans	11,189	12,147
	<u>27,152,571</u>	<u>27,005,615</u>
CURRENT ASSETS		
Stores and spare parts	1,290,191	1,322,484
Stock-in-trade	428,237	471,698
Trade debts - unsecured	340,163	313,952
Loans and advances - unsecured	99,908	170,093
Trade deposits and short-term payments	43,467	13,183
Other receivables - Considered good	145,823	121,986
Short-term investments	275	291
Taxation - Net	386,139	404,856
Cash and bank balances	111,184	71,018
	<u>2,845,387</u>	<u>2,889,561</u>
TOTAL ASSETS	<u>29,997,958</u>	<u>29,895,176</u>
EQUITY AND LIABILITIES		
SHARE CAPITAL AND RESERVES		
Authorised capital		
850,000,000 (June 30, 2019: 850,000,000)		
Ordinary shares of Rs. 10/- each	<u>8,500,000</u>	<u>8,500,000</u>
Issued, subscribed and paid-up-capital	4,841,133	4,841,133
Revenue Reserve		
Unappropriated profit	5,436,458	5,413,615
Capital Reserve		
Merger reserve	629,444	629,444
Surplus on revaluation of Property, Plant and equipment	6 6,045,753	6,132,920
	<u>16,952,788</u>	<u>17,017,112</u>
NON-CURRENT LIABILITIES		
Long-term financing	92,217	122,207
Advances for investment in term finance certificates	3,110,000	3,110,000
Long-term deposits and payables	1,158,015	946,553
Deferred taxation	3,533,303	3,571,394
	<u>7,893,535</u>	<u>7,750,154</u>
CURRENT LIABILITIES		
Trade and other payables	1,438,622	1,563,824
Short-term borrowings	579,159	579,159
Mark-up payable	11 792,661	792,661
Current and overdue portion of non-current liabilities	9 2,030,270	2,030,270
Dividend payable	12,927	12,927
Unpaid and unclaimed dividend	1,780	1,780
Sales tax payable	296,216	147,289
	<u>5,151,635</u>	<u>5,127,910</u>
CONTINGENCIES AND COMMITMENTS	10 -	-
TOTAL EQUITY AND LIABILITIES	<u>29,997,958</u>	<u>29,895,176</u>

The annexed notes from 1 to 17 form an integral part of these condensed interim financial information.



Syed Muhammad Anwar
Chief Executive Officer



Imran Ahmed Javed
Chief Financial Officer



Haroon Iqbal
Director

**Condensed Interim Statement of Profit or Loss - (Un-audited)
For The Quarter Ended September 30, 2019**

	Quarter ended	
	September 30, 2019	September 30, 2018
Note	----- Rupees in '000' -----	
Turnover - net	1,794,826	2,902,120
Cost of sales	<u>(1,705,660)</u>	<u>(2,451,069)</u>
Gross profit	89,166	451,051
Distribution cost	(28,760)	(30,221)
Administrative expenses	(147,584)	(106,659)
Other operating expenses	(2,334)	(24,547)
Other operating income	14,327	682
Operating (loss)/ profit	<u>(75,185)</u>	<u>290,306</u>
Finance cost	11 (4,872)	(12,644)
(Loss)/ Profit before taxation	<u>(80,057)</u>	<u>277,662</u>
Taxation - net	17,123	(92,837)
(Loss)/ Profit after taxation	<u>(62,934)</u>	<u>184,825</u>
(Loss) /Earning per share Basic and diluted (Rupee)	12 (0.13)	0.38

The annexed notes from 1 to 17 form an integral part of these condensed interim financial information.



Syed Muhammad Anwar
Chief Executive Officer



Imran Ahmed Javed
Chief Financial Officer



Haroon Iqbal
Director

**Condensed Interim Statement of Comprehensive Income - (Un-audited)
For The Quarter Ended September 30, 2019**

	September 30, 2019	September 30, 2019
	----- Rupees in '000' -----	
(Loss) / Profit for the period	(62,934)	184,825
Other comprehensive income:		
<i>Items that will not be subsequently reclassified to profit or loss:</i>		
Effect of change in tax rates on balance of revaluation on property, plant and equipment	(1,390)	17,230
Total comprehensive (loss) / income for the period	<u>(64,324)</u>	<u>202,055</u>

The annexed notes from 1 to 17 form an integral part of these condensed interim financial information.



Syed Muhammad Anwar
Chief Executive Officer



Imran Ahmed Javed
Chief Financial Officer



Haroon Iqbal
Director

Condensed Interim Statement of Cash Flows - (Un-audited)
For The Quarter Ended September 30, 2019

	September 30, 2019	September 30, 2018
	----- Rupees in '000' -----	
CASH FLOWS FROM OPERATING ACTIVITIES		
Cash generated from operations	149,176	268,527
Income tax paid	(3,641)	(103,083)
Long-term loans - net	958	180
Long-term deposits - net	(375)	-
Long-term deposits and payables - net	225,413	243,620
Finance Cost	(793)	(1,477)
Net cash generated from operating activities	370,738	407,767
CASH FLOWS FROM INVESTING ACTIVITIES		
Fixed capital expenditure	(298,607)	(375,545)
Short Term Investment	-	9,485
Net cash used in investing activities	(298,607)	(366,060)
CASH FLOWS FROM FINANCING ACTIVITIES		
Long-term financing - net	(31,965)	(31,965)
Net cash used in financing activities	(31,965)	(31,965)
Net Increase in cash and cash equivalents	40,166	9,742
Cash and cash equivalents at the beginning of the period	71,018	98,485
Cash and cash equivalents at the end of the period	111,184	108,227

The annexed notes from 1 to 17 form an integral part of these condensed interim financial information.



Syed Muhammad Anwar
Chief Executive Officer



Imran Ahmed Javed
Chief Financial Officer



Haroon Iqbal
Director

**Condensed Interim Statement of Changes in Equity - (Un-audited)
For The Quarter Ended September 30, 2019**

Issued, subscribed and paid-up capital	Revenue Reserves Un-appropriated profit	Capital reserves			Total equity
		Merger reserve	Surplus on revaluation of Property, Plant and equipment	Total Capital reserves	

----- Rupees in '000' -----

Balance as at July 01, 2018	4,841,133	5,493,314	629,444	6,301,917	6,931,361	17,265,808
Total comprehensive income for the period						
Profit for the period	-	184,825	-	-	-	184,825
Other Comprehensive income for the period	-	-	-	17,230	17,230	17,230
Total comprehensive income for the period	-	184,825	-	17,230	17,230	202,055
Incremental depreciation transferred from surplus on revaluation of property, plant and equipment-Net of tax	-	47,608	-	(47,608)	(47,608)	-
Balance as at September 30, 2018	<u>4,841,133</u>	<u>5,725,747</u>	<u>629,444</u>	<u>6,271,539</u>	<u>6,900,983</u>	<u>17,467,863</u>
Balance as at July 01, 2019	4,841,133	5,413,615	629,444	6,132,920	6,762,364	17,017,112
Loss for the period	-	(62,934)	-	-	-	(62,934)
Other Comprehensive income for the period	-	-	-	(1,390)	(1,390)	(1,390)
Total comprehensive income for the period	-	(62,934)	-	(1,390)	(1,390)	(64,324)
Incremental depreciation transferred from surplus on revaluation of property, plant and equipment-Net of tax	-	85,777	-	(85,777)	(85,777)	-
Balance as at September 30, 2019	<u>4,841,133</u>	<u>5,436,458</u>	<u>629,444</u>	<u>6,045,753</u>	<u>6,675,197</u>	<u>16,952,788</u>

The annexed notes from 1 to 17 form an integral part of these condensed interim financial information.



Syed Muhammad Anwar
Chief Executive Officer



Imran Ahmed Javed
Chief Financial Officer



Haroon Iqbal
Director

Notes To The Condensed Interim Financial Information - (Un-audited) For The Period Ended September 30, 2019

1 THE COMPANY AND ITS OPERATIONS

Dewan Cement Limited ('the Company / DCL') was incorporated in Pakistan as a public limited company in March, 1980. Its shares are quoted in the Pakistan Stock Exchange. The registered office of the Company is situated at Dewan Centre 3-A, Lalazar Beach Hotel Road, Karachi.

The principal activity of the Company is manufacturing and selling of cement. The Company has two production facilities at Deh Dhando, Dhabeji Karachi, Sindh and Kamilpur Hattar Industrial Estate, district Khyber Pakhtunkhwa.

2 GOING CONCERN ASSUMPTION

The financial statements for the Quarter ended September 30, 2019 reflect as of that date Company's current liabilities exceeded its current assets by Rs.2,306.248 million (June 2019: Rs. 2,238,349 million). The Company's short-term borrowing facilities have expired and not been renewed and the Company has been unable to ensure scheduled payments of long term borrowings due to the liquidity problems. Following course, majority of the lenders had gone into litigation for repayment of liabilities through attachment and sale of Company's hypothecated / mortgaged properties and certain lenders had also filed winding up petitions as more fully explained in note 26.1 (a) and note 26.1 (b) in financial statements of June 30, 2019. These conditions indicate the existence of material uncertainty which may cast significant doubt about the Company's ability to continue as a going concern therefore the Company may be unable to realize its assets and discharge its liabilities in the normal course of business.

The Company is fully committed to discharge its admitted liability in stand still agreements as more fully explained in note 26.1(a). Furthermore, the Company's has increased its performance over the period of years, its cash flows are positive and expected growth in the economy are positively linked to the Company's growth. Accordingly, these financial statements have been prepared on a going concern basis.

3 BASIS OF PREPARATION

This condensed interim financial information of the Company for the quarter ended 30 September 2019 has been prepared in accordance with the requirements of the International Accounting Standard 34 - "Interim Financial Reporting" and provisions and directives issued under the Companies Act, 2017.

In case where requirements differ, the provisions of or directives issued under the Companies Act, 2017 have been followed. The condensed interim financial information does not include information required for full annual financial statements and should be read in conjunction with the audited financial statements for the year ended 30 June 2019.

4 SIGNIFICANT ACCOUNTING POLICIES AND ESTIMATES

- 4.1 The accounting policies adopted in the preparation of this condensed interim financial information are consistent with those followed in the preparation of the company's annual financial statements for the year ended June 30, 2019.
- 4.2 The preparation of condensed interim financial information in conformity with approved accounting standards requires the use of certain critical accounting estimates. It also requires management to exercise its judgment in the process of applying the Company's accounting policies. Estimates and judgments are continually evaluated and are based on historical experience and other factors, including expectations of future events that are believed to be reasonable under the circumstances. Actual results may differ from these estimates. The estimates and judgment applied by the management in preparation of this condensed interim financial information is same as those applied in preparation of annual financial statements of the company for the year ended 30 June 2019.

		(Un-audited) September 30, 2019	(Audited) June 30, 2019
	Note	----- Rupees in '000' -----	
5 PROPERTY, PLANT AND EQUIPMENT			
Operating assets - Owned	5.1	25,119,872	25,268,498
Assets subject to finance lease		405	426
Capital work-in-progress	5.2	1,892,474	1,596,288
		<u>27,012,751</u>	<u>26,865,212</u>
5.1 Operating fixed assets			
Opening book value		25,268,498	25,032,286
Additions / Transfer during period/year		2,421	1,004,520
Disposal during the period / year		-	(340)
Depreciation charged during the period / year		(151,047)	(767,968)
Closing carrying value		<u>25,119,872</u>	<u>25,268,498</u>

	(Un-audited) September 30, 2019	(Audited) June 30, 2019
	----- Rupees in '000' -----	
5.2 Capital work in progress		
Opening balance	1,596,288	1,758,451
Additions during the period / year	296,186	825,408
	<u>1,892,474</u>	<u>2,583,859</u>
Less: capitalized during the period / year	-	(987,571)
	<u>1,892,474</u>	<u>1,596,288</u>

6 SURPLUS ON REVALUATION OF FIXED ASSETS - Net of tax

Gross surplus	8,150,963	8,268,126
Less: Related deferred tax	<u>2,105,210</u>	<u>2,135,206</u>
	<u>6,045,753</u>	<u>6,132,920</u>

7 LONG TERM FINANCING

Principal terms and conditions of outstanding loans have remained the same as disclosed in the financial statements of the Company for the year ended June 30, 2019.

8 ADVANCES FOR INVESTMENT IN TERM FINANCE CERTIFICATES

It represents private placement (Pre-IPO) investment of Rs.3,110 million received as advanced against issue of rated, listed and secured term finance certificates out of total issue of Rs.5,000 million for a tenure of six years. The Company was required to complete the public offering on or before 270 days of signing of the respective agreements. i.e. 5 October 2008. The Company was unable to complete the requisite formalities of public offering due to the factors beyond its control (Force Majure) i.e. global recession and unforeseen shut down of stock exchanges. Following course, certain investors have filed suits and winding up petitions in Hon'able High Court of Sindh as more fully explained in note 26.1 (a) and note 26.1 (b) to the financial statements June 30, 2019.

The principal terms and conditions for the proposed issue of rated, listed and secured Term Finance Certificates (TFCs) were as follows:

- a) The tenor was six years inclusive of a grace period of 18 months.
- b) Profit payments payable semi-annually in arrears on the outstanding principal amount and calculated on a 365-days year basis. The first profit payment will fall due six months from the issue date and subsequently every six months thereafter.
- c) Carries a floating rate of return of KIBOR plus 2 percent per annum.
- d) Will be redeemed in nine equal semi annual installments starting from the twenty-fourth month of the issue.

- e) Secured by first pari passu charge over plant and machinery and land and buildings.

9 CURRENT AND OVERDUE PORTION OF LONG TERM BORROWING

It includes over due portion amounting to Rs. 1,861.194 million.

10 CONTINGENCIES AND COMMITMENTS

There has been no significant change in the status of contingencies and commitments as reported in the annual financial statements for the year ended 30 June 2019.

11 FINANCE COST

Company has not made the provision of markup for the period amounting to Rs. 156.30 million (Upto September 30, 2019: Rs. 5,638.713 million) keeping in view of the financial restructuring proposed to the lenders as disclosed in note 2. Management is hopeful that the restructuring proposal will be accepted by the lenders. Had the provision been made the profit for the year would have been lower by Rs. 156.30 millions and accrued markup would have been higher and shareholders' equity would have been lower by Rs.5,638.713 million. The said non provisioning is a departure from the requirements of IAS-23 'Borrowing Costs'.

12 EARNING PER SHARE - BASIC AND DILUTED

	Quarter Ended	
	September 30, 2019	September 30, 2018
	----- Rupees in '000' -----	
(Loss)/ Profit for the period after taxation	<u>(62,934)</u>	<u>184,825</u>
	----- No. of Shares '000' -----	
Weighted average number of shares in issue	<u>484,113</u>	<u>484,113</u>
	----- Rupee -----	
(Loss)/ Earning per share - Basic and diluted	<u>(0.13)</u>	<u>0.38</u>

13 TRANSACTIONS WITH RELATED PARTIES

Related parties comprise related group companies, associate, directors and executives. The Company in the normal course of business carries out transactions with various related parties. Material transactions and balances with related parties are given below:

(Un-audited) (Un-audited)
September 30, September 30,
2019 2018
----- Rupees in '000' -----

Employee benefit fund	14,980	15,325
-----------------------	--------	--------

14 CAPACITY - CLINKER (Tons)

	Quarter Ended	
	September 30, 2019	September 30, 2018
	----- Metric Tones -----	
Installed capacity for the period	<u>735,000</u>	<u>735,000</u>
Actual production for the period	<u>315,259</u>	<u>454,387</u>

Actual production is less than the installed capacity due to planned maintenance, shutdown and gap between market demand and supply of cement.

15 CORRESPONDING FIGURES

In order to comply with the requirements of International Accounting Standard 34 "Interim Financial Reporting", balance sheet has been compared with the balances of annual financial statements, whereas profit and loss account, statement of comprehensive income, cash flow statement and statement of changes in equity have been compared with the balances of comparable period of immediately preceding financial year.

16 DATE OF AUTHORIZATION FOR ISSUE

These financial statements have been authorized for issue on 23th October, 2019 by the Board of Directors of the Company.

17 GENERAL

Figures have been rounded off to the nearest thousand rupees unless otherwise stated.


Syed Muhammad Anwar
Chief Executive Officer


Imran Ahmed Javed
Chief Financial Officer

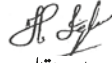

Haroon Iqbal
Director


اظہار تشکر:

بورڈ آف ڈائریکٹرز اپنے محترم صارفین، وفاقی اور صوبائی حکومت میں کام کرنے والوں، ڈیلرز اور کمپنی کے ملازمین کا ان کی جانب سے مستقل تعاون اور سپورٹ پر شکر یہ ادا کرنا چاہتے ہیں۔

ہم آخر میں اللہ تعالیٰ رحمن و رحیم سے دعا کرتے ہیں اور حضرت محمد ﷺ سے فضل و کرم کی دعا مانگتے ہیں کہ ہماری کمپنی، ہمارے ملک کو ترقی و طاقت عطا کرے، ہم اللہ تعالیٰ سے یہ بھی دعا کرتے ہیں کہ وہ تمام مسلم ائمہ کے مابین صحیح اسلامی جذبہ، اخوت اور بھائی چارگی پیدا کرے۔ آمین ثمرہ آمین۔

میرا پروردگار یقیناً ہماری دعاؤں کو سنتا ہے۔ (قرآن کریم)
بورڈ آف ڈائریکٹرز کی جانب سے


بارون اقبال
ڈائریکٹر


سید محمد انور
چیف ایگزیکٹو آفیسر

کراچی؛

مورخہ: 23 اکتوبر 2019ء

متغیر (فیصد)	ستمبر 2018 تک (روپے '000)	ستمبر 2019 تک (روپے '000)	
(38.15)	2,902,120	1,794,826	ضامی فروخت
30.41	(2,451,069)	(1,705,660)	فروخت کردہ مال کی قیمت
(80.23)	451,051	89,166	خام منافع
42.87	(266,226)	(152,100)	اخراجات اور ٹیکسز
(134.05)	184,825	(62,934)	بعد از ٹیکس صافی منافع / (نقصان)

فروخت کے حجم اور کل فروخت میں مجموعی طور پر 36 فیصد اور 38.15 فیصد کمی ہوئی جس کا موازنہ گزشتہ سال کی اسی مدت سے کیا جاسکتا ہے، جس کی بنیادی وجہ روپے کی قدر میں کمی ہے۔

پیداواری لاگت میں اضافے کے باعث کمپنی کے منافع میں کمی واقع ہوئی ہے جس کے نتیجے میں مارجن کم ہوا ہے۔ مزید یہ کہ کمپنی اپنے سیمنٹ کے معیار کو بہتر بنانے کیلئے کوشاں ہے جو کہ مستقبل میں کمپنی کے منافع بخش حصول میں مثبت کردار ادا کرے گا۔

مستقبل کا نظریہ:

چائنا پاکستان اقتصادی راہداری (CPEC) اور پبلک سیکٹر ڈویلپمنٹ پراجیکٹس (PSDP) زیر غور ہیں۔ ملک کی موجودہ معاشی صورتحال ایک اہم تشویش ہے جو کہ سست رفتاری سے بہتر ہو رہی ہے۔ ڈیزل بشمول لاکھوں گھنٹہ/سالانہ منصوبوں سے مقامی سیمنٹ کی کھپت کو فروغ ملے گا۔

سال 2022 تک پیداواری صلاحیت سالانہ 76 ملین ٹن تک پہنچنے کی توقع ہے۔ استعمال کی صلاحیت 75 فیصد تک پہنچ گئی ہے۔ اگر طلب میں کمی آتی ہے تو رسد کی اضافی صورتحال پیدا ہو سکتی ہے۔ ایندھن اور کوسٹ کی قیمتوں میں اضافہ بشمول افراط زر اور سود کی شرح سے منافع میں کمی واقع ہو سکتی ہے۔

بنگلہ دیش، سری لنکا اور مڈاگاسکر کو امریکی ڈالر کی پاکستانی روپے کے مقابلے میں اضافہ کے باعث برآمدات جاری رہے گی۔

ڈائریکٹرز رپورٹ

ڈائریکٹرز 30 ستمبر 2019ء کو ختم ہونے والی سہ ماہی کیلئے غیر آڈٹ شدہ مالیاتی نتائج پیش کر رہے ہیں۔

چائزہ:

جولائی 2019ء سے ستمبر 2019ء کی سہ ماہی میں سیمنٹ انڈسٹری کی ترسیلات میں شرح نمو 2.31 فیصد دیکھی گئی جس کا موازنہ جولائی 2018ء تا ستمبر 2018ء سے کیا جاسکتا ہے۔ مقامی ترسیلات میں 0.35 فیصد اضافہ ہوا اور برآمداتی فروخت میں 12.25 فیصد اضافہ ہوا۔ کل ترسیلات 11.10 ملین ٹن جس میں 9.09 ملین ٹن مقامی اور 2.01 ملین ٹن کی برآمدات شامل تھیں۔ گزشتہ مالیاتی سہ ماہی میں ترسیلات 10.85 ملین ٹن جس میں 9.06 ملین ٹن مقامی اور 1.79 ملین ٹن کی برآمدات شامل تھی۔

پیداوار:

متغیر (فیصد)	ستمبر 2018ء تک (ٹن میں)	ستمبر 2019ء تک (ٹن میں)	
(30.62)	454,387	315,259	کلنر
(35.60)	482,395	310,679	سیمنٹ

ترسیلات:

متغیر (فیصد)	ستمبر 2018ء تک (ٹن میں)	ستمبر 2019ء تک (ٹن میں)	
(35.35)	465,483	300,955	مقامی ترسیلات - سیمنٹ
(89.08)	1,593	174	مقامی ترسیلات - GGBS
(46.06)	22,003	11,868	برآمداتی ترسیلات
(36.00)	489,079	312,997	ٹوٹل

عملی کارکردگی:

موجودہ سہ ماہی کیلئے کمپنی کے عملی نتائج اور گزشتہ سال اسی مدت کی تفصیلات درج ذیل ہیں: