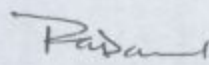


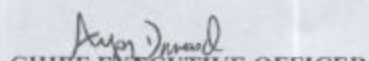
BRR GU'ADIAN MODARABA
CONDENSED INTERIM PROFIT AND LOSS ACCOUNT (UN-AUDITED)
FOR THE NINE MONTHS AND QUARTER ENDED MARCH 31, 2014


	For the Nine Months Ended		Quarter Ended	
	March 31, 2014	March 31, 2013	March 31, 2014	March 31, 2013
	←----- Rupees -----→			
INCOME				
Ijarah /lease rentals	21,964,563	33,655,941	7,588,121	7,779,560
Income on musharaka finance	45,755,999	93,080,089	5,118,010	25,727,315
Return on Investments - net	25,120,692	37,240,422	12,228,185	10,827,758
Income on Banks Balances	17,052,989	19,425,937	2,947,261	5,764,779
Rental income	67,468,808	58,380,959	24,847,247	18,657,774
Other income	10,366,204	4,774,878	5,675,943	160,820
	187,729,255	246,558,226	58,404,767	68,918,006
EXPENDITURE				
Administrative expenses	71,340,697	85,724,616	23,504,385	24,825,444
Depreciation on ijarah assets	18,603,871	12,287,344	6,669,022	4,394,814
Financial Charges	109,754,767	154,989,463	26,768,685	47,808,601
(Gain) on Revaluation of investment held for trading	(9,715,912)	(9,411,844)	(2,276,168)	611,545
	189,983,423	243,589,579	54,665,924	77,640,404
	(2,254,168)	2,968,647	3,738,843	(8,722,398)
Reversal of Provision of doubtful receivable - net	58,402,989	16,794,050	34,913,176	2,300,759
	56,148,821	19,762,697	38,652,019	(6,421,639)
Modaraba company's management fee	5,614,882	1,976,269	3,865,202	(642,164)
Sales Tax on Modaraba Management company's fee	898,381	316,203	618,432	(102,746)
Provision for Worker's Welfare Fund	992,711	349,404	683,368	(113,535)
Profit / (Loss) before taxation	48,642,847	17,120,821	33,485,017	(5,563,194)
Provision for taxation	-	-	-	-
Net profit / (loss) for the period	48,642,847	17,120,821	33,485,017	(5,563,194)
Earnings / (loss) per certificate				
Basic and diluted	0.62	0.22	0.43	(0.071)

The annexed notes from 1 to 11 form an integral part of these condensed interim financial information

For B.R.R. Investments (Private) Limited
(Management Company)


CHAIRMAN


CHIEF EXECUTIVE OFFICER


DIRECTOR