

BOK/HO/BOD/2020/2016

August 20, 2020

The General Manager
Pakistan Stock Exchange Limited
Stock Exchange Building
Stock Exchange Road
KARACHI.

Subject: **FINANCIAL RESULTS FOR THE HALF YEAR ENDED JUNE 30, 2020**

Dear Sir,

We have to inform you that the Board of Directors of our Bank in their 162nd meeting held on Wednesday, August 19, 2020 at 02:00 p.m. at Peshawar, recommended the following:

- | | | |
|-------|--|-------------------|
| (i) | <u>CASH DIVIDEND</u> | <u>NIL</u> |
| (ii) | <u>BONUS SHARES</u> | <u>NIL</u> |
| (iii) | <u>RIGHT SHARES</u> | <u>NIL</u> |
| (iv) | <u>ANY OTHER ENTITLEMENT / CORPORATE ACTION</u> | <u>NIL</u> |
| (v) | <u>ANY OTHER PRICE – SENSITIVE INFORMATION</u> | <u>NIL</u> |


The financial results of the Bank are attached as Annexure – I.

The above entitlement will be paid to the shareholders whose names will appear in the Register of Members on **NIL**.

The Share Transfer Books of the company will be closed from **NIL** to **NIL** (both days inclusive). Transfers received at the THK Associates (Pvt) Limited, 1st Floor, 40 – C, Block 6, P.E.C.H.S Karachi at the close of the business on **NIL** will be treated in time for the purpose of the above entitlement to the transferees.

The Half yearly Report of the Bank for the period ended June 30, 2020 will be transmitted through PUCARS separately, within the specified time.

Yours Sincerely,


Muhammad Ali Qadri
Head – Shares Deptt: /
Assistant Company Secretary





THE BANK OF KHYBER
CONDENSED INTERIM PROFIT AND LOSS ACCOUNT (UN-AUDITED)
FOR THE PERIOD ENDED JUNE 30, 2020

ANNEXURE-I

Note	Quarter ended		Period ended		
	Three months ended	Three months ended	Six months ended	Six months ended	
	June 30, 2020	June 30, 2019	June 30, 2020	June 30, 2019	
----- Rupees in '000 -----					
Mark-up/return/interest earned	21	6,892,883	5,408,135	14,826,368	10,272,226
Mark-up/return/interest expensed	22	5,147,713	4,227,959	11,592,403	7,810,267
Net mark-up/ interest income		1,745,170	1,180,176	3,233,965	2,461,959
NON MARK-UP/INTEREST INCOME					
Fee and commission income	23	78,336	106,247	158,889	195,388
Dividend income		2,589	5,435	4,618	5,435
Foreign exchange income		83,096	67,014	259,267	89,197
Income / (loss) from derivatives		-	-	-	-
Gain on securities	24	1,387,329	(3,362)	1,749,177	2,192
Other income	25	29,893	25,814	59,771	59,760
Total non-markup/interest income		1,581,243	201,148	2,231,722	351,972
Total income		3,326,413	1,381,324	5,465,687	2,813,931
NON MARK-UP/INTEREST					
Operating expenses	26	1,124,773	918,556	2,192,246	1,952,307
Workers Welfare Fund		-	-	-	-
Other charges	27	19,520	77,382	67,826	77,472
Total non-markup/interest expenses		1,144,293	995,938	2,260,072	2,029,779
PROFIT BEFORE PROVISIONS					
Provisions and write offs - net	28	1,032,326	385,386	3,205,615	784,152
PROFIT BEFORE TAXATION		1,149,794	293,869	2,033,381	638,507
Taxation	29	491,850	(17,564)	827,209	140,343
PROFIT AFTER TAXATION		657,944	311,433	1,206,172	498,164
Basic and diluted earnings per share	30	0.66	0.31	1.21	0.50

The annexed notes 1 to 38 form an integral part of these condensed interim financial statements.

JR

 MANAGING DIRECTOR (Endorsed)	 CHIEF FINANCIAL OFFICER Endorsed	DIRECTOR	DIRECTOR	DIRECTOR
--	--	----------	----------	----------