


CONDENSED INTERIM BALANCE SHEET (UNAUDITED)


AS AT 30 SEPTEMBER 2015

	Note	30 Sep 2015 Rupees	30 Jun 2015 Rupees
Property, plant and equipment	4	564,681,172	556,370,976
Long term deposits		1,778,600	1,578,600
		566,459,772	557,949,576
CURRENT ASSETS			
Stores, spare parts and loose tools		7,856,846	7,253,430
Stock in trade		127,037,980	125,944,075
Trade debts - Unsecured	5	280,704,107	249,482,151
Advances - Unsecured		9,840,852	6,511,353
Trade deposits and short term prepayments		7,384,979	4,587,336
Other receivables		481,906	280,630
Other financial assets	6	423,895,306	386,907,672
Cash and bank balances		39,092,384	34,401,396
		896,294,360	815,368,043
CURRENT LIABILITIES			
Trade and other payables	7	168,624,463	234,019,493
Markup accrued		4,206,226	4,407,640
Short term borrowings - Secured	8	252,933,379	182,384,682
Provision for taxation		3,887,249	8,148,932
		429,651,317	428,960,747
NET CURRENT ASSETS		466,643,043	386,407,296
NON CURRENT LIABILITIES			
Deferred employee benefits		2,062,050	2,062,050
Deferred tax liability - net		28,500,460	26,183,239
		30,562,510	28,245,289
NET ASSETS		1,002,540,305	916,111,583
REPRESENTED BY:			
SHARE CAPITAL AND RESERVES			
Share capital		200,000,000	200,000,000
Unappropriated profit		528,185,787	441,194,267
		728,185,787	641,194,267
SURPLUS ON REVALUATION OF FIXED ASSETS - Net of tax		274,354,518	274,917,316
		1,002,540,305	916,111,583
CONTINGENCIES AND COMMITMENTS			
	9		

The annexed notes 1 to 14 form an integral part of these financial statements.

Islamabad
27th October 2015


Chairman




Chief Executive

CONDENSED INTERIM PROFIT AND LOSS ACCOUNT (UNAUDITED)
FOR THE PERIOD ENDED 30 SEPTEMBER 2015

	Note	Quarter Ended		Quarter Ended	
		30 Sep 2015	Period to Due Date	30 Sep 14	Period to Due Date
		Rupees	Rupees	Rupees	Rupees
NET SALES / TURNOVER	10	356,095,105	356,095,105	331,463,455	331,463,455
Cost of sales		(196,826,979)	(196,826,979)	(194,595,202)	(194,595,202)
GROSS PROFIT		159,268,126	159,268,126	136,868,253	136,868,253
Other income		7,438,820	7,438,820	8,939,451	8,939,451
Distribution cost		(5,892,717)	(5,892,717)	(4,719,050)	(4,719,050)
Administrative expenses		(26,476,281)	(26,476,281)	(16,851,778)	(16,851,778)
Finance costs		(4,807,067)	(4,807,067)	(5,038,010)	(5,038,010)
OPERATING PROFIT		129,530,881	129,530,881	119,198,866	119,198,866
Workers' profit participation fund		(6,476,544)	(6,476,544)	(5,959,943)	(5,959,943)
Workers' welfare fund		(2,590,618)	(2,590,618)	(2,383,977)	(2,383,977)
PROFIT BEFORE TAXATION		120,463,719	120,463,719	110,854,946	110,854,946
TAXATION					
Current		(31,717,775)	(31,717,775)	(23,176,217)	(23,176,217)
Deferred		(2,317,222)	(2,317,222)	(381,643)	(381,643)
		(34,034,997)	(34,034,997)	(23,557,860)	(23,557,860)
PROFIT FOR THE PERIOD		86,428,722	86,428,722	87,297,086	87,297,086
EARNINGS PER SHARE					
- Basic and diluted		4.32	4.32	4.36	4.36

The annexed notes 1 to 14 form an integral part of these financial statements.

Islamabad
27th October 2015



 Chairman
 Chief Executive

CONDENSED INTERIM STATEMENT OF COMPREHENSIVE INCOME (UNAUDITED)
FOR THE PERIOD ENDED 30 SEPTEMBER 2015

	Quarter Ended		Quarter Ended	
	30 Sep 2015	Period to Due Date	30 Sep 14	Period to Due Date
	Rupees	Rupees	Rupees	Rupees
Profit for the period	86,428,722	86,428,722	87,297,086	87,297,086
Other comprehensive income	-	-	-	-
TOTAL COMPREHENSIVE INCOME FOR THE PERIOD	86,428,722	86,428,722	87,297,086	87,297,086

The annexed notes 1 to 14 form an integral part of these financial statements.

Islamabad
27th October 2015

 Chairman
 Chief Executive


**CONDENSED INTERIM CASH FLOW STATEMENT (UNAUDITED)
FOR THE PERIOD ENDED 30 SEPTEMBER 2015**


	30 Sep 2015	30 Sep 14
Note	Rupees	Rupees
CASH FLOWS FROM OPERATING ACTIVITIES		
Profit before taxation	120,463,719	110,854,946
Adjustments for:		
Depreciation	4,392,726	4,066,405
Finance costs	4,519,306	5,038,010
Provision for Workers' profit participation fund	6,476,544	5,959,943
Provision for Workers' welfare fund	2,590,618	2,383,977
Provision for employee benefits	1,716,600	1,358,445
Gain on remeasurement of investment	(7,669,879)	(8,984,914)
Loss on disposal of property, plant and equipment	12,236	-
Interest on deposit accounts and TDRs	(199,570)	(493,436)
Unrealized exchange gain	418,393	538,899
	12,256,974	9,867,329
	132,720,693	120,722,274
Changes in:		
Store, spare parts and loose tools	(603,416)	(346,850)
Stock in trade	(1,093,905)	39,373,901
Trade debts	(31,221,956)	413,521
Advances, deposits, prepayments and other receivables	(6,335,359)	(9,552,024)
Trade and other payables	(39,940,547)	(20,421,466)
	(79,195,183)	9,467,082
	53,525,509	130,189,356
Cash generated from operations		
Finance costs paid	(4,720,720)	(4,265,675)
Employees benefits paid	(5,061,067)	(4,591,325)
Payments to Workers' profit participation fund	(27,327,018)	(22,000,000)
Income taxes paid	(35,979,458)	(25,592,297)
	(73,088,263)	(56,449,297)
	(19,562,754)	73,740,059
CASH FLOWS FROM INVESTING ACTIVITIES		
Purchase of property, plant and equipment	(12,745,158)	(5,339,720)
Proceeds from disposal of property, plant and equipment	30,000	-
Net investment during the year	(26,182,229)	-
Interest received on deposit accounts and TDRs	6,511	6,267
Net cash used in investing activities	(38,890,876)	(5,333,453)
CASH FLOWS FROM FINANCING ACTIVITIES		
Payment of dividend	(7,404,079)	-
Net cash used in financing activities	(7,404,079)	-
NET INCREASE/ (DECREASE) IN CASH AND CASH EQUIVALENTS	(65,857,709)	68,406,606
CASH AND CASH EQUIVALENTS AT BEGINNING OF THE PERIOD	(147,983,286)	(199,048,851)
CASH AND CASH EQUIVALENTS AT END OF THE PERIOD	(213,840,995)	(130,642,244)

11

The annexed notes 1 to 14 form an integral part of these financial statements.

Islamabad
27th October 2015


 Chairman



 Chief Executive


**CONDENSED INTERIM STATEMENT OF CHANGES IN EQUITY (UNAUDITED)
FOR THE PERIOD ENDED 30 SEPTEMBER 2015**

	Share capital	Unappropriated profit	Total equity
	Rupees	Rupees	Rupees
Balance at 01 July 2014	200,000,000	371,182,991	571,182,991
Total comprehensive income for the period			
Profit for the period	-	87,297,086	87,297,086
Comprehensive income for the year transferred to equity	-	87,297,086	87,297,086
Transfer from surplus on revaluation of property, plant and equipment on account of incremental depreciation for the year - net of deferred tax	-	545,594	545,594
Balance at 30 September 2014	200,000,000	459,025,671	659,025,671
Balance at 01 July 2015	200,000,000	441,194,267	641,194,267
Total comprehensive income for the period			
Profit for the period	-	86,428,722	86,428,722
Comprehensive income for the year transferred to equity	-	86,428,722	86,428,722
Transfer from surplus on revaluation of property, plant and equipment on account of incremental depreciation for the year - net of deferred tax	-	562,798	562,798
Balance at 30 September 2015	200,000,000	528,185,787	728,185,787

The annexed notes 1 to 14 form an integral part of these financial statements.

Islamabad
27th October 2015


 Chairman


 Chief Executive