

**THE KARACHI STOCK EXCHANGE (GUARANTEE) LIMITED**

**KSE/N-549**

**NOTICE**

**February 08, 2010**

Reproduced hereunder letter received from **BERGER PAINTS PAKISTAN LIMITED** for information of members of the Exchange.

(Copy of the same is also available on our Website [www.kse.com.pk](http://www.kse.com.pk)).

\*\*\*\*\*

**BERGER PAINTS PAKISTAN LIMITED  
PROJECTED PROFIT & LOSS ACCOUNT**


PKR '000'


	2010	2011	2012
Net Sales	3,580,302	3,946,419	4,350,927
Cost of sales	2,761,829	2,964,351	3,209,370
<b>GROSS PROFIT</b>	<b>818,473</b>	<b>982,068</b>	<b>1,141,557</b>
Selling and distribution costs	533,620	611,695	674,394
Administrative expenses	144,972	138,125	152,282
	678,592	749,820	826,676
Other operating income	81,170	73,569	66,855
<b>OPERATING PROFIT</b>	<b>221,051</b>	<b>305,817</b>	<b>381,736</b>
Finance costs	(260,140)	(234,553)	(190,219)
Other charges	(28,898)	(30,679)	(31,032)
	(289,038)	(265,232)	(221,251)
<b>(LOSS) / PROFIT BEFORE TAXATION</b>	<b>(67,987)</b>	<b>40,586</b>	<b>160,485</b>
Taxation	(5,894)	14,205	56,170
<b>(LOSS) / PROFIT AFTER TAXATION</b>	<b>(62,093)</b>	<b>26,381</b>	<b>104,315</b>

  
DIRECTOR

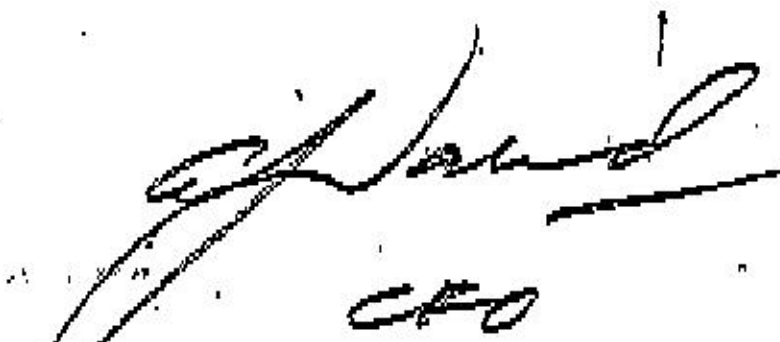
  
DIRECTOR

  
DIRECTOR

  
DIRECTOR

  
DIRECTOR

  
DIRECTOR

  
CEO